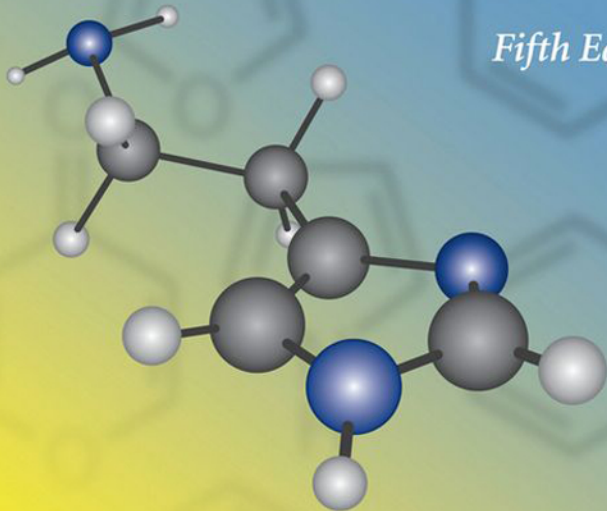


J.A. Joule and K. Mills

Heterocyclic Chemistry

Fifth Edition



 WILEY

Heterocyclic Chemistry

Fifth Edition

John A. Joule

School of Chemistry, The University of Manchester, UK

Keith Mills

Chemistry Consultant, Ware, UK



A John Wiley & Sons, Ltd., Publication

Heterocyclic Chemistry

Heterocyclic Chemistry

Fifth Edition

John A. Joule

School of Chemistry, The University of Manchester, UK

Keith Mills

Chemistry Consultant, Ware, UK



A John Wiley & Sons, Ltd., Publication

This edition first published 2010
© 2010 Blackwell Publishing Ltd

Registered office

John Wiley & Sons Ltd, The Atrium, Southern Gate, Chichester, West Sussex, PO19 8SQ, United Kingdom

For details of our global editorial offices, for customer services and for information about how to apply for permission to reuse the copyright material in this book please see our website at www.wiley.com.

The right of the author to be identified as the author of this work has been asserted in accordance with the Copyright, Designs and Patents Act 1988.

All rights reserved. No part of this publication may be reproduced, stored in a retrieval system, or transmitted, in any form or by any means, electronic, mechanical, photocopying, recording or otherwise, except as permitted by the UK Copyright, Designs and Patents Act 1988, without the prior permission of the publisher.

Wiley also publishes its books in a variety of electronic formats. Some content that appears in print may not be available in electronic books.

Designations used by companies to distinguish their products are often claimed as trademarks. All brand names and product names used in this book are trade names, service marks, trademarks or registered trademarks of their respective owners. The publisher is not associated with any product or vendor mentioned in this book. This publication is designed to provide accurate and authoritative information in regard to the subject matter covered. It is sold on the understanding that the publisher is not engaged in rendering professional services. If professional advice or other expert assistance is required, the services of a competent professional should be sought.

The publisher and the author make no representations or warranties with respect to the accuracy or completeness of the contents of this work and specifically disclaim all warranties, including without limitation any implied warranties of fitness for a particular purpose. This work is sold with the understanding that the publisher is not engaged in rendering professional services. The advice and strategies contained herein may not be suitable for every situation. In view of ongoing research, equipment modifications, changes in governmental regulations, and the constant flow of information relating to the use of experimental reagents, equipment, and devices, the reader is urged to review and evaluate the information provided in the package insert or instructions for each chemical, piece of equipment, reagent, or device for, among other things, any changes in the instructions or indication of usage and for added warnings and precautions. The fact that an organization or Website is referred to in this work as a citation and/or a potential source of further information does not mean that the author or the publisher endorses the information the organization or Website may provide or recommendations it may make. Further, readers should be aware that Internet Websites listed in this work may have changed or disappeared between when this work was written and when it is read. No warranty may be created or extended by any promotional statements for this work. Neither the publisher nor the author shall be liable for any damages arising herefrom.

Library of Congress Cataloging-in-Publication Data

Joule, J. A. (John Arthur)

Heterocyclic chemistry / John A. Joule, Keith Mills. – 5th ed.

p. cm.

Includes bibliographical references and index.

ISBN 978-1-4051-9365-8 (pbk.) – ISBN 978-1-4051-3300-5 (pbk.) 1. Heterocyclic chemistry. I. Mills, K. (Keith) II. Title.

QD400.J59 2009

547'.59–dc22

2009028759

ISBN Cloth: 978-1-405-19365-8

ISBN Paper: 978-1-405-13300-5

A catalogue record for this book is available from the British Library.

Set in 10 on 12 pt Times by Toppan Best-set Premedia Limited

Printed and bound in Singapore by Fabulous Printers Pte Ltd

Contents

Preface to the Fifth Edition	xix
P.1 Hazards	xxi
P.2 How to Use This Textbook	xxi
Acknowledgements	xxii
References	xxii
Web Site	xxii
Biography	xxiii
Definitions of Abbreviations	xxv
1 Heterocyclic Nomenclature	1
2 Structures and Spectroscopic Properties of Aromatic Heterocycles	5
2.1 Carbocyclic Aromatic Systems	5
2.1.1 Structures of Benzene and Naphthalene	5
2.1.2 Aromatic Resonance Energy	6
2.2 Structure of Six-Membered Heteroaromatic Systems	7
2.2.1 Structure of Pyridine	7
2.2.2 Structure of Diazines	7
2.2.3 Structures of Pyridinium and Related Cations	8
2.2.4 Structures of Pyridones and Pyrones	8
2.3 Structure of Five-Membered Heteroaromatic Systems	9
2.3.1 Structure of Pyrrole	9
2.3.2 Structures of Thiophene and Furan	10
2.3.3 Structures of Azoles	10
2.3.4 Structures of Pyrrol and Related Anions	11
2.4 Structures of Bicyclic Heteroaromatic Compounds	11
2.5 Tautomerism in Heterocyclic Systems	12
2.6 Mesoionic Systems	12
2.7 Some Spectroscopic Properties of Some Heteroaromatic Systems	13
2.7.1 Ultraviolet/Visible (Electronic) Spectroscopy	13
2.7.2 Nuclear Magnetic Resonance (NMR) Spectroscopy	14
References	17
3 Substitutions of Aromatic Heterocycles	19
3.1 Electrophilic Addition at Nitrogen	19
3.2 Electrophilic Substitution at Carbon	20
3.2.1 Aromatic Electrophilic Substitution: Mechanism	20
3.2.2 Six-Membered Heterocycles	21
3.2.3 Five-Membered Heterocycles	22

3.3	Nucleophilic Substitution at Carbon	24
3.3.1	Aromatic Nucleophilic Substitution: Mechanism	24
3.3.2	Six-Membered Heterocycles	24
3.3.3	Vicarious Nucleophilic Substitution (VNS Substitution)	26
3.4	Radical Substitution at Carbon	27
3.4.1	Reactions of Heterocycles with Nucleophilic Radicals	27
3.4.2	Reactions with Electrophilic Radicals	30
3.5	Deprotonation of <i>N</i> -Hydrogen	30
3.6	Oxidation and Reduction of Heterocyclic Rings	31
3.7	<i>ortho</i> -Quinodimethanes in Heterocyclic Compound Synthesis	31
	References	33
4	Organometallic Heterocyclic Chemistry	37
4.1	Preparation and Reactions of Organometallic Compounds	37
4.1.1	Lithium	37
4.1.2	Magnesium	45
4.1.3	Zinc	47
4.1.4	Copper	48
4.1.5	Boron	48
4.1.6	Silicon and Tin	52
4.1.7	Mercury	54
4.1.8	Palladium	54
4.1.9	Side-Chain Metallation ('Lateral Metallation')	54
4.2	Transition Metal-Catalysed Reactions	56
4.2.1	Basic Palladium Processes	56
4.2.2	Catalysts	59
4.2.3	The Electrophilic Partner; The Halides/Leaving Groups	61
4.2.4	Cross-Coupling Reactions	64
4.2.5	The Nucleophilic (Organometallic) Partner	65
4.2.6	Other Nucleophiles	70
4.2.7	The Ring Systems in Cross-Coupling Reactions	71
4.2.8	Organometallic Selectivity	77
4.2.9	Direct C–H Arylation	79
4.2.10	<i>N</i> -Arylation	83
4.2.11	Heck Reactions	87
4.2.12	Carbonylation Reactions	89
	References	90
5	Methods in Heterocyclic Chemistry	97
5.1	Solid-Phase Reactions and Related Methods	97
5.1.1	Solid-Phase Reactions	97
5.1.2	Solid-Supported Reagents and Scavengers	99
5.1.3	Solid-Phase Extraction (SPE)	100
5.1.4	Soluble Polymer-Supported Reactions	100
5.1.5	Phase Tags	101
5.2	Microwave Heating	103
5.3	Flow Reactors	104
5.4	Hazards: Explosions	105
	References	105

6	Ring Synthesis of Aromatic Heterocycles	107
6.1	Reaction Types Most Frequently Used in Heterocyclic Ring Synthesis	107
6.2	Typical Reactant Combinations	108
6.2.1	Typical Ring Synthesis of a Pyrrole Involving Only C–Heteroatom Bond Formation	108
6.2.2	Typical Ring Synthesis of a Pyridine Involving Only C–Heteroatom Bond Formation	109
6.2.3	Typical Ring Syntheses Involving C–Heteroatom C–C Bond Formations	109
6.3	Summary	111
6.4	Electrocyclic Processes in Heterocyclic Ring Synthesis	112
6.5	Nitrenes in Heterocyclic Ring Synthesis	113
6.6	Palladium Catalysis in the Synthesis of Benzo-Fused Heterocycles	113
	References	114
7	Typical Reactivity of Pyridines, Quinolines and Isoquinolines	115
8	Pyridines: Reactions and Synthesis	125
8.1	Reactions with Electrophilic Reagents	125
8.1.1	Addition to Nitrogen	125
8.1.2	Substitution at Carbon	128
8.2	Reactions with Oxidising Agents	130
8.3	Reactions with Nucleophilic Reagents	131
8.3.1	Nucleophilic Substitution with ‘Hydride’ Transfer	131
8.3.2	Nucleophilic Substitution with Displacement of Good Leaving Groups	133
8.4	Metallation and Reactions of C-Metallated-Pyridines	134
8.4.1	Direct Ring C–H Metallation	134
8.4.2	Metal–Halogen Exchange	137
8.5	Reactions with Radicals; Reactions of Pyridyl Radicals	138
8.5.1	Halogenation	138
8.5.2	Carbon Radicals	138
8.5.3	Dimerisation	138
8.5.4	Pyridinyl Radicals	139
8.6	Reactions with Reducing Agents	139
8.7	Electrocyclic Reactions (Ground State)	140
8.8	Photochemical Reactions	140
8.9	Oxy- and Amino-Pyridines	141
8.9.1	Structure	141
8.9.2	Reactions of Pyridones	142
8.9.3	Reactions of Amino-Pyridines	144
8.10	Alkyl-Pyridines	146
8.11	Pyridine Aldehydes, Ketones, Carboxylic Acids and Esters	148
8.12	Quaternary Pyridinium Salts	148
8.12.1	Reduction and Oxidation	148
8.12.2	Organometallic and Other Nucleophilic Additions	150
8.12.3	Nucleophilic Addition Followed by Ring Opening	152
8.12.4	Cyclisations Involving an α -Position or an α -Substituent	153
8.12.5	<i>N</i> -Dealkylation	153
8.13	Pyridine <i>N</i> -oxides	153
8.13.1	Electrophilic Addition and Substitution	154
8.13.2	Nucleophilic Addition and Substitution	155
8.13.3	Addition of Nucleophiles then Loss of Oxide	155

8.14	Synthesis of Pyridines	156
8.14.1	Ring Synthesis	156
8.14.2	Examples of Notable Syntheses of Pyridine Compounds	165
	Exercises	166
	References	168
9	Quinolines and Isoquinolines: Reactions and Synthesis	177
9.1	Reactions with Electrophilic Reagents	177
9.1.1	Addition to Nitrogen	177
9.1.2	Substitution at Carbon	177
9.2	Reactions with Oxidising Agents	179
9.3	Reactions with Nucleophilic Reagents	179
9.3.1	Nucleophilic Substitution with 'Hydride' Transfer	179
9.3.2	Nucleophilic Substitution with Displacement of Good Leaving Groups	180
9.4	Metallation and Reactions of C-Metallated Quinolines and Isoquinolines	181
9.4.1	Direct Ring C–H Metallation	181
9.4.2	Metal–Halogen Exchange	182
9.5	Reactions with Radicals	182
9.6	Reactions with Reducing Agents	183
9.7	Electrocyclic Reactions (Ground State)	183
9.8	Photochemical Reactions	183
9.9	Oxy-Quinolines and Oxy-Isoquinolines	183
9.10	Amino-Quinolines and Amino-Isoquinolines	185
9.11	Alkyl-Quinolines and Alkyl-Isoquinolines	185
9.12	Quinoline and Isoquinoline Carboxylic Acids and Esters	185
9.13	Quaternary Quinolinium and Isoquinolinium Salts	186
9.14	Quinoline and Isoquinoline <i>N</i> -Oxides	188
9.15	Synthesis of Quinolines and Isoquinolines	188
9.15.1	Ring Syntheses	188
9.15.2	Examples of Notable Syntheses of Quinoline and Isoquinoline Compounds	198
	Exercises	199
	References	200
10	Typical Reactivity of Pyrylium and Benzopyrylium Ions, Pyrones and Benzopyrones	205
11	Pyryliums, 2- and 4-Pyrones: Reactions and Synthesis	209
11.1	Reactions of Pyrylium Cations	209
11.1.1	Reactions with Electrophilic Reagents	209
11.1.2	Addition Reactions with Nucleophilic Reagents	210
11.1.3	Substitution Reactions with Nucleophilic Reagents	212
11.1.4	Reactions with Radicals	212
11.1.5	Reactions with Reducing Agents	212
11.1.6	Photochemical Reactions	212
11.1.7	Reactions with Dipolarophiles; Cycloadditions	213
11.1.8	Alkyl-Pyryliums	213
11.2	2-Pyrones and 4-Pyrones (<i>2H</i> -Pyran-2-ones and <i>4H</i> -Pyran-4-ones; α - and γ -Pyrones)	214
11.2.1	Structure of Pyrones	214
11.2.2	Reactions of Pyrones	214

11.3	Synthesis of Piryliums	218
11.3.1	From 1,5-Dicarbonyl Compounds	218
11.3.2	Alkene Acylation	219
11.3.3	From 1,3-Dicarbonyl Compounds and Ketones	220
11.4	Synthesis of 2-Pyrones	220
11.4.1	From 1,3-Keto(aldehydo)-Acids and Carbonyl Compounds	220
11.4.2	Other Methods	221
11.5	Synthesis of 4-Pyrones	222
	Exercises	224
	References	225
12	Benzopyryliums and Benzopyrones: Reactions and Synthesis	229
12.1	Reactions of Benzopyryliums	229
12.1.1	Reactions with Electrophilic Reagents	229
12.1.2	Reactions with Oxidising Agents	230
12.1.3	Reactions with Nucleophilic Reagents	230
12.1.4	Reactions with Reducing Agents	231
12.1.5	Alkyl-Benzopyryliums	231
12.2	Benzopyrones (Chromones, Coumarins and Isocoumarins)	232
12.2.1	Reactions with Electrophilic Reagents	232
12.2.2	Reactions with Oxidising Agents	232
12.2.3	Reactions with Nucleophilic Reagents	233
12.3	Synthesis of Benzopyryliums, Chromones, Coumarins and Isocoumarins	237
12.3.1	Ring Synthesis of 1-Benzopyryliums	237
12.3.2	Ring Synthesis of Coumarins	238
12.3.3	Ring Synthesis of Chromones	240
12.3.4	Ring Synthesis of 2-Benzopyryliums	242
12.3.5	Ring Synthesis of Isocoumarins	243
12.3.6	Notable Examples of Benzopyrylium and Benzopyrone Syntheses	243
	Exercises	244
	References	245
13	Typical Reactivity of the Diazine: Pyridazine, Pyrimidine and Pyrazine	249
14	The Diazines: Pyridazine, Pyrimidine, and Pyrazine: Reactions and Synthesis	253
14.1	Reactions with Electrophilic Reagents	253
14.1.1	Addition at Nitrogen	253
14.1.2	Substitution at Carbon	255
14.2	Reactions with Oxidising Agents	255
14.3	Reactions with Nucleophilic Reagents	255
14.3.1	Nucleophilic Substitution with 'Hydride' Transfer	256
14.3.2	Nucleophilic Substitution with Displacement of Good Leaving Groups	256
14.4	Metallation and Reactions of C-Metallated Diazines	259
14.4.1	Direct Ring C-H Metallation	259
14.4.2	Metal-Halogen Exchange	260
14.5	Reactions with Reducing Agents	261
14.6	Reactions with Radicals	261
14.7	Electrocyclic Reactions	261
14.8	Diazine N-Oxides	262

14.9	Oxy-Diazines	263
14.9.1	Structure of Oxy-Diazines	263
14.9.2	Reactions of Oxy-Diazines	264
14.10	Amino-Diazines	271
14.11	Alkyl-Diazines	272
14.12	Quaternary Diazinium Salts	273
14.13	Synthesis of Diazines	273
14.13.1	Pyridazines	274
14.13.2	Pyrimidines	275
14.13.3	Pyrazines	279
14.13.4	Notable Syntheses of Diazines	281
14.14	Pteridines	282
	Exercises	283
	References	284
15	Typical Reactivity of Pyrroles, Furans and Thiophenes	289
16	Pyrroles: Reactions and Synthesis	295
16.1	Reactions with Electrophilic Reagents	295
16.1.1	Substitution at Carbon	296
16.2	Reactions with Oxidising Agents	303
16.3	Reactions with Nucleophilic Reagents	303
16.4	Reactions with Bases	304
16.4.1	Deprotonation of <i>N</i> -Hydrogen and Reactions of Pyrrol Anions	304
16.4.2	Lithium, Sodium, Potassium and Magnesium Derivatives	304
16.5	<i>C</i> -Metallation and Reactions of <i>C</i> -Metallated Pyrroles	305
16.5.1	Direct Ring C–H Metallation	305
16.5.2	Metal–Halogen Exchange	305
16.6	Reactions with Radicals	306
16.7	Reactions with Reducing Agents	306
16.8	Electrocyclic Reactions (Ground State)	307
16.9	Reactions with Carbenes and Carbenoids	308
16.10	Photochemical Reactions	308
16.11	Pyrrol-C-X Compounds	309
16.12	Pyrrole Aldehydes and Ketones	309
16.13	Pyrrole Carboxylic Acids	309
16.14	Pyrrole Carboxylic Acid Esters	310
16.15	Oxy- and Amino-Pyrroles	310
16.15.1	2-Oxy-Pyrroles	310
16.15.2	3-Oxy-Pyrroles	311
16.15.3	Amino-Pyrroles	311
16.16	Synthesis of Pyrroles	311
16.16.1	Ring Synthesis	311
16.16.2	Some Notable Syntheses of Pyrroles	317
	Exercises	319
	References	320
17	Thiophenes: Reactions and Synthesis	325
17.1	Reactions with Electrophilic Reagents	325
17.1.1	Substitution at Carbon	325
17.1.2	Addition at Sulfur	329

17.2	Reactions with Oxidising Agents	330
17.3	Reactions with Nucleophilic Reagents	330
17.4	Metallation and Reactions of C-Metallated Thiophenes	331
17.4.1	Direct Ring C–H Metallation	331
17.4.2	Metal–Halogen Exchange	331
17.5	Reactions with Radicals	333
17.6	Reactions with Reducing Agents	333
17.7	Electrocyclic Reactions (Ground State)	333
17.8	Photochemical Reactions	334
17.9	Thiophene–C–X Compounds: Thenyl Derivatives	334
17.10	Thiophene Aldehydes and Ketones, and Carboxylic Acids and Esters	335
17.11	Oxy- and Amino-Thiophenes	335
17.11.1	Oxy-Thiophenes	335
17.11.2	Amino-Thiophenes	336
17.12	Synthesis of Thiophenes	336
17.12.1	Ring Synthesis	336
17.12.2	Examples of Notable Syntheses of Thiophene Compounds	340
	Exercises	342
	References	342
18	Furans: Reactions and Synthesis	347
18.1	Reactions with Electrophilic Reagents	347
18.1.1	Substitution at Carbon	347
18.2	Reactions with Oxidising Agents	351
18.3	Reactions with Nucleophilic Reagents	352
18.4	Metallation and Reactions of C-Metallated Furans	352
18.4.1	Direct Ring C–H Metallation	352
18.4.2	Metal–Halogen Exchange	353
18.5	Reactions with Radicals	353
18.6	Reactions with Reducing Agents	353
18.7	Electrocyclic Reactions (Ground State)	353
18.8	Reactions with Carbenes and Carbenoids	356
18.9	Photochemical Reactions	356
18.10	Furyl–C–X Compounds; Side-Chain Properties	356
18.11	Furan Carboxylic Acids and Esters and Aldehydes	356
18.12	Oxy- and Amino-Furans	357
18.12.1	Oxy-Furans	357
18.12.2	Amino-Furans	358
18.13	Synthesis of Furans	358
18.13.1	Ring Syntheses	359
18.13.2	Examples of Notable Syntheses of Furans	363
	Exercises	364
	References	365
19	Typical Reactivity of Indoles, Benzo[<i>b</i>]thiophenes, Benzo[<i>b</i>]furans, Isoindoles, Benzo[<i>c</i>]thiophenes and Isobenzofurans	369
20	Indoles: Reactions and Synthesis	373
20.1	Reactions with Electrophilic Reagents	373
20.1.1	Substitution at Carbon	373

20.2	Reactions with Oxidising Agents	385
20.3	Reactions with Nucleophilic Reagents	386
20.4	Reactions with Bases	386
20.4.1	Deprotonation of <i>N</i> -Hydrogen and Reactions of Indolyl Anions	386
20.5	<i>C</i> -Metallation and Reactions of <i>C</i> -Metallated Indoles	388
20.5.1	Direct Ring C–H Metallation	388
20.5.2	Metal–Halogen Exchange	390
20.6	Reactions with Radicals	391
20.7	Reactions with Reducing Agents	392
20.8	Reactions with Carbenes	392
20.9	Electrocyclic and Photochemical Reactions	393
20.10	Alkyl-Indoles	394
20.11	Reactions of Indolyl-C–X Compounds	395
20.12	Indole Carboxylic Acids	396
20.13	Oxy-Indoles	397
20.13.1	Oxindole	397
20.13.2	Indoxyl	398
20.13.3	Isatin	399
20.13.4	1-Hydroxyindole	399
20.14	Amino-Indoles	400
20.15	Aza-Indoles	400
20.15.1	Electrophilic Substitution	401
20.15.2	Nucleophilic Substitution	401
20.16	Synthesis of Indoles	402
20.16.1	Ring Synthesis of Indoles	402
20.16.2	Ring Synthesis of Oxindoles	416
20.16.3	Ring Synthesis of Indoxyls	417
20.16.4	Ring Synthesis of Isatins	418
20.16.5	Synthesis of 1-Hydroxy-Indoles	418
20.16.6	Examples of Notable Indole Syntheses	418
20.16.7	Synthesis of Aza-Indoles	421
	Exercises	422
	References	423
21	Benzo[<i>b</i>]thiophenes and Benzo[<i>b</i>]furans: Reactions and Synthesis	433
21.1	Reactions with Electrophilic Reagents	433
21.1.1	Substitution at Carbon	433
21.1.2	Addition to Sulfur in Benzothiophenes	434
21.2	Reactions with Nucleophilic Reagents	435
21.3	Metallation and Reactions of <i>C</i> -Metallated Benzothiophenes and Benzofurans	435
21.4	Reactions with Radicals	436
21.5	Reactions with Oxidising and Reducing Agents	436
21.6	Electrocyclic Reactions	436
21.7	Oxy- and Amino-Benzothiophenes and -Benzofurans	437
21.8	Synthesis of Benzothiophenes and Benzofurans	437
21.8.1	Ring Synthesis	437
	Exercises	443
	References	443

22 Isoindoles, Benzo[<i>c</i>]thiophenes and Isobenzofurans: Reactions and Synthesis	447
22.1 Reactions with Electrophilic Reagents	447
22.2 Electrocyclic Reactions	448
22.3 Phthalocyanines	449
22.4 Synthesis of Isoindoles, Benzo[<i>c</i>]thiophenes and Isobenzofurans	449
22.4.1 Isoindoles	449
22.4.2 Benzo[<i>c</i>]thiophenes	450
22.4.3 Isobenzofurans	451
Exercises	452
References	452
23 Typical Reactivity of 1,3- and 1,2-Azoles and Benzo-1,3- and -1,2-Azoles	455
24 1,3-Azoles: Imidazoles, Thiazoles and Oxazoles: Reactions and Synthesis	461
24.1 Reactions with Electrophilic Reagents	461
24.1.1 Addition at Nitrogen	461
24.1.2 Substitution at Carbon	464
24.2 Reactions with Oxidising Agents	466
24.3 Reactions with Nucleophilic Reagents	466
24.3.1 With Replacement of Hydrogen	466
24.3.2 With Replacement of Halogen	466
24.4 Reactions with Bases	467
24.4.1 Deprotonation of Imidazole <i>N</i> -Hydrogen and Reactions of Imidazolyl Anions	467
24.5 C-Metallation and Reactions of C-Metallated 1,3-Azoles	467
24.5.1 Direct Ring C–H Metallation	467
24.5.2 Metal–Halogen Exchange	468
24.6 Reactions with Radicals	468
24.7 Reactions with Reducing Agents	469
24.8 Electrocyclic Reactions	469
24.9 Alkyl-1,3-Azoles	470
24.10 Quaternary 1,3-Azolium Salts	470
24.11 Oxy- and Amino-1,3-Azoles	471
24.12 1,3-Azole <i>N</i> -Oxides	473
24.13 Synthesis of 1,3-Azoles	473
24.13.1 Ring Synthesis	473
24.13.2 Examples of Notable Syntheses Involving 1,3-Azoles	478
Exercises	479
References	480
25 1,2-Azoles: Pyrazoles, Isothiazoles, Isoxazoles: Reactions and Synthesis	485
25.1 Reactions with Electrophilic Reagents	486
25.1.1 Addition at Nitrogen	486
25.1.2 Substitution at Carbon	487
25.2 Reactions with Oxidising Agents	488
25.3 Reactions with Nucleophilic Reagents	488
25.4 Reactions with Bases	488
25.4.1 Deprotonation of Pyrazole <i>N</i> -Hydrogen and Reactions of Pyrazolyl Anions	488

25.5	C-Metallation and Reactions of C-Metallated 1,2-Azoles	489
25.5.1	Direct Ring C–H Metallation	489
25.5.2	Metal–Halogen Exchange	490
25.6	Reactions with Radicals	490
25.7	Reactions with Reducing Agents	490
25.8	Electrocyclic and Photochemical Reactions	491
25.9	Alkyl-1,2-Azoles	492
25.10	Quaternary 1,2-Azolium Salts	492
25.11	Oxy- and Amino-1,2-azoles	493
25.12	Synthesis of 1,2-Azoles	494
25.12.1	Ring Synthesis	494
	Exercises	498
	References	498
26	Benzanellated Azoles: Reactions and Synthesis	503
26.1	Reactions with Electrophilic Reagents	503
26.1.1	Addition at Nitrogen	503
26.1.2	Substitution at Carbon	504
26.2	Reactions with Nucleophilic Reagents	505
26.3	Reactions with Bases	505
26.3.1	Deprotonation of <i>N</i> -Hydrogen and Reactions of Benzimidazolyl and Indazolyl Anions	505
26.4	Ring Metallation and Reactions of C-Metallated Derivatives	505
26.5	Reactions with Reducing Agents	506
26.6	Electrocyclic Reactions	506
26.7	Quaternary Salts	506
26.8	Oxy- and Amino-Benzo-1,3-Azoles	507
26.9	Synthesis	507
26.9.1	Ring Synthesis of Benzo-1,3-Azoles	507
26.9.2	Ring Synthesis of Benzo-1,2-Azoles	509
	References	512
27	Purines: Reactions and Synthesis	515
27.1	Reactions with Electrophilic Reagents	516
27.1.1	Addition at Nitrogen	516
27.1.2	Substitution at Carbon	519
27.2	Reactions with Radicals	521
27.3	Reactions with Oxidising Agents	521
27.4	Reactions with Reducing Agents	521
27.5	Reactions with Nucleophilic Reagents	521
27.6	Reactions with Bases	524
27.6.1	Deprotonation of <i>N</i> -Hydrogen and Reactions of Purinyl Anions	524
27.7	C-Metallation and Reactions of C-Metallated Purines	524
27.7.1	Direct Ring C–H Metallation	524
27.7.2	Metal–Halogen Exchange	525
27.8	Oxy- and Amino-Purines	525
27.8.1	Oxy-Purines	526
27.8.2	Amino-Purines	527
27.8.3	Thio-Purines	529

27.9	Alkyl-Purines	530
27.10	Purine Carboxylic Acids	530
27.11	Synthesis of Purines	530
27.11.1	Ring Synthesis	530
27.11.2	Examples of Notable Syntheses Involving Purines	534
	Exercises	535
	References	536
28	Heterocycles Containing a Ring-Junction Nitrogen (Bridgehead Compounds)	539
28.1	Indolizines	539
28.1.1	Reactions of Indolizines	540
28.1.2	Ring Synthesis of Indolizines	541
28.2	Aza-Indolizines	543
28.2.1	Imidazo[1,2- <i>a</i>]pyridines	543
28.2.2	Imidazo[1,5- <i>a</i>]pyridines	545
28.2.3	Pyrazolo[1,5- <i>a</i>]pyridines	546
28.2.4	Triazolo- and Tetrazolo-Pyridines	547
28.2.5	Compounds with an Additional Nitrogen in the Six-Membered Ring	549
28.3	Quinolizinium and Related Systems	551
28.4	Pyrrolizine and Related Systems	551
28.5	Cyclazines	552
	Exercises	553
	References	553
29	Heterocycles Containing More Than Two Heteroatoms	557
29.1	Five-Membered Rings	557
29.1.1	Azoles	557
29.1.2	Oxadiazoles and Thiadiazoles	569
29.1.3	Other Systems	574
29.2	Six-Membered Rings	574
29.2.1	Azines	574
29.3	Benzotriazoles	579
	Exercises	581
	References	581
30	Saturated and Partially Unsaturated Heterocyclic Compounds: Reactions and Synthesis	587
30.1	Five- and Six-Membered Rings	588
30.1.1	Pyrrolidines and Piperidines	588
30.1.2	Piperideines and Pyrrolines	589
30.1.3	Pyrans and Reduced Furans	590
30.2	Three-Membered Rings	592
30.2.1	Three-Membered Rings with One Heteroatom	592
30.2.2	Three-Membered Rings with Two Heteroatoms	596
30.3	Four-Membered Rings	597
30.4	Metallation	598
30.5	Ring synthesis	599
30.5.1	Aziridines and Azirines	600
30.5.2	Azetidines and β -Lactams	602
30.5.3	Pyrrolidines	602

30.5.4	Piperidines	603
30.5.5	Saturated Oxygen Heterocycles	604
30.5.6	Saturated Sulfur Heterocycles	605
	References	606
31	Special Topics	609
31.1	Synthesis of Ring-Fluorinated Heterocycles	609
31.1.1	Electrophilic Fluorination	609
31.1.2	The Balz–Schiemann Reaction	611
31.1.3	Halogen Exchange (Halex) Reactions	612
31.1.4	Ring Synthesis Incorporating Fluorinated Starting Materials	612
31.2	Isotopically Labelled Heterocycles	616
31.2.1	Hazards Due to Radionuclides	616
31.2.2	Synthesis	616
31.2.3	PET (Positron Emission Tomography)	617
31.3	Bioprocesses in Heterocyclic Chemistry	619
31.4	Green Chemistry	620
31.5	Ionic Liquids	620
31.6	Applications and Occurrences of Heterocycles	621
31.6.1	Toxicity	622
31.6.2	Plastics and Polymers	622
31.6.3	Fungicides and Herbicides	623
31.6.4	Dyes and Pigments	623
31.6.5	Fluorescence-Based Applications	624
31.6.6	Electronic Applications	625
	References	626
32	Heterocycles in Biochemistry; Heterocyclic Natural Products	629
32.1	Heterocyclic Amino Acids and Related Substances	629
32.2	Enzyme Co-Factors; Heterocyclic Vitamins; Co-Enzymes	630
32.2.1	Niacin (Vitamin B ₃) and Nicotinamide Adenine Dinucleotide Phosphate (NADP ⁺)	631
32.2.2	Pyridoxine (Vitamin B ₆) and Pyridoxal Phosphate (PLP)	631
32.2.3	Riboflavin (Vitamin B ₂)	632
32.2.4	Thiamin (Vitamin B ₁) and Thiamine Pyrophosphate	632
32.3	Porphobilinogen and the ‘Pigments of Life’	633
32.4	Ribonucleic Acid (RNA) and Deoxyribonucleic Acid (DNA); Genetic Information; Purines and Pyrimidines	635
32.5	Heterocyclic Natural Products	637
32.5.1	Alkaloids	637
32.5.2	Marine Heterocycles	639
32.5.3	Halogenated Heterocycles	639
32.5.4	Macrocycles Containing Oxazoles and Thiazoles	640
32.5.5	Other Nitrogen-Containing Natural Products	640
32.5.6	Anthocyanins and Flavones	641
	References	642
33	Heterocycles in Medicine	645
33.1	Mechanisms of Drug Actions	646
33.1.1	Mimicking or Opposing the Effects of Physiological Hormones or Neurotransmitters	646

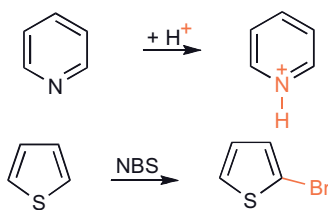
33.1.2	Interaction with Enzymes	646
33.1.3	Physical Binding with, or Chemically Modifying, Natural Macromolecules	646
33.2	The Neurotransmitters	647
33.3	Drug Discovery and Development	647
33.3.1	Stages in the Life of a Drug	647
33.3.2	Drug Discovery	649
33.3.3	Chemical Development	649
33.3.4	Good Manufacturing Practice (GMP)	650
33.4	Heterocyclic Drugs	650
33.4.1	Histamine	650
33.4.2	Acetylcholine (ACh)	652
33.4.3	5-Hydroxytryptamine (5-HT)	653
33.4.4	Adrenaline and Noradrenaline	654
33.4.5	Other Significant Cardiovascular Drugs	654
33.4.6	Drugs Affecting Blood Clotting	655
33.4.7	Other Enzyme Inhibitors	656
33.4.8	Enzyme Induction	658
33.5	Drugs Acting on the CNS	658
33.6	Anti-Infective Agents	659
33.6.1	Anti-Parasitic Drugs	659
33.6.2	Anti-Bacterial Drugs	660
33.6.3	Anti-Viral Drugs	661
33.7	Anti-Cancer Drugs	661
33.8	Photochemotherapy	663
33.8.1	Psoralen plus UVA (PUVA) Treatment	663
33.8.2	Photodynamic Therapy (PDT)	664
	References	664

Preface to the Fifth Edition

Heterocyclic compounds have a wide range of applications but are of particular interest in medicinal chemistry, and this has catalysed the discovery and development of much heterocyclic chemistry and methods. The preparation of a fifth edition has allowed us to review thoroughly the material included in the earlier editions, to make amendments in the light of new knowledge, and to include recent work. Within the restrictions that space dictates, we believe that all of the most significant heterocyclic chemistry of the 20th century and important more recent developments, has been covered or referenced.

We have maintained the principal aim of the earlier editions – to teach the fundamentals of heterocyclic reactivity and synthesis in a way that is understandable by undergraduate students. However, in recognition of the level at which much heterocyclic chemistry is now normally taught, we include more advanced and current material, which makes the book appropriate both for post-graduate level courses, and as a reference text for those involved in heterocyclic chemistry in the work place.

New in this edition is the use of colour in the schemes. We have highlighted in red those parts of products (or intermediates) where a change in structure or bonding has taken place. We hope that this both facilitates comprehension and understanding of the chemical changes that are occurring and, especially for the undergraduate student, quickly focuses attention on just those parts of the molecules where structural change has occurred. For example, in the first reaction below, only changes at the pyridine nitrogen are involved; in the second example, the introduced bromine resulting from the substitution and its new bond to the heterocycle, are highlighted. We also show all positive and negative charges in red.



In recognition of the enormous importance of organometallic chemistry in heterocyclic synthesis, we have introduced a new chapter dealing exclusively with this aspect. Chapter 4, 'Organometallic Heterocyclic Chemistry', has: (i) a general overview of heterocyclic organometallic chemistry, but most examples are to be found in the individual ring chapters, (ii) the use of transition metal-catalysed reactions that, as a consequence of a regularity and consistency that is to a substantial degree independent of the heterocyclic ring, is best treated as a whole, and therefore most examples are brought together here, with relatively few in the ring chapters.

Other innovations in this fifth edition are discussions in Chapter 5 of the modern techniques of: (i) solid-phase chemistry, (ii) microwave heating and (iii) flow reactors in the heterocyclic context. Reflecting the large part that heterocyclic chemistry plays in the pharmaceutical industry, there are entirely new chapters that deal with 'Heterocycles in Medicine' (Chapter 33) and 'Heterocycles in Biochemistry; Heterocyclic Natural Products' (Chapter 32).

We devote a new chapter (31) to some important topics: fluorinated heterocycles, isotopically labelled heterocycles, the use of bioprocesses in heterocyclic transformations, ‘green chemistry’ and the somewhat related topic of ionic liquids, and some the applications of heterocyclic compounds in every-day life.

1. The main body of factual material is to be found in chapters entitled ‘Reactions and synthesis of...’ a particular heterocyclic system. Didactic material is to be found partly in advanced general discussions of heterocyclic reactivity and synthesis (Chapters 3, 4 and 6), and partly in six short summary chapters (such as ‘Typical Reactivity of Pyridines, Quinolines and Isoquinolines’; Chapter 7), which aim to capture the essence of that typical reactivity in very concise resumés. These last are therefore suitable as an introduction to the chemistry of that heterocyclic system, but they are insufficient in themselves and should lead the reader to the fuller discussions in the ‘Reactions and Synthesis of ...’ chapters. They will also serve the undergraduate student as a revision summary of the typical chemistry of that system.
2. More than 4000 references have been given throughout the text: the references to original work have been chosen as good leading references and are, therefore, not necessarily the first or last mention of that particular topic or method or compound; some others are included as benchmark papers and others for their historical interest. The extensive list of references is most relevant to post-graduate teaching and to research workers, however we believe that the inclusion of references does not interfere with the readability of the text for the undergraduate student. Many review references are also included: for these we give the title of the article; titles are also given for the books to which we refer. The majority of journals are available only on a subscription (personal or institutional) basis, but most of their web sites give free access to abstracts and a few, such as *Arkivoc* and *Beilstein Journal of Organic Chemistry* give free access to full papers. Free access to the full text of patents, with a search facility, is available via government web sites. *Organic Syntheses*, the ‘gold standard’ for practical organic chemistry, has totally free online access to full procedures.
3. Exercises are given at the ends of most of the substantive chapters. These are divided into straightforward, revision exercises, such as will be relevant to an undergraduate course in heterocyclic chemistry. More advanced exercises, with solutions given on line at www.wiley.com/go/joule, are designed to help the reader to develop understanding and apply the principles of heterocyclic reactivity. References have not been given for the exercises, though all are real examples culled from the literature.
4. We largely avoid the use of ‘R’ and ‘Ar’ for substituents in the structures in schemes, and instead give actual examples. We believe this makes the chemistry easier to assimilate, especially for the undergraduate reader. It also avoids implying a generality that may not be justified.
5. Structures and numbering for heterocyclic systems are given at the beginnings of chapters. Where the commonly used name differs from that used in *Chemical Abstracts*, the name given in square brackets is the official *Chemical Abstracts* name, thus: indole [*1H*-indole]. We believe that the systematic naming of heterocyclic substances is of importance, not least for use in computerised databases, but it serves little purpose in teaching or for the understanding of the subject and, accordingly, we have devoted only a little space to nomenclature. The reader is referred to an exposition on this topic¹ and also to the Ring Index of *Chemical Abstracts* in combination with the Chemical Substances Index, from whence both standardised name and numbering can be obtained for all known systems. Readers with access to electronic search facilities such as *SciFinder* and *Crossfire* can easily find the various names for substances via a search on a drawn structure.
6. There are several general reference works concerned with heterocyclic chemistry, which have been gathered together as a set at the end of this chapter, and to which the reader’s attention is drawn. In order to save space, these vital sources are not repeated in particular chapters, however all the topics covered in this book are covered in them, and recourse to these sources should form the early basis of any literature search.

7. The literature of heterocyclic chemistry is so vast that the series of nine listings – ‘The Literature of Heterocyclic Chemistry’, Parts I–IX² – is of considerable value at the start of a literature search. These listings appear in *Advances in Heterocyclic Chemistry*,³ itself a prime source for key reviews on heterocyclic topics; the journal, *Heterocycles*, also carries many useful reviews specifically in the heterocyclic area. *Progress in Heterocyclic Chemistry*⁴ published by the International Society of Heterocyclic Chemistry⁵ also carries reviews, and monitors developments in heterocyclic chemistry over a calendar year. Essential at the beginning of a literature search is a consultation with the appropriate chapter(s) of *Comprehensive Heterocyclic Chemistry*, the original^{6a} and its two updates,^{6b,6c} or, for a useful introduction and overview, the handbook⁷ to the series. It is important to realize that particular topics in the three parts of *Comprehensive Heterocyclic Chemistry* must be read together – the later parts update, but do not repeat, the earlier material. Finally, the *Science of Synthesis* series, published over the period 2000–2008, contains authoritative discussions of information organized in a hierarchical system.⁸ Volumes 9–17 discuss aromatic heterocycles.
8. There are three comprehensive compilations of heterocyclic facts: the early series⁹ edited by Elderfield, discusses pioneering work. The still-continuing and still-growing series of monographs¹⁰ dealing with particular heterocyclic systems, edited originally by Arnold Weissberger, and latterly by Edward C. Taylor and Peter Wipf, is a vital source of information and reviews for all those working with heterocyclic compounds. Finally, the heterocyclic volumes of *Rodd’s Chemistry of Carbon Compounds*¹¹ contain a wealth of well-sifted information and data.

P.1 Hazards

This book is designed, in large part, for the working chemist. All chemistry is hazardous to some degree and the reactions described in this book should only be carried out by persons with an appropriate degree of skill, and after consulting the original papers and carrying out a proper risk assessment. Some major hazards are highlighted (*Explosive*: general discussion (5.4), sodium azide (29.1.1.5.3), tetrazoles: diazonium salts and others (29.1.1.3), perchlorates (5.4; 11 (introductory paragraph)), tosyl azide (5.4). *Toxicity*: general (31.6.1), fluoroacetate (31.1.1.4), chloromethylation (e.g. 14.9.2.1)),¹² but this should not be taken to mean that every possible hazard is specifically pointed out. Certain topics are included only as information and are not suitable for general chemistry laboratories – this applies particularly to explosive compounds.

P.2 How to Use This Textbook

As indicated above, by comparison with earlier editions, this fifth edition of *Heterocyclic Chemistry* contains more material, including more that is appropriate to study at a higher level, than that generally taught in a first degree course. Nevertheless we believe that undergraduates will find the book of value and offer the following modus operandi as a means for undergraduate use of this text.

The undergraduate student should first read Chapter 2, which will provide a structural basis for the chemistry that follows. We suggest that the material dealt with in Chapters 3 and 4 be left for study at later stages, and that the undergraduate student proceed next to those chapters (7, 10, 13, 15, 19 and 23) that explain heterocyclic principles in the simplest terms and which should be easily understandable by students who have a good grounding in elementary reaction chemistry, especially aromatic chemistry.

The student could then proceed to the main chapters, dealing with ‘Reactions and Synthesis of...’ in which will be found full discussions of the chemistry of particular systems – pyridines, quinolines, etc. These utilise many cross references that seek to capitalise on that important didactical strategy – comparison and analogy with reactivity already learnt and understood.

Chapters 3, 4 and 6 are advanced essays on heterocyclic chemistry. Sections can be sampled as required – ‘Electrophilic Substitution’ could be read at the point at which the student was studying electrophilic substitutions of, say, thiophene – or Chapter 3 can be read as a whole. We have devoted considerable space

in Chapter 3 to discussions of radical substitution, and Chapter 4, because of their great significance, is devoted entirely to metallation and the use of organometallic reagents, and to transition metal-catalysed reactions. These topics have grown enormously in importance since the earlier editions, and are of great relevance to heterocyclic chemistry.

Acknowledgements

We thank Richard Davies, Sarah Hall and Gemma Valler and their colleagues at Wiley, and earlier Paul Sayer at Blackwell, for their patience and support during the preparation of this fifth edition. We acknowledge many significant comments and corrections by Rob Young and Paul Beswick, and thank Mercedes Álvarez, Peter Quayle, Andrew Regan and Ian Watt for their views on the use of colour in schemes. We are greatly indebted to Jo Tyszka for her meticulous and constructive copy-editing. JAJ thanks his wife Stacy for her encouragement and patience during the writing of *Heterocyclic Chemistry*, Fifth Edition.

References

- ¹ 'The nomenclature of heterocycles', McNaught, A. D., *Adv. Heterocycl. Chem.*, **1976**, 20, 175.
- ² Katritzky, A. R. and Weeds, S. M., *Adv. Heterocycl. Chem.*, **1966**, 7, 225; Katritzky, A. R. and Jones, P. M., *ibid.*, **1979**, 25, 303; Belen'kii, L. I., *ibid.*, **1988**, 44, 269; Belen'kii, L. I. and Kruchkovskaya, N. D., *ibid.*, **1992**, 55, 31; *idem*, *ibid.*, **1998**, 71, 291; Belen'kii, L. I., Kruchkovskaya, N. D., and Gramenitskaya, V. N., *ibid.*, **1999**, 73, 295; *idem*, *ibid.*, **2001**, 79, 201; Belen'kii, L. I. and Gramenitskaya, V. N., *ibid.*, **2005**, 88, 231; Belen'kii, L. I., Gramenitskaya, V. N., and Evdokimenkova, Yu. B., *ibid.*, **2004**, 92, 146.
- ³ *Adv. Heterocycl. Chem.*, **1963–2007**, 1–94.
- ⁴ *Progr. Heterocycl. Chem.*, **1989–2009**, 1–21.
- ⁵ <http://euch6f.chem.emory.edu/ishc.html> and the related Royal Society of Chemistry site: <http://www.rsc.org/lap/rsccom/dab/perk003.htm>
- ⁶ (a) 'Comprehensive heterocyclic chemistry. The structure, reactions, synthesis, and uses of heterocyclic compounds', Eds. Katritzky, A. R. and Rees, C. W., Vols 1–8, Pergamon Press, Oxford, **1984**; (b) 'Comprehensive heterocyclic chemistry II. A review of the literature 1982–1995', Ed. Katritzky, A. R., Rees, C. W., and Scriven, E. F. V., Vols 1–11, Pergamon Press, **1996**; (c) 'Comprehensive heterocyclic chemistry III. A review of the literature 1995–2007', Eds. Katritzky, A. R., Ramsden, C. A., and Scriven, E. F. V., and Taylor, R. J. K., Vols 1–15, Elsevier, **2008**.
- ⁷ 'Handbook of heterocyclic chemistry, 2nd edition 2000', Katritzky, A. R. and Pozharskii, A. F., Pergamon Press, Oxford, **2000**; 'Handbook of heterocyclic chemistry. Third edition 2010', Katritzky, A. R., Ramsden, C. A., Joule, J. A., and Zhdankin, V. V., Elsevier, **2010**.
- ⁸ 'Science of Synthesis', Vols. 9–17, 'Hetarenes', Thieme, **2000–2008**.
- ⁹ 'Heterocyclic compounds', Ed. Elderfield, R. C., Vols. 1–9, Wiley, **1950–1967**.
- ¹⁰ 'The chemistry of heterocyclic compounds', Series Eds. Weissberger, A., Wipf, P., and Taylor, E. C., Vols. 1–64, Wiley-Interscience, **1950–2005**.
- ¹¹ 'Rodd's chemistry of carbon compounds', Eds., Coffey, S. then Ansell, M. F., Vols IV_A–IV_L, and Supplements, **1973–1994**, Elsevier, Amsterdam.
- ¹² United States Department of Labor, Occupational Safety & Health Administration Reports: Chloromethyl Methyl Ether (CMME) and Bis-Chloromethyl Ether (BCME); see also: Berliner, M. and Belecki, K., *Org. Synth.*, **2007**, 84, 102 (discussion).

Web Site

Power Point slides of all figures from this book, along with the solution to the exercises, can be found at <http://www.wiley.com/go/joul>.

Biography

John Arthur Joule was born in Harrogate, Yorkshire, England, but grew up and attended school in Llandudno, North Wales, going on to study for BSc, MSc, and PhD (1961; with George F. Smith) degrees at The University of Manchester. Following post-doctoral periods in Princeton (Richard K. Hill) and Stanford (Carl Djerassi) he joined the academic staff of The University of Manchester where he served for 41 years, retiring and being appointed Professor Emeritus in 2004. Sabbatical periods were spent at the University of Ibadan, Nigeria, Johns Hopkins Medical School, Department of Pharmacology and Experimental Therapeutics, and the University of Maryland, Baltimore County. He was William Evans Visiting Fellow at Otago University, New Zealand.

Dr. Joule has taught many courses on heterocyclic chemistry to industry and academe in the UK and elsewhere. He is currently Associate Editor for *Tetrahedron Letters*, Scientific Editor for *Arkivoc*, and Co-Editor of the annual *Progress in Heterocyclic Chemistry*.

Keith Mills was born in Barnsley, Yorkshire, England and attended Barnsley Grammar School, going on to study for BSc, MSc and PhD (1971; with John Joule) degrees at The University of Manchester.

Following post-doctoral periods at Columbia (Gilbert Stork) and Imperial College (Derek Barton/ Philip Magnus), he joined Allen and Hanburys (part of the Glaxo Group) at Ware and later Stevenage (finally as part of GSK), working in Medicinal Chemistry and Development Chemistry departments for a total of 25 years. During this time he spent a secondment at Glaxo, Verona. Since leaving GSK he has been an independent consultant to small pharmaceutical companies.

Dr. Mills has worked in several areas of medicine and many areas of organic chemistry, but with particular emphasis on heterocyclic chemistry and the applications of transition metal-catalysed reactions.

Heterocyclic Chemistry was first published in 1972, written by George Smith and John Joule, followed by a second edition in 1978. The third edition (Joule, Mills and Smith) was written in 1995 and, after the death of George Smith, a fourth edition (Joule and Mills) appeared in 2000; these authors also published *Heterocyclic Chemistry at a Glance* in 2007.

Definitions of Abbreviations

acac = acetylacetonato [MeCOCHCOMe⁻]
adoc = adamantanyloxycarbonyl
Aliquat® = tricaprilmethylammonium chloride [MeN(C₈H₁₇)₃Cl]
p-An = *para*-anisyl [4-MeOC₆H₄]
aq. = aqueous
atm = atmosphere
9-BBN = 9-borabicyclo[3.3.1]nonane [C₈H₁₅B]
BINAP = 2,2'-bis(diphenylphosphino)-1,1'-binaphthalene [C₄₄H₃₂P₂]
BINOL = 1,1'-bi(2-naphthol) [C₂₀H₁₄O₂]
Bn = benzyl [PhCH₂]
Boc = *tertiary*-butoxycarbonyl [Me₃COC=O]
BOM = benzyloxymethyl [PhCH₂OCH₂]
BOP = (benzotriazol-1-yloxy)tris(dimethylamino)phosphonium hexafluorophosphate
BSA = *N,O*-bis(trimethylsilyl)acetamide [MeC(OSiMe₃)=NSiMe₃]
Bt = benzotriazol-1-yl [C₆H₄N₃]
i-Bu = *iso*-butyl [Me₂CHCH₂]
n-Bu = *normal*-butyl [Me(CH₂)₃]
s-Bu = *secondary*-butyl [MeCH₂C(Me)H]
t-Bu = *tertiary*-butyl [Me₃C]
Bus = *tertiary*-butylsulfonyl [Me₃CSO₂]
c. = concentrated
c = *cyclo* as in *c*-C₅H₉ = cyclopentyl [C₅H₉]
CAN = cerium(IV) ammonium nitrate [Ce(NH₄)₂(NO₃)₆]
Cbz = benzyloxycarbonyl (PhCH₂OC=O)
CDI = 1,1'-carbonyldiimidazole [(C₃H₃N₂)₂C=O]
Chloramine T = *N*-chloro-4-methylbenzenesulfonamide sodium salt [TsN(Cl)Na]
cod = cycloocta-1,5-diene [C₈H₁₂]
coe = cyclooctene [C₈H₁₄]
cp = cyclopentadienyl anion [*c*-C₅H₅⁻]
cp* = pentamethylcyclopentadienyl anion [Me₅-*c*-C₅]
m-CPBA = *meta*-chloroperbenzoic acid [3-ClC₆H₄CO₃H]
CSA = camphorsulfonic acid
CuTC = thiophene-2-carboxylic acid copper(I) salt [C₅H₃CuO₂S]
Cy = cyclohexyl [C₆H₁₁]
DABCO = 1,4-diazabicyclo[2.2.2]octane [C₆H₁₂N₂]
dba = *trans,trans*-dibenzylideneacetone [PhCH=CHCOCH=CHPh]
DBU = 1,8-diazabicyclo[5.4.0]undec-7-ene [C₉H₁₆N₂]
DCC = *N,N'*-dicyclohexylcarbodiimide [*c*-C₆H₁₁N=C=N-*c*-C₆H₁₁]
DCE = 1,2-dichloroethane [Cl(CH₂)₂Cl]
DDQ = 2,3-dichloro-5,6-dicyano-1,4-benzoquinone [C₈Cl₂N₂O₂]
de = diastereomeric excess

DEAD = diethyl azodicarboxylate [EtO₂CN=NCO₂Et]
 DIAD = diisopropyl azodicarboxylate [*i*-PrO₂CN=NCO₂*i*-Pr]
 DIBALH = diisobutylaluminium hydride [(Me₂CHCH₂)₂AlH]
 DMA = *N,N*-dimethylacetamide [MeCONMe₂]
 DMAP = 4-dimethylaminopyridine [C₇H₁₀N₂]
 DME = 1,2-dimethoxyethane [MeO(CH₂)₂OMe]
 DMF = *N,N*-dimethylformamide [Me₂NCH=O]
 DMFDMA = dimethylformamide dimethyl acetal [Me₂NCH(OMe)₂]
 DMSO = dimethylsulfoxide [Me₂S=O]
 DoM = directed *ortho*-metallation
 DPPA = diphenylphosphoryl azide [(PhO)₂P(O)N₃]
 dpbb = 1,4-bis(diphenylphosphino)butane [Ph₂P(CH₂)₄PPh₂]
 dpfp = 1,1'-bis(diphenylphosphino)ferrocene [C₃₄H₂₈FeP₂]
 dppp = 1,3-bis(diphenylphosphino)propane [Ph₂P(CH₂)₃PPh₂]
 EDTA = ethylenediaminetetracetic acid [(HO₂CCH₂)₂N(CH₂)₂N(CH₂CO₂H)₂]
 ee = enantiomeric excess
 E1⁺ = general electrophile
 eq = equivalent(s)
 ESR = electron spin resonance
 Et = ethyl [CH₃CH₂]
 f. = fuming
 Fur = furyl as in 2-Fur = 2-furyl (furan-2-yl) [C₄H₃O]
 FVP = flash vacuum pyrolysis
 Het = general designation for an aromatic heterocyclic nucleus
 HMDS = 1,1,1,3,3,3-hexamethyldisilazane [Me₃SiNHSiMe₃]
 hplc = high pressure liquid chromatography
 HOMO = highest occupied molecular orbital
 hv = ultraviolet or visible irradiation
 hy = high yield
 Kryptofix 2.2.2 = 4,7,13,16,21,24-hexaoxa-1,10-diazabicyclo[8.8.8]hexacosane [C₁₈H₃₆N₂O₆]
 LDA = lithium diisopropylamide [LiN*i*-Pr₂]
 LiTMP = lithium 2,2,6,6-tetramethylpiperidide [LiN(CMe₂(CH₂)₃CMe₂)]
 liq. = liquid
 LR = Lawesson's reagent [C₁₄H₁₄O₂P₂S₄]
 LUMO = lowest unoccupied molecular orbital
 Me = methyl [CH₃]
 MOM = methoxymethyl [CH₃OCH₂O]
 mp = melting point
 MS = molecular sieves
 MTBD = 1,3,4,6,7,8-hexahydro-1-methyl-2*H*-pyrimido[1,2-*a*]pyridine [C₈H₁₅N₃]
 Ms = mesyl (methanesulfonyl) [MeSO₂]
 MSH = *O*-(mesitylenesulfonyl)hydroxylamine [H₂NOSO₂C₆H₂-2,4,6-Me₃]
 MW = reaction heated by microwave irradiation
 NBS = *N*-bromosuccinimide [C₄H₄BrNO₂]
 NDA = sodium diisopropylamide [NaN*i*-Pr₂]
 NIS = *N*-iodosuccinimide [C₄H₄INO₂]
 NMP = *N*-methylpyrrolidone [C₄H₉NO]
 NPE = 2-(4-nitrophenyl)ethyl [4-O₂NC₆H₄CH₂CH₂]

Nu⁻ = general nucleophile
n-Oct = *normal*-octyl [Me(CH₂)₇]
 OXONE® = potassium peroxymonosulfate [2KHSO₅·KHSO₄·K₂SO₄]
 Ph = phenyl [C₆H₅]
 PhH = benzene [C₆H₆]
 Phosphorus oxychloride (phosphoryl chloride) = POCl₃
 Phth = phthaloyl [1,2-COC₆H₄CO]
 PIFA = phenyliodine(III) bis(trifluoroacetate) [PhI(OCOCF₃)₂]
 PMB = *para*-methoxybenzyl [4-MeOC₆H₄CH₂]
 PMP = 1,2,2,6,6-pentamethylpiperidine [C₁₀H₂₁N]
 Ⓟ = pyrophosphate [OP(=O)(OH)OP(=O)OH]
 PPA = polyphosphoric acid
i-Pr = *iso*-propyl [Me₂CH]
n-Pr = *normal*-propyl [CH₃CH₂CH₂]
 proton sponge = 1,8-bis(dimethylamino)naphthalene [C₁₄H₁₈N₂]
 PSSA = polystyrenesulfonic acid
 py = pyridine, usually as a solvent
 Py = pyridyl, as in 2-Py = 2-pyridinyl (pyridin-2-yl), 3-Py, 4-Py [C₅H₄N]
 Pybox = 2,6-bis[(4*S*,5*S*)-4,5-diphenyl-2-oxazolin-2-yl]pyridine [C₃₅H₂₇N₃O₂]
 R_f = general designation of perfluoroalkyl [C_nF_{2n+1}]
 R_F = R_f(CH₂)_n
 rp = room (atmospheric) pressure
 rt = room temperature
 salcomine = *N,N'*-bis(salicylidene)ethylenediaminocobalt(II) [C₁₆H₁₄N₂O₂Co]
 SDS = sodium dodecylsulfate [C₁₂H₂₅SO₃Na]
 SEM = trimethylsilylethoxymethyl [Me₃Si(CH₂)₂OCH₂]
 SES = 2-(trimethylsilyl)ethanesulfonyl [Me₃Si(CH₂)₂SO₂]
 SET = single electron transfer
 SOMO = singly occupied molecular orbital
 TASF = tris(dimethylamino)sulfur (trimethylsilyl)difluoride [(Me₂N)₃S(Me₃SiF₂)]
 TBAF = tetra-*normal*-butylammonium fluoride [*n*-Bu₄N⁺ F⁻]
 TBAS = tetra-*normal*-butylammonium hydrogen sulfate [*n*-Bu₄N⁺ HSO₄⁻]
 TBDMS = *tertiary*-butyldimethylsilyl [Me₃C(Me)₂Si]
 TBTA = tris[(1-benzyl-1*H*-1,2,3-triazol-4-yl)methyl]amine
 TfO⁻ = triflate [CF₃SO₃⁻]
 tfp = trifuran-2-ylphosphine [P(C₄H₃O)₃]
 THF = tetrahydrofuran (2,3,4,5-tetrahydrofuran) [C₄H₈O]
 THP = tetrahydropyran-2-yl [C₅H₉O]
 TIPS = tri-*iso*-propylsilyl [*i*-Pr₃Si]
 TMEDA = *N,N,N',N'*-tetramethylethylenediamine [Me₂N(CH₂)₂NMe₂]
 TMP = 2,2,6,6-tetramethylpiperidine [C₉H₁₉N]
 TMS = trimethylsilyl [Me₃Si]
 TMSOTf = trimethylsilyl triflate [Me₃SiOSO₂CF₃]
 TolH = toluene [C₆H₅CH₃]
p-Tol = *para*-tolyl [4-MeC₆H₄]
o-Tol = *ortho*-tolyl [2-MeC₆H₄]
 TosMIC = tosylmethyl isocyanide [4-MeC₆H₄SO₂CH₂NC]
 triflate = trifluoromethanesulfonate [CF₃SO₃⁻]

xxviii *Definitions of Abbreviations*

Ts = tosyl [4-MeC₆H₄SO₂]

ⓄR = β-D-2-deoxyribofuranosyl

Ⓡ = β-D-ribofuranosyl

Ⓢ = a sugar, usually a derivative of ribose or deoxyribose, attached to heterocyclic nitrogen, in which the substituents have not altered during the reaction shown.

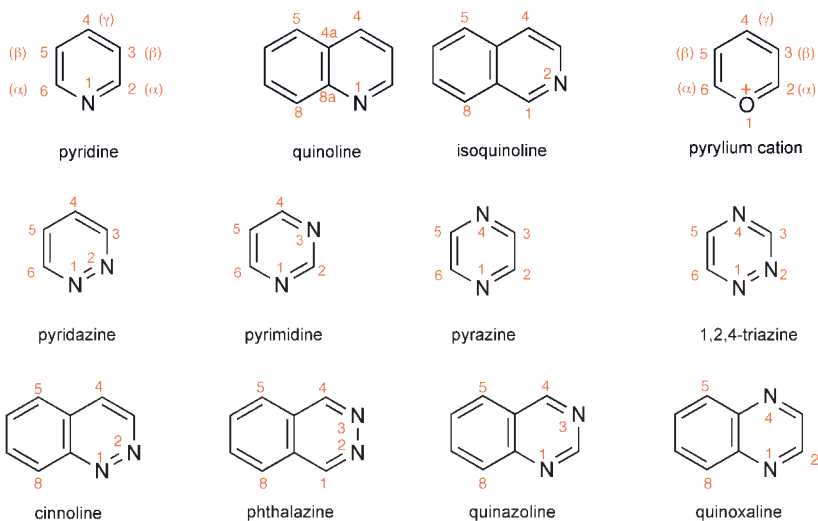
»)) = sonication

1

Heterocyclic Nomenclature

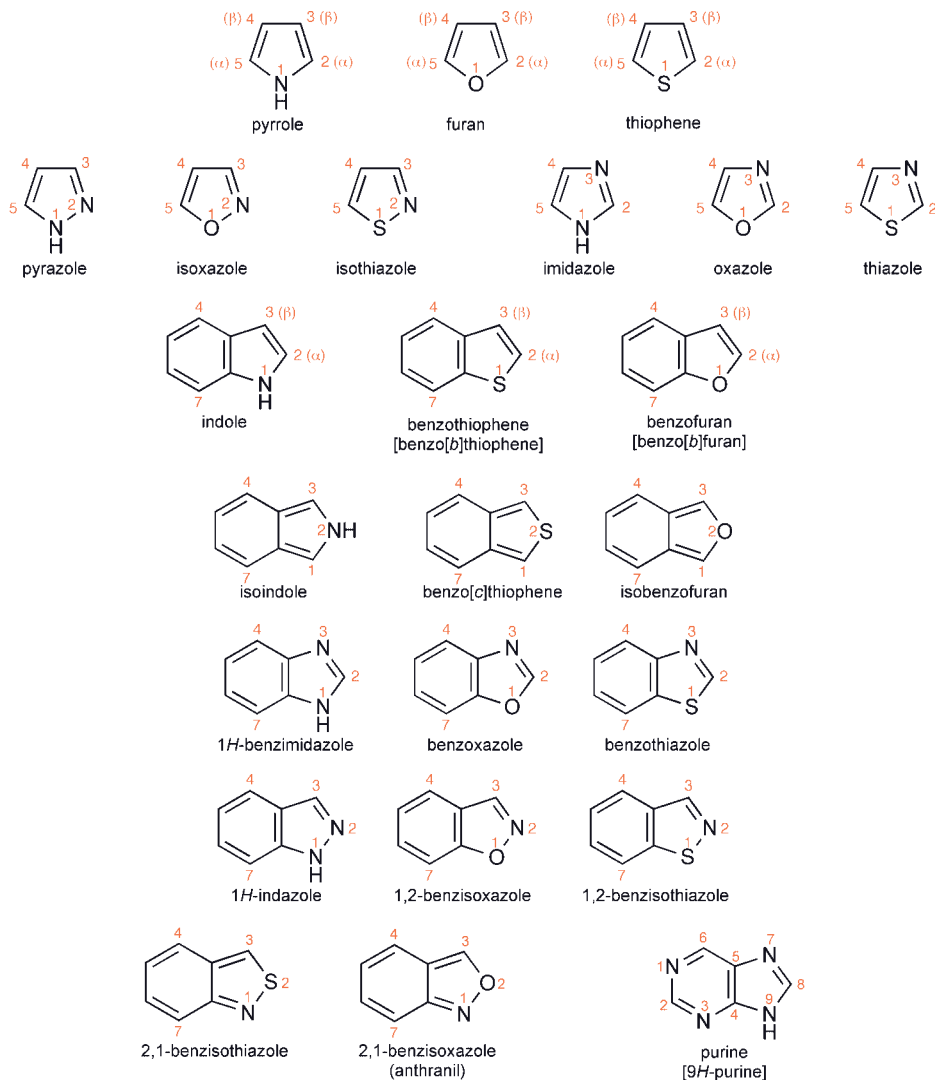
A selection of the structures, names and standard numbering of the more common heteroaromatic systems and some common non-aromatic heterocycles are given here as a necessary prelude to the discussions which follow in subsequent chapters. The aromatic heterocycles have been grouped into those with six-membered rings and those with five-membered rings. The names of six-membered aromatic heterocycles that contain nitrogen generally end in 'ine', though note that 'purine' is the name for a very important bicyclic system which has both a six- and a five-membered nitrogen-containing heterocycle. Five-membered heterocycles containing nitrogen general end with 'ole'. Note the use of italic '*H*' in a name such as '*9H*-purine' to designate the location of an *N*-hydrogen in a system in which, by tautomerism, the hydrogen could reside on another nitrogen (e.g. N-7 in the case of purine). Names such as 'pyridine', 'pyrrole', 'thiophene', originally trivial, are now the standard, systematic names for these heterocycles; names such as '1,2,4-triazine' for a six-membered ring with three nitrogens located as indicated by the numbers, are more logically systematic.

A device that is useful, especially in discussions of reactivity, is the designation of positions as ' α ', ' β ', or ' γ '. For example, the 2- and the 6-positions in pyridine are equivalent in reactivity terms, so to make discussion of such reactivity clearer, each of these positions is referred to as an ' α -position'. Comparable use of α and β is made in describing reactivity in five-membered systems. These useful designations are shown on some of the structures. Note that carbons at angular positions do not have a separate number, but are designated using the number of the preceding atom followed by 'a' – as illustrated (only) for quinoline. For historical reasons purine does not follow this rule.



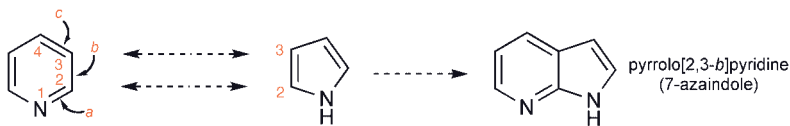
Six-membered aromatic heterocycles

2 Heterocyclic Chemistry

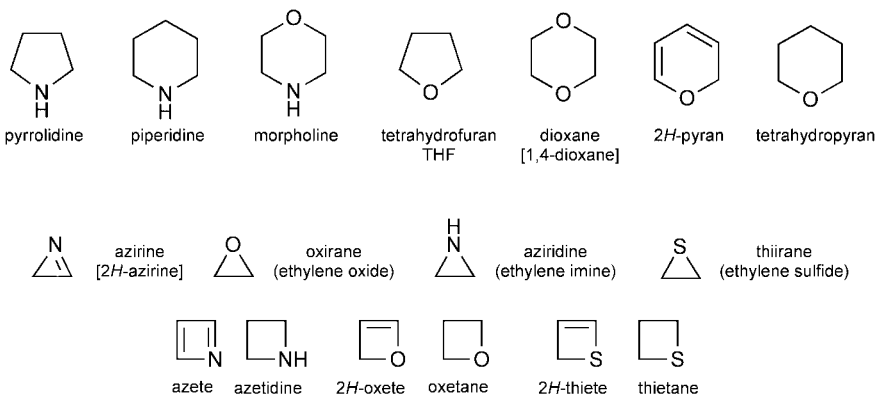


Five-membered aromatic heterocycles

A detailed discussion of the systematic rules for naming polycyclic systems in which several aromatic or heteroaromatic rings are fused together is beyond the scope of this book, however, a simple example will serve to illustrate the principle. In the name ‘pyrrolo[2,3-*b*]pyridine’, the numbers signify the positions of the first-named heterocycle, numbered as if it were a separate entity, which are the points of ring fusion; the italic letter, ‘*b*’ in this case, designates the *side* of the second-named heterocycle to which the other ring is fused, the lettering deriving from the numbering of that heterocycle as a separate entity, i.e. side *a* is between atoms 1 and 2, side *b* is between atoms 2 and 3, etc. Actually, this particular heterocycle is more often referred to as ‘7-azaindole’ – note the use of the prefix ‘aza’ to denote the replacement of a ring carbon by nitrogen, i.e. of C-7-H of indole by N.



The main thrust of this book concerns the aromatic heterocycles, exemplified above, however Chapter 30 explores briefly the chemistry of saturated or partially unsaturated systems, including three- and four-membered heterocycles.



Non-aromatic heterocycles

2

Structures and Spectroscopic Properties of Aromatic Heterocycles

This chapter describes the structures of aromatic heterocycles and gives a brief summary of some physical properties.¹ The treatment we use is the valence-bond description, which we believe is appropriate for the understanding of all heterocyclic reactivity, perhaps save some very subtle effects, and is certainly sufficient for a general textbook on the subject. The more fundamental, molecular-orbital description of aromatic systems is less relevant to the day-to-day interpretation of heterocyclic reactivity, though it is necessary in some cases to utilise frontier orbital considerations,² however such situations do not fall within the scope of this book.

2.1 Carbocyclic Aromatic Systems

2.1.1 Structures of Benzene and Naphthalene

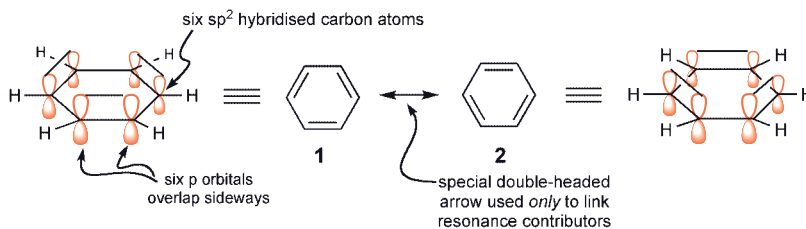
The concept of aromaticity as represented by benzene is a familiar and relatively simple one. The difference between benzene on the one hand and alkenes on the other is well known: the latter react with electrophiles, such as bromine, easily by addition, whereas benzene reacts only under much more forcing conditions and then typically by substitution. The difference is due to the cyclic arrangement of six π -electrons in benzene: this forms a conjugated molecular-orbital system which is thermodynamically much more stable than a corresponding non-cyclically conjugated system. The additional stabilisation results in a diminished tendency to react by addition and a greater tendency to react by substitution for, in the latter manner, survival of the original cyclic conjugated system of electrons is ensured in the product. A general rule proposed by Hückel in 1931 states that aromaticity is observed in cyclically conjugated systems of $4n + 2$ electrons, that is with 2, 6, 10, 14, etc., π -electrons; by far the majority of monocyclic aromatic and heteroaromatic systems are those with six π -electrons.

In this book we use the pictorial valence-bond resonance description of structure and reactivity. Even though this treatment is not rigorous, it is still the standard means for the understanding and learning of organic chemistry, which can at a more advanced level give way to the more complex, and mathematical, quantum-mechanical approach. We begin by recalling the structure of benzene in these terms.

In benzene, the geometry of the ring, with angles of 120° , precisely fits the geometry of a planar trigonally hybridised carbon atom, and allows the assembly of a σ -skeleton of six sp^2 hybridised carbon atoms in a strainless planar ring. Each carbon then has one extra electron which occupies an atomic p orbital orthogonal to the plane of the ring. The p orbitals interact to generate π -molecular orbitals associated with the aromatic system.

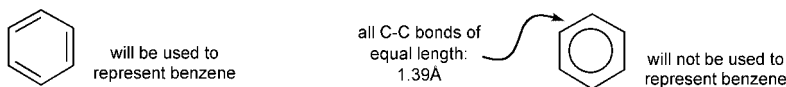
Benzene is described as a 'resonance hybrid' of the two extreme forms which correspond, in terms of orbital interactions, to the two possible spin-coupled pairings of adjacent p electrons: structures **1** and **2**. These are known as 'resonance contributors', or 'mesomeric structures', have no existence in their own right, but serve to illustrate two extremes which contribute to the 'real' structure of benzene. Note the standard use of a double-headed arrow to inter-relate resonance contributors. Such arrows must never be confused with the use of opposing straight 'fish-hook' arrows that are used to designate an equilibrium

between two species. Resonance contributors have no separate existence; they are not in equilibrium one with the other.

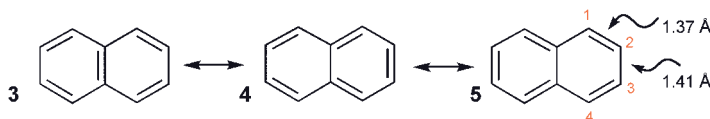


Structure of benzene; resonance contributors (mesomeric structures)

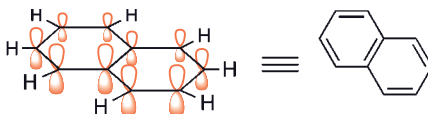
Sometimes, benzenoid compounds (and also, occasionally six- and five-membered heterocyclic systems) are represented using a circle inside a hexagon (pentagon); although this emphasises their delocalised nature and the close similarity of the ring bond lengths (all exactly identical only in benzene itself), it is not helpful in interpreting reactions, or in writing 'mechanisms', and we do not use this method in this book.



Treating naphthalene comparably reveals three resonance contributors, **3**, **4** and **5**. The valence-bond treatment predicts quite well the non-equivalence of the bond lengths in naphthalene: in two of the three contributing structures, C-1–C-2 is double and in one it is single, whereas C-2–C-3 is single in two and double in one. Statistically, then, the former may be looked on as 0.67 of a double bond and the latter as 0.33 of a double bond: the measured bond lengths confirm that there indeed is this degree of bond fixation, with values closely consistent with statistical prediction.



Structure of naphthalene; resonance contributors (mesomeric structures)



2.1.2 Aromatic Resonance Energy³

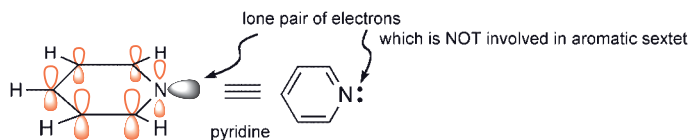
The difference between the ground-state energy of benzene and that of hypothetical, non-aromatic, 1,3,5-cyclohexatriene corresponds to the degree of stabilisation conferred to benzene by the special cyclical interaction of the six π -electrons. This difference is known as aromatic resonance energy. Quantification depends on the assumptions made in estimating the energy of the 'non-aromatic' structure, and for this reason and others, a variety of values have been calculated for the various heteroaromatic systems; their absolute values are less important than their relative values. What one can say with certainty is that the resonance energy of bicyclic aromatic compounds, like naphthalene, is considerably less than twice that of the corresponding monocyclic system, implying a smaller loss of stabilisation energy on conversion to a reaction intermediate which still retains a complete benzene ring, for example during electrophilic substitu-

tion (see 3.2). The resonance energy of pyridine is of the same order as that of benzene; that of thiophene is lower, with pyrrole and lastly furan of lower stabilisation energy still. Actual values for the stabilisations of these systems vary according to assumptions made, but are in the same relative order (kJ mol^{-1}): benzene (150), pyridine (117), thiophene (122), pyrrole, (90), and furan (68).

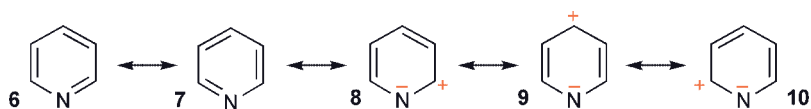
2.2 Structure of Six-Membered Heteroaromatic Systems

2.2.1 Structure of Pyridine

The structure of pyridine is completely analogous to that of benzene, being related by replacement of CH by N. The key differences are: (i) the departure from perfectly regular hexagonal geometry caused by the presence of the heteroatom, in particular the shorter carbon–nitrogen bonds, (ii) the replacement of a hydrogen in the plane of the ring with an unshared electron pair, likewise in the plane of the ring, located in an sp^2 hybrid orbital and not at all involved in the aromatic π -electron sextet; it is this nitrogen lone pair which is responsible for the basic properties of pyridines, and (iii) a strong permanent dipole, traceable to the greater electronegativity of nitrogen compared with carbon.

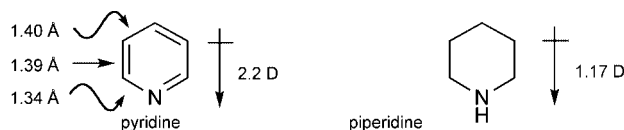


It is important to realise that the electronegative nitrogen causes inductive polarisation, mainly in the σ -bond framework, and additionally stabilises those polarised mesomeric contributors in which nitrogen is negatively charged – **8**, **9**, and **10** – which, together with contributors **6** and **7**, which are strictly analogous to the Kekulé contributors to benzene, represent pyridine. The polarised contributors also imply a permanent polarisation of the π -electron system.



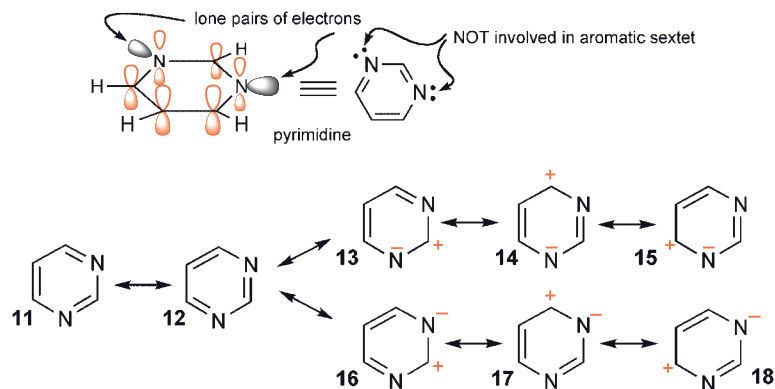
Structure of pyridine; resonance contributors (mesomeric structures)

The polarisations resulting from inductive and mesomeric effects are in the same direction in pyridine, resulting in a permanent dipole towards the nitrogen atom. This also means that there are fractional positive charges on the carbons of the ring, located mainly on the α - and γ -positions. It is because of this general electron-deficiency at carbon that pyridine and similar heterocycles are referred to as ‘electron-poor’, or sometimes ‘ π -deficient’. A comparison with the dipole moment of piperidine, which is due wholly to the induced polarisation of the σ -skeleton, gives an idea of the additional polarisation associated with distortion of the π -electron system.



2.2.2 Structure of Diazines

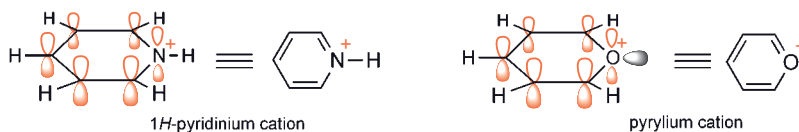
The structures of the diazines (six-membered systems with two nitrogen atoms in the ring) are analogous, but now there are two nitrogen atoms and a corresponding two lone pairs; as an illustration, the main contributors (**11–18**) to pyrimidine are shown below.



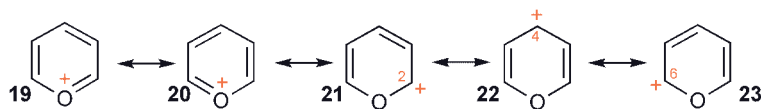
Structure of pyrimidine; resonance contributors (mesomeric structures)

2.2.3 Structure of Pyridinium and Related Cations

Electrophilic addition to the pyridine nitrogen generates pyridinium ions, the simplest being 1*H*-pyridinium formed by addition of a proton. 1*H*-Pyridinium is actually isoelectronic with benzene, the only difference being the nuclear charge of nitrogen, which makes the system, as a whole, positively charged. Thus pyridinium cations are still aromatic, the diagram making clear that the system of six p orbitals required to generate the aromatic molecular orbitals is still present, though the formal positive charge on the nitrogen atom severely distorts the π -system, making the α - and γ -carbons in these cations carry fractional positive charges which are higher than in pyridine, the consequence being increased reactivity towards nucleophiles. Electron density at the pyridinium β -carbons is also reduced relative to these carbons in pyridines.



In the pyrylium cation, the positively charged oxygen also has an unshared electron pair, in an sp^2 orbital in the plane of the ring, exactly as in pyridine. Once again, a set of resonance contributors, **19–23**, makes clear that this ion is strongly positively charged at the 2-, 4- and 6-positions; in fact, because the more electronegative oxygen tolerates positive charge much less well than nitrogen, the pyrylium cation is certainly a less stabilised system than a pyridinium cation.

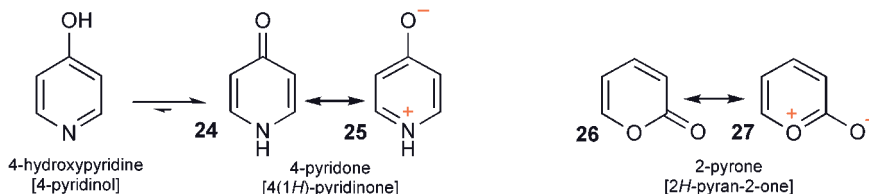


Structure of pyrylium cation; resonance contributors (mesomeric structures)

2.2.4 Structures of Pyridones and Pyrones

Pyridines with an oxygen at either the 2- or 4-position exist predominantly as carbonyl tautomers, which are therefore known as 'pyridones'⁴ (see also 2.5). In the analogous oxygen heterocycles, no alternative tautomer is possible; the systems are known as 'pyrones'. The extent to which such molecules are aromatic has been a subject for considerable speculation and experimentation, and estimates have varied considerably. The degree of aromaticity depends on the contribution that dipolar structures, **25** and **27**, with a 'complete' pyridinium (pyrylium) ring make to the overall structure. Pyrones are less aromatic than pyridones, as can be seen from their tendency to undergo addition reactions (11.2.2.4), and as would be expected

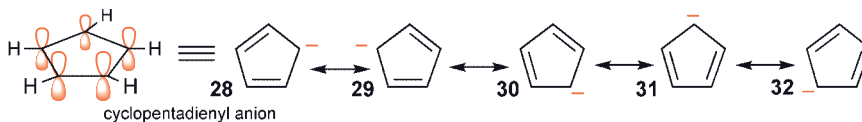
from a consideration of the ‘aromatic’ contributors, **25** and **27**, which have a positively charged ring heteroatom, oxygen being less easily able to accommodate this requirement.



2.3 Structure of Five-Membered Heteroaromatic Systems⁵

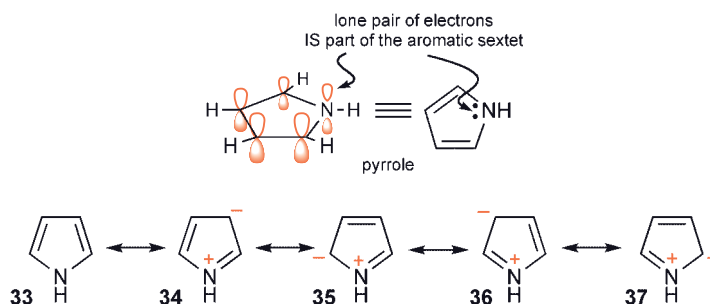
2.3.1 Structure of Pyrrole

Before discussing pyrrole it is necessary to recall the structure of the cyclopentadienyl anion, which is a six π -electron aromatic system produced by the removal of a proton from cyclopentadiene. This system serves to illustrate nicely the difference between aromatic stabilisation and reactivity, for it is a very reactive, fully negatively charged entity, and yet is ‘resonance stabilised’ – everything is relative. Cyclopentadiene, with a pK_a of about 14, is much more acidic than a simple diene, just because the resulting anion is resonance stabilised. Five equivalent contributing structures, **28–32**, show each carbon atom to be equivalent and hence to carry one fifth of the negative charge.



Structure of cyclopentadienyl anion; resonance contributors (mesomeric structures)

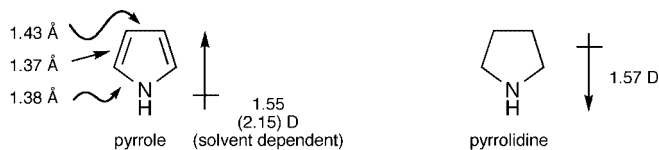
Pyrrole is isoelectronic with the cyclopentadienyl anion, but is electrically neutral because of the higher nuclear charge on nitrogen. The other consequence of the presence of nitrogen in the ring is the loss of radial symmetry, so that pyrrole does not have five equivalent mesomeric forms: it has one with no charge separation, **33**, and two pairs of equivalent forms in which there is charge separation, indicating electron density drift *away* from the nitrogen. These forms do not contribute equally; the order of importance is: **33** > **35,37** > **34,36**.



Structure of pyrrole; resonance contributors (mesomeric structures)

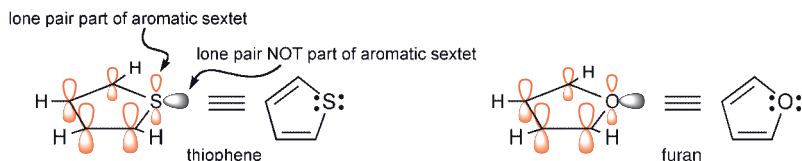
Resonance leads, then, to the establishment of partial negative charges on the carbons and a partial positive charge on the nitrogen. Of course the inductive effect of the nitrogen is, as usual, towards the heteroatom and away from carbon, so that the electronic distribution in pyrrole is a balance of two opposing effects, of which the mesomeric effect is probably the more significant, and this results in a dipole moment directed *away* from the nitrogen. The lengths of the bonds in pyrrole are in accord with this exposition,

thus the 3,4-bond is very much longer than the 2,3-/4,5-bonds, but appreciably shorter than a normal single bond between sp^2 hybridised carbons, in accord with contributions from the polarised structures **34–37**. It is because of this electronic drift away from nitrogen and towards the ring carbons that five-membered heterocycles of the pyrrole type are referred to as ‘electron-rich’, or sometimes ‘ π -excessive’.




It is most important to recognise that the nitrogen lone pair in pyrrole forms part of the aromatic six-electron system.

2.3.2 Structures of Thiophene and Furan



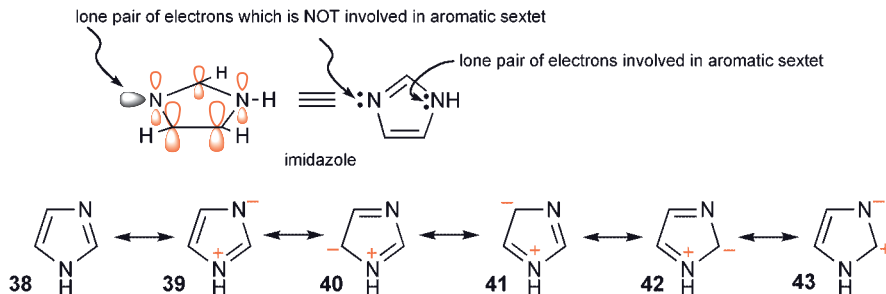
The structures of thiophene and furan are closely analogous to that discussed in detail for pyrrole above, except that the NH is replaced by S and O, respectively. A consequence is that the heteroatom in each has one lone pair as part of the aromatic sextet, as in pyrrole, but also has a second lone pair that is not involved, and is located in an sp^2 hybrid orbital in the plane of the ring. Mesomeric forms exactly analogous to those (above) for pyrrole can be written for each, but the higher electronegativity of both sulfur and oxygen means that the polarised forms, with positive charges on the heteroatoms, make a smaller contribution. The decreased mesomeric electron drift away from the heteroatoms is insufficient, in these two cases, to overcome the inductive polarisation towards the heteroatom (the dipole moments of tetrahydrothiophene and tetrahydrofuran, 1.87 D and 1.68 D, respectively, both towards the heteroatom, are in any case larger than that of pyrrolidine) and the net effect is that the dipoles are directed towards the heteroatoms in thiophene and furan.



The larger bonding radius of sulfur is one of the influences making thiophene more stable (more aromatic) than pyrrole or furan – the bonding angles are larger and angle strain is somewhat relieved, but in addition, a contribution to the stabilisation involving sulfur d-orbital participation may be significant.

2.3.3 Structures of Azoles

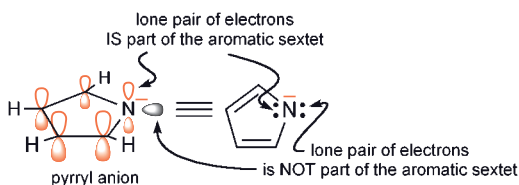
The 1,3- and 1,2-azoles, five-membered rings with two heteroatoms, present a fascinating combination of heteroatom types – in all cases, one heteroatom must be of the five-membered heterocycle (pyrrole, thiophene, furan) type and one of the imine type, as in pyridine; imidazole with two nitrogen atoms illustrates this best. Contributor **39** is a particularly favourable one.



Structure of imidazole; resonance contributors (mesomeric structures)

2.3.4 Structures of Pyrrolyl and Related Anions

Removal of the proton from an azole *N*-hydrogen generates an N-anion, for example the pyrrolyl anion. Such species are still aromatic, but now have a lone pair of electrons at the nitrogen, in an sp^2 hybrid orbital, in the plane of the ring and *not* part of the aromatic sextet.



Even in the simplest example, pyrrole itself, the acidity (pK_a 17.5) is very considerably greater than that of its saturated counterpart, pyrrolidine ($pK_a \sim 44$); similarly the acidity of indole (pK_a 16.2) is much greater than that of aniline (pK_a 30.7). One may rationalise this relatively increased acidity on the grounds that the charge is not localised, and this is illustrated by resonance forms which show the delocalisation of charge around the heterocycle. With the addition of electron-withdrawing substituents, or with the inclusion of extra heteroatoms, especially imine groups, the acidity is enhanced. A nice, though extreme, example is tetrazole, for which the pK_a is 4.8, i.e. of the same order as a carboxylic acid!

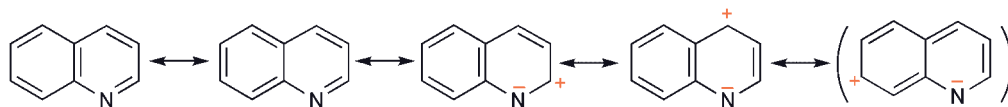


2.4 Structures of Bicyclic Heteroaromatic Compounds

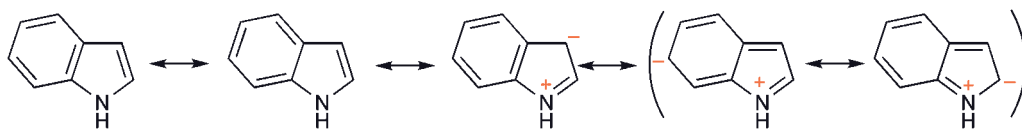
Once the concepts of the structures of benzene, naphthalene, pyridine and pyrrole, as prototypes, have been assimilated, it is straightforward to extrapolate to those systems which combine two (or more) of these types, thus quinoline is like naphthalene, only with one of the rings a pyridine, and indole is like pyrrole, but with a benzene ring attached.



Resonance representations must take account of the pattern established for benzene and the relevant heterocycle. Contributors in which both aromatic rings are disrupted make a very much smaller contribution and are shown in parentheses.



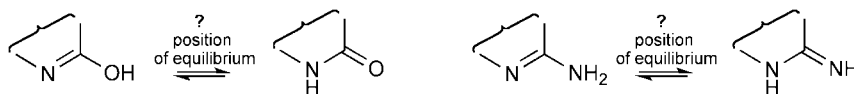
Structure of quinoline; resonance contributors (mesomeric structures)



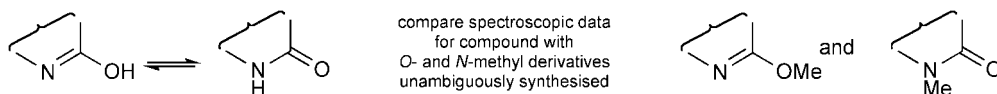
Structure of indole; resonance contributors (mesomeric structures)

2.5 Tautomerism in Heterocyclic Systems^{6,7}

A topic which has attracted a large research effort over the years is the determination of the precise structure of heterocyclic molecules which are potentially tautomeric – the pyridinol/pyridone relationship (2.2.4) is one such situation. In principle, when an oxygen is located on a carbon α or γ to nitrogen, two tautomeric forms can exist; the same is true of amino groups.



Early attempts to use the results of chemical reactions to assess the form of a particular compound were misguided, since these can give entirely the wrong answer: the minor partner in such a tautomeric equilibrium may be the one that is the more reactive, so a major product may be actually derived from the minor component in the tautomeric equilibrium. Most secure evidence on these questions has come from comparisons of spectroscopic data for the compound in question with unambiguous models – often *N*- and *O*-methyl derivatives.



Determination of tautomeric equilibrium positions

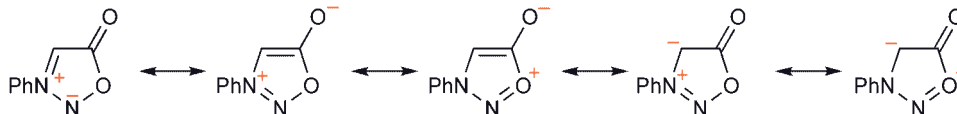
In summary, α and γ oxy-heterocycles generally prefer the carbonyl form; amino-heterocycles nearly always exist as amino tautomers. Sulfur analogues – potentially thiol or thione – tend to exist as thione in six-membered situations, but as thiol in five-membered rings.

The establishment of tautomeric form is perhaps of most importance in connection with the purine and pyrimidine bases which form part of DNA and RNA, and, through H-bonding involving carbonyl oxygen, provide the mechanism for base pairing (cf. 32.4).

2.6 Mesoionic Systems⁸

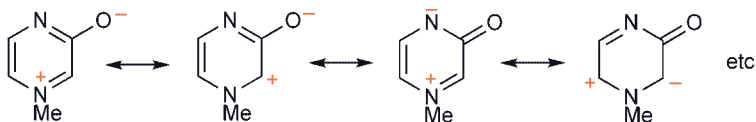
There are a substantial number of heterocyclic substances for which no plausible, unpolarised mesomeric structure can be written: such systems are termed 'mesoionic'. Despite the presence of a nominal positive and negative charge in all resonance contributors to such compounds, they are not salt-like, are of course overall neutral, and behave like 'organic' substances, dissolving in the usual solvents. Examples of mesoionic

structures occur throughout the text. Amongst the earliest mesoionic substances to be studied were the sydnone, for which several contributing structures can be drawn.



Structure of a sydnone; resonance contributors (mesomeric structures)

Mesoionic structures occur amongst six-membered systems too – one example is illustrated below.



Structure of a pyrazinium-3-olate; resonance contributors (mesomeric structures)

If there is any one feature that characterises mesoionic compounds it is that their dipolar structures lead to reactions in which they serve as 1,3-dipoles in cycloadditions.

2.7 Some Spectroscopic Properties of Some Heteroaromatic Systems

The use of spectroscopy is at the heart of chemical research and analysis, but a knowledge of the particular chemical shift of, say, a proton on a pyridine, or the particular UV absorption maximum of, say, an indole, is only of direct relevance to those actually pursuing such research and analysis, and adds nothing to the understanding of heteroaromatic reactivity. Accordingly, we give here only a brief discussion, with relatively little data, of the spectroscopic properties of heterocyclic systems, anticipating that those who may be involved in particular research projects will turn to reviews¹ or the original literature for particular data.

The ultraviolet and infrared spectra of heteroaromatic systems are in accord with their aromatic character. Spectroscopic investigation, particularly ultraviolet/visible (UV/VIS) and nuclear magnetic resonance (NMR) spectroscopies, is particularly useful in the context of assessing the extent of such properties, in determining the position of tautomeric equilibria, and in testing for the existence of non-isolable intermediates.

2.7.1 Ultraviolet/Visible (Electronic) Spectroscopy

The simple unsubstituted heterocyclic systems show a wide range of electronic absorption, from the simple 200 nm band of furan, for example, to the 340 nm maximum shown by pyridazine. As is true for benzenoid compounds, the presence of substituents that can conjugate causes profound changes in electronic absorption, but the many variations possible are outside the scope of this section.

The UV spectra of the monocyclic azines show two bands, each with fine structure: one occurs in the relatively narrow range of 240–260 nm and corresponds to the $\pi \rightarrow \pi^*$ transitions, analogous with the $\pi \rightarrow \pi^*$ transitions in the same region in benzene (see Table 2.1). The other band occurs at longer wavelengths, from 270 nm in pyridine to 340 nm in pyridazine and corresponds to the interaction of the heteroatom lone pair with aromatic π electrons, the $n \rightarrow \pi^*$ transitions, which of course cannot occur in benzene. The absorptions due to $n \rightarrow \pi^*$ transitions are very solvent dependent, as is exemplified in Table 2.1 by the case of pyrimidine. With pyridine, this band is only observed in hexane solution, for in alcoholic solution the shift to shorter wavelengths results in masking by the main $\pi \rightarrow \pi^*$ band. Protonation of the ring nitrogen naturally quenches the $n \rightarrow \pi^*$ band by removing the heteroatom lone pair; protonation also has the effect of considerably increasing the intensity of the $\pi \rightarrow \pi^*$ band, without changing its position significantly, the experimental observation of which has diagnostic utility.

Table 2.1 Ultraviolet spectra of monocyclic azines (fine structure not given)

Heterocycle (solvent)	N \rightarrow π^* λ_{\max} (nm)	ϵ	$\pi \rightarrow \pi^*$ λ_{\max} (nm)	$\pi \rightarrow \pi^*$ λ_{\max} (nm)	ϵ	ϵ
Pyridine (hexane)	270	450	195	251	7500	2000
Pyridine (ethanol)	–	–	–	257	–	2750
Pyridinium (ethanol)	–	–	–	256	–	5300
Pyridazine (hexane)	340	315	–	246	–	1400
Pyrimidine (hexane)	298	326	–	243	–	2030
Pyrazine (hexane)	328	1040	–	260	–	5600
Pyrimidine (water)	271	410	–	243	–	3210
Pyrimidinium (water)	–	–	–	242	–	5500
Pyrylium (90% aq. HClO ₄)	–	–	220	269	1400	8500
Benzene (hexane)	–	–	204	254	7400	200

Table 2.2 Ultraviolet spectra of bicyclic azines (fine structure not given)

Heterocycle	λ_{\max} (nm)	λ_{\max} (nm)	λ_{\max} (nm)	ϵ	ϵ	ϵ
Quinoline	313	270	226	2360	3880	35500
Quinolinium	313	–	233	6350	–	34700
Isoquinoline	317	266	217	3100	4030	37000
Isoquinolinium	331	274	228	4170	1960	37500
Quinolizinium	324	284	225	14500	2700	17000
Naphthalene	312	275	220	250	5600	100000

Table 2.3 Ultraviolet spectra of monocyclic five-membered heterocycles

Heterocycle	λ_{\max} (nm)	λ_{\max} (nm)	ϵ	ϵ
Pyrrole	210	–	5100	–
Furan	200	–	10000	–
Thiophene	235	–	4300	–
Imidazole	206	–	3500	–
Oxazole	205	–	3900	–
Thiazole	235	–	3000	–
Cyclopentadiene	200	239	10000	3400

The bicyclic azines have much more complex electronic absorption, and the $n \rightarrow \pi^*$ and $\pi \rightarrow \pi^*$ bands overlap; being much more intense, the latter mask the former. Broadly, however, the absorptions of the bicyclic azines resemble that of naphthalene (Table 2.2).

The UV spectra of the simple five-membered heteroaromatic systems all show just one medium-to-strong low-wavelength band with no fine structure. Their absorptions have no obvious similarity to that of benzene, and no detectable $n \rightarrow \pi^*$ absorption, not even in the azoles, which contain a pyridine-like nitrogen (Tables 2.3 and 2.4).

2.7.2 Nuclear Magnetic Resonance (NMR) Spectroscopy⁹

The chemical shifts¹⁰ of protons attached to, and in particular of the carbons in, heterocyclic systems, can be taken as relating to the electron density at that position, with lower fields corresponding to electron-deficient carbons. For example, in the ¹H spectrum of pyridine, the lowest-field signals are for the α -protons (Table 2.5), the next lowest is that for the γ -proton and the highest-field signal corresponds to the β -protons, and this is echoed in the corresponding ¹³C shifts (Table 2.6). A second generality relates to the inductive

Table 2.4 Ultraviolet spectra of bicyclic compounds with five-membered heterocyclic rings

Heterocycle	λ_{\max} (nm)	λ_{\max} (nm)	λ_{\max} (nm)	ϵ	ϵ	ϵ
Indole	288	261	219	4900	6300	25000
Benzo[b]thiophene	288	257	227	2000	5500	28000
Benzo[b]furan	281		244	2600		11000
2-t-Bu-isoindole	223, 266	270, 277	289, 329	48000, 1800	1650, 1850	1250, 3900
Isobenzofuran	215, 244, 249	254, 261, 313	319, 327, 334, 343	14800, 2500, 2350	2250, 1325, 5000	5000, 7400, 4575, 6150
Indolizine	347	295	238	1950	3600	32000
Benzimidazole	259	275		5620	5010	
Benzothiazole	217, 251	285	295	18620, 5500	1700	1350
Benzoxazole	231, 263	270	276	7940, 2400	3390	3240
2-Methyl-2H-indazole	275	292	295	6310	6170	6030
2,1-Benzisothiazole	203, 221	288sh, 298	315sh	14450, 16220	7590, 2880	3980
Purine	263	–	–	7950	–	–

Table 2.5 1H chemical shifts (ppm) for heteroaromatic ring protons

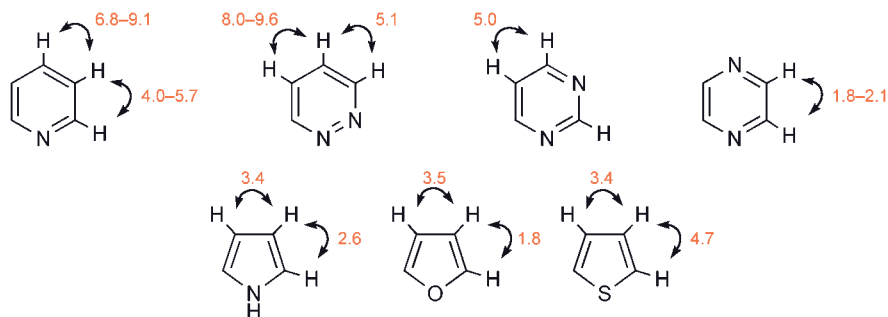
Heterocycle	δ_1	δ_2	δ_3	δ_4	δ_5	δ_6	δ_7	δ_8	Others
Pyridine	–	8.5	7.1	7.5	–	–	–	–	–
2-Pyridone	–	–	6.6	7.3	6.2	7.3	–	–	–
Quinoline	–	8.8	7.3	8.0	7.7	7.4	7.6	8.1	–
Quinoline <i>N</i> -oxide	–	8.6	7.3	7.7	–	–	–	8.8	–
Isoquinoline	9.1	–	8.5	7.5	7.7	7.6	7.5	7.9	–
Isoquinoline <i>N</i> -oxide	8.8	–	8.1	–	–	–	–	–	–
Pyridazine	–	–	9.2	7.7	–	–	–	–	–
Pyrimidine	–	9.2	–	8.6	7.1	–	–	–	–
Pyrimidine <i>N</i> -oxide	–	9.0	–	8.2	7.3	8.4	–	–	–
Pyrazine	–	8.5	–	–	–	–	–	–	–
1,2,4-Triazine	–	–	9.6	–	8.5	9.2	–	–	–
1,3,5-Triazine	–	9.2	–	–	–	–	–	–	–
Cinnoline	–	–	9.15	7.75	–	–	–	–	–
Quinazoline	–	9.2	–	9.3	–	–	–	–	–
Quinoxaline	–	9.7	–	–	–	–	–	–	–
Phthalazine	9.4	–	–	–	–	–	–	–	–
Pyrylium	–	9.6	8.5	9.3	–	–	–	–	in SO ₂ (liq.)
Pyrrrole	–	6.6	6.2	–	–	–	–	–	–
Thiophene	–	7.2	7.1	–	–	–	–	–	–
Furan	–	7.4	6.3	–	–	–	–	–	–
Indole	–	6.5	6.3	7.5	7.0	7.1	7.4	–	–
Benzo[b]furan	–	7.5	6.7	7.5	7.1	7.2	7.4	–	–
Benzo[b]thiophene	–	7.3	7.3	7.7	7.3	7.3	7.8	–	–
Indolizine	6.3	6.6	7.1	–	7.8	6.3	6.5	7.2	–
Imidazole	–	7.9	–	7.25	–	–	–	–	–
1-Methylimidazole	–	7.5	–	7.1	6.9	–	–	–	–
Pyrazole	–	–	7.6	6.3	–	–	–	–	–
1-Methylpyrazole	–	–	7.5	6.2	7.4	–	–	–	3.8 (CH ₃)
Thiazole	–	8.9	–	8.0	7.4	–	–	–	–
Oxazole	–	7.95	–	7.1	7.7	–	–	–	–
Benzimidazole	–	7.4	–	7.0	6.9	–	–	–	–
Benzoxazole	–	7.5	–	7.7	7.8	7.8	7.7	–	–
Pyrazole	–	–	7.6	7.3	–	–	–	–	–
Isothiazole	–	–	8.5	7.3	8.7	–	–	–	–
Isoxazole	–	–	8.1	6.3	8.4	–	–	–	–
Indazole	–	–	8.1	7.8	7.1	7.35	7.55	–	–
1,2,3-Triazole	–	–	–	7.75	–	–	–	–	–
1,2,4-Triazole	–	–	7.9	–	8.85	–	–	–	–
Tetrazole	–	–	–	–	9.5	–	–	–	–
Purine	–	9.0	–	–	–	9.2	–	8.6	–
Benzene	7.27	–	–	–	–	–	–	–	–
Anisole	–	6.9	7.2	6.9	–	–	–	–	–
Aniline	–	6.5	7.0	6.6	–	–	–	–	–
Nitrobenzene	–	8.2	7.4	7.6	–	–	–	–	–
Naphthalene	7.8	7.5	–	–	–	–	–	–	–

Table 2.6 ^{13}C chemical shifts (ppm) for heteroaromatic ring carbons

Heterocycle	δ_1	δ_2	δ_3	δ_4	δ_5	δ_6	δ_7	δ_8	δ ring junction	δ ring junction	Other
Pyridine	–	150	124	136	–	–	–	–	–	–	–
1- <i>H</i> -pyridinium	–	143	129	148	–	–	–	–	–	–	–
Pyridine <i>N</i> -oxide	–	139	126	126	–	–	–	–	–	–	–
1-Me-pyridinium	–	146	129	146	–	–	–	–	–	–	50 (CH ₃)
2-Pyridone	–	165	121	142	107	136	–	–	–	–	–
4-Pyridone	–	140	116	176	–	–	–	–	–	–	–
Quinoline	–	151	122	136	1289	127	130	131	129 (4a)	149 (8a)	–
Isoquinoline	153	–	143	120	126	130	127	128	136 (4a)	129 (8a)	–
Pyridazine	–	–	153	128	–	–	–	–	–	–	–
1 <i>H</i> -pyridazinium	–	–	152	138	–	–	–	–	–	–	–
pyrimidine	–	158	–	156	121	–	–	–	–	–	–
1- <i>H</i> -pyrimidinium	–	152	–	159	125	–	–	–	–	–	–
pyrazine	–	146	–	–	–	–	–	–	–	–	–
1 <i>H</i> -pyrazinium	–	143	–	–	–	–	–	–	–	–	–
Cinnoline	–	–	146	125	128	132	132	130	127 (4a)	151 (8a)	–
Quinazoline	–	161	–	156	127	128	134	129	135 (4a)	150 (8a)	–
Quinoxaline	–	146	–	–	130	130	–	–	143 (4a)	–	–
Phthalazine	152	–	–	–	127	133	–	–	126 (4a)	–	–
1,2,3-Triazine	–	–	–	150	118	–	–	–	–	–	–
1,2,4-Triazine	–	–	158	–	150	151	–	–	–	–	–
1,3,5-Triazine	–	166	–	–	–	–	–	–	–	–	–
Pyrylium (BF ₄ [–])	–	169	128	161	–	–	–	–	–	–	–
2-Pyrone	–	162	117	143	106	152	–	–	–	–	–
2,6-Me ₂ -4-pyrone	–	166	114	180	–	–	–	–	–	–	20 (CH ₃)
Coumarin	–	161	117	144	129	124	132	117	119 (4a)	154 (8a)	–
Chromone	–	156	113	177	125	126	134	118	125 (4a)	156 (8a)	–
Pyrrole	–	117	108	–	–	–	–	–	–	–	–
Thiophene	–	126	127	–	–	–	–	–	–	–	–
Furan	–	144	110	–	–	–	–	–	–	–	–
Indole	–	124	102	121	122	120	111	–	128 (3a)	136 (7a)	–
Oxindole	–	179	36	124	122	128	110	–	125 (3a)	143 (7a)	–
Benzo[<i>b</i>]furan	–	145	107	122	123	125	112	–	128 (3a)	155 (7a)	–
Benzo[<i>b</i>]thiophene	–	126	124	124	124	124	123	–	140 (3a)	140 (7a)	–
Indolizine	100	114	113	–	126	111	117	120	133 (8a)	–	–
Imidazole	–	135	–	122	–	–	–	–	–	–	–
1-Methylimidazole	–	138	–	130	120	–	–	–	–	–	33 (CH ₃)
Thiazole	–	154	–	143	120	–	–	–	–	–	–
Oxazole	–	151	–	125	138	–	–	–	–	–	–
Benzimidazole	–	144	–	110	123	122	119	–	–	–	–
Benzothiazole	–	155	–	123	126	125	122	–	153 (3a)	134 (7a)	–
Benzoxazole	–	153	–	121	125	124	111	–	140 (3a)	150 (7a)	–
Pyrazole	–	–	135	106	135	–	–	–	–	–	–
Isotiazole	–	–	157	123	148	–	–	–	–	–	–
Isoxazole	–	–	150	105	159	–	–	–	–	–	–
Indazole	–	–	133	120	120	126	110	–	123 (3a)	140 (7a)	–
3-Methyl-1,2-benzisothiazole	–	163	–	–	–	–	–	–	152 (7a)	–	–
Purine	–	152	–	155	131	146	–	146	–	–	–
Uracil	–	151	–	142	100	164	–	–	–	–	–
Benzene	129	–	–	–	–	–	–	–	–	–	–
Anisole	160	114	130	121	–	–	–	–	–	–	–
Aniline	149	114	129	116	–	–	–	–	–	–	–
Nitrobenzene	149	124	130	135	–	–	–	–	–	–	–
Naphthalene	128	126	–	–	–	–	–	–	133 (4a)	–	–

electron withdrawal by the heteroatom – for example it is the hydrogens on the α -carbons of pyridine that are at lower field than that at the γ -carbon, and it is the signals for protons at the α -positions of furan that are at lower field than those at the β -positions. Protons at the α -positions of pyrylium cations present the lowest-field ^1H signals. In direct contrast, the chemical shifts for C-protons on electron-rich heterocycles, such as pyrrole, occur at much higher fields.

Coupling constants between 1,2-related (*ortho*) protons on heterocyclic systems vary considerably. Typical values round six-membered systems show smaller values closer to the heteroatom(s). In five-membered heterocycles, altogether smaller values are typically found, but again those involving a hydrogen closer to the heteroatom are smaller, except in thiophenes, where the larger size of the sulfur atom influences the coupling constant. The magnitude of such coupling constants reflects the degree of double-bond character (bond fixation) in a particular C–C bond.



The use of ^{15}N NMR spectroscopy is of obvious relevance to the study of nitrogen-containing heterocycles – it can, for example, be used to estimate the hybridisation of nitrogen atoms.¹¹

References

- ¹ 'Physical Methods in Heterocyclic Chemistry', Vols 1–5, Ed. Katritzky, A. R., Academic Press, New York, 1960–1972; 'Comprehensive Heterocyclic Chemistry. The Structure, Reactions, Synthesis, and Uses of Heterocyclic Compounds', Ed. Katritzky, A. R. and Rees, C. W., Vols 1–8, Pergamon Press, Oxford, 1984; 'Comprehensive Heterocyclic Chemistry II. A Review of the Literature 1982–1995', Ed. Katritzky, A. R., Rees, C. W. and Scriven, E. F. V., Vols 1–11, Pergamon Press, 1996; 'Comprehensive Heterocyclic Chemistry III. A Review of the Literature 1995–2007', Eds. Katritzky, A. R., Ramsden, C. A., Scriven, E. F. V. and Taylor, R. J. K., Vols 1–15, Elsevier, 2008.
- ² 'Frontier Orbitals and Organic Chemical Reactions', Fleming, I., Wiley-Interscience, 1976.
- ³ 'Aromaticity of heterocycles', Cook, M. J., Katritzky, A. R., and Linda, P., *Adv. Heterocycl. Chem.*, **1974**, *17*, 257; 'Aromaticity of heterocycles: experimental realisation of Dewar–Breslow definition of aromaticity', Hosmane, R. A. and Liebman, J. F., *Tetrahedron Lett.*, **1991**, *32*, 3949; 'The relationship between bond type, bond order and bond lengths. A re-evaluation of the aromaticity of some heterocyclic molecules', Box, V. G. S., *Heterocycles*, **1991**, *32*, 2023; 'Heterocyclic aromaticity', Katritzky, A. R., Karelson, M. and Malhotra, N., *Heterocycles*, **1991**, *32*, 127; 'The concept of aromaticity in heterocyclic chemistry', Simkin, B. Ya., Minkin, V. I. and Glukhovtsev, M. N., *Adv. Heterocycl. Chem.*, **1993**, *56*, 303.
- ⁴ 'In solution at high dilution, or in the gas phase, hydroxypyridine tautomers are more important or even dominant', Beak, P., Covington, J. B., Smith, S. G., White, J. M. and Zeigler, J. M., *J. Org. Chem.*, **1980**, *45*, 1354.
- ⁵ Fringuelli, F., Marino, G., Taticchi, A. and Grandolini, G., *J. Chem. Soc., Perkin Trans. 2*, **1974**, 332.
- ⁶ 'The tautomerism of heterocycles', Elguero, J., Marzin, C., Katritzky, A. R. and Linda, P., *Adv. Heterocycl. Chem.*, Supplement 1, **1976**; 'Energies and alkylations of tautomeric heterocyclic compounds: old problems – new answers', Beak, P., *Acc. Chem. Res.*, **1977**, *10*, 186; 'Prototropic tautomerism of heteroaromatic compounds', Katritzky, A. R., Karelson, M. and Harris, P. A., *Heterocycles*, **1991**, *32*, 329.
- ⁷ 'Recent developments in ring-chain tautomerism. I. Intramolecular reversible addition reactions to the C=O group', Valters, R. E., Fülöp, F. and Korbonits, D., *Adv. Heterocycl. Chem.*, **1995**, *64*, 251; 'Recent developments in ring-chain tautomerism. II. Intramolecular reversible addition reactions to the C=N, C=C=C and C=C groups', *idem, ibid.*, **1997**, *66*, 1; 'Tautomerism of heterocycles: five-membered rings with two or more heteroatoms', Minkin, V. I., Garnovskii, A. D., Elguero, J., Katritzky, A. R. and Denisko, O. V., *Adv. Heterocycl. Chem.*, **2000**, *76*, 159; 'Tautomerism involving other than five- and six-membered rings', Claramunt, R. M., Elguero, J. and Katritzky, A. R., *ibid.*, **2000**, *77*, 1; 'Tautomerism of heterocycles: condensed five-six, five-five and six-six ring systems with heteroatoms in both rings', Shcherbakova, I., Elguero, J. and Katritzky, A. R., *ibid.*, **2000**, *77*, 52; 'The tautomerism of heterocycles. Six-membered heterocycles: Annular tautomerism', Stanovnik, B., Tisler, M., Katritzky, A. R. and Denisko, O. V., *ibid.*, **2001**, *81*, 254; 'The tautomerism of heterocycles: substituent tautomerism of six-membered heterocycles', *ibid.*, **2006**, *91*, 1.
- ⁸ 'Mesoionic compounds', Ollis, W. D. and Ramsden, C. A., *Adv. Heterocycl. Chem.*, **1976**, *19*, 1; 'Heterocyclic betaine derivatives of alternant hydrocarbons', Ramsden, C. A., *ibid.*, **1980**, *26*, 1; 'Mesoionic heterocycles (1976–1980)', Newton, C. G. and Ramsden, C. A., *Tetrahedron*, **1982**,

18 Heterocyclic Chemistry

38, 2965; 'Six-membered mesoionic heterocycles of the *m*-quinodimethane dianion type', Friedrichsen, W., Kappe, T. and Böttcher, A., *Heterocycles*, **1982**, 19, 1083.

⁹ 'Applications of Nuclear Magnetic Resonance Spectroscopy in Organic Chemistry', Jackman, L. M. and Sternhell, S., Pergamon Press, **1969**; 'Carbon-13 NMR Spectroscopy', Breitmaier, E. and Voelter, W., VCH, **1990**.

¹⁰ Both proton and carbon chemical shifts are solvent dependent – the figures given in the tables are a guide to the relative shift positions of proton and carbon signals in these heterocycles.

¹¹ von Philipsborn, W. and Müller, R., *Angew. Chem., Int. Ed. Engl.*, **1986**, 25, 383.

3

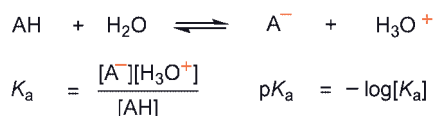
Substitutions of Aromatic Heterocycles

This chapter describes in general terms the types of reactivity found in the typical six- and five-membered aromatic heterocycles. We discuss electrophilic addition (to nitrogen) and electrophilic, nucleophilic and radical substitution chemistry. This chapter also has discussion of *ortho*-quinodimethanes, in the heterocyclic context. Organometallic derivatives of heterocycles, and transition metal (especially palladium)-catalysed chemistry of heterocycles, are so important that we deal with these aspects separately, in Chapter 4. Emphasis on the typical chemistry of individual heterocyclic systems is to be found in the summary chapters (7, 10, 13, 15, 19 and 23), and a more detailed examination of typical heterocyclic reactivity and many more examples for particular heterocyclic systems are to be found in the chapters – ‘Pyridines: Reactions and Synthesis’, etc.

3.1 Electrophilic Addition at Nitrogen

Many heterocyclic compounds contain a ring nitrogen. In some, especially five-membered heterocycles, the nitrogen may carry a hydrogen. It is vital to the understanding of the chemistry of such nitrogen-containing heterocycles to know whether, and to what extent, they are basic – will form salts with protic acids or complexes with Lewis acids – and for heterocycles with *N*-hydrogen, to what extent they are acidic – will lose the *N*-hydrogen as a proton to an appropriately strong base (see 3.5). As a measure of these properties, we use pK_a values to express the acidity of heterocycles with *N*-hydrogen and pK_{aH} values to express base strength. *The lower the pK_a value the more acidic; the higher the pK_{aH} value the more basic.* It may be enough to simply remember this trend, but a little more detail is given below.

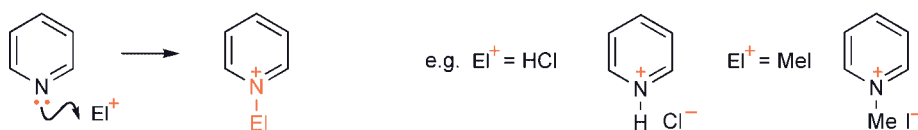
For an acid AH dissociating in water:



The corresponding equation for a base involves the *dissociation of the conjugate acid* of the base, so we use pK_{aH} :



Heterocycles which contain an imine unit (C=N) as part of their ring structure, pyridines, quinolines, isoquinolines, 1,2- and 1,3-azoles, etc., do not utilise the nitrogen lone pair in their aromatic π -system (cf. 2.2) and therefore it is available for donation to electrophiles, just as in any simpler amine. In other words, such heterocycles are basic and will react with protons, or other electrophilic species, by addition at nitrogen. In many instances the products from such additions – salts – are isolable.



For the reversible addition of a proton, the position of equilibrium depends on the pK_{aH} of the heterocycle,¹ and this in turn is influenced by the substituents present on the ring: electron-releasing groups enhance the basicity and electron-withdrawing substituents reduce the basic strength. The pK_{aH} of simple pyridines is of the order of 5, while those for 1,2- and 1,3-azoles depend on the character of the other heteroatom: pyrazole and imidazole, with two nitrogen atoms, have values of 2.5 and 7.1, respectively.

Related to basicity, but certainly not always mirroring it, is the *N*-nucleophilicity of imine-containing heterocycles. Here, the presence of substituents adjacent to the nitrogen can have a considerable effect on how easily reaction with, for example, alkyl halides takes place, and indeed whether nitrogen attacks at carbon, forming *N*⁺-alkyl salts,² or by deprotonation, bringing about a 1,2-dehydrohalogenation of the halide, the heterocycle then being converted into an *N*⁺-hydrogen salt. The classical study of the slowing of *N*-alkylation by the introduction of steric interference at α -positions of pyridines showed one methyl to slow the rate by about threefold, whereas 2,6-dimethyl substitution slowed the rate between 12 and 40 times.³ Taking this to an extreme, 2,6-di-*t*-butylpyridine will not react at all with iodomethane; the very reactive methyl fluorosulfonate will *N*-methylate it, but only under high pressure.⁴ The quantitative assessment of reactivity at nitrogen must always take into account both steric (especially at the α -positions) and electronic effects: 3-methylpyridine reacts faster ($\times 1.6$), but 3-chloropyridine reacts slower ($\times 0.14$) than pyridine. In bicyclic molecules, *peri* substituents have a significant effect on the relative rates of reaction with iodomethane: for pyridine, isoquinoline (no *peri* hydrogen), quinoline and 8-methylquinoline, rates are 50, 69, 8 and 0.008, respectively.

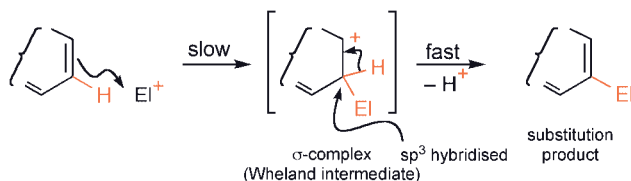
Other factors can influence the rate of quaternisation: all the diazines react with iodomethane more slowly than does pyridine. Pyridazine, much more weakly basic (pK_{aH} 2.3) than pyridine, reacts with iodomethane faster than the other diazines, a result which is ascribed to the ‘ α effect’, i.e. the increased nucleophilicity is deemed to be due to electron repulsion between the two immediately adjacent nitrogen lone pairs.⁵ Reaction rates for iodomethane with pyridazine, pyrimidine and pyrazine are respectively 0.25, 0.044 and 0.036, relative to the rate with pyridine.

3.2 Electrophilic Substitution at Carbon⁶

The study of aromatic heterocyclic reactivity can be said to have begun with the results of electrophilic substitution processes – these were traditionally the means for the introduction of substituents onto heterocyclic rings. To a considerable extent, that methodology has been superseded, especially for the introduction of carbon substituents, by methods relying on the formation of organometallic nucleophiles (4.1) and on palladium-catalysed processes (4.2). Nonetheless, the reaction of heterocycles with electrophilic reagents is still extremely useful in many cases, particularly for electron-rich, five-membered heterocycles.

3.2.1 Aromatic Electrophilic Substitution: Mechanism

Electrophilic substitution of aromatic (and heteroaromatic) molecules proceeds *via* a two-step sequence, initial *addition* (of E^+) giving a positively charged intermediate (a σ -complex, or Wheland intermediate), then *elimination* (normally of H^+), of which the former is usually the slower (rate-determining) step. Under most circumstances such substitutions are irreversible and the product ratio is determined by kinetic control.

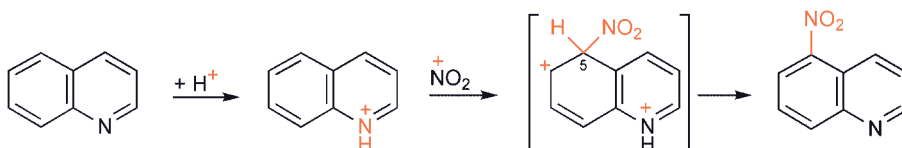


Electrophilic substitution of aromatic compounds

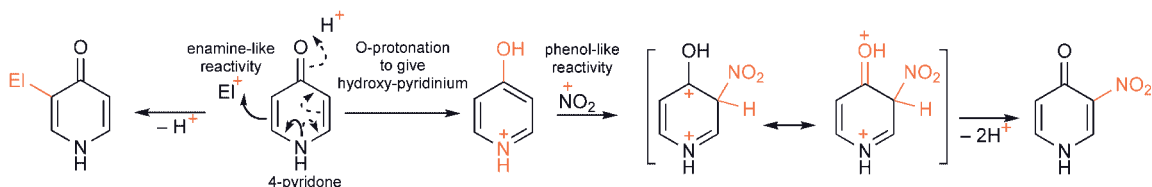
3.2.2 Six-Membered Heterocycles

An initial broad division must be made in considering heteroaromatic electrophilic substitution, into those heterocycles that are basic and those that are not, for, in the case of the former, the interaction of the nitrogen lone pair with the electrophile (cf. 3.1), or indeed with any other electrophilic species in the proposed reaction mixture (protons in a nitrating mixture, or aluminium chloride in a Friedel–Crafts combination), will take place far faster than any C-substitution, thus converting the substrate into a positively charged salt and therefore enormously reducing its susceptibility to attack by EI^+ at carbon. It is worth recalling the rate reduction attendant upon the change from benzene to the *N,N,N*-trimethylanilinium cation (PhN^+Me_3), where the electrophilic substitution rate goes down by a factor of 10^8 , even though in this instance the charged atom is only attached to, and not a component of, the aromatic ring. Thus all heterocycles with a pyridine-type nitrogen (i.e. those containing $C=N$) do not easily undergo C-electrophilic substitution, unless: (i) there are other substituents on the ring which ‘activate’ it for attack or (ii) the molecule has another, fused benzene ring in which substitution can take place. For example, simple pyridines do not undergo many useful electrophilic substitutions, but quinolines and isoquinolines undergo substitution in the benzene ring. It has been estimated that the intrinsic reactivity of pyridine (i.e. not protonated) to electrophilic substitution is around 10^7 times less than that of benzene, that is to say, about the same as that of nitrobenzene.

When quinoline or isoquinoline undergo nitration in the benzene ring, the actual species attacked is the *N*-protonated heterocycle and even though substitution is taking place in the benzene ring, it must necessarily proceed through a doubly charged intermediate; this results in a much slower rate of substitution than for naphthalene, the obvious comparison – the 5- and 8-positions of quinolinium are attacked at a rate about 10^{10} times slower than the 1-position of naphthalene, and it is estimated that the nitration of pyridinium cation is at least 10^5 slower still.⁷ A study of the bromination of methylpyridines in acidic solution allowed an estimate of 10^{-13} for the partial rate factor for bromination of a pyridinium cation.⁸

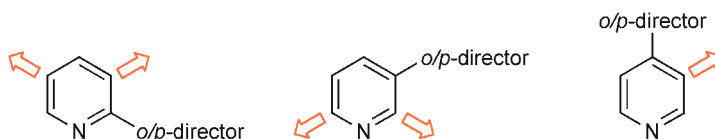


‘Activating’ substituents,⁹ i.e. groups that can release electrons either inductively or especially mesomerically, make the electrophilic substitution of pyridine rings to which they are attached faster; for example 4-pyridone nitrates at the 3-position *via* the *O*-protonated salt.¹⁰ In order to understand the activation, it is helpful to view the species attacked as a (protonated) phenol-like substrate. Electrophilic attack on neutral pyridones is best visualised as attack on a carbonyl-conjugated enamine ($N-C=C-C=O$). Dimethoxypyridines also undergo nitration *via* their cations, but the balance is often delicate, for example 2-aminopyridine brominates at C-5, in acidic solution, *via* the free base.¹¹



Electrophilic attack on 4-pyridones at C-3/5

Pyridines carrying activating substituents at C-2 are attacked at C-3/C-5, those with such groups at C-3 are attacked at C-2/C-6, and not at C-4, whilst those with substituents at C-4 undergo attack at C-3.

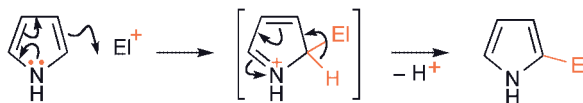


Positions of electrophilic attack on pyridines carrying activating substituents

Substituents that reduce the basicity of a pyridine nitrogen can also influence the susceptibility of the heterocycle to electrophilic substitution, in these cases by increasing the proportion of neutral (more reactive) pyridine present at equilibrium: 2,6-dichloropyridine nitrates at C-3, as the free base, and only 10^3 times more slowly than does 1,3-dichlorobenzene. As a rule-of-thumb: (i) pyridines with a $pK_{aH} > 1$ will nitrate as cations, slowly unless strongly activated, and at a position dictated by the substituent, (ii) weakly basic pyridines, $pK_{aH} < -2.5$, nitrate as free bases, the position of attack again depending on the influence of the substituent.¹¹ Pyridines carrying strongly electron-withdrawing substituents, or heterocycles with additional heteroatoms, diazines for example, are so deactivated that electrophilic substitutions do not take place, but again with the caveat that activating substituents do allow such substitutions in oxy- and amino-diazines.

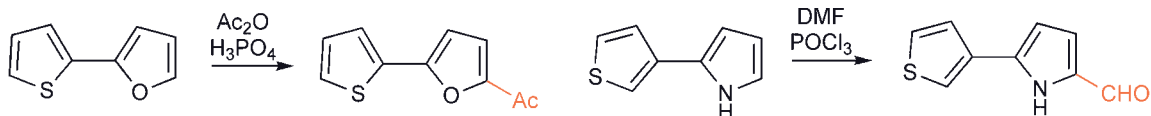
3.2.3 Five-Membered Heterocycles

For five-membered, electron-rich heterocycles, the utility of electrophilic substitutions is much greater.¹² Heterocycles such as pyrrole, thiophene and furan undergo a range of electrophilic substitutions with great ease, at either type of ring position, but with a preference for attack adjacent to the heteroatom – at their α -positions.



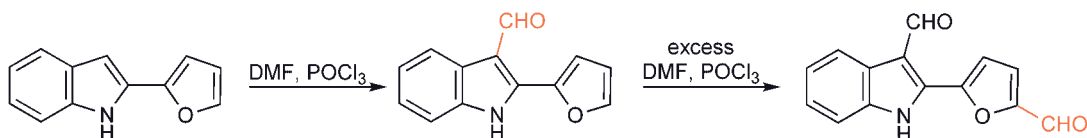
Electrophilic substitution of pyrrole at an α -position

These substitutions are facilitated by electron release from the heteroatom: pyrroles are more reactive than furans, which are in turn more reactive than thiophenes. Quantitative comparisons¹³ of the relative reactivities of the three heterocycles vary from electrophile to electrophile, but for trifluoroacetylation, for example, the pyrrole:furan:thiophene ratio is: $5 \times 10^7 : 1.5 \times 10^2 : 1$;¹⁴ in formylation, furan is 12 times more reactive than thiophene,¹⁵ and for acetylation, the value is 9.3.¹⁶ In hydrogen exchange (deuterioprotonation), the partial rate factors for the α and β positions of *N*-methylpyrrole¹⁷ are 3.9×10^{10} and 2.0×10^{10} respectively; for this same process, the values for furan are 1.6×10^8 and 3.2×10^4 and for thiophene, 3.9×10^8 and 1.0×10^5 respectively,¹⁸ and in a study of thiophene, α : β ratios ranging from 100:1 to 1000:1 were found for different electrophiles.¹⁹ Relative substrate reactivity parallels positional selectivity i.e. the α : β ratio decreases in the order furan > thiophene > pyrrole.²⁰ Nice illustrations of these relative reactivities are found in acylations of compounds containing two different systems linked together.²¹



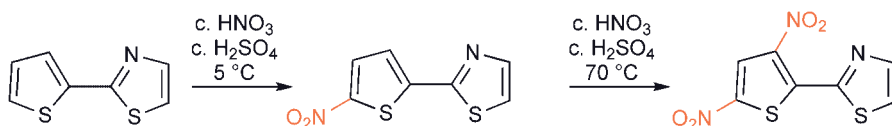
The positional selectivity of attack on pyrroles can be completely altered by the presence of bulky groups on nitrogen: 1-(*t*-butyldimethylsilyl)pyrrole and 1-(tri-*i*-propylsilyl)pyrrole are attacked exclusively at their β -positions.²²

Indoles are only slightly less reactive than pyrroles, electrophilic substitution taking place in the heterocyclic ring, at a β -position; in acetylation using a Vilsmeier combination (*N,N*-dimethylacetamide/phosgene), the rate ratio compared with pyrrole is 1:3.²³ In contrast to pyrrole, there is a very large difference in reactivity between the two hetero-ring positions in indoles: 2600:1, β : α in Vilsmeier acylation. With reference to benzene, indole reacts at its β -position around 5×10^{13} times as fast.²⁴ Again, these differences can be illustrated conveniently using an example²⁵ that contains two types of system linked together.



The reactivity of an indole is very comparable to that of a phenol: typical of phenols is their ability to be substituted even by weak electrophiles, like benzenediazonium cations, and indeed indoles (and pyrroles) also undergo such couplings; depending on *pH*, indoles can undergo such processes *via* a small equilibrium concentration of anion formed by loss of the *N*-proton (cf. 3.5); of course this is an even more rapid process, shown to be 10^8 faster than for the neutral heterocycle.²⁶ The Mannich substitution (electrophile: $\text{CH}_2=\text{N}^+\text{Me}_2$) of 5- and 6-hydroxy-indoles, takes place *ortho* to the phenolic activating group on the benzene ring, and not at the indole β -position.²⁷ Comparisons of the rates of substitution of the pairs furan/benzo[*b*]furan and thiophene/benzo[*b*]thiophene showed the bicyclic systems to be less reactive than the monocyclic heterocycles, the exact degree of difference varying from electrophile to electrophile.²⁸

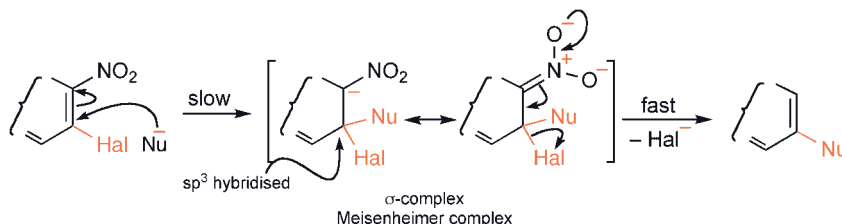
Finally, in the 1,2- and 1,3-azoles there is a fascinating interplay of the propensities of an electron-rich five-membered heterocycle with an imine basic nitrogen. This latter reduces the reactivity of the heterocycle towards electrophilic attack at carbon, both by inductive and mesomeric withdrawal, and importantly by addition of electrophilic species to the imine nitrogen (e.g. salt formation in acidic media). As an example, depending on acidity, the nitration of pyrazole can proceed by attack on the pyrazolium cation²⁹ or on the free base.³⁰ A study of acid-catalysed exchange showed the order: pyrazole > isoxazole > isothiazole, paralleling pyrrole > furan > thiophene, but each diazole is much less reactive than the corresponding heterocycle without the azomethine nitrogen, but, equally, each is still more reactive than benzene, the partial rate factors for exchange at their 4-positions being 6.3×10^9 , 2.0×10^4 and 4.0×10^3 respectively. Thiophene is 3×10^5 times more rapidly nitrated than 4-methylthiazole.³¹ The mono- and dinitration of a 2-(thien-2-yl)thiazole illustrates the relative reactivities.³²



3.3 Nucleophilic Substitution at Carbon³³

3.3.1 Aromatic Nucleophilic Substitution: Mechanism

Nucleophilic substitution of aromatic compounds proceeds *via* an *addition* (of Nu⁻) then *elimination* (of a negatively charged entity, most often Hal⁻) two-step sequence, of which the former is usually rate-determining (the S_N(AE) mechanism: Substitution Nucleophilic Addition Elimination). It is the stabilisation (delocalisation of charge) of the negatively charged intermediates (Meisenheimer complexes) that is the key to such processes, for example in reactions of *ortho*- and *para*-chloronitro-benzenes, the nitro group is involved in the charge dispersal.

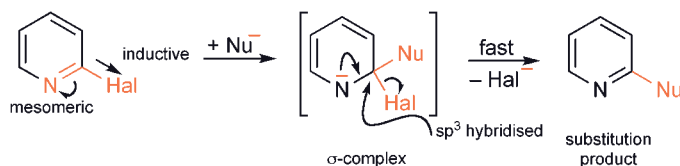


Aromatic nucleophilic substitution *via* an addition/elimination sequence

3.3.2 Six-Membered Heterocycles

In the heterocyclic field, the displacement of a good leaving group, often halide, by a nucleophile is a very important general process, especially for six-membered systems. In the chemistry of five-membered aromatic heterocycles, such processes only come into play in situations such as where, as in benzene chemistry, the leaving group is activated by an *ortho*- or *para*-nitro group, or in the azoles, where the leaving group is attached to the carbon of the imine unit in analogy with the six-membered imines.

The α - and γ -positions of a six-membered halo-azine, a 2-, 4- or 6-halo-pyridine being the prototype, are activated for the initial nucleophilic addition step by two factors: (i) inductive and mesomeric withdrawal of electrons by the nitrogen and (ii) inductive withdrawal of electrons by the halogen. Additionally, in the intermediates formed, the negative charge resides largely on the nitrogen: α - and γ -halides are *much* more reactive to nucleophilic displacement than β -halides.



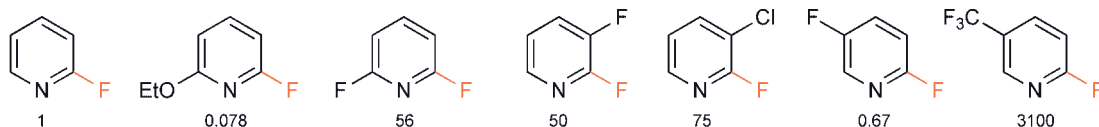
A quantitative comparison for displacements of chloride with sodium methoxide in methanol showed the 2- and 4-chloropyridines to react at roughly the same rate as 4-chloronitrobenzene, with the γ -isomer somewhat more reactive than the α -halide.³⁴ It is notable that even 3-chloropyridine, where only inductive activation can operate, is appreciably more reactive than chlorobenzene.



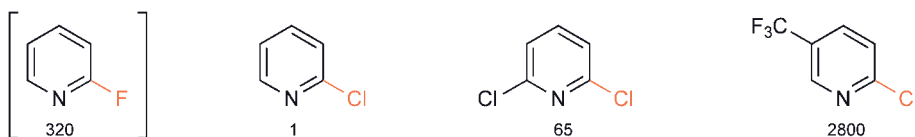
Rates of displacement of chloride by MeO⁻ relative to chlorobenzene, at 50 °C

The presence of a formal positive charge on the nitrogen, as in *N*-oxides and pyridinium salts, has a further very considerable enhancing effect on the rate of nucleophilic substitutions, *N*-oxidation having a smaller effect than quaternisation: in the latter there is a full formal positive charge on the molecule but *N*-oxides are overall electrically neutral. In reactions with methoxide, the 2-, 3- and 4-chloropyridine *N*-oxides are 1.9×10^4 , 1.1×10^5 , and 1.1×10^3 times more reactive than the corresponding chloropyridines, and displacements of halide in the 2-, 3- and 4-chloro-1-methylpyridinium salts are 4.6×10^{12} , 2.9×10^8 , and 5.7×10^9 times more rapid. Another significant point to emerge from these rate studies concerns the relative rate enhancements, at the three ring positions: the effect of the charge is much greater at an α - than at a γ -position, such that in the salts the order is $2 > 4 > 3$, as opposed to both neutral pyridines, where the order of reactivity is $4 > 2 > 3$, and *N*-oxides, where the α -positions have about the same reactivity as the γ -positions.³⁵ The utility of a nitro group as a leaving group (nitrite) in heterocyclic chemistry is emphasised by a comparison of its relative reactivity to nucleophilic displacement: 4-nitropyridine is about 1100 times more reactive than 4-bromopyridine. Sulfones are also highly reactive and widely used leaving groups. A comparison of the rates of displacement of 4-methylsulfonylpyridine with its *N*-methyl quaternary salt showed a rise in rate by a factor of 7×10^8 .³⁶ Although methoxide is not generally a good leaving group, when attached to a pyridinium salt it is only about four times less easily displaced than iodide, bromide and chloride; fluoride in the same situation is displaced about 250 times faster than the other halides.³⁷

A substantial study of the activating effects of other substituents on the displacement of 2-halo-pyridines is very instructive and some examples are shown below. The activating effect of trifluoromethyl is particularly notable.³⁸



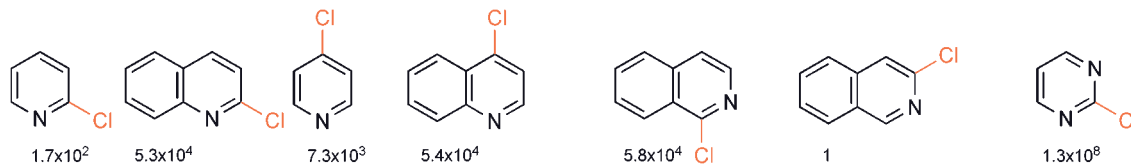
Relative rates of displacement of pyridine-2-fluoride by EtO^- in EtOH



Relative rates of displacement of pyridine-2-chloride by EtO^- in EtOH

In certain situations, particularly with relatively poor nucleophiles such as anilines, reaction rates can be enhanced considerably by the addition of acids, such as HCl, $\text{CF}_3\text{CO}_2\text{H}$ or BF_3 , to the reaction mixture, so that the much more reactive protonated haloazine is the substrate. Due to the relatively low basicity of anilines, sufficient free base is present to act as the nucleophile.

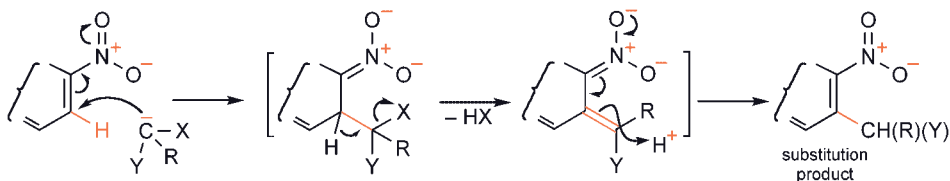
Turning to bicyclic systems, and a study of reaction with ethoxide, a small increase in the rate of reaction relative to pyridines is found for chloroquinolines at comparable positions.³⁹ In the bicyclic compounds, quaternisation again greatly increases the rate of nucleophilic substitution, having a larger effect ($\sim 10^7$) at C-2 than at C-4 ($\sim 10^5$).⁴⁰

Relative rates of displacement of chloride by EtO^- at 20°C

Diazines with halogen α and γ to nitrogen are much more reactive than similar pyridines, for example 2-chloropyrimidine is $\sim 10^6$ times more reactive than 2-chloropyridine.

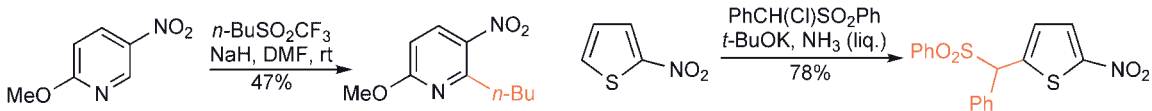
3.3.3 Vicarious Nucleophilic Substitution (VNS Substitution)⁴¹

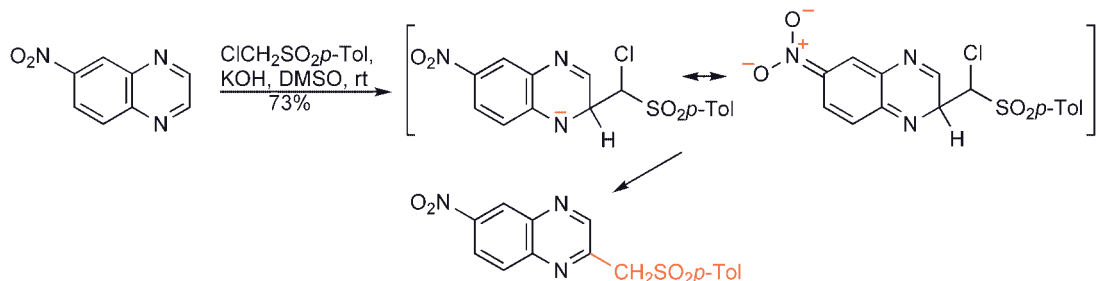
A process known as ‘Vicarious Nucleophilic Substitution’ (VNS) of hydrogen has been widely applied to carboaromatic and to heteroaromatic compounds. In general form, the process requires the presence of a nitro group on the substrate, which permits the addition of a carbon nucleophile, of the form $(\text{X})(\text{Y})(\text{R})\text{C}^-$, where X is a potential leaving group and Y is an anion-stabilising group that permits the formation of the carbanion. Most often X is a halogen and Y can be arylsulfonyl, ester or benzotriazole (which can serve both as the anion stabilizing substituent and also as leaving group). A typical sequence is shown below: following addition, *ortho* or *para* to the nitro group, elimination of HX takes place to form a conjugated, non-aromatic nitronate, which on reprotonation returns the molecule to aromaticity and produces the substituted product. Excess of the base used to generate the initial carbanion must be employed in order to drive the process forward by subsequently bringing about the irreversible elimination of HX from the nitronate salt.



Vicarious nucleophilic substitution (VNS) of aromatic compounds

Three VNS sequences are shown below, each illustrating a different aspect. In the first example, the anion-stabilising group (Y) (trifluoromethanesulfonyl) also serves as the leaving group (X).⁴² The second example shows the operation of a VNS substitution in a five-membered heterocycle with the nucleophile ($\text{X}=\text{Cl}$; $\text{Y}=\text{SO}_2\text{Ph}$) attacking at C-5, vinylogously conjugated to the nitro group.⁴³ The third example is somewhat unusual in that the attacking nucleophile ($\text{X}=\text{Cl}$; $\text{Y}=\text{SO}_2p\text{-Tol}$) does not even attack the nitro-substituted ring: addition occurs at C-2 in 6-nitroquinoxaline, for this produces an anion stabilised by delocalisation involving both N-1 and the nitro group.⁴⁴

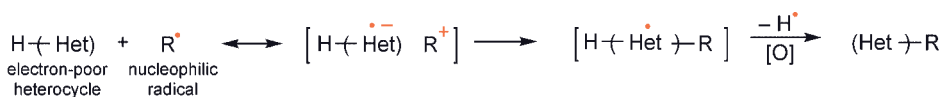




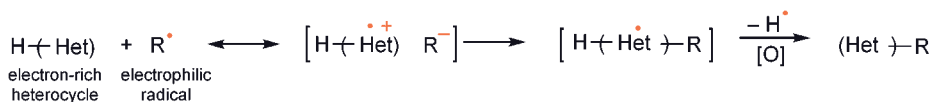
3.4 Radical Substitution at Carbon⁴⁵

Both electron-rich and electron-poor heterocyclic rings are susceptible to substitution of hydrogen by free radicals. Although electrically neutral, radicals exhibit varying degrees of nucleophilic or electrophilic character and this has a very significant effect on their reactivity towards different heterocyclic types. These electronic properties are a consequence of the interaction between the SOMO (Singly Occupied Molecular Orbital) of the radical and either the HOMO, or the LUMO, of the substrate, depending on their relative energies; these interactions are usefully compared with charge-transfer interactions.

Nucleophilic radicals carry cation-stabilising groups on the radical carbon, allowing electron density to be transferred from the radical to an electron-deficient heterocycle; they react, therefore, only with electron-poor heterocycles and will not attack electron-rich systems: examples of such radicals are $\cdot\text{CH}_2\text{OH}$, alkyl \cdot , and acyl \cdot . Substitution by such a radical can be represented in the following general way:



Electrophilic radicals, conversely, are those which would form stabilised anions on gaining an electron, and therefore react readily with electron-rich systems; examples are $\cdot\text{CF}_3$ and $\cdot\text{CH}(\text{CO}_2\text{Et})_2$. Substitution by such a radical can be represented in the following general way:



Aryl radicals can show both types of reactivity. A considerable effort (mainly older work) was devoted to substitutions by aryl radicals; they react with electron-rich and electron-poor systems at about the same rate, but often with poor regioselectivity.⁴⁶

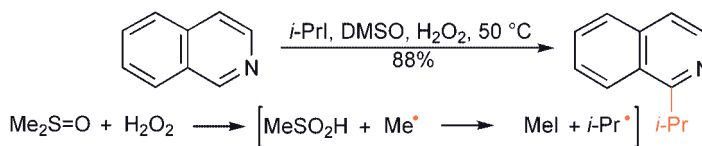
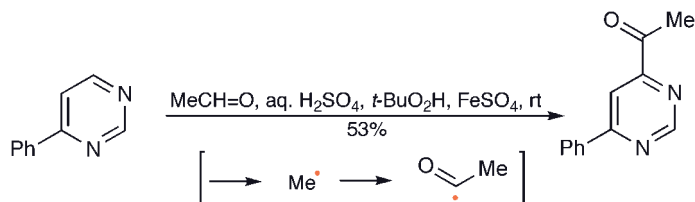
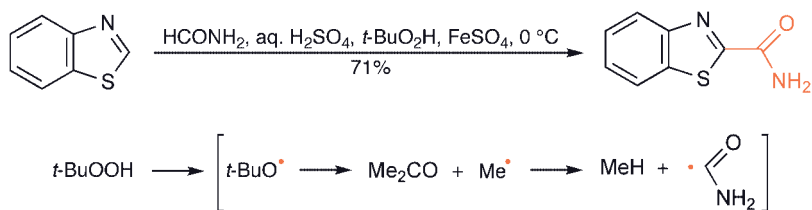
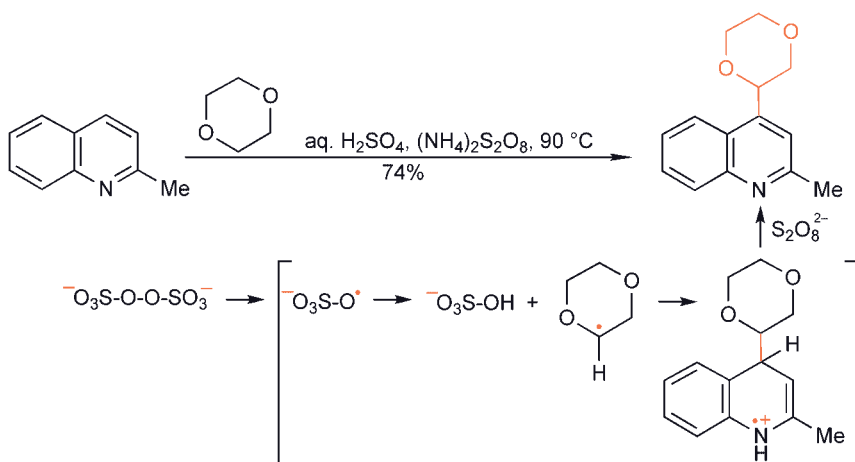
3.4.1 Reactions of Heterocycles with Nucleophilic Radicals

*The Minisci Reaction*⁴⁷

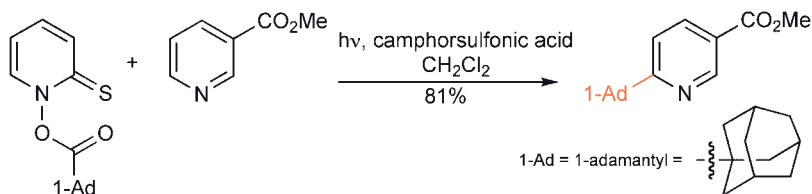
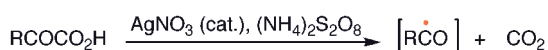
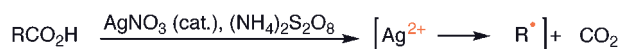
The reaction of nucleophilic radicals, under acidic conditions, with heterocycles containing an imine unit is by far the most important and synthetically useful radical substitution of heterocyclic compounds. Pyridines, quinolines, diazines, imidazoles, benzothiazoles and purines are amongst the systems that have been shown to react with a wide range of nucleophilic radicals, selectively at positions α and γ to the nitrogen, with replacement of hydrogen. Acidic conditions are essential because *N*-protonation of the heterocycle

both greatly increases its reactivity and promotes regioselectivity towards a nucleophilic radical, most of which hardly react at all with the neutral base. A particularly useful feature of the process is that it can be used to introduce acyl groups, directly, i.e. to effect the equivalent of a Friedel–Crafts substitution – impossible under normal conditions for such systems (cf. 3.2.2). Tertiary radicals are more stable, but also more nucleophilic and therefore more reactive than methyl radicals in Minisci reactions. The majority of Minisci substitutions have been carried out in aqueous, or at least partially aqueous, media, making isolation of organic products particularly convenient.

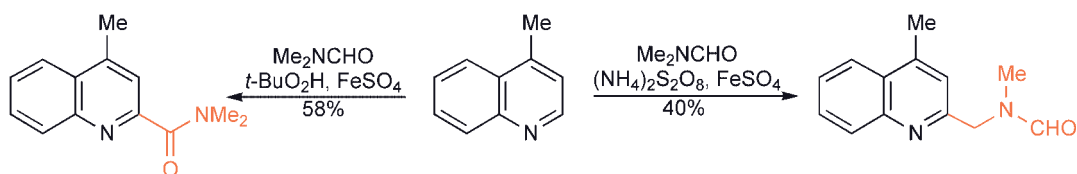
Several methods have been employed to generate the required carbon-centred radical, many depending on the initial formation of oxy or methyl radicals, which then abstract hydrogen or iodine from suitable substrates, as illustrated below.⁴⁸ The re-aromatisation of the intermediate radical-cation is usually brought about by its reaction with excess of the oxidant used to form the initial radical.



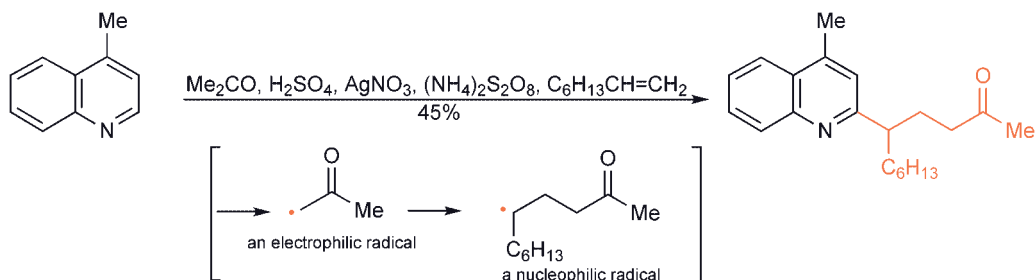
In contrast to the oxidative generation of radicals described above, reductions of alkyl iodides using tris(trimethylsilyl)silane also produces alkyl radicals under conditions suitable for Minisci-type substitution.⁴⁹ Carboxylic acids (α -keto acids) are also useful precursors for alkyl⁵⁰ and/or acyl⁵¹ radicals *via* silver-catalysed peroxide oxidation, or from their 1-hydroxypyridine-2-thione derivatives,⁵² the latter in non-aqueous conditions.



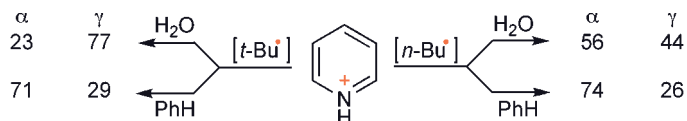
N,N-Dialkyl-formamides can be converted into either alkyl or acyl radicals, depending on the conditions.⁵³



An instructive and useful process is the two-component coupling of an alkene with an electrophilic radical: the latter will of course not react with the protonated heterocycle, but after addition to the alkene, a nucleophilic radical is generated, which will react.⁵⁴

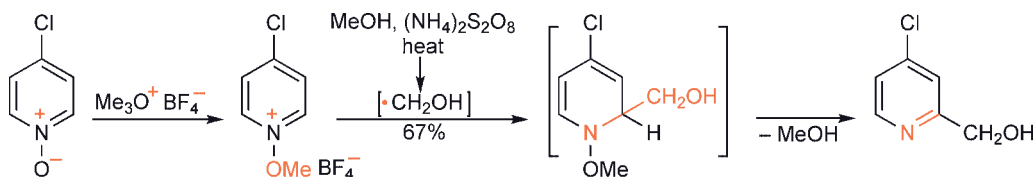


When more than one reactive position is available in a heterocyclic substrate, as is often the case for pyridines for example, there are potential problems with regioselectivity or/and disubstitution (since the product of the first substitution is often as reactive as the starting material). Regioselectivity is dependent to a certain extent on the nature of the attacking radical and the solvent, but may be difficult to control satisfactorily.⁵⁵



A point to note is that for optimum yields, radical substitutions are often not taken to full conversion (of starting heterocycle), but as product and starting material are often easily separated this is usually not a problem. Ways of avoiding disubstitution include control of pH (when the product is less basic than the starting material) or the use of a two-phase medium to allow removal of a more lipophilic product from the aqueous acidic reaction phase.

Very selective monosubstitution can also be achieved by the ingenious use of an N^+ -methoxy quaternary salt, in place of the usual protonic salt. Here, re-aromatisation is the result of loss of methanol, leaving as a product a much less reactive, neutral pyridine.⁵⁶



In addition to substitution of hydrogen, *ipso* replacement of nitro, sulfonyl and acyl substituents can occur, and may compete with normal substitution.⁵⁷

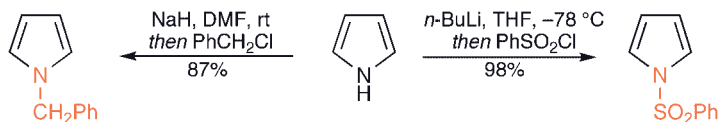
3.4.2 Reactions with Electrophilic Radicals

Although much less well developed than the Minisci reaction, substitution with electrophilic radicals can be used in some cases to achieve selective reaction in electron-rich heterocycles.⁵⁸



3.5 Deprotonation of *N*-Hydrogen⁵⁹

Pyrroles, imidazoles, pyrazoles and benzo-fused derivatives that have a free *N*-hydrogen have pK_a values for the loss of the *N*-hydrogen as a proton in the region of 14–18. This is to say that they can be completely converted into *N*-anions by reaction with strong bases like sodium hydride or *n*-butyllithium. In reactivity terms, these *N*-anions are nucleophilic at the nitrogen, in direct contrast to the neutral heterocycle, and thus provide the means by which the nitrogen of azoles can be substituted, for example by reaction with alkyl halides, or with other electrophiles that can provide protection/masking of the nitrogen, the *N*-substituent to be subsequently removed (see 4.2.10 for palladium-catalysed azole *N*-arylations). Similar *N*-substitutions can also be achieved with bases that generate only an equilibrium (low) concentration of the *N*-anion.



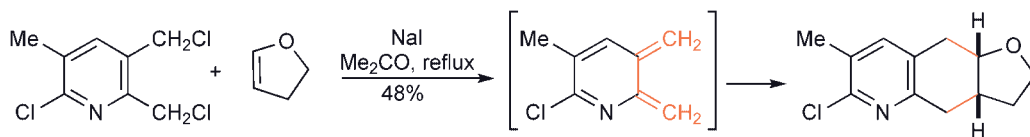
3.6 Oxidation and Reduction⁶⁰ of Heterocyclic Rings

Generally speaking, the electron-poor heterocycles are more resistant to oxidative degradation than are electron-rich systems – it is usually possible to oxidise alkyl side-chains attached to electron-poor heterocycles whilst leaving the ring intact; this is not generally true of electron-rich, five-membered systems.

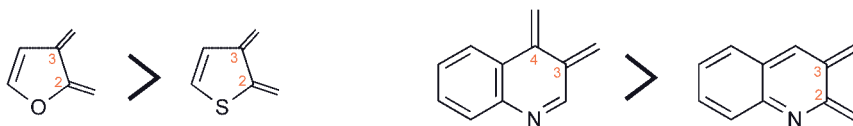
The conversion of monocyclic heteroaromatic systems into reduced, or partially reduced derivatives is generally possible, especially in acidic solutions, where it is a cation that is the actual species reduced. It follows that the six-membered types, which usually have a basic nitrogen, are more easily reduced than the electron-rich, five-membered counterparts. Heteroaromatic quaternary salts are likewise easily reduced.

3.7 *ortho*-Quinodimethanes in Heterocyclic Compound Synthesis⁶¹

The generation then trapping of *ortho*-quinodimethanes, in both intermolecular and intramolecular reactions, is a significant method for the construction of polycyclic heterocyclic compounds. This section describes the most important methods for the generation of such species, and gives some examples of their trapping. From the point of view of ring construction, the most important trapping reactions are those in which the *ortho*-quinodimethane acts as a diene in Diels–Alder cycloadditions, thereby regaining a fully aromatic heterocyclic ring, as illustrated below.⁶² The unstable and reactive *ortho*-quinodimethanes are not isolated, but are generated in the presence of the trapping reactant. Their adducts with sulfur dioxide can be a convenient way in which to store *ortho*-quinodimethanes generated by other means.⁶¹



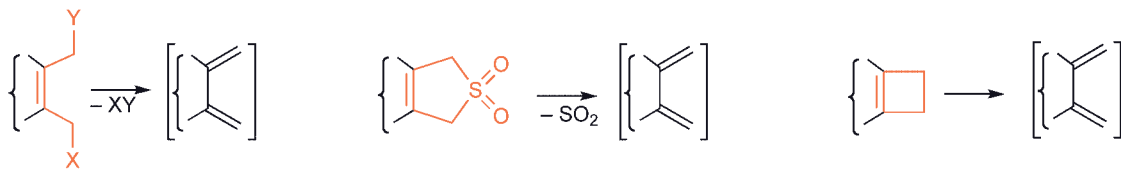
The ease with which an *ortho*-quinodimethane can be formed is related to the stability of the aromatic heterocycle from which it is derived and to the degree of double-bond character between the *ortho* ring carbons. The first of these aspects can be nicely illustrated by comparing the thiophene 2,3-quinodimethane⁶³ with its furan counterpart⁶⁴ – the latter is more stable than the former – the thiophene-derived species has much more to lose in its formation from an aromatic thiophene (and much more to gain by reacting to regain that aromaticity) than does the latter.



Relative stabilities of heterocyclic *ortho*-quinodimethanes

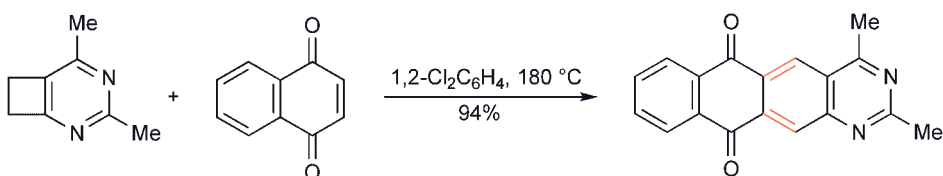
ortho-Quinodimethanes are much easier to produce if the bond between the *ortho* ring carbons in the precursor has appreciable double-bond character. Thus, in five-membered heterocycles, it is much easier to produce a 2,3-quinodimethane, than a 3,4-quinodimethane. Similarly, in bicyclic six-membered systems, for example quinolines,⁶⁵ it is much easier to produce 3,4-quinodimethanes than 2,3-quinodimethanes, structures for which imply a loss of resonance stabilisation in the second ring.

Three main strategies have been employed for the production of heterocyclic *ortho*-quinodimethanes: a 1,4-elimination, the chelotropic loss of sulfur dioxide from a 2,5-dihydrothiophene *S,S*-dioxide and the electrocyclic ring opening of a cyclobuteno-heterocycle; each of these is illustrated diagrammatically below.

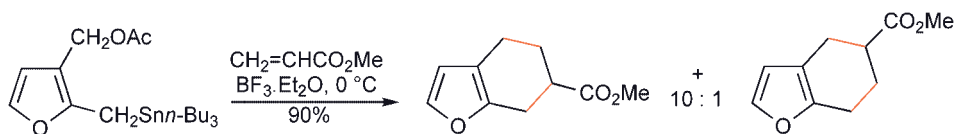
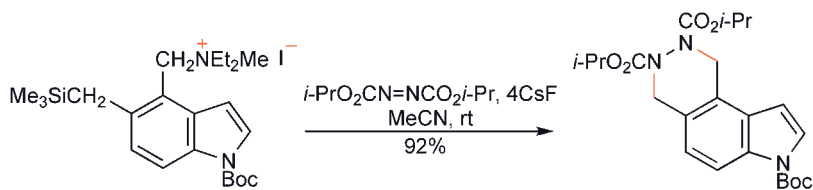
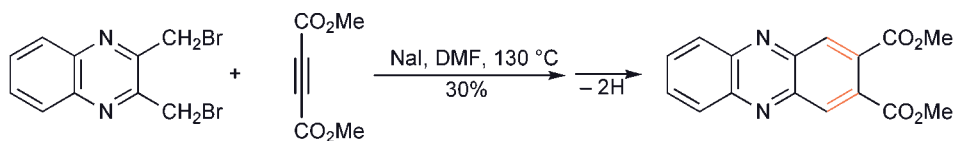
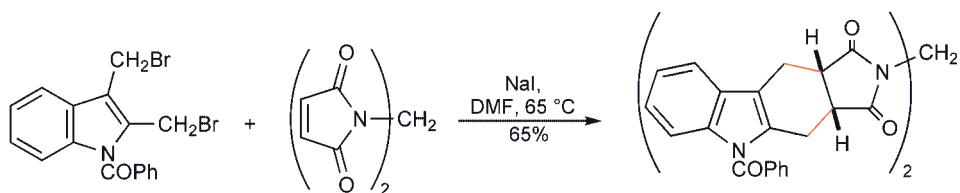


Generation of heterocyclic *ortho*-quinodimethanes

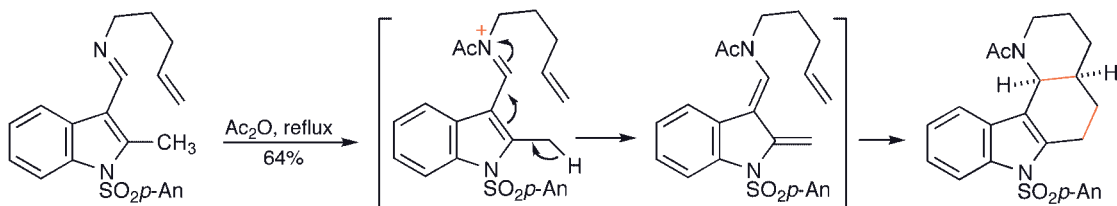
The use of cyclobuteno-heterocycles is of course dependent on a convenient synthesis (for an example, see 14.13.2.5), but when available, they are excellent precursors, only rather moderate heating being required for ring opening, as shown by the example below, in which the initial Diels–Alder adduct is aromatised by reaction with excess quinone.⁶⁶



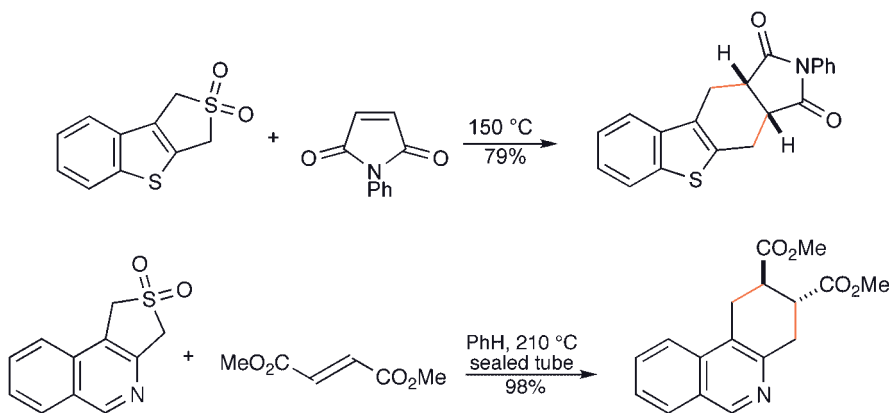
1,4-Eliminations have involved 1,2-bis(bromomethyl)-heterocycles with iodide,⁶⁷ *ortho*-(trimethylsilylmethyl) heterenemethyl ammonium salts,⁶⁸ *ortho*-(trimethylsilylmethyl) heterenecarbinol mesylates, each with a source of fluoride, and *ortho*-(tri-*n*-butylstannylmethyl) heterenecarbinol acetates with a Lewis acid.⁶⁹



An extensively developed route involves loss of a proton from indol-3-ylcarboxaldehyde imines (or their pyrrolic counterparts⁷⁰), following reaction with an acylating agent, as illustrated below.⁷¹



The extrusion of sulfur dioxide from heterocyclic sulfones is probably the most generally used method for the generation of *ortho*-quinodimethanes, and many examples have been reported. Such sulfones are generally stable and easy to synthesise by various routes. In addition, the acidity of the protons adjacent to the sulfone unit allows for base-promoted introduction of substituents, before thermolytic extrusion and the Diels–Alder step. Two examples of sulfur dioxide extrusion are shown below.⁷²



References

- Gas-phase proton affinities (PAs) (cf. 'The reactivity of heteroaromatic compounds in the gas phase', Speranza, M., *Adv. Heterocycl. Chem.*, **1986**, 40, 25) are rather similar for all bases; such measurements, though of considerable theoretical interest, are of limited value in considerations of solution chemistry.
- 'The quaternisation of heterocyclic compounds', Duffin, G. F., *Adv. Heterocycl. Chem.*, **1964**, 3, 1; 'Quaternisation of heteroaromatic compounds: quantitative aspects', Zoltewicz, J. A. and Deady, L. W., *Adv. Heterocycl. Chem.*, **1978**, 22, 71; 'The quantitative analysis of steric effects in heteroaromatics', Gallo, R., Roussel, C. and Berg, U., *Adv. Heterocycl. Chem.*, **1988**, 43, 173.
- Brown, H. C. and Cahn, A., *J. Am. Chem. Soc.*, **1955**, 77, 1715.
- Okamoto, Y. and Lee, K. I., *J. Am. Chem. Soc.*, **1975**, 97, 4015.
- Zoltewicz, J. A. and Deady, L. W., *J. Am. Chem. Soc.*, **1972**, 94, 2765.
- 'Electrophilic substitution of heterocycles: quantitative aspects'; 'Part I, Electrophilic substitution reactions; Part II, Five-membered heterocyclic rings; Part III, Six-membered heterocyclic rings', Katritzky, A. R. and Taylor, R., *Adv. Heterocycl. Chem.*, **1990**, 47, 1; 'Halogenation of heterocyclic compounds', Eisch, J. J., *Adv. Heterocycl. Chem.*, **1966**, 7, 1; 'Halogenation of heterocycles: I. Five-membered rings', Grimmett, M. R., *ibid.*, **1993**, 57, 291; 'II. Six- and seven-membered rings', *ibid.*, 58, 271.
- Austin, M. W. and Ridd, J. H., *J. Chem. Soc.*, **1963**, 4204.
- Gilow, H. M. and Ridd, J. H., *J. Org. Chem.*, **1974**, 39, 3481.
- 'Substitution in the pyridine series: effect of substituents', Abramovitch, R. A. and Saha, J. G., *Adv. Heterocycl. Chem.*, **1966**, 6, 229.
- 'Mechanisms and rates of the electrophilic substitution reactions of heterocycles', Katritzky, A. R. and Fan, W.-Q., *Heterocycles*, **1992**, 34, 2179.
- 'Electrophilic substitution of heteroaromatic six-membered rings', Katritzky, A. R. and Johnson, C. D., *Angew. Chem., Int. Ed. Engl.*, **1967**, 6, 608.
- 'Electrophilic substitutions of five-membered rings', Marino, G., *Adv. Heterocycl. Chem.*, **1971**, 13, 235.
- Marino, G., *J. Heterocycl. Chem.*, **1972**, 9, 817.
- Clementi, S. and Marino, G., *Tetrahedron*, **1969**, 25, 4599.
- Clementi, S., Fringuelli, F., Linda, P., Marino, G., Savelli, G. and Taticchi, A., *J. Chem. Soc., Perkin Trans. 2*, **1973**, 2097.
- Linda, P. and Marino, S., *Tetrahedron*, **1967**, 23, 1739.

- ¹⁷ Quantitative comparisons must not ignore the considerable activating effect of a methyl group on an aromatic ring, whether attached to carbon or to nitrogen.
- ¹⁸ Bean, G. P., *J. Chem. Soc., Chem. Commun.*, **1971**, 421; Clementi, S., Forsythe, P. P., Johnson, C. D. and Katritzky, A. R., *J. Chem. Soc., Perkin Trans. 2*, **1973**, 1675; Clementi, S., Forsythe, P. P., Johnson, C. D., Katritzky, A. R. and Terem, B., *ibid.*, **1974**, 399.
- ¹⁹ Clementi, S., Linda, P. and Marino, G., *J. Chem. Soc. (B)*, **1970**, 1153.
- ²⁰ Clementi, S. and Marino, G., *J. Chem. Soc., Perkin Trans. 2*, **1972**, 71.
- ²¹ Gol'dfarb, Y. L. and Danyushevskii, Y. L., *J. Gen. Chem. USSR (Engl. Transl.)*, **1961**, *31*, 3410; Boukou-Poba, J.-P., Farnier, M. and Guillard, R., *Can. J. Chem.*, **1981**, *59*, 2962.
- ²² Muchowski, J. M. and Naef, R., *Helv. Chim. Acta*, **1984**, *67*, 1168; Simchen, G. and Majchrzak, M. W., *Tetrahedron*, **1985**, *26*, 5035.
- ²³ Cipiciani, A., Clementi, S., Linda, P., Marino, G. and Savelli, G., *J. Chem. Soc., Perkin Trans. 2*, **1977**, 1284.
- ²⁴ Laws, A. P. and Taylor, R., *J. Chem. Soc., Perkin Trans. 2*, **1987**, 591.
- ²⁵ Holla, B. S. and Ambekar, S. Y., *Indian J. Chem., Sect. B*, **1976**, *14B*, 579.
- ²⁶ Challis, B. C. and Rzepa, H. S., *J. Chem. Soc., Perkin Trans. 2*, **1975**, 1209; Butler, A. R., Pogorzelec, P. and Shepherd, P. R., *idem.*, **1977**, 1452.
- ²⁷ Monti, S. A. and Johnson, W. O., *Tetrahedron*, **1970**, *26*, 3685.
- ²⁸ Clementi, S., Linda, P. and Marino, G., *J. Chem. Soc., (B)*, **1971**, 79.
- ²⁹ Austin, M. W., Blackborrow, J. R., Ridd, J. H. and Smith, B. V., *J. Chem. Soc.*, **1965**, 1051.
- ³⁰ Austin, M. W., *Chem. Ind.*, **1982**, 57.
- ³¹ Poite, C., Roggero, J., Dou, H. J. M., Vernin, G. and Metzger, J., *Bull. Soc. Chim. Fr.*, **1972**, 162.
- ³² Chauvin, P., Morel, J., Pastour, P. and Martinez, J., *Bull. Soc. Chim. Fr.*, **1974**, 2099.
- ³³ 'Nucleophilic heteroaromatic substitution', Illuminati, G., *Adv. Heterocycl. Chem.*, **1964**, *3*, 285; 'Reactivity of azine, benzoazine, and azinoazine derivatives with simple nucleophiles', Shepherd, R. G. and Fedrick, J. L., *ibid.*, **1965**, *4*, 145; 'Formation of anionic σ -adducts from heteroaromatic compounds: structures, rates and equilibria', Illuminati, G. and Stegel, F., *ibid.*, **1983**, *34*, 306.
- ³⁴ Liveris, M. and Miller, J., *J. Chem. Soc.*, **1963**, 3486; Miller, J. and Kai-Yan, W., *ibid.*, 3492.
- ³⁵ Johnson, R. M., *J. Chem. Soc. (B)*, **1966**, 1058.
- ³⁶ Barlin, G. B. and Benbow, J. A., *J. Chem. Soc., Perkin Trans. 2*, **1974**, 790.
- ³⁷ O'Leary, M. H. and Stach, R. W., *J. Org. Chem.*, **1972**, *37*, 1491.
- ³⁸ Schlosser, M. and Rausis, T., *Helv. Chim. Acta*, **2005**, *88*, 1240.
- ³⁹ Chapman, N. B. and Russell-Hill, D. Q., *J. Chem. Soc.*, **1956**, 1563.
- ⁴⁰ Barlin, G. B. and Benbow, J. A., *J. Chem. Soc., Perkin Trans. 2*, **1975**, 298.
- ⁴¹ 'Vicarious nucleophilic substitution of hydrogen', Makosza, M. and Winiarski, J., *Acc. Chem. Res.*, **1987**, *20*, 282; 'Applications of vicarious nucleophilic substitution in organic synthesis', Makosza, M. and Wojciechowski, K., *Liebigs Ann./Receuil*, **1997**, 1805.
- ⁴² Wróbel, Z. and Makosza, M., *Org. Prep. Proc. Int.*, **1990**, 575.
- ⁴³ Wojciechowski, K., *Synth. Commun.*, **1997**, *27*, 135.
- ⁴⁴ Ostrowski, S. and Makosza, M., *Tetrahedron*, **1988**, *44*, 1721.
- ⁴⁵ 'Radicals in organic synthesis: formation of carbon-carbon bonds', Giese, B., Pergamon Press, **1986**; 'Free radical substitution of heteroaromatic compounds', Norman, R. O. C. and Radda, G. K., *Adv. Heterocycl. Chem.*, **1963**, *2*, 131.
- ⁴⁶ Klemm, L. H. and Dorsey, J., *J. Heterocycl. Chem.*, **1991**, *28*, 1153.
- ⁴⁷ Minisci, F., Galli, R., Cecere, M., Malatesta, V. and Caronna, T., *Tetrahedron Lett.*, **1968**, 5609; 'Substitutions by nucleophilic free radicals: a new general reaction of heteroaromatic bases', Minisci, F., Fontana, F. and Vismara, E., *J. Heterocycl. Chem.*, **1990**, *27*, 79; Minisci, F., Citterio, A., Vismara, E. and Giordano, C., *Tetrahedron*, **1985**, *41*, 4157; 'Advances in the synthesis of substituted pyridazines via introduction of carbon functional groups into the parent heterocycle', Heinisch, G., *Heterocycles*, **1987**, *26*, 481; 'Recent developments of free radical substitutions of heteroaromatic bases', Minisci, F., Vismara, E. and Fontana, F., *Heterocycles*, **1989**, *28*, 489.
- ⁴⁸ Buratti, W., Gardini, G. P., Minisci, F., Bertini, F., Galli, R. and Perchinunno, M., *Tetrahedron*, **1971**, 3655; Minisci, F., Gardini, G. P., Galli, R. and Bertini, F., *Tetrahedron Lett.*, **1970**, 15; Sakamoto, T., Sakasai, T. and Yamanaka, H., *Chem. Pharm. Bull.*, **1980**, *28*, 571; Minisci, F., Vismara, E. and Fontana, F., *J. Org. Chem.*, **1989**, *54*, 5224.
- ⁴⁹ Togo, H., Hayashi, K. and Yokoyama, M., *Chem. Lett.*, **1993**, 641.
- ⁵⁰ Fontana, F., Minisci, F., Nogueira-Barbosa, M. C. and Vismara, E., *Tetrahedron*, **1990**, *46*, 2525.
- ⁵¹ Fontana, F., Minisci, F., Nogueira-Barbosa, M. C. and Vismara, E., *J. Org. Chem.*, **1991**, *56*, 2866.
- ⁵² Barton, D. H. R., Garcia, B., Togo, H. and Zard, S. Z., *Tetrahedron Lett.*, **1986**, *27*, 1327; Barton, D. H. R., Chern, C.-Y. and Jaszberenyi, J. Cs., *ibid.*, **1992**, *33*, 5013.
- ⁵³ Gardini, G. P., Minisci, F., Palla, G., Arnone, A. and Galli, R., *Tetrahedron Lett.*, **1971**, 59; Citterio, A., Gentile, A., Minisci, F., Serravalle, M. and Ventura, S., *J. Org. Chem.*, **1984**, *49*, 3364.
- ⁵⁴ Citterio, A., Gentile, A. and Minisci, F., *Tetrahedron Lett.*, **1982**, *23*, 5587.
- ⁵⁵ Minisci, F., Vismara, E., Fontana, F., Morini, G., Serravalle, M. and Giordano, G., *J. Org. Chem.*, **1987**, *52*, 730.
- ⁵⁶ Katz, R. B., Mistry, J. and Mitchell, M. B., *Synth. Commun.*, **1989**, *19*, 317.
- ⁵⁷ 'Radical ipso attack and ipso substitution in aromatic compounds', Tiecco, M., *Acc. Chem. Res.*, **1980**, *13*, 51.
- ⁵⁸ Tordeaux, M., Langlois, B. and Wakselman, C., *J. Chem. Soc., Perkin Trans. 1*, **1990**, 2293; Cho, I.-S. and Muchowski, J. M., *Synthesis*, **1991**, 567.
- ⁵⁹ 'Basicity and acidity of azoles', Catalan, J., Abboud, J. L. M. and Elguero, J., *Adv. Heterocycl. Chem.*, **1987**, *41*, 187.
- ⁶⁰ 'The reduction of nitrogen heterocycles with complex metal hydrides', Lyle, R. E. and Anderson, P. S., *Adv. Heterocycl. Chem.*, **1966**, *6*, 46; 'The reduction of nitrogen heterocycles with complex metal hydrides', Keay, J. G., *ibid.*, **1986**, *39*, 1.
- ⁶¹ 'Heterocyclic ortho-quinodimethanes', Collier, S. J. and Storr, R. C., *Prog. Heterocycl. Chem.*, **1998**, *10*, 25.
- ⁶² Carly, P. R., Cappelle, S. L., Compernelle, F. and Hoornaert, G. J., *Tetrahedron*, **1996**, *52*, 11889.
- ⁶³ Munzel, N. and Schweig, A., *Chem. Ber.*, **1988**, *121*, 791.
- ⁶⁴ Trahanovsky, W. S., Cassady, T. J. and Woods, T. L., *J. Am. Chem. Soc.*, **1981**, *103*, 6691.
- ⁶⁵ White, L. A., O'Neill, P. M., Park, B. K. and Storr, R. C., *Tetrahedron Lett.*, **1995**, *37*, 5983.

- ⁶⁶ Herrera, A., Martínez, R., González, B., Illescas, B., Martín, N. and Seoane, C., *Tetrahedron Lett.*, **1997**, *38*, 4873.
- ⁶⁷ Mertzanos, G. E., Stephanidou-Stephanatou, J., Tsoleridis, C. A. and Alexandrou, N. E., *Tetrahedron Lett.*, **1992**, *33*, 4499; Alexandrou, N. E., Mertzanos, G. E., Stephanidou-Stephanatou, J., Tsoleridis, C. A. and Zachariou, P., *ibid.*, **1995**, *36*, 6777; Pindur, U., Gonzalez, E. and Mehrabani, F., *J. Chem. Soc., Perkin Trans. 1*, **1997**, 1861.
- ⁶⁸ Kinsman, A. C. and Snieckus, V., *Tetrahedron Lett.*, **1999**, *40*, 2453.
- ⁶⁹ Liu, G.-B., Mori, H. and Katsumura, S., *Chem. Commun.*, **1996**, 2251.
- ⁷⁰ Leusink, F. R., ten Have, R., van der Berg, K. J. and van Leusen, A. M., *J. Chem. Soc., Chem. Commun.*, **1992**, 1401.
- ⁷¹ Magnus, P., Gallagher, T., Brown, P. and Pappalardo, P., *Acc. Chem. Res.*, **1984**, *17*, 25.
- ⁷² Ko, C.-W. and Chou, T., *Tetrahedron Lett.*, **1997**, *38*, 5315; Tomé, A. C., Cavaleiro, J. A. S. and Storr, R. C., *Tetrahedron*, **1996**, *52*, 1723; Chen, H.-C. and Chou, T.-s., *Tetrahedron*, **1998**, *54*, 12609.

Organometallic Heterocyclic Chemistry

Heterocyclic 'organometallics' cover a wide range of types and reactivities, and can be prepared for any metal, although relatively few are of practical importance for the synthetic chemist. The most significant are: (i) nucleophilic (and often basic) compounds, mainly lithium and magnesium compounds, (ii) nucleophilic, generally non-basic compounds, such as those of zinc, aluminium and titanium, (iii) compounds of tin, and the 'metalloids' boron and silicon, which have relatively low classical nucleophilicity, but are particularly important as notionally 'nucleophilic' partners in transition-metal-catalysed coupling reactions, but also have interesting chemistry in their own right, (iv) transition metals, of which the most important are intermediates in catalytic cycles, particularly palladium, copper, nickel and rhodium.

In this chapter, for general organometallics we give an overview, with most of the examples for particular heterocyclic rings in the main chapters (with further discussions); however, for the transition metals, because of the regularity of reactivity across the whole range of heterocycles, most of the examples are given in this chapter.

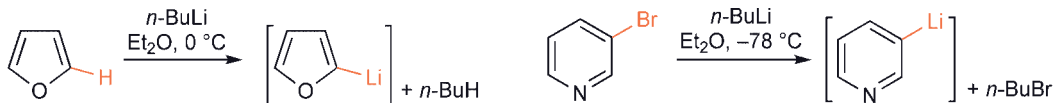
4.1 Preparation and Reactions of Organometallic Compounds

The general methods of preparation of these compounds¹ are:

1. *Direct metallation.* Direct C–H metallations are of several types, of which the most important is reaction ('deprotonation') with a strongly basic reagent, usually a lithium compound, but is also possible for magnesium and zinc. Electrophilic metallation can be carried out with palladium(II) and mercury(II) salts, and neutral C–H insertion by other transition metals is becoming increasingly important, usually for catalytic reactions.
2. *Halogen–metal exchange.* The simplest type of halogen metal exchange is by reaction of metal with a halide, such as in the preparation of a Grignard reagent, but the most common way is by reaction of the halide with an organometallic reagent, particularly an alkyllithium. Exchanges using organomagnesium and organozinc compounds are now very well developed and offer advantages in selectivity and functional group compatibility.
3. *Metal–metal exchange.* Metal–metal exchange usually involves the reaction of an organometallic reagent with an electrophilic metal source, such as a salt, halo or alkoxy derivative. This is most widely used for the preparation of organo-boron, -tin, -zinc and -silicon compounds by reaction with organolithium or magnesium reagents.

4.1.1 Lithium²

Lithio-heterocycles have proved to be the most useful organometallic derivatives: they react with the whole range of electrophiles in a manner exactly comparable to that of aryllithiums and can often be prepared by direct metallation (C-hydrogen deprotonation), as well as by halogen exchange between a halo-heterocycle and an alkyllithium. As well as reaction with carbon electrophiles, lithiated species are often the most convenient source of heterocyclic derivatives of less electropositive metals, such as zinc, boron, silicon and tin, as will be seen in the following sections.

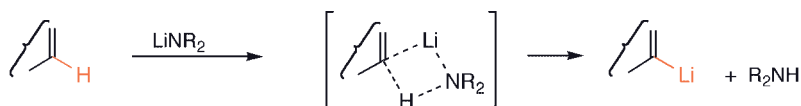


The two main routes to hetero-organolithiums exemplified

4.1.1.1 Direct Lithiation (*C*-Hydrogen Deprotonation)

Many heterocyclic systems react directly with alkyllithiums or with lithium amides to give the lithio-heterocycle *via* abstraction of a proton. Although a ‘free’ anion is never formed, the ease of lithiation correlates well with *C*-hydrogen acidity and, of course, with the stability of the corresponding conjugate base (carbanion).³ Lithiations by deprotonation are therefore directly related to base-catalysed proton exchange⁴ using reagents such as sodium methoxide, at much higher temperatures, which historically provided the first indication that preparative deprotonations might be regioselective and thus of synthetic value. It must be remembered that kinetic and equilibrium acidities may be different; thermodynamic products are favoured by higher temperatures and by more polar solvents.

The details of the mechanism of this type of metallation are still under discussion, but can be represented as involving a four-centre transition state, although higher-level complexes with more than one metal atom and complexation with the ring heteroatom are probably involved.



The main factor giving increased acidity of heterocyclic *C*-hydrogen relative to benzenoid *C*-hydrogen is the inductive effect of the heteroatom(s), thus metallation occurs at the carbon α to the heteroatom, where the inductive effect is felt most strongly, unless other factors, with varying degrees of importance, intervene. These include the following:

1. *Mesomerism*. Except in the case of side-chain anions, the ‘anion’ orbital is orthogonal to the π -system and so it is not mesomerically delocalised. However, electron density, and therefore *C*-hydrogen acidity at ring carbons, is affected by resonance effects.
2. *Coordination of the metal to the heteroatom*. Stronger coordination between the metal of the base and a heteroatom leads to enhanced acidity of the adjacent *C*-hydrogen due to increased inductive withdrawal of electron density – it is proportionately stronger, for example, for oxygen than for sulfur.
3. *Lone-pair interactions*. Repulsion between the electrons in the orbital of the ‘anion’ or incipient anion. This interaction is thought to be important in pyridines and other azines, and may be a kinetic rather than equilibrium effect, at least in the case of lithiation.⁵
4. *Polarisability of the heteroatom*. More polarisable atoms, such as sulfur, are able to disperse charge more effectively.
5. *Substituent effects*. Directed *ortho*-metallation (DoM)⁶ is extremely useful in heterocyclic chemistry, just as in carbocyclic chemistry. Metallation *ortho* to the directing group is promoted by either inductive effects (e.g. Cl, F), or chelation (e.g. CH₂OH \rightarrow CH₂OLi), or a combination of these, and may overcome the intrinsic regioselectivity of metallation of a particular heterocycle. When available, this is by far the most important additional factor influencing the regioselectivity of lithiation.

Lithiating Agents

Lithiations are normally carried out with alkyllithiums or lithium amides. *n*-Butyllithium is the most widely used alkyllithium, but *t*-butyllithium and occasionally *s*-butyllithium are used when more powerful reagents

are required. Phenyllithium was used in older work, but is uncommon now, although it can be of value when a less reactive, more selective base is required.⁷ A very powerful metallating reagent is formed from a mixture of *n*-butyllithium and potassium *t*-butoxide: this produces the potassium derivative of the heterocycle.

Lithium diisopropylamide (LiN(*i*-Pr)₂; LDA) is the most widely used lithium amide, but lithium 2,2,6,6-tetramethylpiperidide (LiTMP) is rather more basic and less nucleophilic – it has found particular use in the metallation of diazines. Alkylolithiums are stronger bases than the lithium amides, but usually react at slower rates. Metallations with the lithium amides are reversible, so for efficient conversion, the heterocyclic substrate must be more acidic (>4 p*K*_a units) than the corresponding amine.


Solvents

Ether solvents – Et₂O and THF – are normally used. The more strongly coordinating THF increases the reactivity of the lithiating agent by increasing its dissociation. A mixture of ether, THF and pentane (Trapp's solvent) can be employed for very low temperature reactions (<100 °C) (THF freezes at this temperature). To increase the reactivity of the reagents even further, ligands such as TMEDA (*N,N,N',N'*-tetramethylethylenediamine; Me₂N(CH₂)₂NMe₂) or HMPA ((Me₂N)₃PO) (**CAUTION: carcinogen**) are sometimes added – these strongly and specifically coordinate the metal cation.

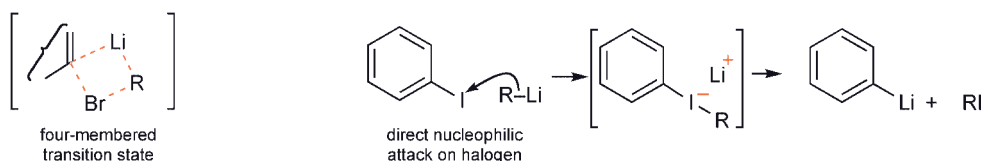
4.1.1.2 Halogen Exchange

Bromo- and iodo-heterocycles react rapidly with alkylolithiums, even at temperatures as low as –100 °C, to give the lithio-heterocycle. Exchange of fluorine is unknown and of chlorine, rare, but is known under special circumstances, such as in polychloro compounds. The apparent preparation of a number of lithio-heterocycles by direct reaction of a chloro heterocycle using lithium metal with naphthalene has been reported. Since such lithiations have to be carried out in the presence of the electrophile, it may be that the process is more complex than it seems.⁸

Positional selectivity in halogen exchange is governed by factors similar to those in direct deprotonation, such as acidity of the corresponding C–H and the presence of directing groups.



Mechanistically, the exchange process may involve a four-membered or other cyclic concerted transition state, or may possibly proceed *via* an electron-transfer sequence, however direct nucleophilic attack, at least on iodine, has been demonstrated in the case of iodobenzene,⁹ and cannot therefore be dismissed as a more general mechanism.

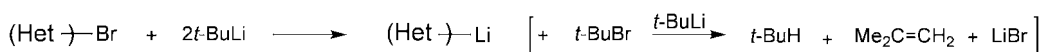


Possible mechanisms for metal-halogen exchange

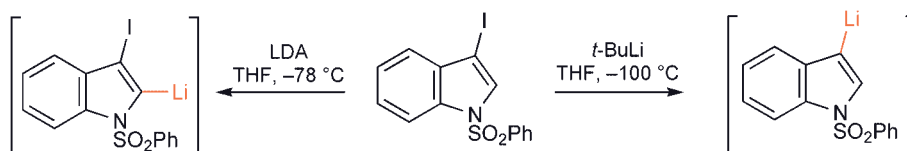
Halogen Exchange Reagents

n-Butyllithium is the usual exchange reagent; the *n*-butyl bromide byproduct does not usually interfere with subsequent steps. When the presence of an alkyl bromide is undesirable, two equivalents of *t*-butyllithium

can be employed – the initially formed *t*-butyl bromide is consumed by reaction with the second equivalent of alkyl-lithium, producing isobutene.



It is very important to differentiate between pure bases, such as lithium diisopropylamide, which act only by deprotonation, and alkyllithiums, which can act as bases *or* take part in halogen exchange. When using alkyllithiums, exchange is favoured over deprotonation by the use of lower temperatures. The reaction of 3-iodo-1-phenylsulfonylindole with the two types of reagent is illustrative.¹⁰

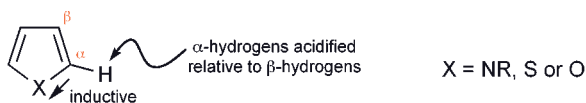


4.1.1.3 Regiostability

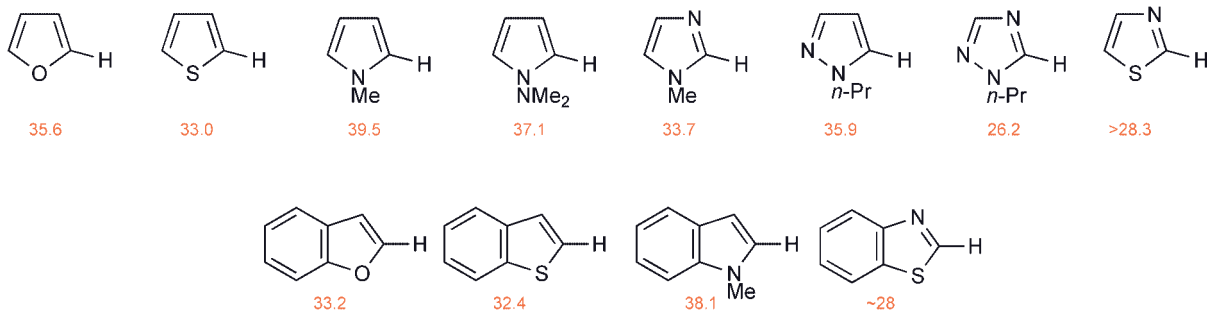
When an organolithium is prepared by halogen exchange, or a kinetic C–H metallation, there may be the possibility of equilibration involving a more ‘acidic’ hydrogen in the molecule. This occurs more readily in strongly coordinating solvents and at higher temperatures, and may be promoted by the presence of electron-withdrawing *N*-protecting groups. Derivatives of magnesium and zinc are much more resistant to such migrations and are totally regio-stable for all practical purposes.

Similar equilibria, *via* halogen migration, are also possible and, indeed, can be used to advantage (see for example, 17.4.2).

4.1.1.4 Ring Lithiation of Five-Membered Heterocycles



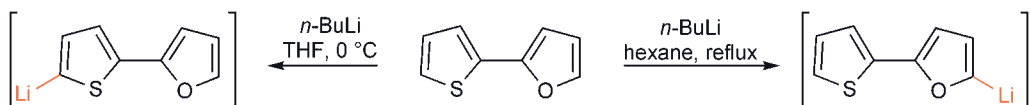
The inductive effect of the heteroatom, which withdraws electrons to a greater extent from an adjacent carbon atom (α -positions), allows direct α -lithiation of practically all five-membered heterocycles. The relative ‘acidities’ of α -hydrogens in some different classes are illustrated in the table below.



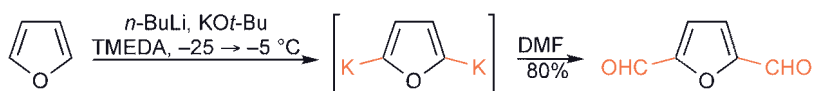
Equilibrium pK_a values[#] for deprotonation of some five-membered heterocycles in THF¹¹

[#] Measured pK_a values vary according to solvent etc.

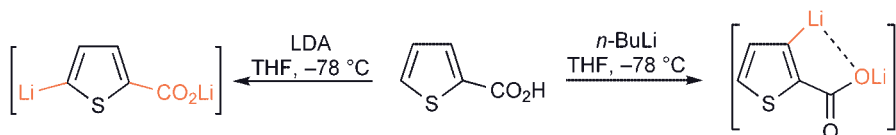
Despite the lower electronegativity of sulfur, and hence a weaker inductive effect, thiophene metallates about as readily as furan, probably in part because the higher polarisability of sulfur allows more efficient charge distribution.¹² The lithiation of 2-(2-furyl)thiophene, in either ring depending on conditions, is instructive;¹³ preferential lithiation of the furan ring in the non-polar solvent is probably due to stronger coordination of lithium to the oxygen, thus increasing the inductive effect on the α -hydrogen in the furan ring.



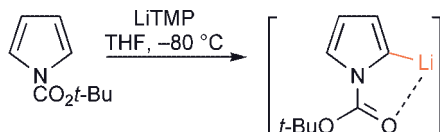
The use of stronger bases can result in dimetallation.¹⁴



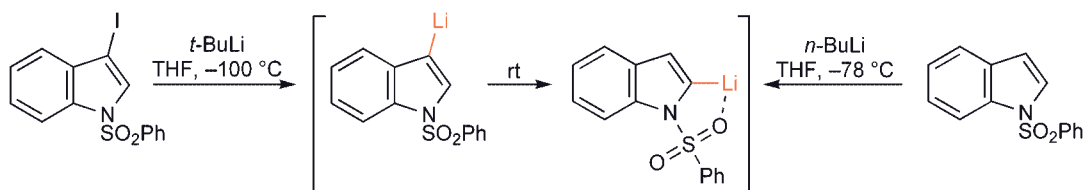
Directing groups can overcome the normal tendency for α -lithiation in five-membered heterocycles, as shown in the thiophene example below, however the use of lithium diisopropylamide does allow 'normal' α -lithiation in this case.¹⁵



Lithiation of pyrroles is complicated by the presence of a much more acidic hydrogen on nitrogen, however 1-methylpyrrole lithiates, at C-2, albeit under slightly more vigorous conditions than for furan.¹⁶ Removable protecting groups on the pyrrole nitrogen allow α -lithiation, *t*-butoxycarbonyl (Boc) is an example; it has additional advantages: not only is it easily hydrolytically removed, but it also withdraws electrons, thus acidifying the α -hydrogen further, and finally it provides chelation assistance.¹⁷




Benzo[*b*]thiophenes, benzo[*b*]furans and *N*-blocked indoles lithiate on the heterocyclic ring, α to the heteroatom.¹⁸ Lithiation at the other hetero-ring position can be achieved *via* halogen exchange, but low temperatures must be maintained to prevent equilibration to the more stable 2-lithiated heterocycle.¹⁰

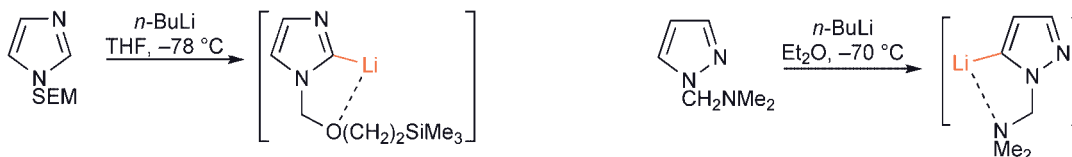


Benzene-ring-lithiated intermediates can be prepared by metal–halogen exchange, even, in the case of indoles, without protection of the NH, i.e. it is possible to produce an *N,C*-dimetallated species (20.5.2).¹⁹

The 1,3-azoles lithiate very readily, at C-2. One may understand this in terms of a combination of the acidifying effects seen at an α -position of pyridine (both inductive and mesomeric electron withdrawal) with that at the α -positions of thiophene, furan and pyrrole (inductive only). 2-Substituted-1,3-azoles generally lithiate at C-5.²⁰

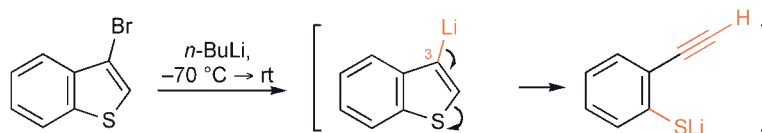


For imidazoles, it is usual for the *N*-hydrogen first to be masked,²¹ and a variety of protecting groups have been used for that purpose, many of which provide additional stabilisation and an additional reason for regioselective α -lithiation by coordinating the lithium: trimethylsilylethoxymethyl (Me₃Si(CH₂)₂OCH₂; SEM) is one such group.²²



It is a significant comment on the relative ease of α -lithiation in six- and five-membered systems that (*N*-protected) pyrazoles lithiate at C-5, i.e. at the pyrrole-like α -position, though, again chelation assistance from the *N*-protecting group also directs to C-5.²³

One must be aware that hetero-ring cleavage²⁴ can occur in β -lithiated five-membered systems, because the heteroatom can act as a leaving group, if the temperature is allowed to rise.²⁵

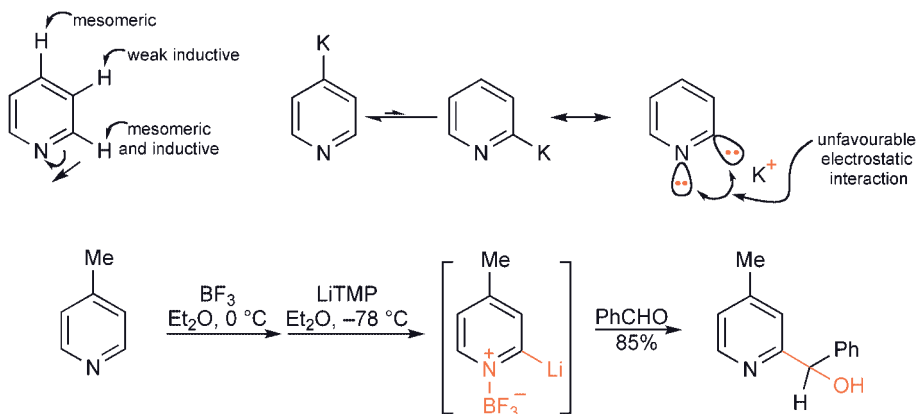


Higher azoles – triazoles, tetrazoles, heterodiazoles – lithiate readily, but some of the lithio-compounds are relatively unstable.

4.1.1.5 Ring Lithiation of Six-Membered Heterocycles

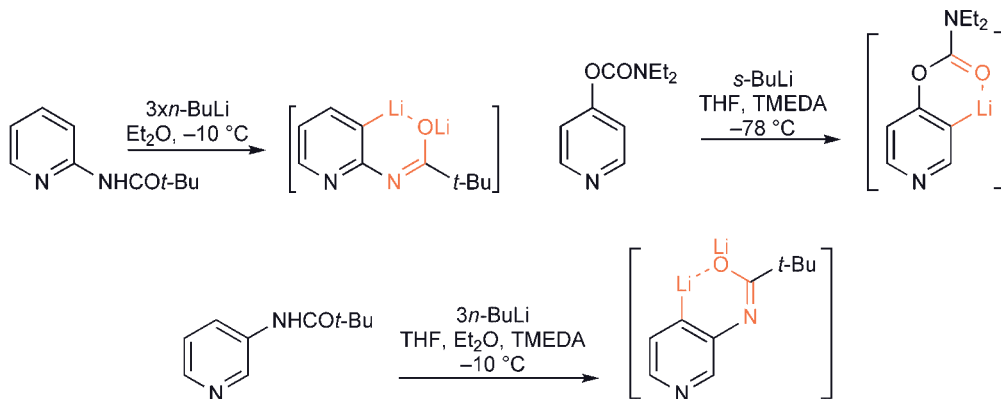
The preparation of lithiated derivatives of six-membered heterocycles like pyridines, quinolines and diazines must overcome the problem that they are intrinsically susceptible to nucleophilic addition/substitution (3.3.2) by the lithium reagents. In contrast to the selective lithiation of five-membered rings, the direct metallation of pyridine is quite difficult and complex, but it can be achieved using the very strong base combination *n*-butyllithium/potassium *t*-butoxide. In relatively non-polar solvents (ether/hexane) kinetic 2-metallation predominates, but in a polar solvent (THF/HMPA/hexane), or under equilibrating conditions, the 4-isomer is the major product. The pyridine α - and γ -positions, being more electron-deficient than a β -position, have the kinetically most acidic protons, and of the two former anions, location of negative charge at the γ -position is the more stable situation, perhaps due to unfavourable repulsion between the coplanar nitrogen lone pair and the α -‘anion’. In non-polar solvents, stronger coordination of the metal cation with the nitrogen lone pair will reduce this repulsive interaction and thus increase the relative

stability of the α -‘anion’.²⁶ As a corollary of this, pyridine can be selectively lithiated at C-2 when the lone pair is tied up as a complex with boron trifluoride²⁷ or using special reagents which act *via* complexation to the nitrogen and then intramolecular delivery of base to the α -proton (8.4.1). This is consistent with much earlier studies of base-catalysed exchange, when it was demonstrated that *N*-oxides and *N*⁺-alkyl quaternary salts exchange more rapidly at an α -position.²⁸

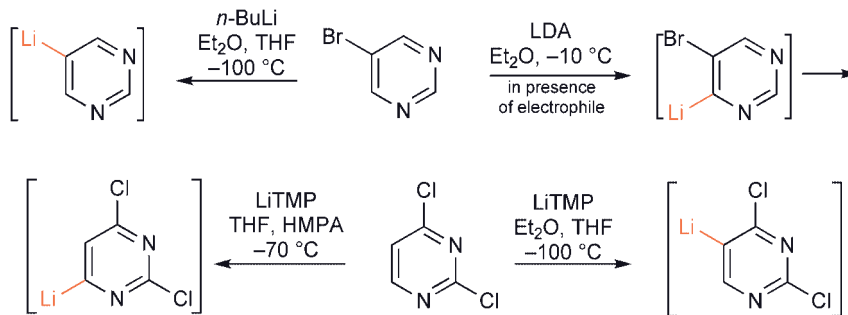


All the isomerically pure lithio-pyridines can be prepared by halogen exchange, though 3-bromopyridine requires a lower temperature, or a change to a less-dissociating solvent, to discourage nucleophilic addition; bromopyridines can be similarly converted, without deprotonation at the methyl groups.

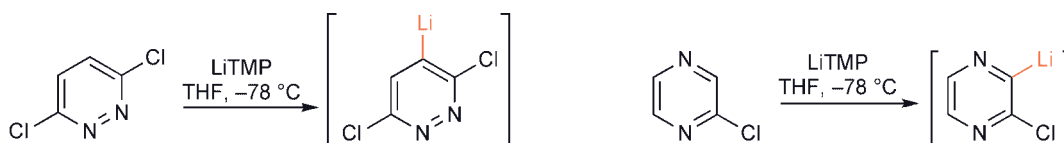
Pyridines carrying groups which direct metallation *ortho*, using chelation and/or inductive influences, can be directly lithiated without risk of nucleophilic addition. When the group is at a 2-²⁹ or 4-³⁰ position, lithiation must occur at a β -carbon; pyridines with *ortho*-directing groups located at a β -position usually lithiate at C-4: this is true, for example, of chloro- and fluoro-pyridines;³¹ 3-methoxymethoxy-,³² 3-pivaloylamino-,³³ 3-trimethylsilylethoxymethoxy-,³⁴ 3-*t*-butylaminosulfonyl-,³⁵ 3-diethylaminocarbonyloxy- or 3-diethylaminothiocarbonyloxy-pyridines,³⁶ and the adduct from 3-formylpyridine and $\text{Me}_2\text{N}(\text{CH}_2)_2\text{NMeLi}$;³⁷ 3-ethoxypyridine, however, metallates at C-2.³⁸



Quinolines react like pyridines, but are more susceptible to nucleophilic addition;³⁹ this is also an increased problem with pyrimidines, relative to pyridines, but nevertheless they can be lithiated by deprotonation or by halogen exchange at low temperatures, around -100 °C. The presence of 2- and/or 4-substituents adds some stability to lithiated pyrimidines.⁴⁰

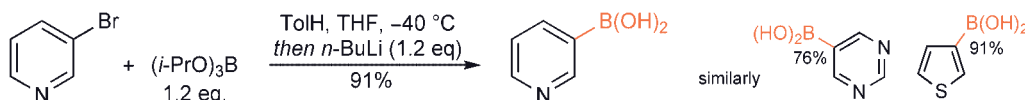


Pyrazines and pyridazines react in accord with the principles discussed above.⁴¹



4.1.1.6 Generation of the Organolithium in the Presence of the Electrophile

Rather than a sequential lithiation, followed by addition of an electrophile, it may be better to generate the organolithium compound, either by halogen exchange or direct deprotonation, *in the presence of the electrophile*. The reason for doing this may be that the organolithium intermediate is unstable, or that it avoids side reactions, such as lithium migration. It is also more efficient, particularly on larger scale, as only one temperature-controlled addition is required and it often allows the use of higher reaction temperatures. There is a balance, which may be temperature dependent, between the rates of formation of the organometallic, its reaction with the electrophile and the reaction of the lithiating agent with the electrophile. Examples of this approach include the preparation of heterocyclic boronic acids *via* halogen exchange⁴² and indole-2-boronates and 2-silanes *via* direct deprotonation.⁴³ In the latter case, the low reactivity of the base (LDA) to trialkyl borates and silyl chlorides allows temperatures as high as 0 °C to be used.



4.1.1.7 Lithiation in the Presence of Functional Groups

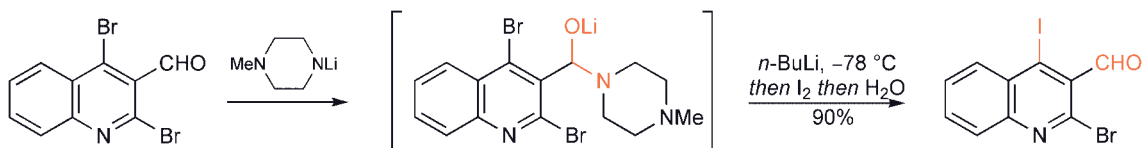
N-Hydrogen

When a ring nitrogen bears a hydrogen, it is normal to use a protecting group during lithiation (by halogen exchange), but in a number of cases the 'protection' involves simply deprotonating the nitrogen. In some cases, for example, 2-iodoindole⁴⁴ or 4-bromopyrazole,⁴⁵ excess of the alkyl lithium can be used, but the process is more complex than might be thought and internal protonation may occur, leading to overall dehalogenation. The initial use of a separate strong base to deprotonate the NH before carrying out the lithium exchange may be better, as in the reaction of six-ring bromo-indoles, where potassium hydride is used for the deprotonation (20.5.2).

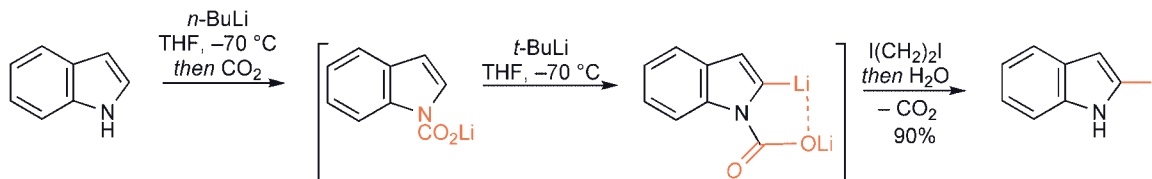
Iodine-magnesium exchange has been carried out for 5- and 6-iodouracils in the presence of lithium chloride, using methylmagnesium chloride to deprotonate both N-hydrogens, then addition of isopropylmagnesium chloride to exchange the halogen.⁴⁶

Protecting Groups

The standard solution for ketones and aldehydes is to use protecting groups such as acetals, but this can be inconvenient or maybe incompatible with the product due to the conditions required for deprotection. However, *in situ* protection as carbinolamine anions is an ideal solution, being very efficient time-wise and process-wise.⁴⁷ (Note that intermediates of the same type are formed during quenching of lithio-compounds with DMF and can be used in the same way.)



Another, very useful, *in situ* protection of indoles and pyrroles, involves deprotonation of the nitrogen then addition of carbon dioxide to give the lithium *N*-carboxylate salt.⁴⁸

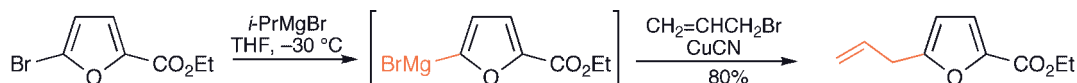


4.1.2 Magnesium⁴⁹

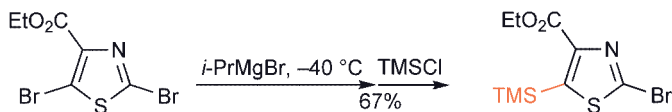
Heterocyclic magnesium compounds (Grignard reagents), which are often difficult to prepare by the standard method (halides with magnesium metal), can be readily prepared by metal-halogen exchange with an alkyl Grignard. These exchanges show the same selectivity as lithium exchanges: 2 > 3 in five-membered rings and 3 > 2 in six-membered rings (for the same halogen) and I > Br, as illustrated by the dihalothio-phenes shown below.⁵⁰



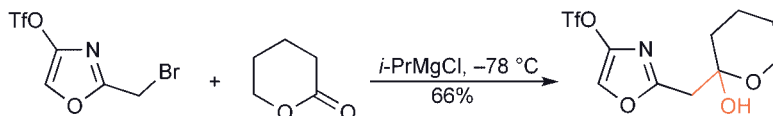
Isopropylmagnesium halides are the most widely used reagents and are effective over a very wide range of heterocyclic systems; they can even be used in the presence of esters if the temperature is kept low and are also suitable for solid-state synthesis.⁵¹



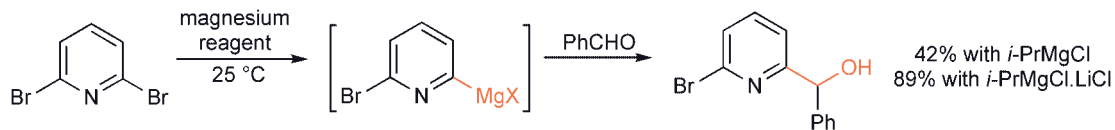
The relatively modest directing effect of a carboxylate overrides the normally higher reactivity in thiazoles of C-2 > C-5.⁵¹



The exchange of the bromomethyl oxazole shown below had to be carried out in the presence of the electrophile, due to the high instability of the intermediate magnesium compound.⁵²



Electron-withdrawing substituents increase the rate of exchange, as shown above, but, generally, exchange of bromine is quite slow. However, the addition of lithium salts brings about dramatic increases in reactivity of Grignard reagents for halogen exchange and also increases the reactivity of the resulting (hetero)aryl organometallic. This is best conducted by using the complex $i\text{-PrMgCl}\cdot\text{LiCl}$, which probably exists as a magnesiate $i\text{-PrMgCl}_2^- \text{Li}^+$, which is more reactive than the (oligomeric) Grignard. The pyridine example below demonstrates the difference in reactivity.⁵³



LiCl seems to be a 'magic ingredient' for enhancing reactivity during magnesium and zinc halogen–metal exchanges, and direct metallation, and also of the subsequent reactions of the products. This 2004 discovery may supersede previous methods. The addition of (THF-soluble) $\text{CeCl}_3\cdot\text{LiCl}$ to Grignard reactions (including some pyridyl Grignard reagents) with hindered or readily enolisable ketones greatly increases the yields.⁵⁴

The addition of lithium chloride to magnesium amide bases, for example TMPMgCl , greatly increases solubility (in THF) and reactivity for direct metallation, even for sensitive substrates such as pyrimidines.⁵⁵ Amongst a range of heterocyclic substrates, it is notable that 2,6-dichloropyridine gives clean 4-substitution, whereas 'standard' amide bases give mixtures of C-3 and C-4 products. Magnesium bis-amides, such as $(\text{TMP})_2\text{Mg}\cdot 2\text{LiCl}$, are more successful in some situations, such as where *t*-butyl esters are used as directing groups.⁵⁶

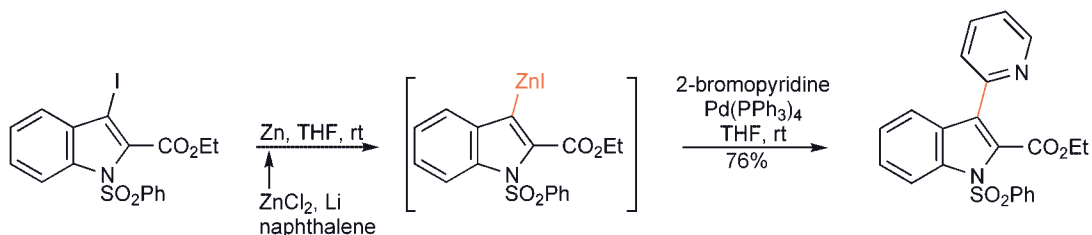


Direct C–H magnesiation can be carried out with lithium tri-*n*-butylmagnesiates on oxazoles,⁵⁷ thiophenes and fluoro- and chloro-pyridines, the intermediates being used for trapping electrophiles and in coupling reactions. The use of the highly hindered neopentylmagnesium bromide allows iodine–magnesium exchange, even in the presence of ketones.⁵⁸

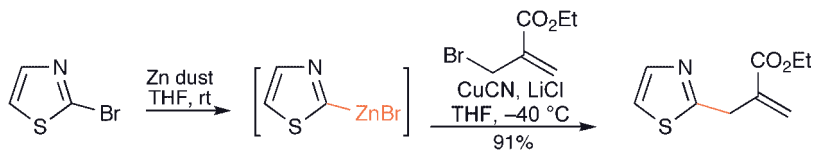
Bromine exchange of bromo-2-furoic acids can be carried out after formation of the magnesium salt of the acid by reaction with methyl Grignard in the presence of lithium chloride.⁵⁹ This procedure can also be used for iodine exchange in imidazoles, without protection of the NH.⁶⁰

4.1.3 Zinc⁶¹

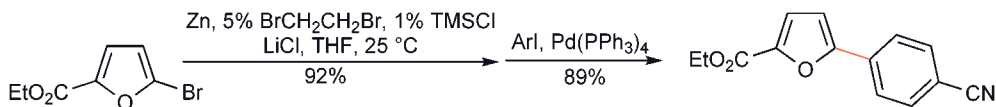
Heteroaryl zinc compounds are particularly useful in palladium-catalysed coupling, being compatible with many functional groups. They are often prepared *in situ* via lithiation, followed by reaction with zinc halides, but direct zincation of halides can be carried out, using either Riecke zinc, as in the example below,⁶² or, more conveniently, ordinary zinc dust,⁶³ with various means of activation.



Activation with cobalt chloride and allyl chloride has been used for chlorothiophenes (2-Cl is more reactive than 3-Cl) and activated aryl chlorides.⁶⁴ Commercial zinc dust and the heteroaryl halide can be used to make the heteroarylzinc in both electron-rich and electron-poor systems.⁶⁵



The addition of LiCl to zinc dust (activated with 1,2-dibromoethane plus TMSCl) has a dramatic effect on the reaction rates.⁶⁶ The reaction is successful with iodo-heterocycles and some activated bromo-compounds, such as the furan ester shown below.

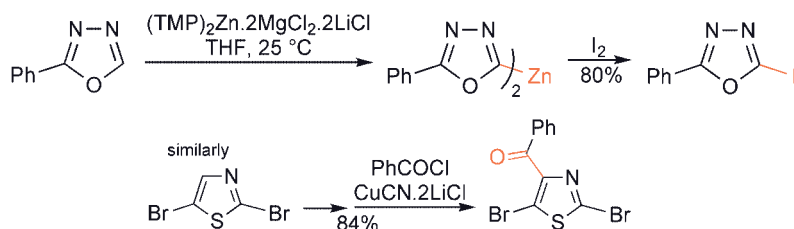


Organoindium(III) compounds can be prepared under very similar conditions to these organozincs and have an even greater tolerance of functional groups: they are compatible with alcohols and phenols.⁶⁷

Di-(heteroaryl) zincs, for use in coupling reactions, can be prepared by direct exchange of iodides, for example 5-iodofurfural, with (*i*-Pr)₂Zn in the presence of a Li(acac) catalyst.⁶⁸

The direct C–H zincation of a number of heterocyclic systems can be carried out using (TMP)₂Zn·2MgCl₂·2LiCl (prepared by reacting TMPMgCl₂·LiCl with ZnCl₂), including 1,3,4-oxadiazoles, 1,2,4-triazoles and compounds bearing sensitive functional groups, such as a nitro or aldehyde.⁶⁹ In less

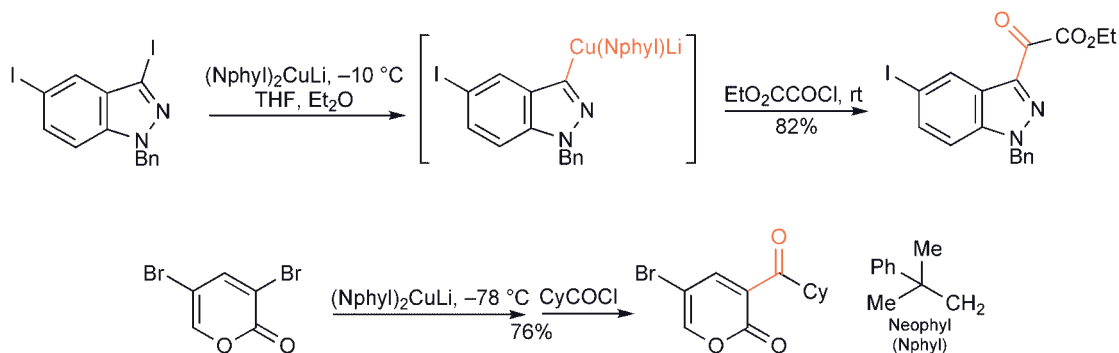
reactive systems, such as benzofuran and benzothiophene, the use of microwave irradiation allows efficient conversion.⁷⁰



4.1.4 Copper

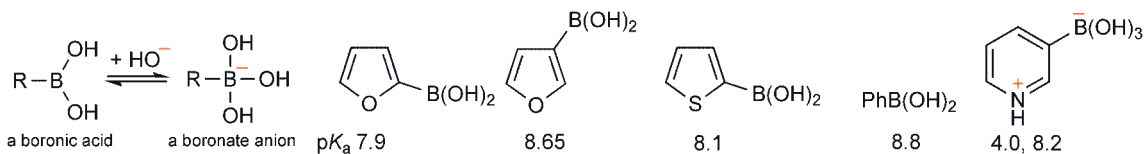
Copper derivatives, in the form of cuprates ($\text{RCu}(\text{X})\text{Li}$), are usually prepared *in situ* from lithium, magnesium or zinc compounds, by reaction with a Cu(I) source such as CuCN . They are often used to improve conversions using, for example, an acid chloride or an allylic halide as electrophile – a number of examples appear in other sections of this book. They are also useful as the organometallic partners in some cross-coupling reactions (using cobalt catalysts).⁷¹

A more convenient direct cupration of iodides can be carried out using highly hindered cuprates, such as $(\text{Nphyl})_2\text{CuLi}$.⁷² The reaction is faster in electron-deficient rings, and chelating groups allow the use of bromides as substrates.



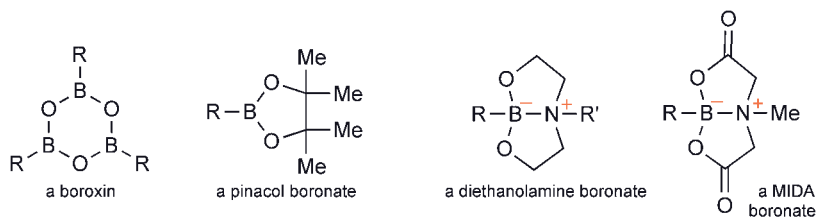
4.1.5 Boron

Practically all the organoboron compounds of interest in the current context are boronic acids or closely related compounds.⁷³ Boronic acids are relatively weak acids that ionise by association, not dissociation – stable salts of tetrahedral aryl trihydroxyboronates can be isolated as stable solids and used in coupling reactions.⁷⁴ Some typical pK_a s are shown below.⁷⁵ Pyridine boronic acids exist as zwitterions in water at pH 7.⁷⁶ Electron-withdrawing groups and the inductive effects of heteroatoms increase acidity, and formation of esters with 1,2- or 1,3-diols can reduce the pK_a by up to 2.5 units.⁷⁷



Boronic acids readily dehydrate, eventually giving a boroxin, but the conversion is easily reversible and the interconversion can be brought about simply by dissolution in wet or dry solvents. The solid 'acids' very commonly occur as mixtures of acid and anhydrides, which makes precise measurement of molar quantities difficult. Simple esters, such as with methanol, readily form on dissolution in the alcohol, but also hydrolyse very rapidly in air. Cyclic esters are more stable and, particularly, pinacol esters are widely used in coupling reactions, as they are reasonably stable on storage, have a known stoichiometry and, of course, react well; they are the most common form of boronate available commercially. More stable esters are formed with substituted diethanolamines, due to the extra coordination afforded by the basic nitrogen. *N*-Methyldiethanolamine has long been used for isolation and characterisation of boronic acids and its esters can be used in coupling reactions, although somewhat variably. The free acid is readily liberated by treatment with aqueous acid or ammonium chloride. The *N*-phenyl analogue has found particular use as a stable source of 2-pyridylboronic acid, the weaker donation by the aniline nitrogen giving a good balance of stability and reactivity.

An important application is the use of *N*-methyliminodiacetic acid (MIDA) esters as protecting groups (4.2.8). These MIDA esters are readily cleaved in mild basic aqueous conditions, but are stable to many standard functional-group transformations, even chromic acid oxidations.

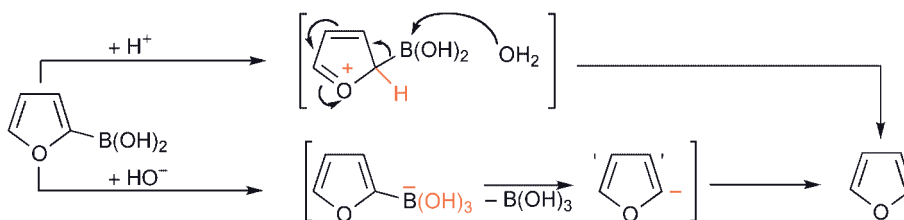


4.1.5.1 Trifluoroborates

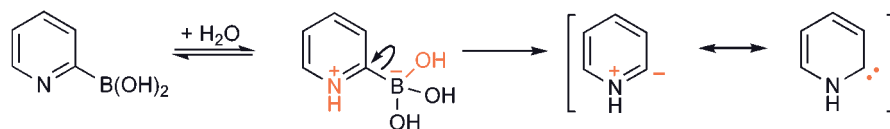
Boron has a high affinity for fluoride, and boronic acids can be converted, *via* reaction with KHF_2 , into trifluoroborates (RBF_3K), the fluorine analogues of the boronate anion. These compounds are very stable, but can be reactive under the appropriate conditions and are very useful in palladium-catalysed couplings.

4.1.5.2 Protodeboronation

Boronic acids are potentially susceptible to acid- or base-catalysed protodeboronation, but the conditions necessary vary widely. The ease of cleavage of the C–B bond under basic or acidic conditions correlate with the corresponding carbanion stability or ease of protonation of the ring, respectively. When a relatively stable carbanion can be formed, such as in furan boronic acids containing electron-withdrawing groups, base-catalysed deboronation can become an important unwanted side reaction during palladium-catalysed boronic acid couplings.⁷⁸ Indeed, imidazole and oxazole 2-boronic acids have not yet been isolated, possibly due to their very ready deboronation.

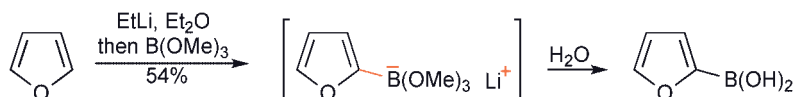


Pyridine 2-boronic acid is rather unstable (unlike the 3- and 4-isomers) and can only be isolated as esters, *N*-substituted diethanolamine esters being the most stable. A possible rationale for this instability may be the parallel with the mechanism for the ready decarboxylation of pyridine 2-carboxylic acid *via* a transient ylide intermediate (8.11).

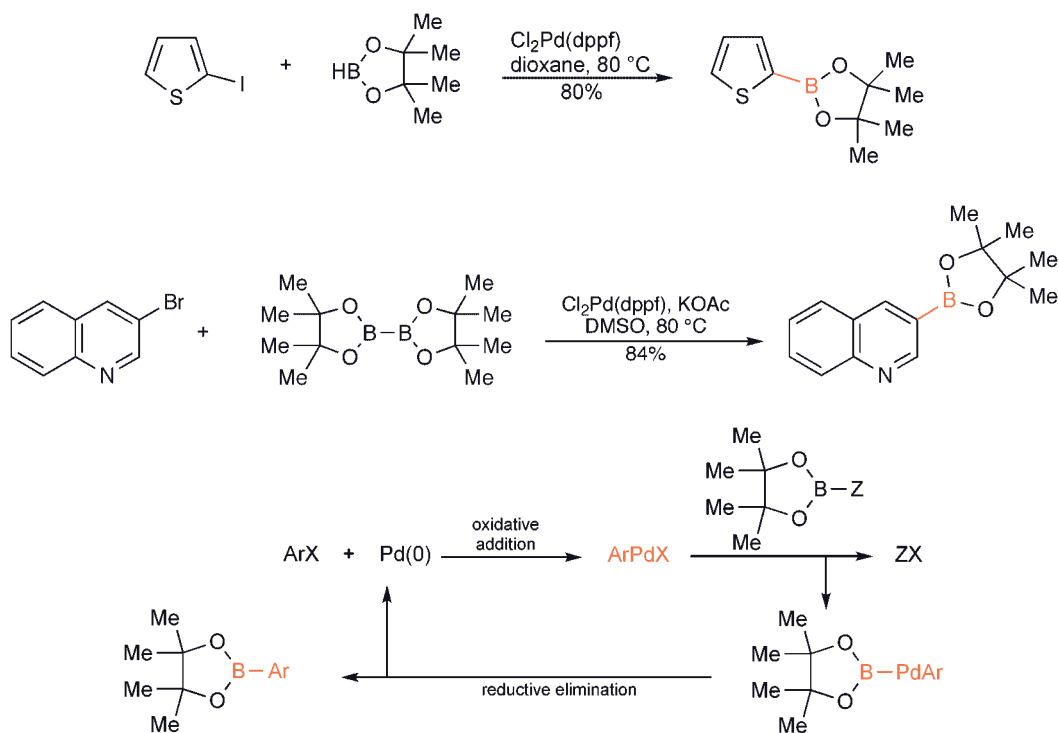


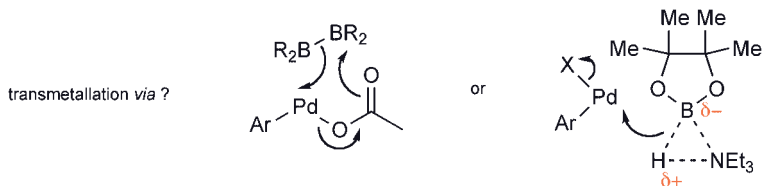
4.1.5.3 Preparation

Boronates (i.e. boronic acids and esters) are usually prepared by one of two methods: reaction of organolithiums or Grignard reagents with a trialkyl borate, usually tri-*iso*-propyl borate, or palladium-catalysed boronation.

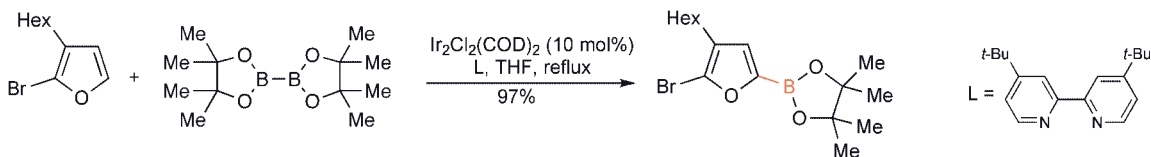


Palladium-catalysed boronation can be carried out using either 4,4,4',4',5,5,5',5'-octamethyl-2,2'-bi-1,3,2-dioxaborolane (pinacol diboron or bis(pinacolato)diboron) or pinacol borane,⁷⁹ the latter being preferred because of the lower cost of the reagent. The mechanisms of the conversions are very similar to cross-coupling reactions, the difference being the transfer of boron, instead of carbon, to palladium in the transmetalation step. The mechanism (see below) of transfer of boron from the diboron compound seems straightforward, but exactly how it is transferred from the borane is less clear.

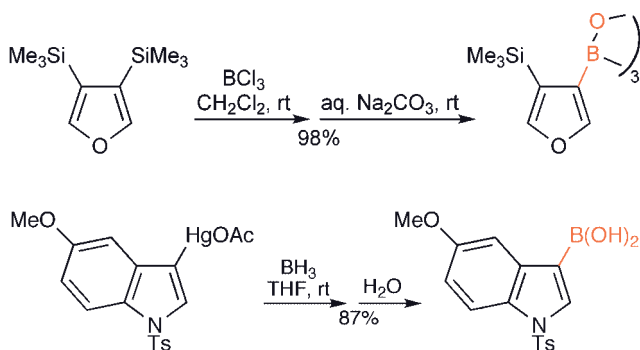




Iridium-catalysed C–H-boronation can be carried out using either pinacol borane or pinacol diborane, both methods giving comparable results.⁸⁰ Reaction occurs at α -positions of five-membered rings and is compatible with halogen substituents, as exemplified below.⁸¹

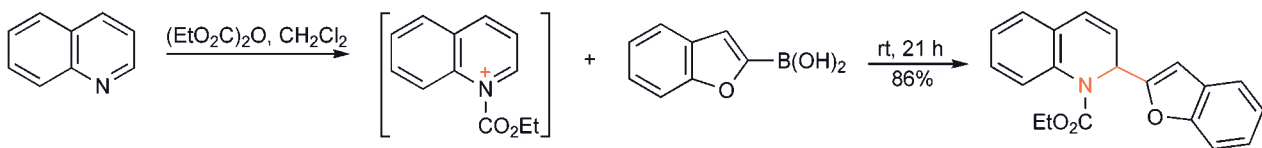


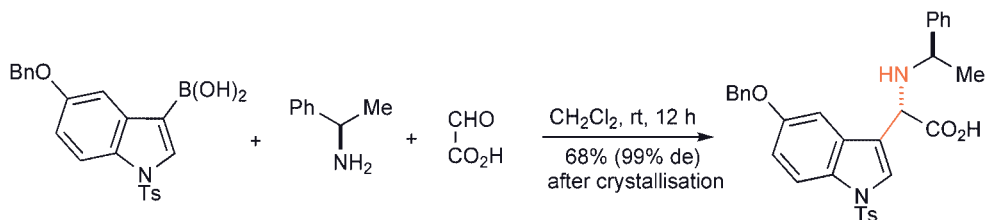
Minor methods for the synthesis of boronic acids involve transmetalation with silicon or mercury.⁸²



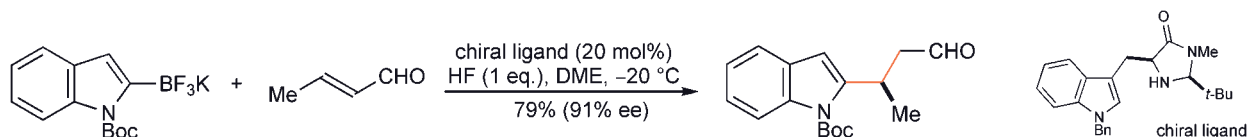
As is also true for silicon and tin compounds, the high stability of boronates, particularly cyclic esters, allows them to be incorporated into and carried through as substituents in a range of reaction types, such as the synthesis of pyrazole boronates for cross couplings (see 4.2.7.4).

In addition to the very important palladium-catalysed reactions, boronic acids undergo a number of useful reactions that do not require transition-metal catalysis, particularly those involving electrophilic *ipso*-substitutions by carbon electrophiles. The Petasis reaction involves *ipso*-replacement of boron under Mannich-like conditions and is successful with electron-rich heterocyclic boronic acids. A variety of quinolines and isoquinolines, activated by ethyl pyrocarbonate, have been used as the ‘Mannich reagent’.⁸³ A Petasis reaction on indole 3-boronic acids under standard conditions was an efficient route to very high de α -indolyglycines.⁸⁴





Furan and indole trifluoroborates undergo HF-catalysed *ipso*-substitution reactions with enones, which can also be made highly enantioselective.⁸⁵

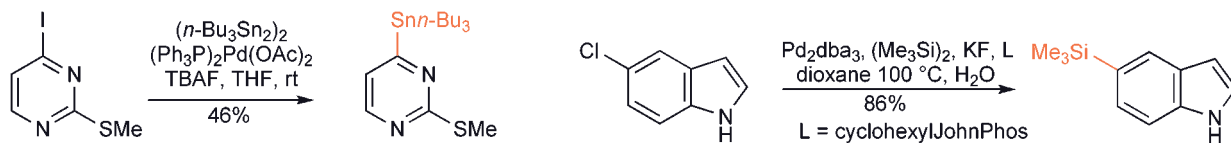


A long-standing reaction is the oxidation of aryl boronic acids to 'phenols' by alkaline peroxide, usually in the work-up of a borate-organolithium reaction, without isolation of the boronic acid, i.e. an efficient $\text{ArBr} \rightarrow \text{ArOH}$ conversion. A variant under milder conditions uses sodium perborate (for the conversion of 5-bromopyrimidines),⁸⁶ and, using oxone, oxindoles can be prepared from 1-Boc indoles *via* direct 2-lithiation.⁸⁷

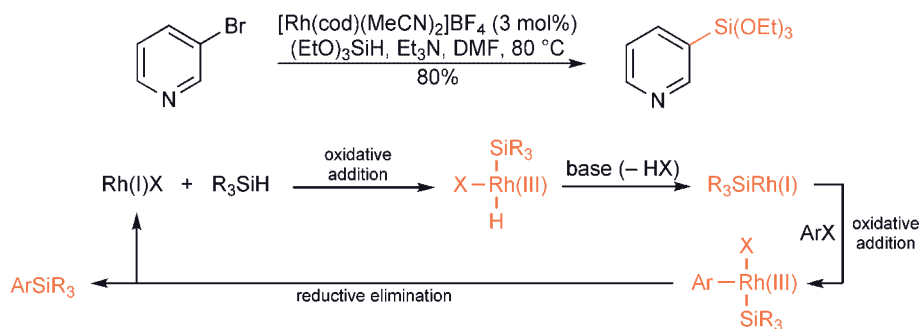
4.1.6 Silicon⁸⁸ and Tin⁸⁹

(CAUTION: see the discussion of organotin toxicity on page 67)

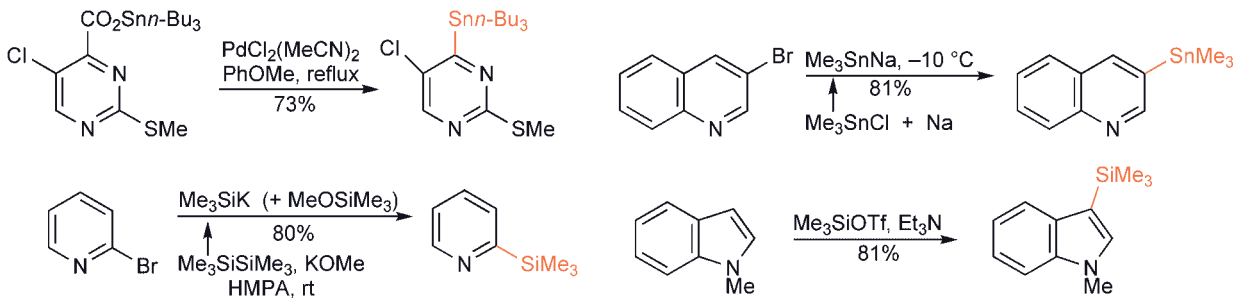
Silicon and tin compounds have many similarities to organoborons, both in preparation, stability and reactivity. Reaction of organolithiums with silyl and stannyl halides is straightforward, and the preparations *via* palladium-catalysed reactions of distannanes⁹⁰ and disilanes with aryl halides exactly follow the boron analogues, though coupling with hexaalkyldisilanes requires rather more vigorous conditions.⁹¹ The disilane method can be used for the preparation of trimethylsilyl compounds from aryl chlorides⁹² and dimethylsilanols for cross couplings.⁹³



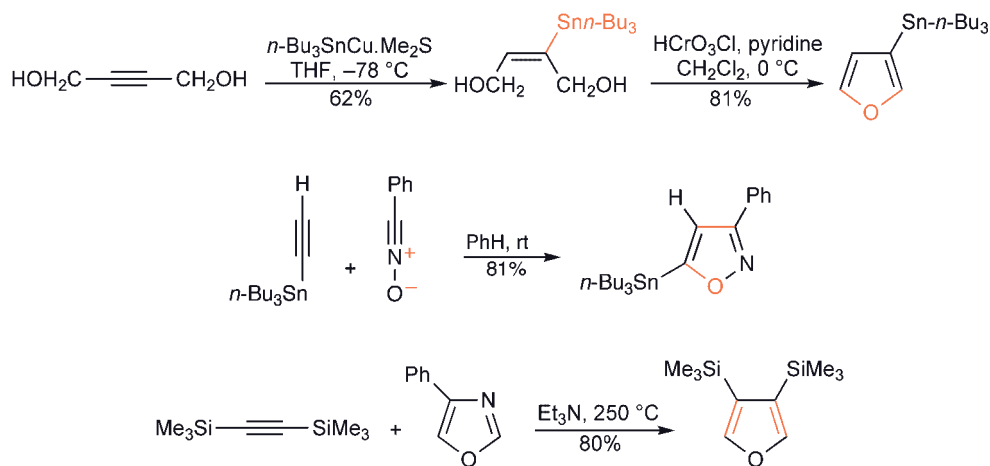
Aryl silicon compounds can be prepared by metal-catalysed reaction of halides with silanes, as in the rhodium-catalysed reaction below.⁹⁴ The mechanistic details of this reaction (probably) differ from the palladium-catalysed borane reaction. (NOTE: triethoxysilane is extremely toxic!)



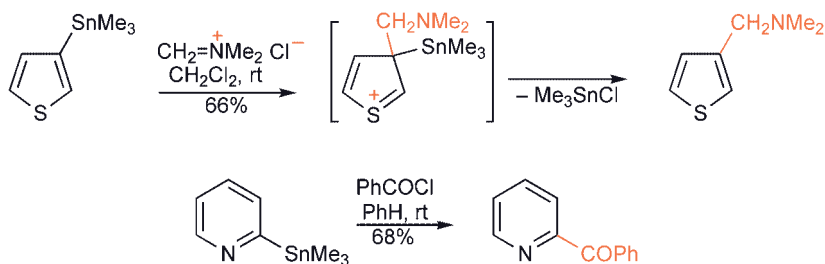
Useful alternative preparations of stannanes include palladium-catalysed decarboxylation of stannyl esters.⁹⁰ Trialkylstannyl and trialkylsilyl anions are highly reactive and will displace halogen without the use of a catalyst.⁹⁵ It is possible to directly silylate indoles and pyrroles *via* electrophilic substitution.⁹⁶



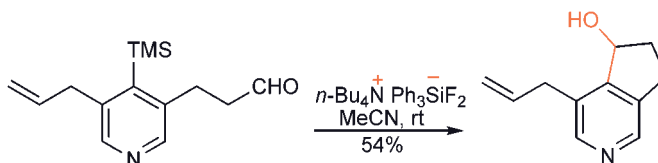
The relatively high stability of carbon-silicon/-boron/-tin bonds allows the ‘metal’ to be carried through many heterocyclic syntheses as an inert substituent: some examples are shown below.⁹⁷



Silicon and tin are both subject to *ipso*-replacement by electrophiles, *via* an electrophilic addition/metal elimination mechanism analogous to other aromatic substitutions, but at a much faster rate than the corresponding replacement of hydrogen.⁹⁸ *Ips*o-substitutions also take place on heterocycles and, in the case of electron-rich systems, probably *via* the same type of mechanism.



4-Trimethylsilyl-pyridines will also react with aldehydes under fluoride catalysis; an intramolecular example is shown below.⁹⁹



4.1.7 Mercury¹⁰⁰

Only Hg(II) compounds are of interest in the current context and they can be prepared by exchange reactions of other organometallics with mercuric salts or, more usefully from the heterocyclic viewpoint, by direct electrophilic mercuration with mercuric salts, particularly mercuric acetate.

There is a lot of information on the mercuration of heterocycles in the old literature,¹⁰¹ but it is seldom used nowadays due to the major disadvantages of toxicity and associated waste management; it can be, however, a very useful reaction. The advantages of mercuration are that it can be carried out in hydroxylic and acidic solvents and in the presence of air, and that mercury in the product is easily replaced by *ipso*-substitution with other electrophiles, such as halogens, and gives boronic acids by reaction with borane.

There is a differential reactivity to nitrogen heterocycles between Hg(II) and other types of electrophile, such as bromine, possibly due to a weaker coordination of the mercuric ion to a ring nitrogen; for example mercuration is more successful in electrophilic substitutions for oxazoles. In both oxazoles and thiazoles, the preferred position for mercuration is C-5,¹⁰² but in the latter, trimercuration occurs quite readily.

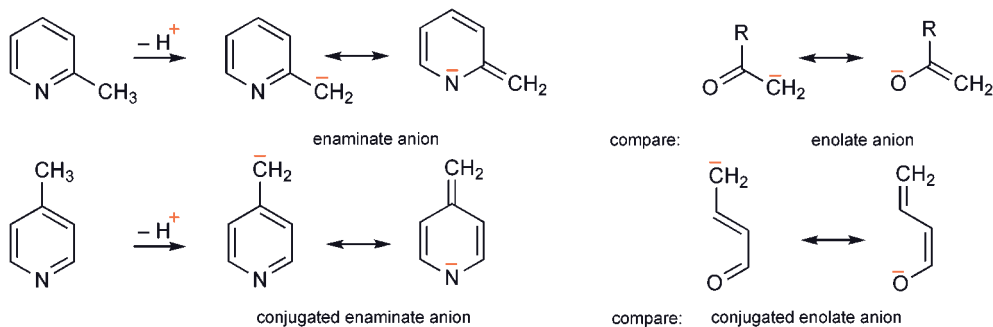
4.1.8 Palladium

Organopalladium compounds can be prepared by electrophilic palladation, oxidative addition to aryl halides or reaction of Pd(II) with organometallic reagents. These transformations are all vital for the palladium-catalysed reactions discussed later in this chapter.

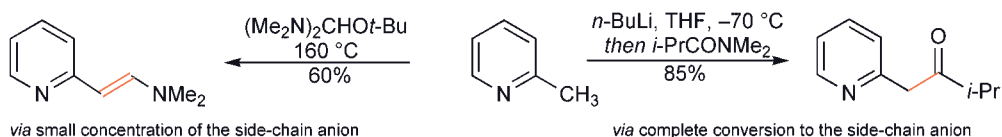
4.1.9 Side-Chain Metallation ('Lateral Metallation')¹⁰³

4.1.9.1 Side-Chain Metallation of Six-Membered Heterocycles

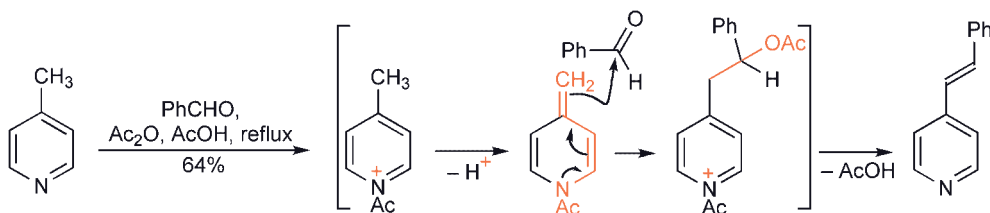
Anions that are immediately adjacent to the ring on alkyl side-chains are subject to varying degrees of stabilisation by interaction with the ring. The most favourable situation is where the side-chain is linked directly to a C=N, as in the 2- and 6-positions of a pyridine, or at a 4-position of a pyridine. Such anions are stabilised in much the same way as an enolate (conjugated enolate). We use the word 'enamine' to describe this nitrogen-containing, enolate-like anion.



Quantitative measures for some methyl deprotonations are: 2-methylpyridine (pK_a 34), 3-methylpyridine (pK_a 37.7), 4-methylpyridine (pK_a 32.2), 4-methylquinoline (pK_a 27.5).¹⁰⁴ These values can be usefully compared with those typical for ketone α -deprotonation (19–20) and toluene side-chain deprotonation (~41). Thus, strong bases can be used to convert methyl-pyridines quantitatively into side-chain anions, however the enolate-like stabilisation of the anion is sufficient that reactions can often be carried out using weaker bases under equilibrating conditions, i.e. under conditions where there is only a small percentage of anion present at any one time. It may be that under such conditions, side-chain deprotonation involves *N*-hydrogen-bonded or *N*-coordinated pyridines.

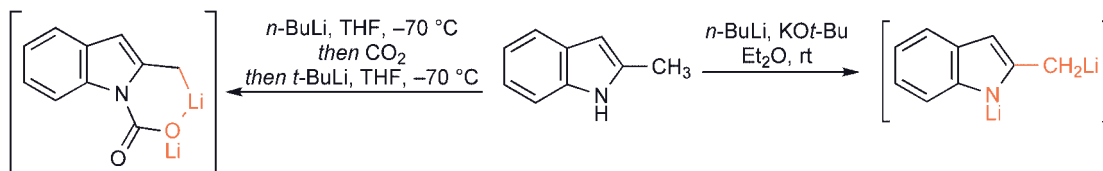


An alternative means for effecting reaction at a side-chain depends on a prior electrophilic addition to the nitrogen: this acidifies further the side-chain hydrogens, then deprotonation generates an enamine or an enamide, each being nucleophilic at the side-chain carbon; the condensation of 4-picoline with benzaldehyde using acetic anhydride illustrates this.

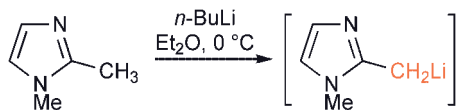


4.1.9.2 Side-Chain Metallation of Five-Membered Heterocycles

The metallation of a side-chain on a simple five-membered heterocycle is much more difficult than in the six-membered series, because no enamine stabilising resonance is available. Nonetheless, it also is selective for an alkyl adjacent to the heteroatom, because the heteroatom acidifies by induction. Relatively more forcing conditions need to be applied, especially if an *N*-hydrogen is present,¹⁰⁵ but an elegant method has been developed for indoles, in which the first-formed *N*-anion is blocked with carbon dioxide, the lithium carboxylate thus formed then neatly also facilitating 2-methyl lithiation by intramolecular chelation; this device has the further advantage that, following reaction of the side-chain anion with an electrophile, the *N*-protecting group is removed simply, during aqueous processing.¹⁰⁶

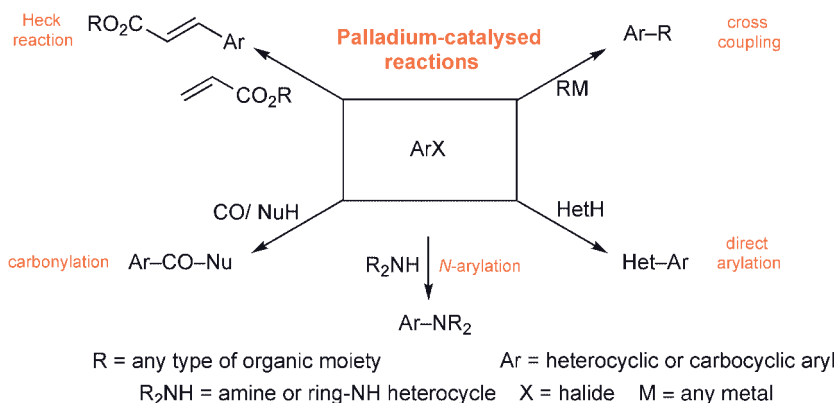


Side-chains at C-2 on 1,3-azoles are activated in a manner analogous to pyridine α -alkyl groups, and can be metallated, but more care is needed to avoid ring metallation.¹⁰⁷



4.2 Transition Metal-Catalysed Reactions¹⁰⁸

Transition-metal-catalysed reactions are probably the most important area in synthetic organic chemistry and they have been used extensively in both the ring synthesis and the functionalisation of heterocycles. As well as completely new modes of reactivity, variants of older synthetic methods have been developed using the milder and more selective processes that attach to the use of transition-metal catalysts. Although this section is devoted to reactions catalysed by a range of transition metals, palladium-catalysed processes vastly outnumber the others (Ni, Rh, Cu, Fe). Therefore, the following discussions will be concerned with palladium-catalysed processes, with occasional diversions, where appropriate, into other metals. In fact, many of the processes and mechanistic details of the ‘minor’ metals are very similar to those of palladium.

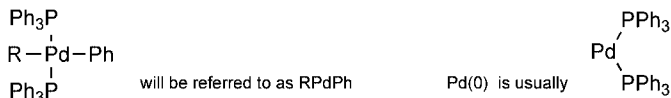


In general, heterocyclic compounds undergo palladium-catalysed reactions in ways exactly analogous to carbocycles; heterocyclic sulfur and nitrogen atoms seldom interfere with these (homogeneous) palladium catalysts, which must be contrasted with the well-known poisoning of hydrogenation catalysts, such as palladium metal on carbon, by sulfur- and nitrogen-containing molecules.

Palladium-catalysed processes typically utilise only 1–5 mol% of the catalyst and proceed through small concentrations of transient palladium species: there is a sequence of steps, each with an organopalladium intermediate, and it is important to become familiar with these basic organopalladium processes in order to rationalise the overall conversion. Concerted, rather than ionic, mechanisms are the rule, so it is misleading to compare them too closely with apparently similar classical organic mechanisms, however curly arrows can be used as a memory aid (in the same way as one may use them for cycloaddition reactions), and this is the way in which palladium-catalysed reactions are explained in the following discussion. (For convenience, an organometallic component can be referred to as the *nucleophilic partner* and the halide as the *electrophilic partner*, but this should not necessarily be taken to imply reactivity as defined in classical chemistry. Also, references to ‘the halide’ should be understood to include all related substrates, such as triflates.)

4.2.1 Basic Palladium Processes

NOTE: For clarity, ligands that are not involved in the transformation under consideration are omitted from the following schemes, however it is important to understand that most organopalladium compounds normally exist as 4-coordinate, square-planar complexes, although the more reactive key intermediates may have lower degrees of coordination. The equilibration of these various degrees of ligand binding plays an important role in the overall reaction sequences, both in the individual reactions and in *cis–trans* isomerisation of the square planar complexes. Ligands are major determinants of the rates of all the individual steps and can be ‘tailored’ for specific purposes.

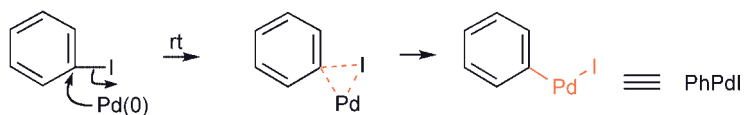


Despite an apparent similarity between RPdX and RMgX , their chemical properties are very different. The former are usually stable to air and water, and unreactive to the usual electrophilic centres, such as carbonyl, whereas RMgX do react with oxygen, water and carbonyl compounds.

4.2.1.1 Concerted Reactions

Oxidative Addition

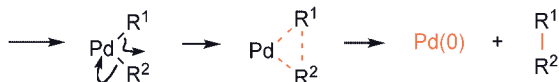
Aromatic and vinylic halides react with Pd(0) to give an organopalladium halide: aryl(or alkenyl) PdHal . This is formally similar to the formation of a Grignard reagent from magnesium metal, Mg(0) , and a halide, but mechanistically, a concerted, direct ‘insertion’ of palladium into the carbon–halogen bond is believed to be involved. The ease of reaction: $\text{X} = \text{I} > \text{Br} \sim \text{OTf} \gg \text{Cl} \gg \text{F}$, explains why chloro and fluoro substituents can normally be tolerated, not interfering in palladium-catalysed processes, however the use of highly reactive catalysts does allow the use of chloro compounds as substrates for these reactions. As a simple illustration, $\text{Pd(PPh}_3)_4$ reacts with iodobenzene at room temperature, but requires heating to 80°C for a comparable insertion into bromobenzene. Although alkyl halides will undergo oxidative addition to Pd(0) , the products are generally much less stable.



Oxidative addition involves a concerted nucleophilic-like attack by Pd(0) , but differs from a standard two-step aromatic nucleophilic displacement in that direct attack at the carbon–halogen bond occurs and mesomeric stabilisation of an intermediate is not involved. That being said, those same mesomeric relationships do contribute, together with inductive effects, to the total electron density at the carbons involved and, all other things being equal, *the tendency is for oxidative addition to select the carbon with the lowest electron density*. In simple systems, there seems to be a good correlation with total electron density at carbon: pyridine, furan and thiophene show highest reactivity at C-2. In pyridines, for oxidative addition, the order is $\text{C-2} > \text{C-4} > \text{C-3}$, whereas for nucleophilic displacement it is $\text{C-4} > \text{C-2} > \text{C-3}$, showing the greater effect of induction at C-2 in the former.

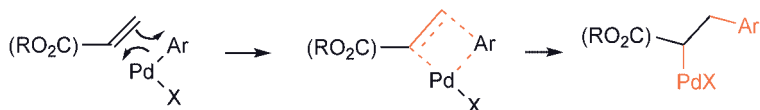
Reductive Elimination

Organopalladium species with two organic units attached to the metal, R^1PdR^2 , are generally unstable: extrusion of the metal, in a zero oxidation state, takes place, with the consequent linking of the two organic units. Because this is again a concerted process, stereochemistry in the organic moieties is conserved.



1,2-Insertion

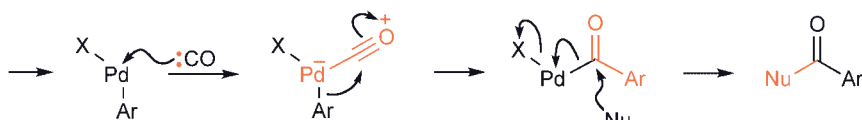
Organopalladium halides add readily to double and triple bonds in a concerted, and therefore *syn*, manner (via a π -complex, not shown for clarity).



This process works best with electron-deficient alkenes, such as ethyl acrylate, but will also take place with isolated or even with electron-rich alkenes. In reactions with acrylates, the palladium becomes attached to the carbon adjacent to the ester, i.e. the aromatic moiety becomes attached to the carbon β to the ester.

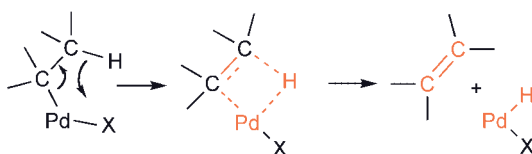
1,1-Insertion

Carbon monoxide, and isonitriles, will insert into a carbon–palladium bond, subsequent reaction with a nucleophile generates the product.



β -Hydride Elimination

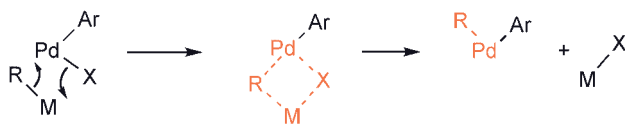
When a *syn* β -hydrogen is present in an alkylpalladium species, a rapid elimination of a palladium hydride occurs, generating an alkene. This reaction is much faster in RPdX than in R_2Pd and is the reason that attempted palladium-catalysed reactions of alkyl halides often fail.



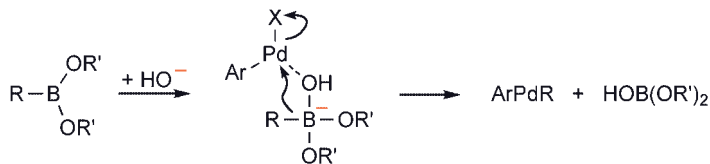
Transmetallation

Palladium(II) compounds, such as ArPdX and PdX_2 , generally react readily with a wide variety of organometallic reagents, of varying nucleophilicity, such as R_4Sn , RB(OH)_2 , RMgX and RZnX , transferring the R group to palladium with overall displacement of X. The details of the reactions are not fully understood and will vary from metal to metal, but a concerted transfer is probably the best means for their interpretation. It should be noted that the reactivity of these organometallic compounds towards palladium (or at least in the overall reaction) does not parallel their reactivity in nucleophilic additions, for example to carbonyl groups; indeed the less reactive metals (B, Sn) are generally the most effective.

The process probably involves coordination between the metal and the palladium *via* a bridging oxygen (boronic acids, silanols) or halogen (tin, zinc, magnesium), followed by internal transfer of the organic residue. The diagram shows a simple four-centre transition state, but more complex arrangements are possible.



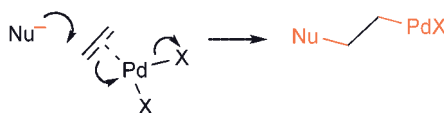
For boronic acids, coordination of the boron with a nucleophile, such as hydroxide, fluoride or an amine, giving a tetrahedral boronate anion, is necessary to drive transmetalation.



4.2.1.2 Ionic Reactions

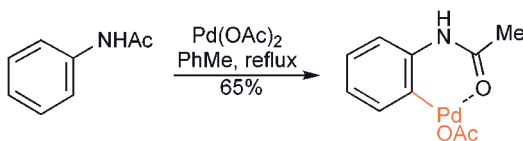
Addition to Palladium–Alkene π -Complexes

Like those of Hg^{2+} and Br^+ , Pd^{2+} –alkene complexes are very susceptible to attack by nucleophiles. In contrast to 1,2-insertion, this process exhibits *anti* stereospecificity.



Aromatic Palladation

In reactions like aromatic mercuration, palladium(II) compounds will metallate aromatic rings *via* an electrophilic substitution, hence electron-rich systems are the most reactive.¹⁰⁹ *ortho*-Palladation assisted by electron-releasing chelating groups has been used frequently.¹¹⁰

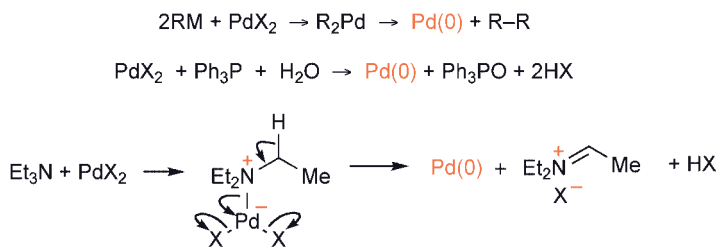


4.2.2 Catalysts¹¹¹

The catalyst (or catalytic system) is generally composed of a metal and a ligand – most commonly a phosphine, but sometimes an amine or imidazole carbene. For most reactions, the active catalyst is the zerovalent metal i.e. $\text{Pd}(0)$, and can be added as such, as a stable complex such as $\text{Pd}(\text{PPh}_3)_4$ – tetrakis(triphenylphosphine) palladium(0) – referred to colloquially as ‘tetrakis’.

On the other hand, a $\text{Pd}(\text{II})$ pre-catalyst, such as palladium acetate, together with a ligand (or as a pre-formed complex) can be used and has the benefit of better stability for storage.

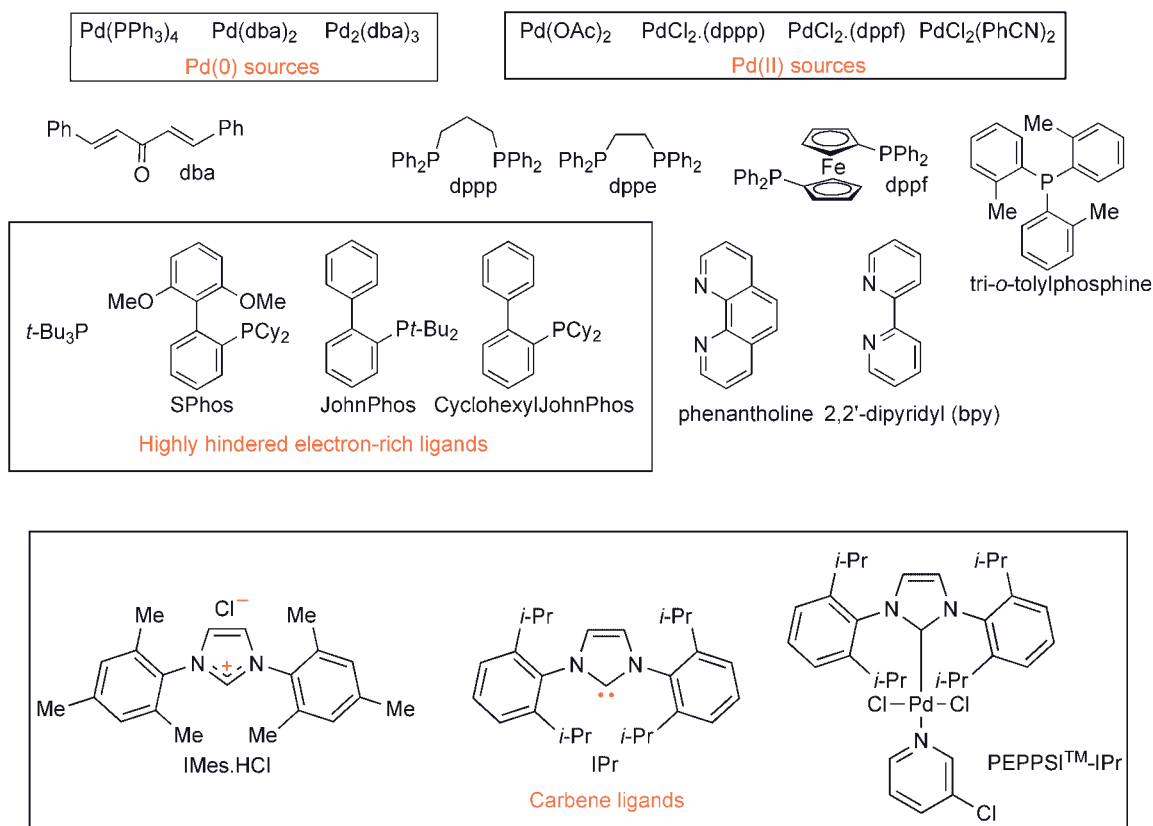
It is sometimes a cause of confusion that the added ‘catalyst’ is a $\text{Pd}(\text{II})$ compound, but it must be remembered that an initiation step – reduction of $\text{Pd}(\text{II})$ to $\text{Pd}(0)$ – is required before the catalytic cycle can start. This reduction is usually brought about by a component of the reaction, as shown below, but sometimes a separate reducing agent, such as DIBALH, can be used.



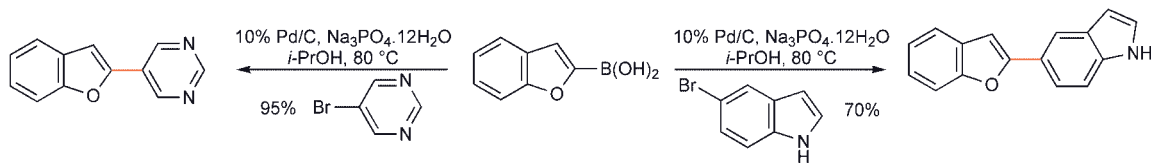
There are a very large number of catalyst systems in the literature and every new issue of a journal seems to contain yet more! Many of these catalysts have merit in specific situations, but a relatively small number will suffice for the large majority of reactions. For library synthesis, a single catalyst has to be generally active over a range of reactants, but not necessarily optimum for all. In more critical situations, such as scale-up, a variety of catalysts can be screened to optimise yields or other features of the reaction.

The ligand is the main variable in the catalyst system. Phosphines can be varied in steric bulk or in their donor strength, or finely tuned as chelating diphosphines. Alkyl groups on phosphorus increase the donor strength, increasing the electron density on the metal and thus the reactivity of the catalyst to less reactive substrates, such as chlorides. Steric bulk decreases the number of ligands that can coordinate to the metal atom, therefore increasing its reactivity. Tri-*o*-tolylphosphine is moderately bulky and moderate in its donor effects. Very bulky ligands that also contain alkyl groups on phosphorus, such as the (Buchwald–Hartwig) biphenyl compounds, form very powerful catalysts that are effective for poorly reactive substrates and can often be used at very low concentrations.

Carbene ligands are usually derived from very hindered imidazoles and are strong donors, so also form powerful catalysts. The carbenes themselves are very unstable to air, so are often generated *in situ* by reaction of precursor imidazolium salts with base. Alternatively, additionally stabilized preformed complexes, such as the 'PEPPSI' group (stabilized by the additional pyridine ligand) can be used.



Palladium on charcoal, in the presence of a phosphine, can be used as the catalyst in Sonogashira and Suzuki reactions,¹¹² but a phosphine-free method, shown below, is effective with a wide range of heterocyclic partners.¹¹³



NOTE: There are often descriptions in the literature of ‘ligand-free’ or ‘ligandless’ catalysts. What is usually meant is that a standard ligand, such as a phosphine or carbene, has not been added. There are always ligands present – a ligand can be halide, hydroxide, amines in the reacting molecule or solvents, such as water or THF, counter ions (if a Pd(II) compound is used), and so on. Moreover, halide anions have been shown to be very influential ligands.¹¹⁴

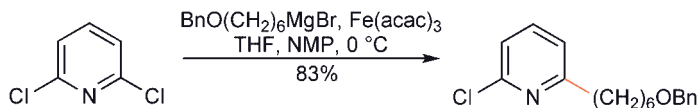
4.2.2.1 Additives

In addition to the catalyst and base (if required), the use of metal-salt additives is very common for enhancing cross coupling and other reactions. CuI is the most common additive and in many cases it may operate as an intermediate transmetallating agent: $RM \rightarrow RCu \rightarrow RPdR'$. In other cases, it has been said to remove excess phosphine, thus increasing the reactivity of the palladium. Ag₂O is sometimes used and may act by transmetallation or as a halide trap.

4.2.2.2 Less Common Catalysts

Iron, cobalt and manganese are effective catalysts for cross coupling and other reactions. They were studied in the very early days of transition-metal catalysis and are now being resurrected.¹¹⁵

Fe(III) salts catalyse the coupling of Grignard reagents with alkenyl and aryl halides. The mechanism is not fully understood, but probably resembles the standard palladium sequence, through either an Fe(0)–Fe(II) or an Fe(I)–Fe(III) cycle. A particular feature is that chlorides are superior, in terms of yield, to bromides and iodides as substrates. Triflates also give very high yields and couple selectively in the presence of chlorides. Heterocyclic examples include 6-chloropyridines, 4-chloropyrimidines, 6-chloro-1,3-dimethyluracil and 2-chloropyridines,¹¹⁶ and the dichloropyridine example below.¹¹⁷



Iron (FeCl₂·(py)₄) also catalyses Suzuki coupling,¹¹⁸ but this has not yet been applied to heterocycles.

Manganese(II) chloride (2–5 mol%) as the catalyst gave generally high yields in the coupling of Grignard reagents with 2- and 4-chloroquinolines, 1-chloroisoquinoline and 4-chloro-2-phenylquinazoline. Other substrates, which gave somewhat lower yields, included 2-chloropyrimidine, 6-chloropurine and 2-chlorobenzthiazole.¹¹⁹

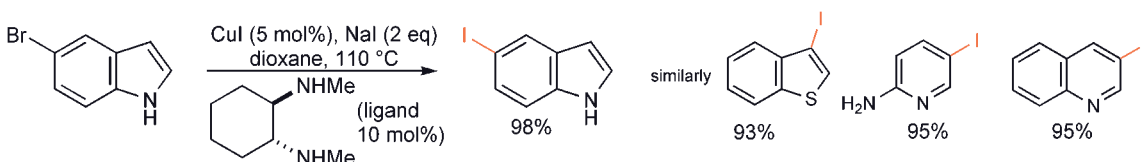
Cobalt(II) catalyses the coupling of Grignard reagents with chloropyridines¹²⁰ and of aryl cuprates with aryl halides.¹²¹ This reaction shows unusual substrate reactivity patterns and the mechanism is thought to involve a radical intermediate at the oxidative addition step.

4.2.3 The Electrophilic Partner; The Halides/Leaving Groups

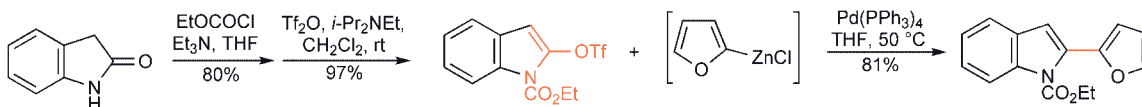
Finding a suitable electrophilic substrate is not usually very challenging as a wide range is generally available or readily prepared at any (carbon) position of all heterocyclic rings. The main additional consideration is occasional instability of the halide.

The most common leaving groups for these reactions are halides and triflates, but some useful alternatives for specific situations are described later. Bromide is usually the first choice, having sufficient

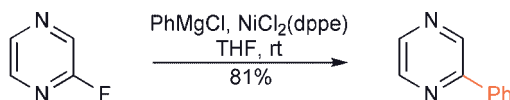
reactivity for use with the common catalyst–ligand combinations, and being readily available in many cases. Chlorides have advantages of availability and cost, but are more catalyst-dependent, although this is not too much of a problem following the advent of the hindered, electron-rich ligands, such as the Buchwald–Hartwig group and carbenes. Iodides may be required for relatively unreactive substrates or catalysts, but in the general case, this does not necessarily imply a better or faster overall reaction or outcome for all reactions, as the steps following oxidative addition may be less efficient in the presence of iodide ions. A very useful and general conversion of bromine to iodine can be carried out.¹²²



Oxy compounds are readily available for a number of ring systems and can be used as precursors for halides, but conversion into triflates or other oxygen-linked leaving groups is generally preferred. For example, oxindoles are very accessible sources of C-2 triflates as electrophilic indole components,¹²³ preparation of the 2-halides from the indole usually involving lithiation. In the example shown below, the *N*-protecting group is readily removed by potassium carbonate in methanol. An alternative 1-phenylsulfonyl protecting group can be used, but is more difficult to remove.¹²⁴ The isomeric C-3 counterpart can be a halide, prepared by direct electrophilic substitution, or the indoxyl triflate.¹²⁵



There are very few examples of fluoride acting as a leaving group in oxidative addition, although it is a very good leaving group in two-step aromatic nucleophilic substitution. The examples that are known are in electron-deficient systems and generally use nickel catalysts, exemplified by the reactions of fluoroazines with Grignard reagents.¹²⁶



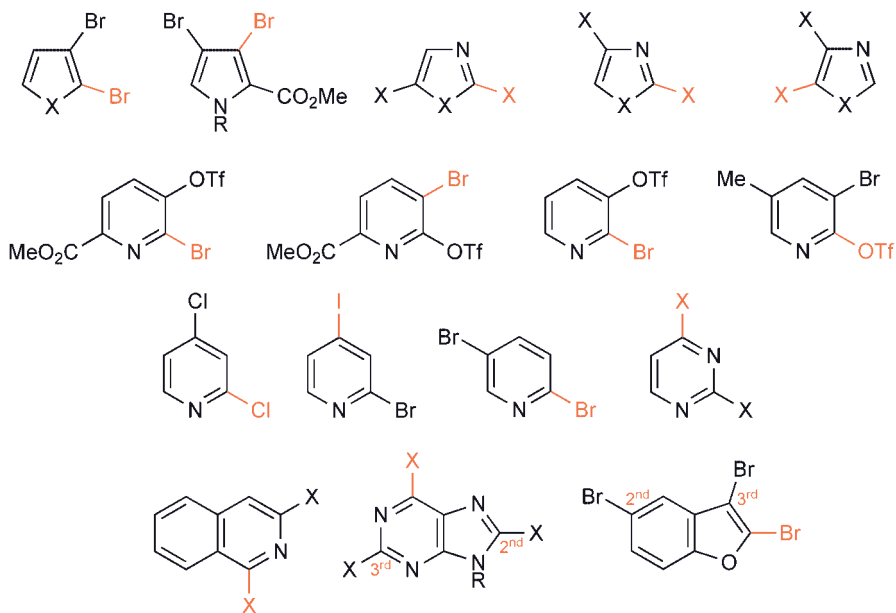
4.2.3.1 Leaving Group Selectivity¹²⁷

Achieving a selective coupling reaction involving just one particular halogen in a polyhalo-compound can be very useful synthetically. This can take two main forms – competition between identical halogens and between different halogens.

Selectivity in the coupling reaction is determined by selectivity in oxidative addition and normally the differences between halogens are dominant: $\text{I} > \text{Br} > \text{Cl}$. Triflate is usually more reactive than bromide, but it may not always override other effects (see the examples below). When the halogens are the same, differences in positional reactivity come into play. The tendency is for selective oxidative addition to occur at the carbon of lowest electron density and this can be determined by ^{13}C NMR spectroscopy.¹²⁸ Other effects may be involved, such as chelation or steric hindrance, particularly when there is competition between two otherwise identical halogens.

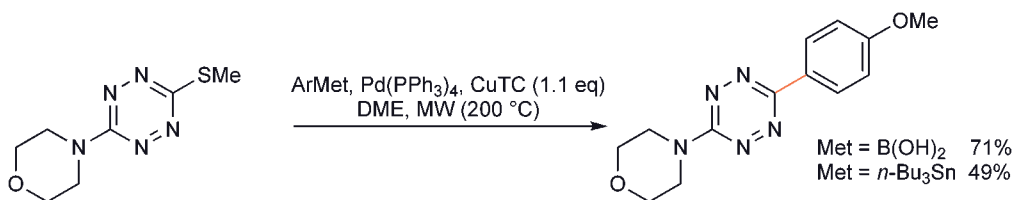
Although it is possible to predict the result from physical measurements and calculations, the patterns are well established experimentally for most heterocyclic systems. These general selectivity patterns for

the reactivity of leaving groups in palladium-catalysed reactions, and some interesting specific examples, are indicated below, the point of first reaction indicated in red. The differences between the two pairs of pyridine 2/3-bromo-3/2-triflates are intriguing, one set seeming to be position selective and the other leaving-group selective. Further specific examples will be found later, in the sections dealing with the particular ring systems.



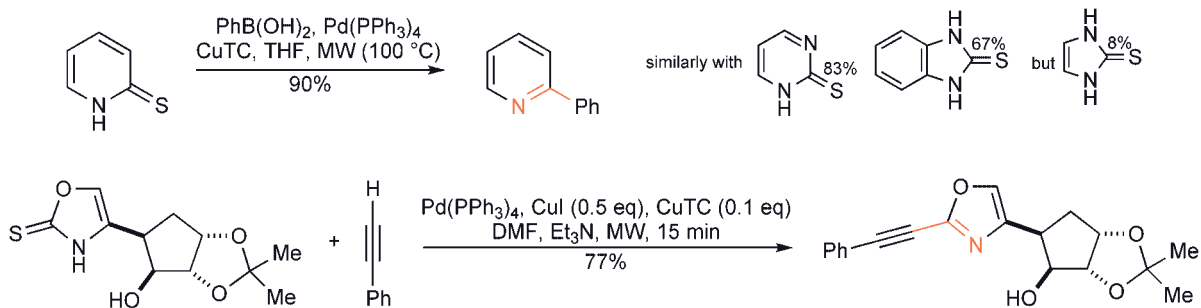
4.2.3.2 Less Common Leaving Groups

Methylthio is a good leaving group in Pd-catalysed cross couplings of azines (pyridine, pyrimidine, pyrazine) with benzylzinc reagents. The reaction is also successful for 2-methylthiobenzimidazole and -benzthiazole. In pyrimidines, the reaction shows high selectivity for C-2 over C-4; the corresponding sulfones are much less reactive – the reverse of nucleophilic substitutions.¹²⁹ Methylthio-1,2,4,5-tetrazines are good electrophilic partners for boronic acid and stannane couplings, if a thiophilic copper additive (CuTC) is used to activate-capture the thiolate leaving group.¹³⁰ An unusual feature in this method is that exactly the same conditions are used for the reactions of both boronic acids and stannanes, with no base being required for the former.

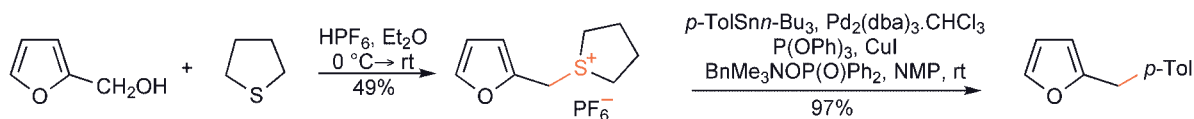


A similar method has been used for boronic acid couplings of 3-methylthio-1,2,4-triazine, using Cu(I) 3-methylsalicylate as the additive¹³¹ and for Stille couplings of a wider range of heterocyclic substrates.¹³²

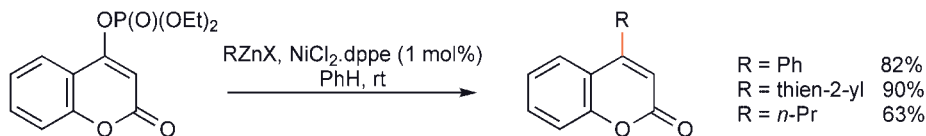
Even thiones react similarly with boronic acids¹³³ and also in the Sonogashira reaction, where less than one equivalent of copper was required, as the sulfur is eventually converted into Et₃N·H₂S.¹³⁴



Benzylic-type sulfonium salts derived from thiophene-2- and 3- and furan-2-methanols, where halides are not stable, have been used as substrates for Suzuki, Stille and Negishi couplings. The 1-Boc-pyrrole-2-methanol analogue was only successful in Stille couplings. An important feature of this method is that triphenyl phosphite was required as the ligand to overcome the problem of reaction of the usual phosphine ligands with the sulfonium salts.¹³⁵



Phosphates are useful milder alternative leaving groups, for example in coumarins,¹³⁶ and furans and indolizines.¹³⁷



Other fluorinated sulfonates, such as nonaflates ($\text{ArOSO}_2\text{C}_4\text{F}_9$), can be used as substitutes for triflates and are said to be less susceptible to S–O bond cleavage by nucleophiles.¹³⁸

Malonate anion, with a palladium catalyst, displaces the acetoxy of 3- and 4-(acetoxymethyl)quinolines, probably *via* a three-centered benzylic equivalent of a π -allyl complex. The reaction fails with the 2-isomer, but also works with the 3- and 4-(1-acetoxyethyl) compounds and 4-(1-acetoxyethyl)isoquinoline.¹³⁹

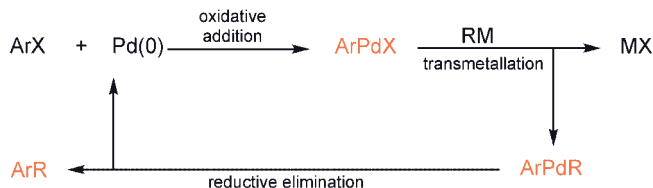
4.2.4 Cross-Coupling Reactions



Cross-coupling reactions¹⁴⁰ – the reaction of a (hetero)aryl halide (ArX), or its equivalent, with an organometallic reagent (RM), resulting in the formation of a carbon–carbon bond – are undoubtedly the most widely used transition-metal-catalysed reactions in general organic and heterocyclic chemistry.

4.2.4.1 Mechanism

The catalytic cycle for all these reactions is: (i) oxidative addition, (ii) transmetalation and (iii) reductive elimination to regenerate $\text{Pd}(0)$. However, the reaction conditions required can vary dramatically for different metals, as can compatibility with functional groups. Boron and silicon reagents require the presence of a base and the transmetalations take place *via* anionic intermediates, while tin, zinc and magnesium transmetalations probably go *via* neutral halogen-bridged species.



4.2.4.2 Side Reactions

A number of side reactions may occur in cross-coupling experiments and can sometimes consume a considerable proportion of the reactants:

- Reduction of the halide: $\text{ArX} \rightarrow \text{ArH}$
- Protonolysis of the organometallic: $\text{RM} \rightarrow \text{RH}$
- Homo-coupling of the halide: $\text{ArX} \rightarrow \text{Ar-Ar}$
- Homo-coupling of the organometallic: $\text{RM} \rightarrow \text{R-R}$
- Transfer of groups from the ligand (particularly Ph from Ph_3P): $\text{ArX} \rightarrow \text{ArPh}$
- Oxidation of the organometallic (particularly boronates), by air or peroxides: $\text{RM} \rightarrow \text{ROH}$.

The mechanisms of some of these side reactions are not always clear, particularly the source of the reducing agent in (a) and (c). It is possible that radical reactions may sometimes be involved. Homo-coupling of the organometallic (d) will always occur to some extent if a pre-catalyst-Pd(II) is used. Homo-coupling of the halide (c) is sometimes desired and can be achieved efficiently by using a Pd catalyst in the presence of a reducing agent, such as indium.¹⁴¹

An example of transfer of the phenyl group from triphenylphosphine (e) is seen in the coupling of the phenyldiethanolamine ester of 2-pyridylboronic acid, where this side reaction represents about 20% of the product, however using tri-*o*-tolylphosphine circumvents the problem (4.2.7.6).

4.2.5 The Nucleophilic (Organometallic) Partner

The preparations of the various types of organometallic compounds that can be used as cross-coupling partners are described earlier in this chapter. Most magnesium and zinc compounds have to be prepared, then used, as needed. However, boronates (i.e. boronic acids and esters), stannanes and silanes are much more stable to air and water, and many of them can be stored for long periods.

A large number of heterocyclic boronates and, to a lesser degree, stannanes are available commercially. Included in the suppliers' lists are many compounds, the preparations and properties of which do not appear in the literature. They are often noted in papers just as reagents for syntheses of libraries for biological testing and, although this may be a practical approach, it is scientifically unsatisfactory because there is no 'trail' of characterization, particularly as some of these compounds, for example azine α -boronates, are significant from a theoretical viewpoint.

Other than ability to perform the required reaction, factors to be taken into consideration when choosing the organometallic include functional group compatibility, selectivity and reaction conditions. When considering scale-up, disposal of metal residues, particularly tin and zinc, and by-products of other additives, such as fluoride, can be significant problems.

Grignard and zinc reagents require dry, generally non-polar, solvents, the main difference between the two being that zinc organometallics are much more tolerant of functional groups than are Grignard reagents. However, some zinc reagents may have a relatively low solubility in solvents such as THF, which can result in slow reactions. Stille reactions are usually carried out in non-aqueous solvents, but the reagents are quite stable to water and some mono-organotin reactions can be carried out in aqueous solution. The major problems with tin reagents are toxicity and removal of organotin impurities from the product. Boronic acid (and their trifluoroborate equivalent) couplings are very tolerant to a variety of conditions and

functional groups, and can be conducted in aqueous and non-aqueous conditions, and with a variety of bases: aqueous bases of various strengths, anhydrous bases in non-polar solvents, triethylamine in DMF, and so on. Silanes can be a useful substitute for boronic acids, but do not have the large range of conditions or availability of reagents.

Carbanionic reagents, such as enolates and cyanide can also be used in place of the organometallic component.

4.2.5.1 *The Cross-Coupling Reactions*

There are a number of ‘named reactions’, which are specific to the organometallic used and, in chronological order of introduction, these are:

Kumada–Corriu (Grignard reagents) (1972)

Sonogashira (*in situ* copper acetylides) (1975)

Negishi (zinc reagents) (1977)

Stille (tin reagents) (1977)

Suzuki–Miyaura (boron reagents, particularly boronic acids) (1979)

Hiyama–Denmark (silicon reagents) (1988).

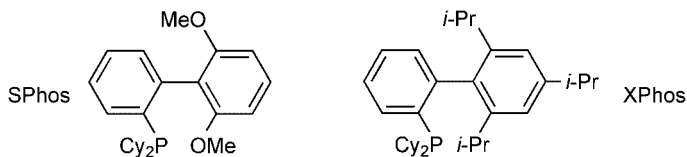
The Suzuki–Miyaura reaction is certainly the most widely used, but each of the others has its own particular advantages (and in some cases disadvantages!). Other metals, such as aluminium,¹⁴² zirconium¹⁴³ and indium¹⁴⁴ are occasionally used in variants of Kumada/Negishi-type reactions.

*The Suzuki–Miyaura Reaction*⁷³

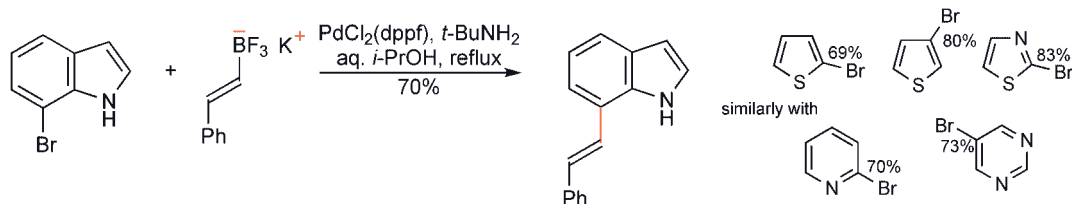
(This process is sometimes referred to simply as the ‘Suzuki reaction’.) Boronic acids are by far the most versatile coupling partners, and most suited to combinatorial chemistry and library synthesis due their stability, ease of handling and ease of removal of by-products on work-up. They are generally considered to have low toxicity, although they may have some enzyme-inhibiting activity. The cyclic esters may be preferred for enhanced stability and consistent stoichiometry. The corresponding trifluoroborates¹⁴⁵ show even greater stability.

The Suzuki reaction usually involves heating the boronic acid (or ester), halide, catalyst and a base in a suitable solvent. The presence of base is crucial, but it can vary from very weak to strong. The original, and still popular, conditions use Pd(PPh₃)₄ as catalyst, with aqueous base and an immiscible solvent, such as toluene with ethanol,¹⁴⁶ but DME is an advantageous solvent in some cases.¹⁴⁷ Dioxane is also a popular solvent and anhydrous bases, such as potassium phosphate, can be beneficial, particularly when deboronation is a problem. Triethylamine in DMF is also a useful base–solvent combination.¹⁴⁸

Two biphenyl-derived phosphines (shown below) are proposed¹⁴⁹ as effective ligands for general heterocyclic Suzuki couplings, covering a wide range of ring systems, both as boronic acids and/or the halide component. Examples include thiophene-2- and -3-boronates, pyrrole-2- and -3-boronates, furan-2-boronates, indole-5-boronates and pyridine-3- and -4-boronates.



The use of trifluoroborate salts in couplings,¹⁵⁰ which are very easily prepared from boronic acids by reaction with KHF₂, is a useful variant of the Suzuki reaction. These salts have the advantage of enhanced (often considerably) stability compared to boronic acids and this is particularly notable for alkenyl compounds, which can be stored for a considerable time. The coupling conditions are very similar to those for boronates and are applicable to a wide range of heterocyclic substrates,^{149,151,152}

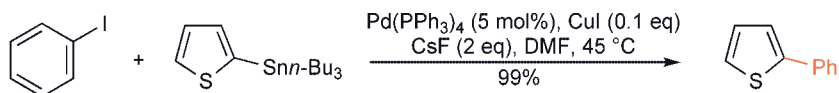


Very few functional groups interfere with boronate couplings, but free NH, either in the ring or attached to it, is sometimes said to block the reaction. In other cases, for no obvious reason, there is no problem, for example unprotected 2-chlorobenzimidazole couples nicely, under microwave conditions, with a variety of aryl boronic acids and aryl trifluoroborates, the latter being the favoured reagents.¹⁵³ 3-Amino-2-chloropyridine does not react with phenylboronic acid, but gives high yields after protection of the NH_2 as the acetyl derivative (86%) or as the benzylidene compound (90%).¹⁵⁴ On the other hand, a number of unprotected amino-chloro-pyridines and -pyrimidines undergo Suzuki couplings in high yield, using a highly hindered ferrocenylphosphine ligand.¹⁵⁵

The Stille Reaction^{89,156}

The Stille coupling involves heating a halide, a stannane and a catalyst in a suitable solvent, such as toluene or DMF. No base is required. The conditions are relatively straightforward, with little overall variation, apart from the catalyst. However, if a triflate is used instead of a halide, the reaction may not succeed, as transmetalation of aryltin compounds with arylpalladium triflates is often difficult. Addition of a halide source, such as lithium chloride, usually solves this problem as it allows the formation of the arylpalladium chloride, which can undergo transmetalation.

The combination of CsF with CuI is said to work synergistically to enhance reactivity over a range of coupling partners in general Stille couplings.¹⁵⁷ In this method, $\text{Pd}(\text{PPh}_3)_4$ is the preferred catalyst for iodides and triflates, and PdCl_2 plus $t\text{-Bu}_3\text{P}$ the preferred catalyst for chlorides and bromides.



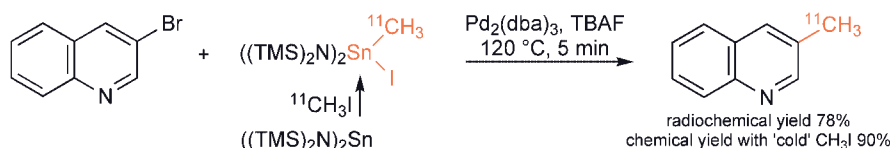
Organotin reagents have the advantage of greater stability compared to boronates in certain situations, for example they resist protodemetalation better at the 2-position of 1,3-azoles. In these cases the boronates are unknown, but the tin derivatives are easily prepared and couple well.

The Stille reaction is a fine synthetic method, but substantial problems are associated with the use of organotin compounds. Trialkyltin reagents and their by-products show a range of toxic effects.¹⁵⁸ In particular, *trimethyltin derivatives are potent neurotoxins that are readily absorbed through the skin and require extreme care in handling.* Tri-*n*-butyltin derivatives are considerably less toxic than trimethyltin, but may show enzyme-inhibiting and immunological effects. Organotin compounds generally are very damaging to the environment, particularly in watercourses, even at very low levels. Because of this, there are severe controls on their release in aqueous effluents.

In addition, it is notoriously difficult to remove traces of organotin reagents and by-products from the product of a reaction. Although purification to a level that is very satisfactory from a chemical viewpoint (<0.1% i.e. 1000 ppm Sn) may be possible, this amount is potentially very important biologically and if used in synthesis for biological screening, there is a possibility that these levels could significantly affect the results. Modified techniques, such as the use of solid-supported¹⁵⁹ or fluororous tin reagents can help to minimise residues.

The use of mono-organotin compounds, which have much lower toxicity, for couplings offers major potential advantages, but further development of this area is required. Phenyltrichlorotin couples with

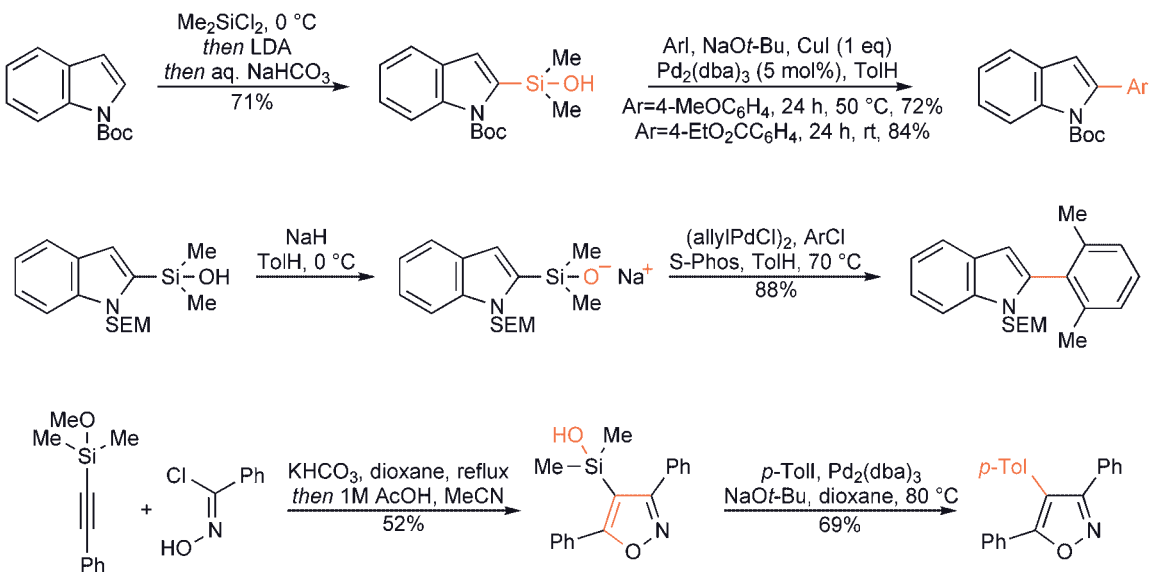
some halo-heterocyclic substrates in aqueous solution, using palladium and a water-soluble ligand, the reacting species actually being the trihydroxytin compound produced by hydrolysis.¹⁶⁰ A promising method uses bis-(silylamino)tin reagents, prepared by the reaction of a commercially available Sn(II) compound with halides.¹⁶¹ A notable application of this method is the efficient transfer of $^{11}\text{CH}_3$ in couplings with several bromo-quinoline isomers.¹⁶²



The Hiyama–Denmark Reaction

Several types of organosilicon compounds can be used in cross coupling, fluoride usually being required to activate the silicon for the transmetallation in the earlier examples. Silanols are newer and more versatile reagents, in particular dimethylsilanols, which are used with bases – either reversible (alkoxides and cesium carbonate) or irreversible (sodium hydride and sodium hexamethyldisilazide). In the latter case, the silanolate salts can be isolated and stored.¹⁶³

A range of 2-dimethylsilanol derivatives of *N*-protected and substituted indoles, *N*-Boc-pyrrole, furan and thiophene couple in high yields with iodides, bromides and chlorides, the latter two requiring the use of highly activating ligands, such as SPhos.¹⁶⁴ Isoxazolyl silanols are readily available *via* cycloaddition ring synthesis and couple well.¹⁶⁵ Other conditions for silanol couplings include $\text{Pd}(\text{PPh}_3)_4$ with silver oxide and catalytic TBAF.¹⁶⁶

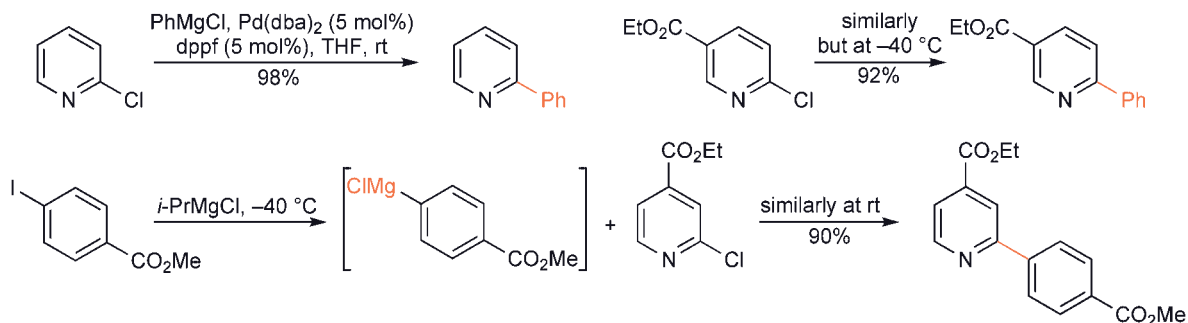


Aryltrimethoxysilanes, for use in cross couplings,¹⁶⁷ can be prepared by a palladium-catalysed reaction of aryl iodides with trimethoxysilane,¹⁶⁸ *but this silane is extremely toxic!*

Trimethylsilyl compounds generally do not react in attempted cross couplings, but 2-trimethylsilylpyridines will react in the presence of TBAF and silver oxide.¹⁶⁹ Also, 2-trimethylsilylpyridines containing chloro, fluoro or methoxy substituents will couple in the presence of a CuI additive.¹⁷⁰

The Kumada–Corriu Reaction¹⁷¹

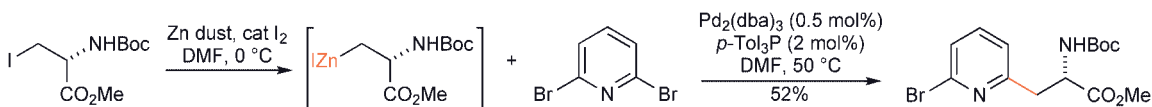
Grignard reagents are easy to prepare on a large scale, but they are incompatible, at least under standard conditions, with many functional groups, and even add to the rings of the more reactive azines. However, efficient couplings of a wide range of halo-heterocycles can be carried out, for example α -chloro- and -bromo-, and β -bromo-azines with phenylmagnesium chloride, as shown below. Moreover, the preparation and coupling of some functionalised Grignards can also be carried out by maintaining low temperatures.¹⁷²



2-, 3- and 4-Tri(quinoly)magnesates (Q_3MgLi), prepared by bromine exchange with $n-Bu_3MgLi$, give moderate yields in cross couplings with heteroaryl bromides.¹⁷³

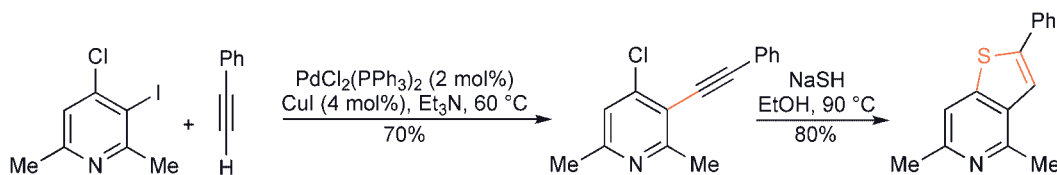
The Negishi Reaction¹⁷⁴

Zinc reagents are more tolerant of functional groups than Grignard reagents and they can be used to introduce quite complex alkyl chains (which is difficult to do with the other organometallics), as demonstrated by the example below.¹⁷⁵ When used as a heterocyclic organometallic component, zinc reagents can be prepared with relative ease at practically any position of any heterocyclic ring.

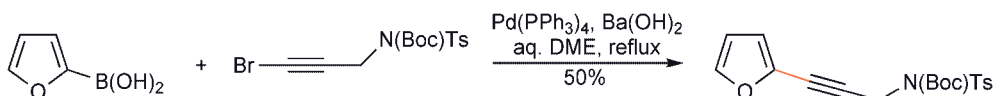


The Sonogashira Reaction

A typical Sonogashira reaction involves heating an aryl halide, catalyst and a terminal alkyne with cuprous iodide and triethylamine. This reaction does not require the preparation of an organometallic reagent, because transmetalation occurs *via* an alkynylcopper, formed *in situ*. The main use of the Sonogashira reaction in heterocyclic chemistry is probably for the synthesis of intermediates for ring synthesis.¹⁷⁶

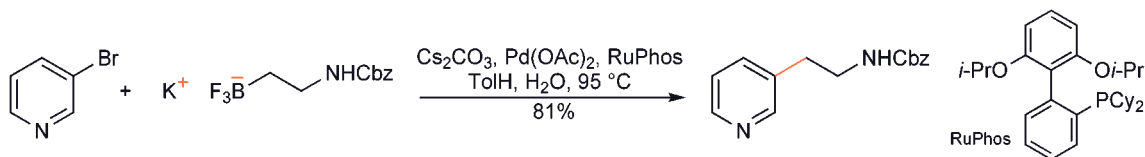
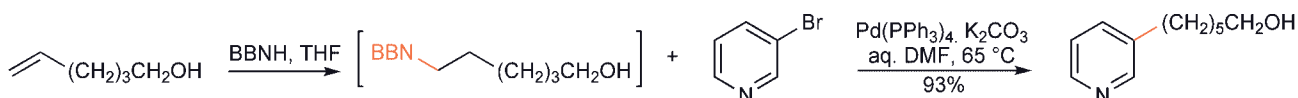


Alternatives to the Sonogashira reaction involve the use of preformed alkynyl organometallics,¹⁷⁷ such as trifluoroborates,¹⁷⁸ or the reverse coupling of haloalkynes with organometallics.¹⁷⁹

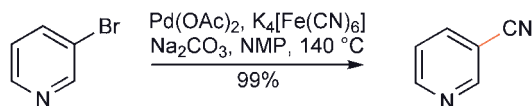


4.2.6 Other Nucleophiles

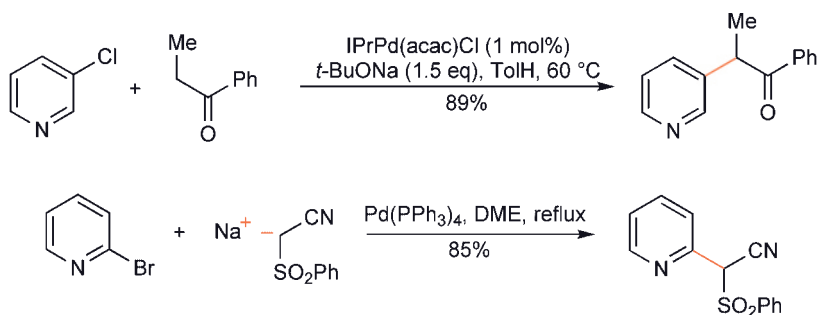
Boronic acids¹⁸⁰ and 9-BBN derivatives are often used as alkyl partners,¹⁸¹ but trifluoroborates may be more convenient and stable. Introduction of a protected aminoethyl chain, using a trifluoroborate, has substantial potential for bioactive molecules – the reaction shown below using 3-bromopyridine works equally well for pyrimidine (C-5), thiophene (C-2), and indole (C-5).¹⁸²



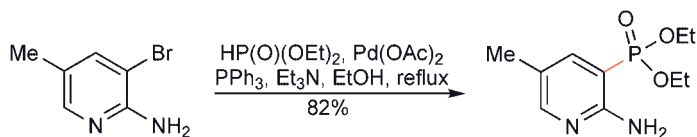
A cyano group can be introduced using palladium and zinc cyanide,¹⁸³ potassium cyanide or potassium ferrocyanide, the last having the significant advantage of low toxicity, and can be carried out with either a palladium¹⁸⁴ or copper catalyst.¹⁸⁵ Tri-*n*-butyltin cyanide can be used similarly, but a modification using catalytic tri-*n*-butyltin chloride with potassium cyanide is much to be preferred.¹⁸⁶



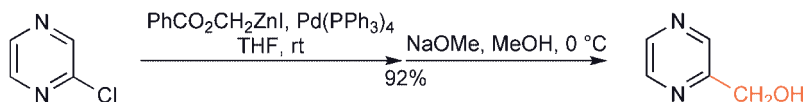
$\text{Pd}(0)$ catalyses the coupling of a variety of stabilised enolates, for example the reaction of bromopyridines with the sodium salts of sulfonyl and phosphonyl acetonitriles.¹⁸⁷ Simple enolates can be arylated using Pd-carbene catalysts¹⁸⁸ or using highly hindered phosphine ligands.¹⁸⁹



Phosphorus can be introduced *via* Pd-, Ni- or Cu-catalysed reactions.¹⁹⁰



Hydroxymethyl can be introduced *via* coupling with benzyloxymethylzinc iodide. This reaction shows an unusual pattern, with chloroazines being superior to the corresponding bromides and iodides; 2-bromonaphthalene and 3-bromoquinoline do not react.

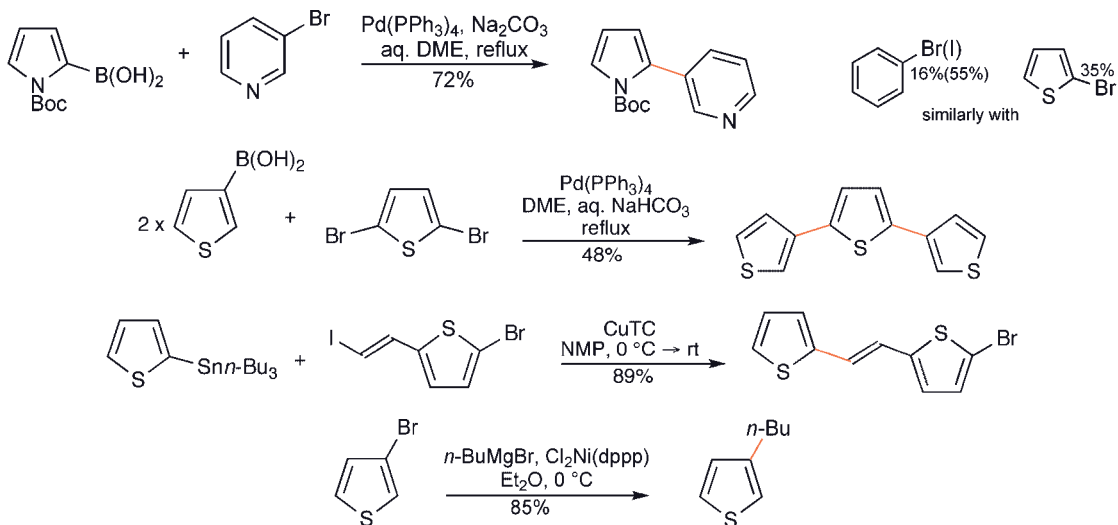


4.2.7 The Ring Systems in Cross-Coupling Reactions

As reactions in benzo-fused rings are generally similar to simple carbocyclic compounds, our discussion of these is limited.

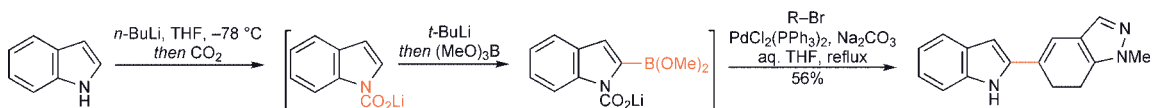
4.2.7.1 Pyrrole,¹⁹¹ Furan and Thiophene

2-Boronates and -stannanes are usually made *via* direct lithiation and the 3-analogues *via* lithium exchange on 3-bromo or -iodo compounds. Boronic acids at α - and β -positions of all three systems generally couple well, but some α -derivatives are quite susceptible to base-catalysed cleavage, which is enhanced by the presence of β -electron-withdrawing groups.¹⁹² In the reverse couplings, using the heterocyclic halide, the only potential problem is the relative instability of some halo-pyrroles, but this can be alleviated to some degree by the presence of electron-withdrawing protecting groups on nitrogen. Examples below include the double coupling of 2,5-dibromothiophene,¹⁹³ the reaction of a thiophene-2-stannane with a vinyl iodide,¹⁹⁴ and a nickel(0)-catalysed alkylation of 3-bromothiophene.¹⁹⁵



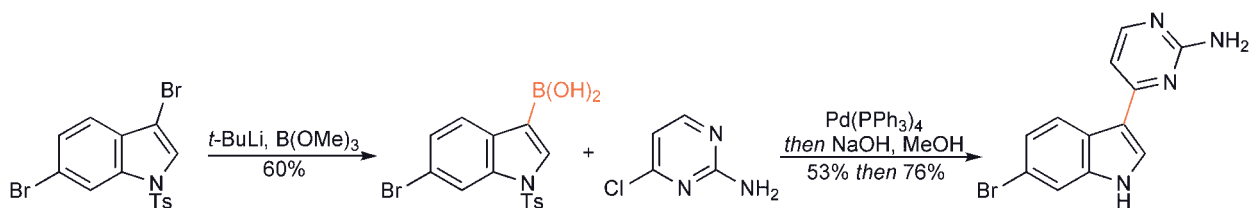
4.2.7.2 Indole, Benzofuran, Benzothiophene

Lithiation of *N*-protected indoles is the main route to 2-boronates, which have found wide use, although the usual protecting groups (Boc and arylsulfonyl) increase the ease of deboronation. With Boc-protected derivatives, the indole is less consistent than the pyrrole in coupling reactions.¹⁹² *In situ* protection of the indole NH as the *N*-carboxylate can be used to prepare both the 2-boronate¹⁹⁶ and 2-tri-*n*-butylstannane¹⁹⁷ for one-pot coupling procedures.



1-TBS and 1-TIPS indole-3-boronic acids, prepared *in situ* via halogen exchange, couple well with a range of heterocyclic substrates.¹⁹⁸

A synthesis of the natural product meridianin D demonstrates selectivity in halogen–lithium exchange and substrate selectivity, using a halogenated boronic acid. The presence of the *N*-tosyl probably controls the halogen exchange selectivity.¹⁹⁹

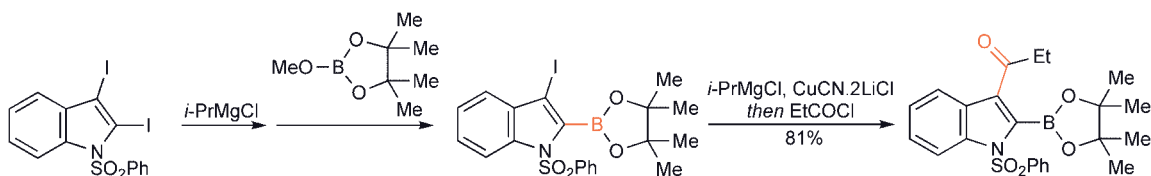


1-Tosyl-3-tri-*n*-butylstannylindole, available *via* palladium-catalysed stannylation, undergoes coupling with a range of halides and triflates.²⁰⁰

1-Methylindol-2-ylzinc chloride can be coupled with alkenyl halides²⁰¹ and the couplings of *N*-protected indol-2-ylsilanolols are discussed above.

Unprotected 5- and 6-tri-*n*-butylstannylindoles (and comparable boronic acids) are prepared *via* lithium–bromine exchange, using the KH then *t*-butyllithium procedure, and couple cleanly with acid chlorides.²⁰²

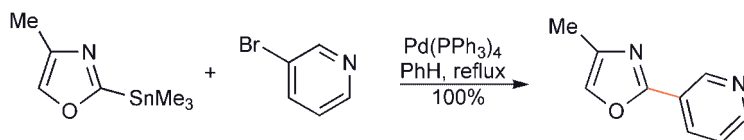
2,3-Diiodo-1-phenylsulfonylindole can be converted by sequential, *in situ*, magnesium–iodine exchanges into various 3-substituted indol-2-ylboronates, which participate in Suzuki couplings.²⁰³



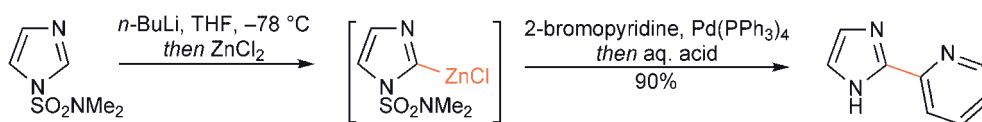
Benzothiophene-3-boronates can be prepared *via* both lithiation²⁰⁴ and palladium-catalysed boronation.²⁰⁵

4.2.7.3 1,3-Azoles²⁰⁶

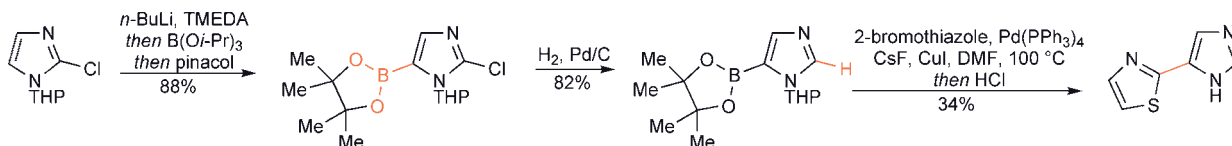
Imidazole boronate esters at C-4 and C-5 are known, but attempts to prepare imidazole 2-boronic acid or boronate esters, either *via* lithio compounds or palladium-catalysed boronation, fail. The products of these attempts indicate that the boronate may have formed, but rapidly deboronates.²⁰⁷ Oxazole-²⁰⁸ and thiazole-2-stananes²⁰⁹ are much more stable and work well in coupling reactions.



2-Stannyl imidazoles²¹⁰ can be used, but the corresponding zinc compounds give high yields and are preferable.²¹¹

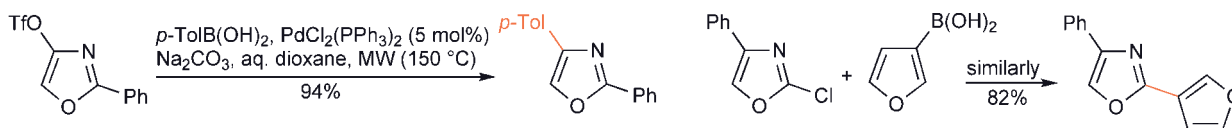


N-Protected 2-substituted imidazole 5-boronates are readily prepared *via* direct lithiation, but the use of 2-silyl compounds as precursors for the corresponding 2*H*-5-boronates fail at the desilylation stage. However, catalytic reduction of a 2-chloro analogue gives a high yield of the 1-THP protected boronate, but yields of its coupling products are quite modest.²¹²



2-Phenyl-5- and -4-stannyl-thiazoles, prepared *via* lithium-halogen exchange, are equally reactive in Stille couplings.²¹³ 2-Phenyl-oxazole 4-pinacolboronates are prepared by palladium-catalysed boronation of the 5-*H*-triflate or *via* lithium-bromine exchange on the 5-methyl-4-bromide.²¹⁴

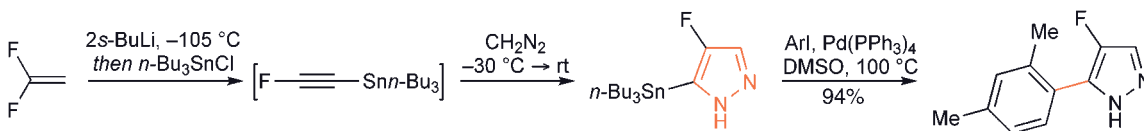
Unprotected 4(5)-bromoimidazole couples well with arylboronic acids under phase-transfer conditions.²¹⁵ Boronic acid couplings of 2-chloro- and 4-trifloxy-oxazoles are equally successful.²¹⁶



In a 5-bromo-4-trifloxy-oxazole, the triflate reacted selectively in a Stille coupling with PhSnMe_3 .²¹⁷ 2,4-Dibromothiazole reacts selectively at C-2 in Negishi couplings, the products being convertible into zinc or tin derivatives for further couplings.²¹⁸ The coupling of 4,5-diiodoimidazole protected with SEM on N-1, is completely selective for the 5-halogen.²¹⁹

4.2.7.4 1,2-Azoles

1-SEM and -THP-protected pyrazole-5-boronates are easily prepared *via* direct lithiation and undergo cross couplings under standard conditions.²²⁰ Pyrazole-5/3-stannanes (with no *N*-protection) can be prepared by ring synthesis from alkynyl stannanes. The example shown below, bearing a 4-fluorine, requires iodo-arenes as substrates for cross coupling.²²¹

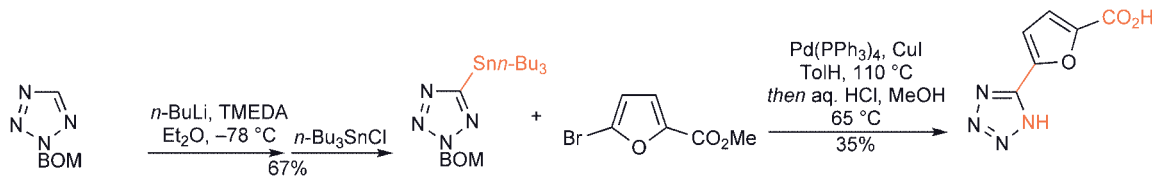


A wide range of isoxazole-4-boronates and some 5-boronates can be prepared by dipolar cycloaddition of nitrile oxides with alkynylboronates.²²²

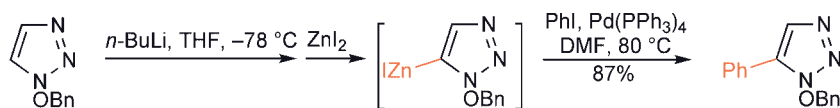
3-Iodoindazoles require Boc-protection of the NH for successful Sonogashira,²²³ Suzuki and Heck reactions.²²⁴ 3,5-Dichloro- and dibromo-isothiazole-4-carbonitriles undergo selective cross coupling at C-5 for a range of reaction types; a further coupling of the remaining 3-halogen is possible for Stille and Negishi reactions, but Suzuki coupling requires iodine.²²⁵

4.2.7.5 Higher azoles

There seem to be few examples of organometallics derived from higher azoles (triazoles, tetrazole, oxadiazoles etc.) being used in coupling reactions, possibly due to the relative instability of boronates and stannanes, although there is an example of a coupling of a 5-stannyltetrazole.²²⁶



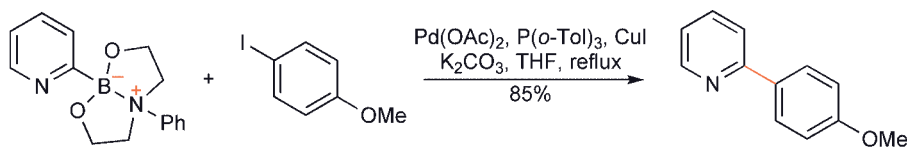
Zinc derivatives seem to be more amenable, for example 1-benzyloxy-1,2,3-triazol-5-ylzinc iodide (prepared *via* direct lithiation) couples well, but the corresponding stannane is less stable and can only be used for palladium-catalysed acylations.²²⁷



Generally the reverse-mode coupling, using the halo-heterocycle is better, for example 1-benzyl-5-bromotetrazole gives high yields with a range of boronic acids, the yield of a single example of a Stille coupling being significantly lower.²²⁸

4.2.7.6 Pyridines and Quinolines

Boronic acids, stannanes, zinc derivatives and Grignard reagents at all positions of the pyridine ring generally couple well. Silane couplings also work well in some cases. The 3- and 4-pyridine-boronic acids have been widely used, but the 2-isomer is rather unstable, undergoing ready deboronation, although some couplings have been carried out using crude material. However, the *N*-phenyldiethanolamine ester of pyridin-2-ylboronic acid²²⁹ has the right balance between stability and reactivity and is commercially available. Tri-*o*-tolylphosphine is used as the ligand in this case because with triphenylphosphine, substantial transfer of the phenyl from phosphorus occurs.

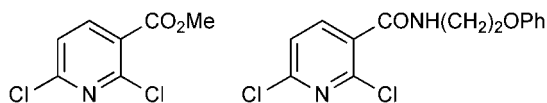


Both 2- and 3-pyridyl stannanes can be prepared by palladium-catalysed stannylation.²³⁰ The *N*-oxides and quaternary salts of pyridyl stannanes can be used in Stille couplings.²³¹

The coupling of pyridin-3-ylzinc bromide requires a solvent exchange from the ether used for lithiation and metal exchange, to THF, for the coupling.²³²

The Sonogashira coupling of 2,4-dichloroquinoline in water with a palladium–carbon catalyst (triphenylphosphine, triethylamine, CuI, 80 °C) shows complete selectivity for the 2-position²³³ and Suzuki couplings of 1,3-dichloroisoquinoline are selective for C-1.²³⁴

The 2,6-dichloronicotinic ester shown below gives catalyst-variable selectivity in couplings with phenylboronic acid, but the chelating amide is more selective: 9:1 compared to 2.5:1 for the ester.²³⁵

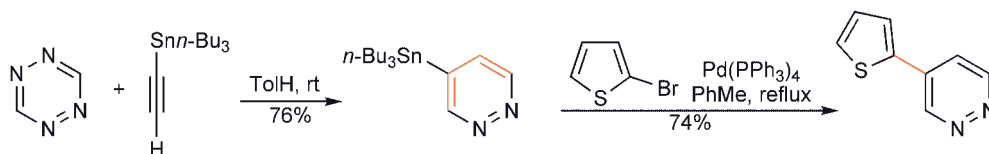


The selectivity (C-2:C-4:2,4-disubstitution) of Suzuki couplings of 2,4-dibromopyridine varies greatly with catalyst and conditions. The most selective C-2 mono-coupling is obtained using $\text{Pd}(\text{PPh}_3)_4$ with thallium hydroxide as base.²³⁶ (*Caution! Thallium hydroxide is very toxic.*)

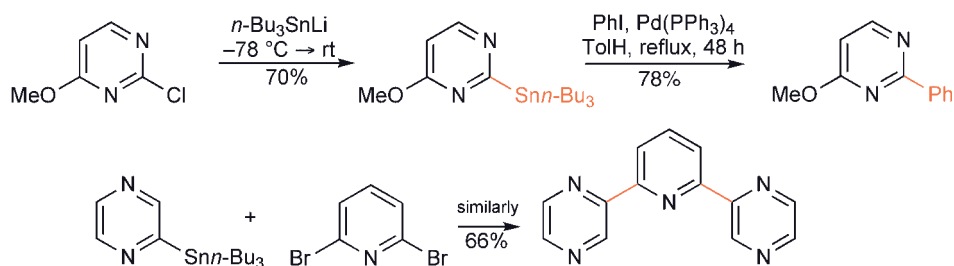
4.2.7.7 Diazines²³⁷

By analogy with pyridin-2-ylboronic acid, the azine boronic acids with the boron α to nitrogen would be expected to be relatively unstable. Pyrimidine-5-boronic acids have been quite widely used and pyridazine-4-boronic acids are also well characterised. However, all the other isomeric diazine boronic acids are uncharacterised in the literature, but have been mentioned in patents and in suppliers' catalogues. The only references to their use in couplings seem to be as listed examples in library syntheses, without individual experimental details, particularly pyrazin-2-ylboronate, 2-methylthiopyrimidin-4-ylboronate, and pyrimidine-2- and -4-boronates.

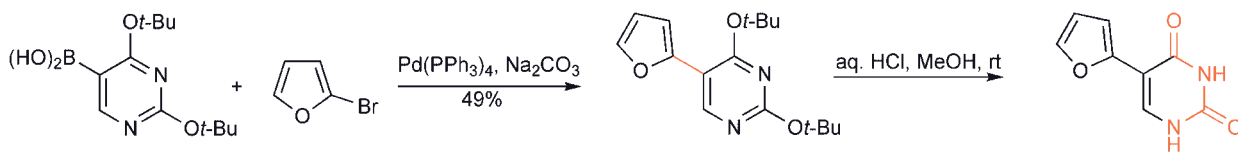
Pyridazin-4-ylboronates are available *via* Diels–Alder reactions of alkynyl boronates and 1,2,4,5-tetrazines,²³⁸ and the 4-stannanes similarly from 1,2,4-triazines²³⁹ and 1,2,4,5-tetrazines.²⁴⁰ The stannylpyridazine, without other substituents, can also be obtained by this latter method, as shown below.²⁴¹



A range of stannylpyrimidines and pyrazines can be prepared by reaction of the halodiazines with a lithiostannane, however attempts to prepare 3-stannylpyridazines fail. Their Stille reactions are consistently successful.²⁴²

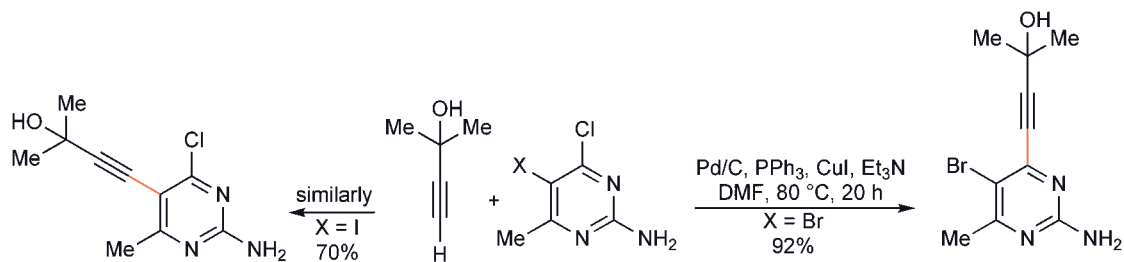


2,4-Di-*t*-butoxy-pyrimidines are used as protected forms of uracil 5-boronic acids and 5-halides for Suzuki and Stille couplings, respectively, but suffer from the problem that an intermediate in their preparation (2,4-dichloro-5-bromopyrimidine) is highly allergenic. Unprotected 5-iodouracil will couple in some cases, but the Stille coupling of the 5-bromo-2,4-bis(trimethylsilyloxy) derivative is more consistently successful.²⁴³



Couplings of 5-iododeoxyuridine (with protection of the sugar oxygens) are successful with a range of heteroaryl trimethylstannanes.²⁴⁴

2,4-Dichloropyrimidine gives a selective Sonogashira coupling at C-4²⁴⁵ and 2,4,6-trichloropyrimidine shows clean sequential Suzuki couplings: C-4, then C-6, then C-2.²⁴⁶ In Sonogashira reactions on dihalopyrimidines, a 4-chloro reacts in preference to a 5-bromo, but not a 5-iodo.²⁴⁷



The use of ultrasonic activation is notable in the Negishi couplings of diazinyl zinc halides.²⁴⁸

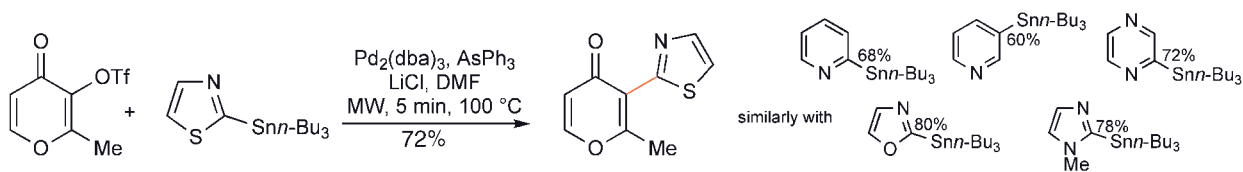
4.2.7.8 Higher Azines

3,5-Di-(benzylamino)-6-chloro-1,2,4-triazine undergoes Sonogashira coupling under mild conditions (CuI, Et₃N, MeOH, reflux, 3 h; 50–77%).²⁴⁹

4.2.7.9 Oxygen Heterocycles

4-Tosyloxycoumarins are good substrates for Sonogashira and Negishi couplings.²⁵⁰ 3-Bromo-4-sulfonyloxycoumarins showed complementary selectivity in Suzuki couplings, depending on the sulfonyl group, with relative reactivity of 4-TfO > 3-Br > 4-TsO.²⁵¹

2-Methyl-4-pyrone-3-triflate gives good yields in Stille couplings, under microwave heating, with a range of heterocyclic stannanes.²⁵²

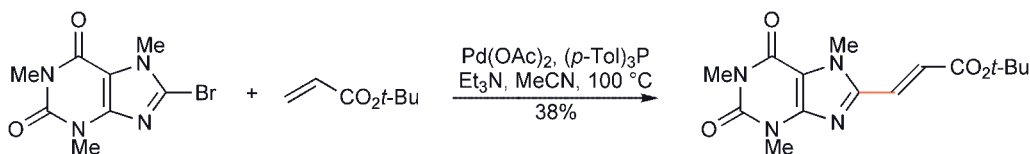
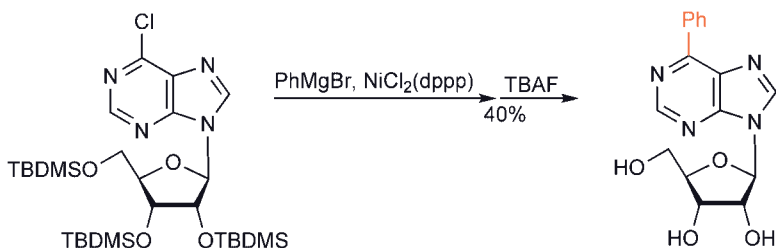
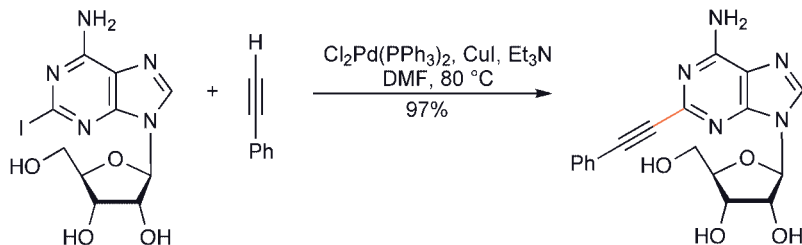


3,5-Dibromo-2-pyrone reacts selectively at C-3 under standard Suzuki conditions, but this is switched to C-5 by a change of solvent and addition of cuprous iodide.²⁵³ Stille couplings show the same C-3 selectivity, but this is enhanced, rather than reversed by the addition of cuprous iodide.²⁵⁴ 4,6-Dichloro-2-pyrone shows reasonable selectivity for C-6 in Sonogashira reactions.²⁵⁵

4.2.7.10 Purines²⁵⁶

Most commonly, palladium-catalysed substitutions on purines are carried out on the halo-purine, but some metallated purines are useful. 2-Stannyl-6-chloropurines can be prepared *via* direct (C–H) lithiation, without protection of C-8 (27.7.1). 6-Purinyl zinc compounds can be prepared by reaction of the iodide with activated zinc metal.²⁵⁶

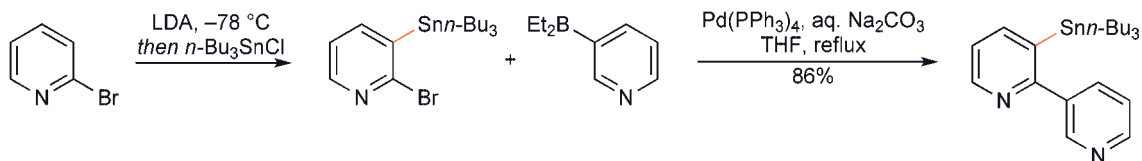
O-Tosyl, -mesitylenesulfonyl and -2,4,6-tri-*iso*-propylphenylsulfonyl derivatives of deoxyguanosine are good substrates for Suzuki couplings, when used with dicyclohexyl-JohnPhos as ligand.²⁵⁷ Stille and Negishi couplings on 6,8-dichloropurines are highly selective for C-6.²⁵⁸

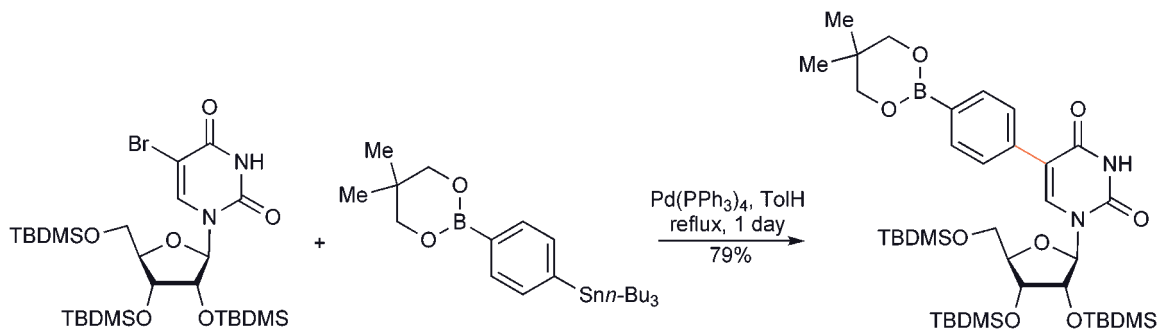


5-Bromo- and -iodo-indolizines give consistently good results in Suzuki couplings using very simple conditions (0.5 mol% PdCl_2 , K_2CO_3 , aq. dioxane, 80°C ; no ligand added).²⁵⁹

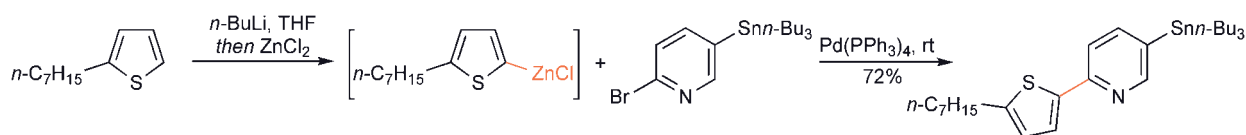
4.2.8 Organometallic Selectivity

The selective reaction of one organometallic in the presence of another is very useful in building up complex organometallic reagents. This is best achieved by using metals that have very different requirements for their coupling conditions. The greatest differences are between boronates and related reagents, which require added base and often aqueous conditions, and stannanes or organozinc, for which non-polar solvents with no added base tend to be used. In compounds containing both a metal and a halide, the challenge is to minimize self-coupling, although in the absence of a competitive substrate this is a useful way of synthesizing oligomers and polymers. Illustrative examples are shown below in the coupling of 2-bromo-3-tri-*n*-butylstannyl pyridine with 3-diethylborylpyridine²⁶⁰ and the synthesis of a nucleoside boronic acid analogue.²⁶¹

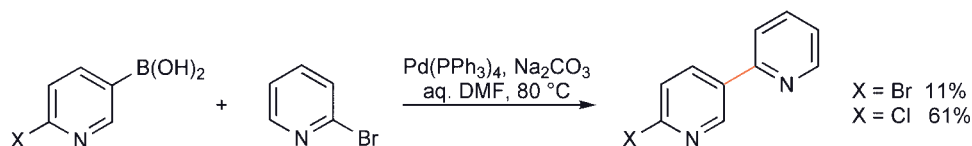




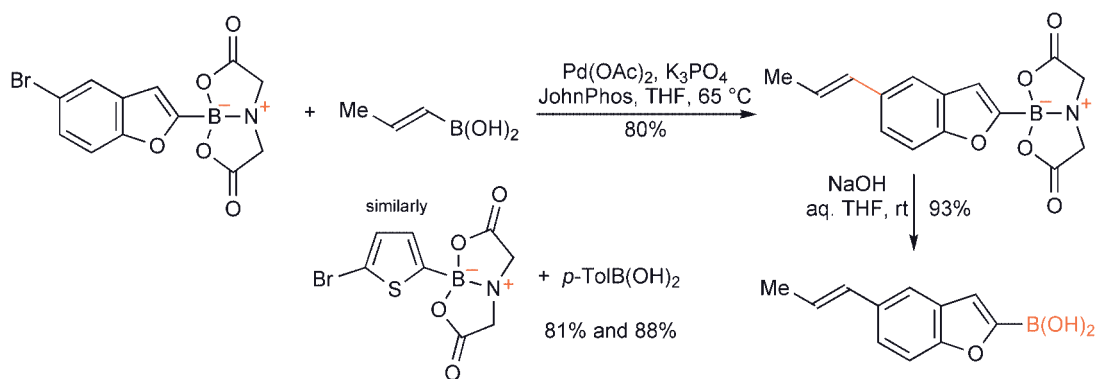
Negishi couplings on 2-bromo-5- and -6-tri-*n*-butylstannyl pyridines are possible due to the relatively high reactivity of 2-bromopyridines (the isomeric 5-bromo-2-stannylpyridine gave only low yields under the same conditions) and the low temperature of the reaction.²⁶²



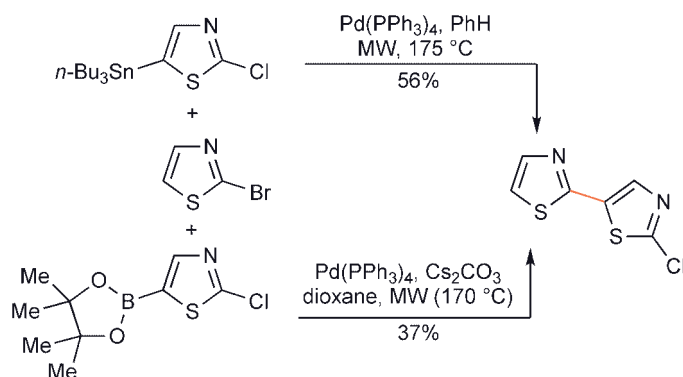
For Suzuki reactions using haloboronic acids and another halide, the obviously best course is to have a more reactive halide in the substrate than in the boronate, so there are quite a few examples of chloro-heteroaryl-boronic acids coupling efficiently with aryl bromides. This difference is clearly shown by the coupling reactions of 2-chloro- and 2-bromopyridine-5-boronic acids with bromo-heterocycles.²⁶³



High-yielding Suzuki substitutions of halogen in halo-boronates are also possible using *N*-methylimidodiacetic acid (MIDA) to form the protected boronate, which resists coupling under anhydrous conditions. This approach has been applied to aryl and heteroaryl (only thiophene and benzofuran, shown below) systems,²⁶⁴ and also for polyene synthesis.²⁶⁵



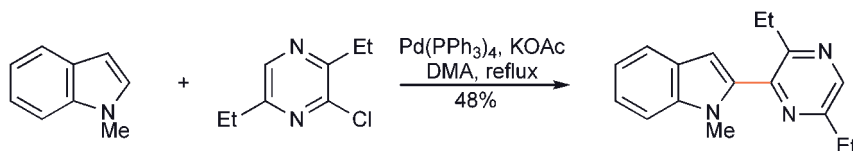
In couplings of 5-metallo-2-chlorothiazoles, stannanes are preferred to boronates due to the relative instability of the latter. The corresponding zinc derivatives are unsatisfactory.²⁶⁶



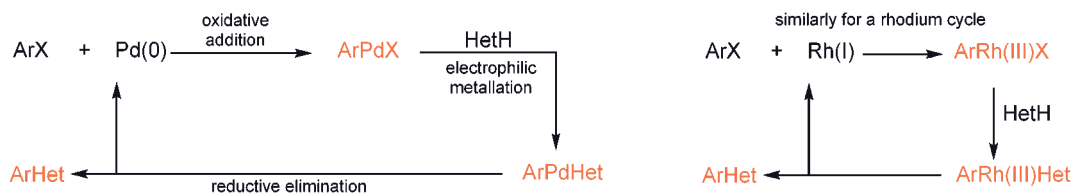
4.2.9 Direct C–H Arylation



The direct arylation, with substitution of hydrogen, mainly of electron-rich heterocycles, such as mono- and di-hetero 5-membered rings, by reaction with aryl²⁶⁷ or alkenyl halides, is a very useful supplement to cross coupling, eliminating the need for the preparation of an organometallic partner.

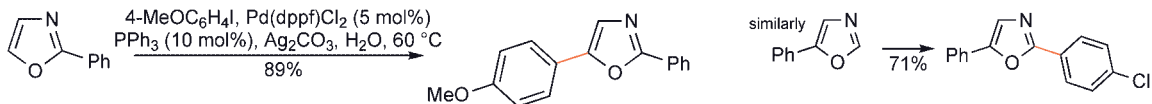


Both palladium and rhodium are effective catalysts, but the rhodium reactions seem to be more subject to steric effects. The reaction proceeds *via* a catalytic cycle similar to cross coupling, except that the formation of the diorgano(palladium) is brought about by electrophilic attack by the arylpalladium halide, rather than a transmetalation reaction, hence the need for electron-rich systems.^{268,269} The equivalent alkylation can also be carried out using haloalkynes.²⁷⁰

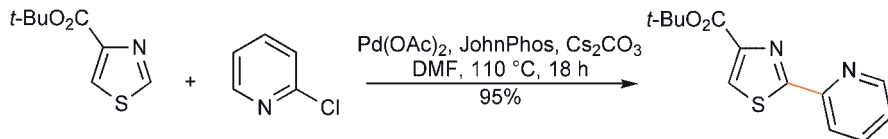


It is significant that these types of reaction may be easier than standard electrophilic substitutions in 1,3-azoles, reflecting the different nature of electrophilic metal cations compared to simple electrophiles, such as bromine.

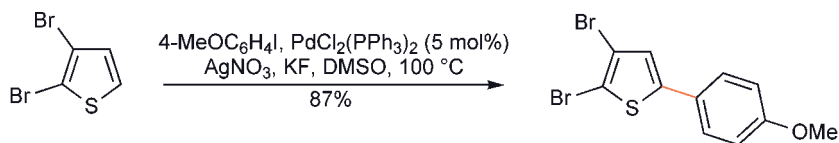
Oxazoles can be arylated at either C-2 or C-5, the method shown being notable for the use of water as solvent.²⁷¹ 2-Substitution of 5-aryl oxazoles, using palladium acetate, can be carried out without an added ligand.²⁷²



The direct coupling of *t*-butyl thiazole-4-carboxylate at C-2 is successful with a wide range of (hetero) aryl halides, the hindered ester (rather than the methyl ester), together with the use of tri-*o*-tolylphosphine as ligand, giving optimum selectivity for C-2 vs. C-5 for iodoarenes and heteroarenes. Changing the ligand to JohnPhos allows extension to chloro- and bromo-heterocycles.²⁷³

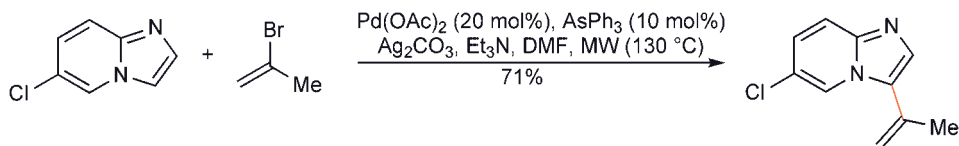


The reaction of 3-methoxythiophene is highly selective for C-2 and has been put to use for the synthesis of thiophene oligomers.²⁷⁴ The substitution of thiophenes, using aryl iodides, can also be carried out without interference from bromo substituents in the substrate.²⁷⁵



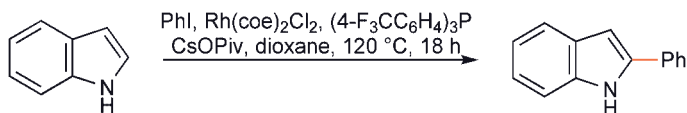
The reaction is selective, as would be expected, for C-8 in purines²⁷⁶ and their nucleosides.²⁷⁷ Even totally unprotected deoxyadenosine reacts well with a range of aryl iodides, without arylation of the 6-NH₂ except, curiously, for 2-iodonitrobenzene, which was completely selective for the amine group!²⁷⁸

Alkenylations can also be carried out: the optimum conditions for 2-bromopropene with palladium acetate include the use of triphenylarsine with silver carbonate and triethylamine, but the advantages over more amenable conditions, using triphenylphosphine with potassium or cesium carbonate, are marginal.²⁷⁹

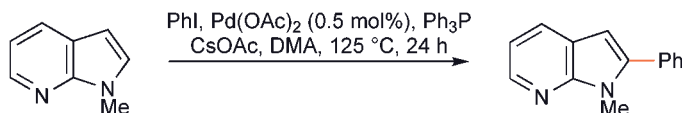


A rhodium catalyst, under microwave heating, is similarly successful with NH imidazoles, benzimidazole, benzoxazole, and a 1,2,4-triazole.²⁸⁰

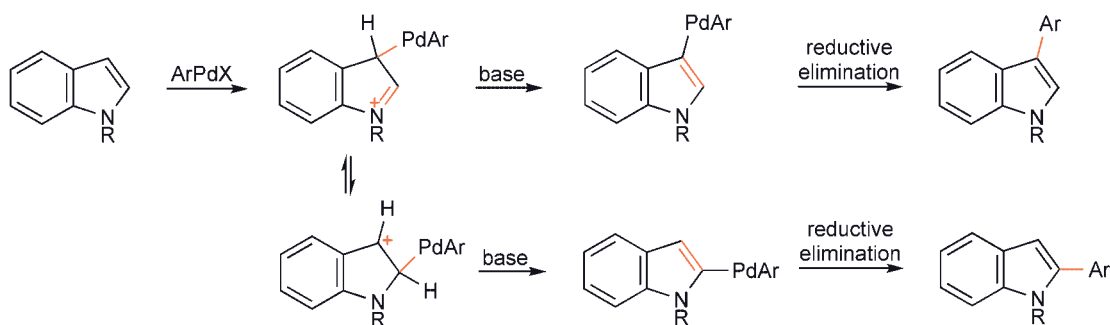
Indoles show a strong tendency to give 2-substituted products, using either rhodium²⁸¹ or palladium catalysts, in contrast to normal C-3 electrophilic substitution.



N-Substituted indoles can be similarly arylated at C-2, using modified conditions, the reactions being successful even when the indole contains strong electron-withdrawing groups.²⁸²

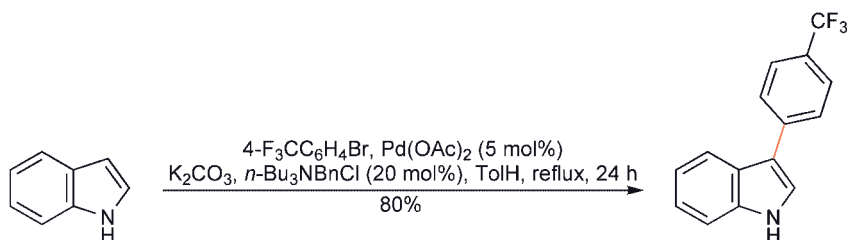


This ‘abnormal’ regioselectivity can be explained by equilibration of the intermediate palladated indole cation, followed by a relatively slow deprotonation.

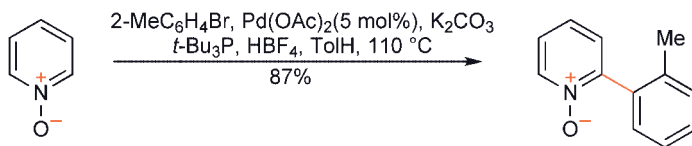


The reaction using NH indoles and a magnesium base can be controlled to give either C-2 or C-3 arylation.²⁸³ With magnesium oxide, a mild reversible base, only 2-substitution occurs, but with pre-formed strongly coordinating magnesium derivatives, as formed by reaction with Grignard reagents or best, magnesium hexamethyldisilazide, high C-3:C-2 ratios result.

Alternatively, very clean 3-substitution of NH indoles by aryl bromides can be achieved by use of phosphine-free conditions, but the reaction is inhibited by electron-withdrawing groups on the indole. Similar reactions using phosphines give 1- or 3-arylation depending on the phosphine.²⁸⁴

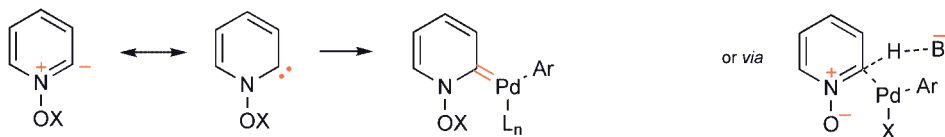


N-oxides of pyridines²⁸⁵ and diazines²⁸⁶ react well and with complete selectivity for the position α to the *N*-oxide. Mechanistic studies indicate that the reaction is not based on normal (two step: addition then proton loss) electrophilic palladation of the *N*-oxide, but possibly by a simultaneous palladation–deprotonation that was used to explain the success of the reaction in very electron-deficient (non-heterocyclic) systems, where there is also considerable acidification of the hydrogen.²⁶⁸



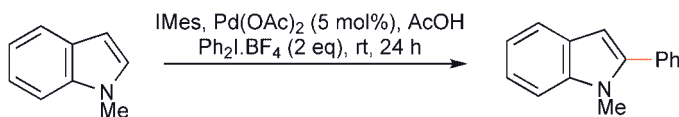
Although azines do not usually react under these conditions, the arylation of pyrazine and pyridine is possible using a gold(I) catalyst with *t*-BuOK.²⁸⁷

Consideration could also be given to possible involvement of an (ylide \leftrightarrow carbene)/Pd complex, perhaps assisted by coordination with the oxygen. (Carbene intermediates are well known in azoles, cf. the rhodium reactions shown later.)



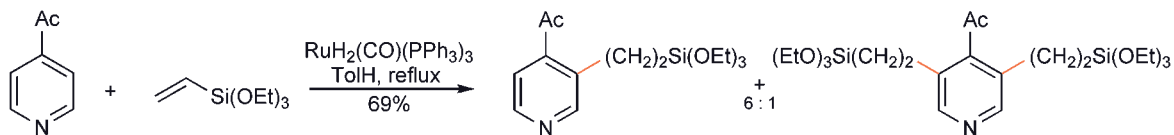
(Stable metal (Ir, Ru, Os, Au)-carbene complexes of such pyridinium and related ylides have been isolated, including an iridium derivative by direct preparation from pyridine.²⁸⁸)

A reaction using diaryl iodonium salts is thought to proceed *via* a Pd(II)-Pd(IV) cycle (simple halides are not sufficiently reactive to carry out oxidative addition on Pd(II)).²⁸⁹

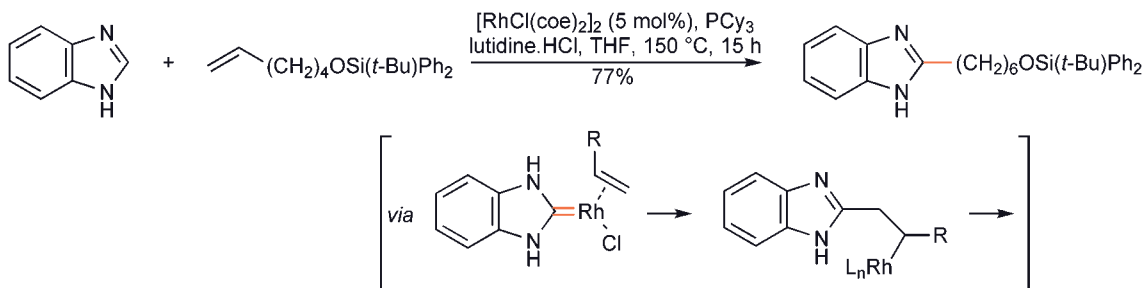


4.2.9.1 C-H insertion

A different type of metallation, directed by an acyl group at either the pyridine 3- or 4-position, uses a catalytic ruthenium complex and results in a reductive Heck-type substitution, as illustrated below. The mechanism involves insertion of the metal into a C-H bond. The process is non-polar and works equally well with electron-rich heterocycles, for example indole.²⁹⁰

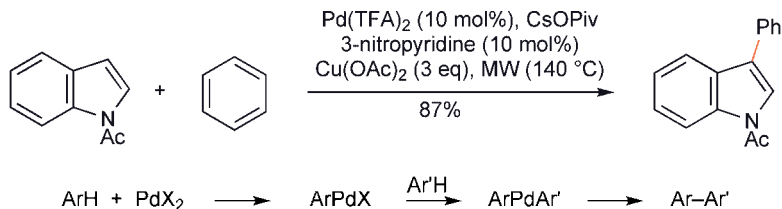


The rhodium-catalysed reaction between 1,3-azoles and terminal alkenes is thought to proceed *via* a carbene complex.²⁹¹

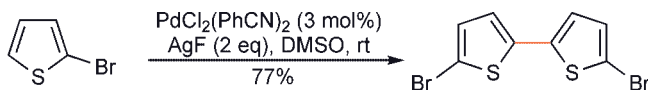


4.2.9.2 Oxidative Coupling of Arenes

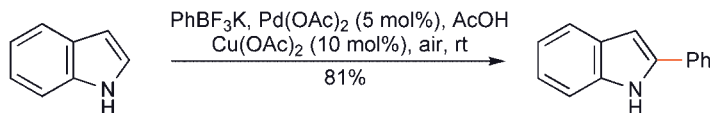
The catalytic oxidative coupling of two dissimilar arenes is also possible, for example, *N*-acetyl indoles, or benzofurans, with benzene and other simple arenes. The mechanism involves sequential metallations in the two rings.²⁹² The regioselectivity can be controlled by the choice of oxidant, Cu(OAc)₂ favouring C-3 and AgOAc, C-2 substitution in 1-acetylindole.²⁹³



The similar oxidative dimerisation of 2-bromothiophene illustrates selectivity in the presence of halogen. The silver fluoride seems to be the oxidant as it is reduced to silver metal during the reaction.²⁹⁴



2-Arylation of indoles can also be carried out *via* arylpalladium acetates generated from boronic acids²⁹⁵ or trifluoroborate salts²⁹⁶ and palladium acetate. The reactions are catalytic in palladium, cycling of the Pd(II) being effected by the use of a re-oxidant (Cu(II)/air). The reaction works well on NH and *N*-methyl indoles but fails with the *N*-acetyl derivative.



4.2.10 *N*-Arylation



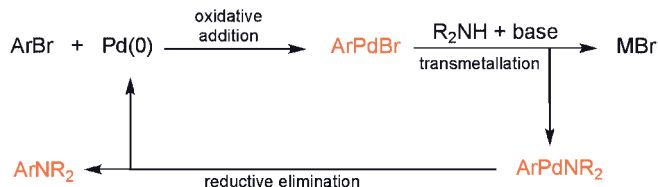
Transition-metal-catalysed reactions can be used to introduce aryl or heteroaryl groups onto the ring NH, or attached amino groups, of heterocycles. They can also be used for the displacement of leaving groups by amines in all types of heterocyclic systems, including the use of milder conditions for substitutions at relatively activated positions, such as α - and γ -positions in pyridines, where nucleophilic substitutions can be carried out.

There are two general ways in which to carry out this process: (i) reaction with an aryl halide using a Pd, Cu or Ni catalyst, (ii) reaction with an aryl boronic acid catalysed by Cu(II). Minor methods include reactions with diaryl iodonium salts or high oxidation state aryl metals.

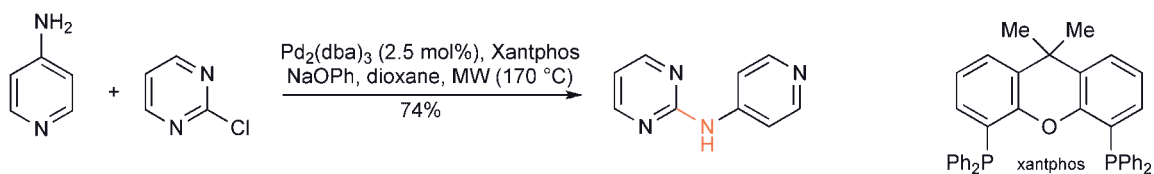
4.2.10.1 Buchwald–Hartwig Reaction (Palladium-Catalysed Amination)

Although occasional examples had been described earlier, the design and development of new highly active ligands for palladium gave new impetus to transition-metal-catalysed aminations.²⁹⁷ A number of relatively complex ligands were used in earlier work, but simpler versions, such as JohnPhos, have now become prominent.²⁹⁸ These methods work well with heterocycles, for example *N*-arylation of indoles, using triflates, bromides and chlorides.²⁹⁹

The mechanism of palladium/aryl halide amination is very closely related to that of cross coupling, with displacement of the halide on palladium (or copper or nickel) by an amine or *N*-anion instead of the transmetallation step. In the case of Cu and Ni catalysis, it may proceed through M(0)–M(II) or M(I)–M(III) cycles.



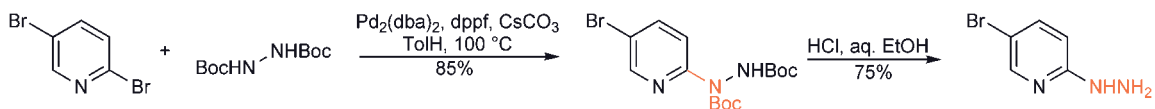
Arylation of a pendant amino group in a wide range of amino heterocycles, including pyrazoles, thiazoles, thiadiazoles,³⁰⁰ oxazoles, isoxazoles, pyridines and diazines can be carried out using Xantphos as the ligand.³⁰¹ In another method, with a number of halo-azines as the arylating agents, the use of sodium phenoxide as base is a key feature. This reaction works equally well under classical thermal conditions (80 °C, 2 h) or with microwave heating (170 °C, 2 h).³⁰¹



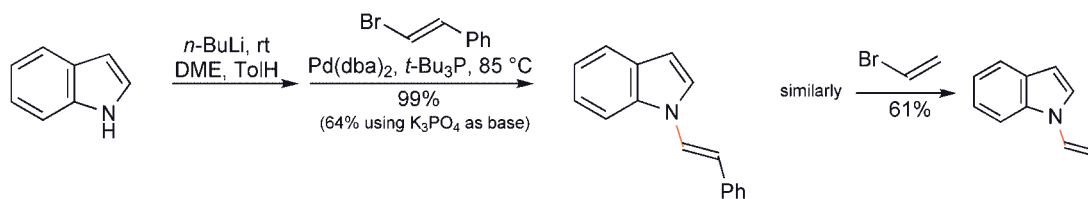
The conversion of purines into arylamino derivatives,³⁰² particularly with polycyclic arylamines, is of significance for investigations of mutagenesis. Displacement of bromine on purine nucleosides can be carried out at C-6³⁰³ and C-8 of deoxyguanosine, with protection of the 2-amino, the sugar hydroxyl groups, and the 6-oxo as an ether.³⁰⁴ 8-Bromoadenosine, with protection of the sugar, but not the amino group, couples well with anilines.³⁰⁵ The reverse method is also possible, for example reaction on the 2-amino of a 6-benzyloxy-deoxyriboside (i.e. a protected deoxyguanosine) with bromopyrenes.³⁰⁶

Intramolecular reactions can also be carried out, such as cyclisation of an N-1-COCH₂NHCbz indole displacing a 2-iodo group.³⁰⁷

Aryl hydrazines, can be prepared *via* arylation of benzophenone hydrazone, Boc-hydrazide or bis-Boc-hydrazide.³⁰⁸ Such transformations can also be carried out using copper catalysts.³⁰⁹

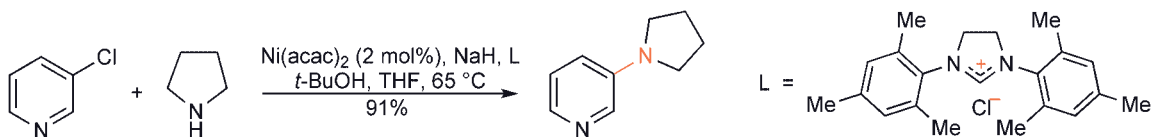


N-Alkenylation can also be carried out. For indoles, pyrroles and carbazoles, the *N*-lithio-compound is the preferred reactant, the magnesium derivative or a mixture of the indole with potassium phosphate giving significantly lower yields.³¹⁰



4.2.10.2 Nickel-Catalysed Amination

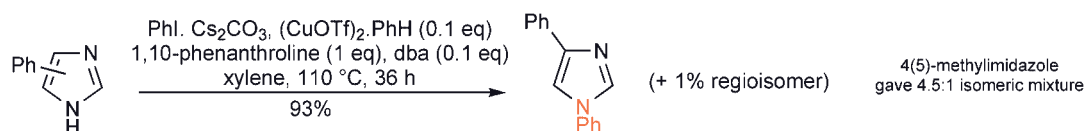
Nickel is particularly useful for reactions of aryl chlorides, for example, 2-, 3- and 4-chloropyridines are aminated in the presence of a carbene ligand.³¹¹



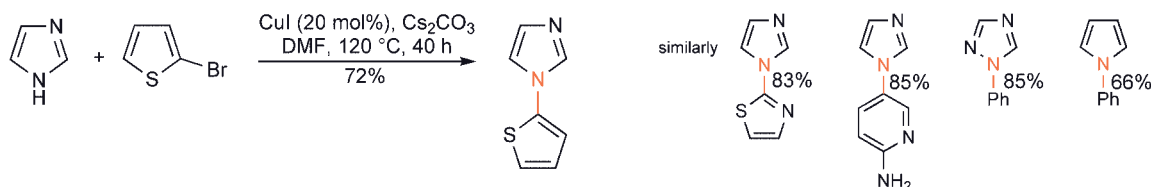
4.2.10.3 Copper-Catalysed Amination

A copper-catalysed amination – the Ullmann reaction – was the forerunner (1904) of all transition-metal-catalysed couplings, but the vigorous conditions that are required limited its use. In recent years there has been a resurgence in copper catalysis, due in part to the development of better ligands and understanding of mechanisms.³¹²

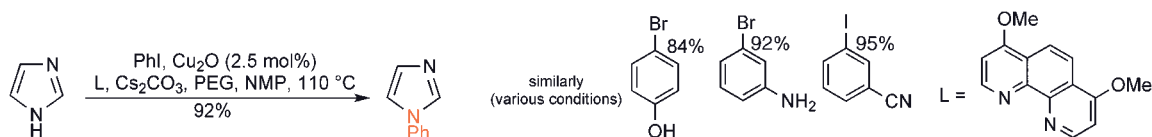
Copper catalysts have the advantages of lower cost, low toxicity and, often, less need for complex ligands. An early example, using phenanthroline as ligand, is shown below.³¹³



A very simple system, using cuprous iodide with no added ligand, gives good results with a wide range of aryl and heteroaryl bromides (and a few chlorides and iodides), reacting for example with imidazole, 1,2,4-triazole, pyrazole and pyrrole.³¹⁴



4,7-Dimethoxy-1,10-phenanthroline is a superior ligand for the arylation³¹⁵ and heteroarylation³¹⁶ of imidazoles using a cuprous oxide catalyst.

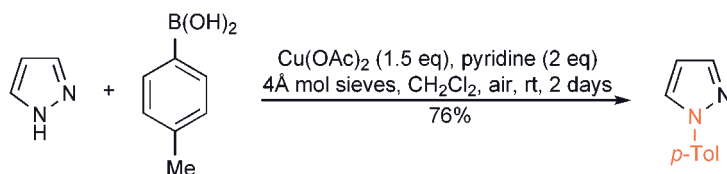


Lithium chloride is an effective promoter (no organic ligand added) for the CuI-catalysed N-1 arylation of 5- and 7-azaindoles.³¹⁷ Very clean and high-yielding *N*-arylation results from the use of the tetra-*n*-butylammonium salt of 2-pyridone as substrate for CuI-catalysed reactions with iodides.³¹⁸

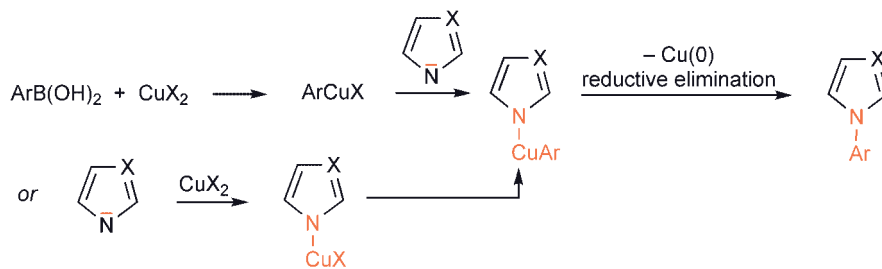
Proline is a highly effective ligand for the CuI-catalysed displacement of bromine in 3-bromopyridines, 2-bromothiazoles and 5-bromo-1-phenylsulfonylindole by primary amines, morpholine and pyrazole.³¹⁹

4.2.10.4 Chan–Lam Reaction

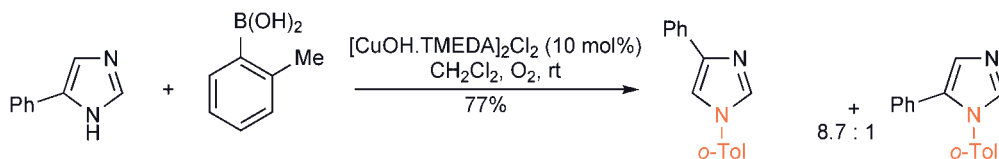
This conversion employs a boronic acid with a copper(II) catalyst. The method was developed for reactions of heterocycles, including the *N*-arylation of isatin³²⁰ and of pyrazole, imidazole and their benzo derivatives (1,2,3-triazole, 1,2,4-triazole and 5-phenyltetrazole gave only very modest yields).³²¹ These conditions also apply to the *N*-arylation of 2-pyridone (and various fused derivatives), 3-pyridazinones, indole-2-carboxylates and pyrrole-2-carboxylates.³²²



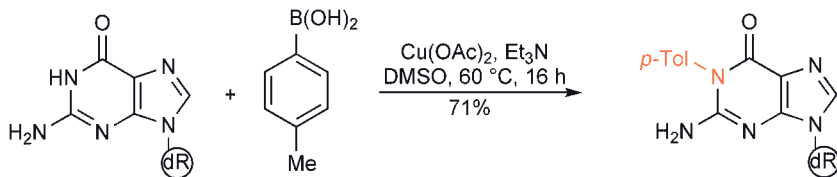
The reaction mechanism proceeds *via* a transmetalation giving an aryl-copper-nitrogen species, followed by a reductive elimination, but the difference from the aryl halide reaction is that this generates a species (Cu(0)) that cannot enter into a catalytic cycle. However, methods that are catalytic in copper have been developed, using an oxidant to regenerate Cu(II), although here there is the possibility for a variation in mechanism, involving Cu(III).³²³



The use of TMEDA as ligand gives the highest yield in the catalytic reaction, using air as re-oxidant for copper. It also gives the highest regioselectivity in the reaction with 4(5)-phenyl imidazole.³²³ (Note that even in the stoichiometric reaction above, the presence of air is considered to be beneficial.)

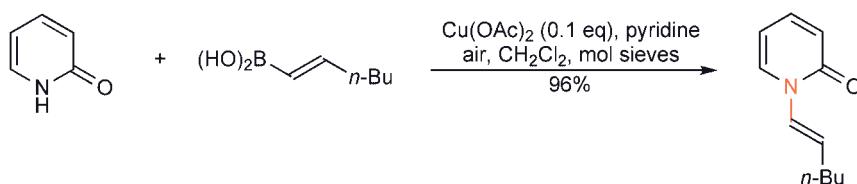


Arylation of the amidic nitrogen in oxy-purine and oxy-pyrimidine nucleosides³⁰² is consistently successful. Arylation on exocyclic amino groups, such as in deoxyadenosine, is also possible, but less reliable.³²⁴



Similar conditions are used for the arylation, with suitable protection of other positions, at N-1 of uracil and cytosine derivatives and at N-9 of purines.³²⁵

An analogous reaction using alkenyl boronic acids is one of the best processes for the *N*-alkenylation of pyridones and amides.³²⁶ Indoles can be *N*-cyclopropylated using cyclopropylboronic acid/cupric acetate.³²⁷



4.2.10.5 Other Variations³²⁷

As is the case for cross-coupling reactions, arylstannanes³²⁸ and aryltrialkoxysilanes³²⁹ can be substituted for boronic acids in this method, but would appear to offer few advantages. A number of other, usually Cu(II)-catalysed, reagents can be used to arylate azoles and indoles, of which diaryliodonium salts are the most useful.³³⁰ Aryllead triacetates³³¹ and triarylbismuth diacetates³³² may find very occasional use, but *N*-cyclopropylation using tricyclopropylbismuth with cupric acetate is possibly more interesting.³³³

4.2.10.6 *O*-Arylation

O-Arylations can be carried out under conditions very similar to those for *N*-arylations, using Pd or Cu catalysts, examples being displacement of 5-bromo in *N*-protected indoles by phenoxides,³³⁴ and reactions of 2-chloro- and 2-bromo-pyridines with 2-aryl-ethanols.³³⁵

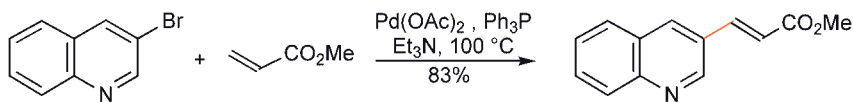
Copper powder can also be used to catalyse the reaction of activated halides (in pyridine, quinoline, pyrimidine, benzothiazole) with phenols. Microwave heating is far superior to conventional heating for chlorides and bromides, but there is little difference for iodide.³³⁶

Highly selective CuI-catalysed *O*- or *N*-arylation of aminoalcohols can be carried out by choice of ligand: N using 3,4,7,8-tetramethylphenantholine; O using 2-isobutyrylcyclohexanone.³³⁷

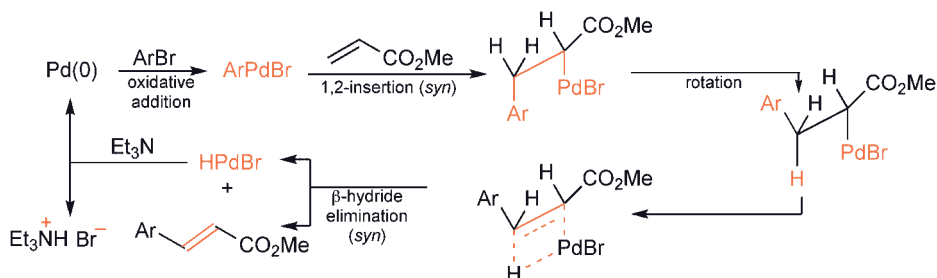
4.2.11 Heck Reactions³³⁸



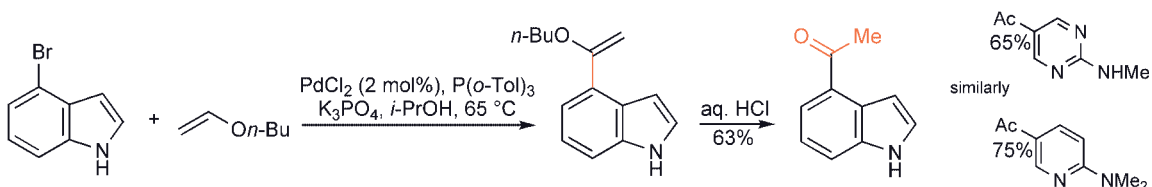
A standard Heck reaction, as shown in the example below,³³⁹ involves the palladium-catalysed reaction of a halide with an alkene, most commonly an electron-deficient alkene such as an acrylate, but other types can also be used. Heck-type cyclisation onto olefins is a useful reaction for ring synthesis.



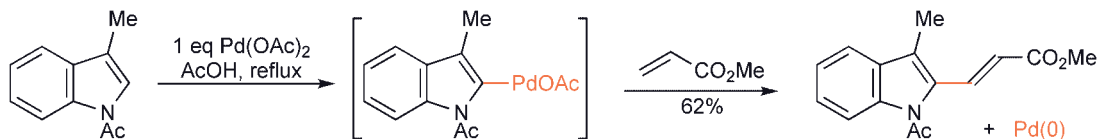
The sequence involves an initial oxidative addition of palladium(0) to the halide, followed by insertion of the arylpalladium halide into the double bond and finally a β -hydride elimination. Both of the latter two reactions are concerted-*syn*, therefore a rotation around the carbon-carbon single bond must precede the hydride elimination.



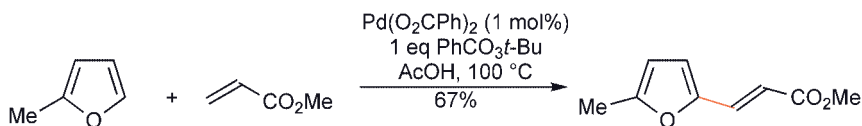
Electron-deficient alkenes, such as acrylates, show a strong regiochemical bias, with the aryl group becoming attached to the β -position. Terminal, unactivated alkenes tend to substitute on the terminal carbon and the regiochemistry of reactions with enol ethers is controllable. The α -substitution of enol ethers is a useful means, following hydrolysis, of introducing acyl groups.³⁴⁰



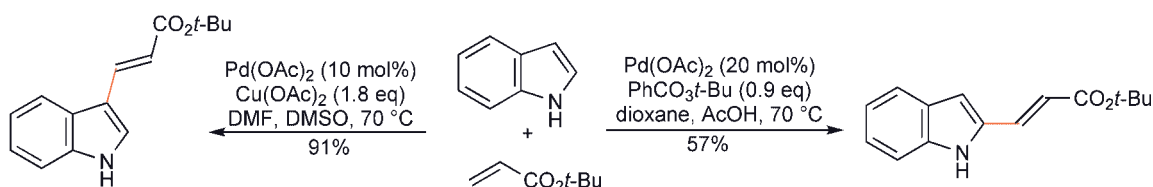
The electron-rich nature of heterocycles such as indoles, furans and thiophenes allows a different type of Heck reaction to be carried out.³⁴¹ In this 'oxidative' modification, the aryl palladium derivative is generated by electrophilic palladation with a palladium(II) reagent.



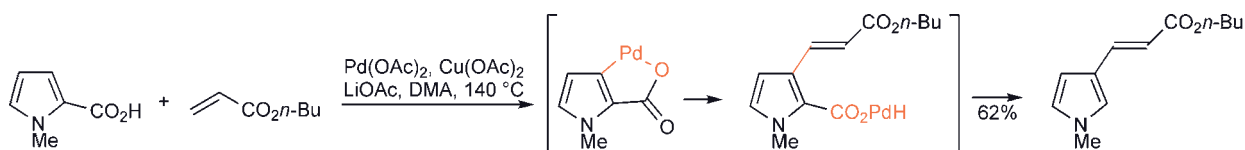
This process is not catalytic in the standard way, as the Pd(0), generated in the final hydride elimination, cannot effect the first (electrophilic) ring palladation. However, the addition of an oxidant selective for Pd(0), such as a peroxide or Cu(II), allows the cycle to continue by re-formation of the reactive Pd(II) species.³⁴²



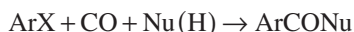
In indoles, the reaction generally occurs at C-3, unless that is blocked, as in the example above. However, the position of substitution can be influenced by choice of solvent and possibly, to a lesser extent, the re-oxidant. Equilibration of the intermediate palladated indole is probably responsible for the variations in regioselectivity.³⁴³



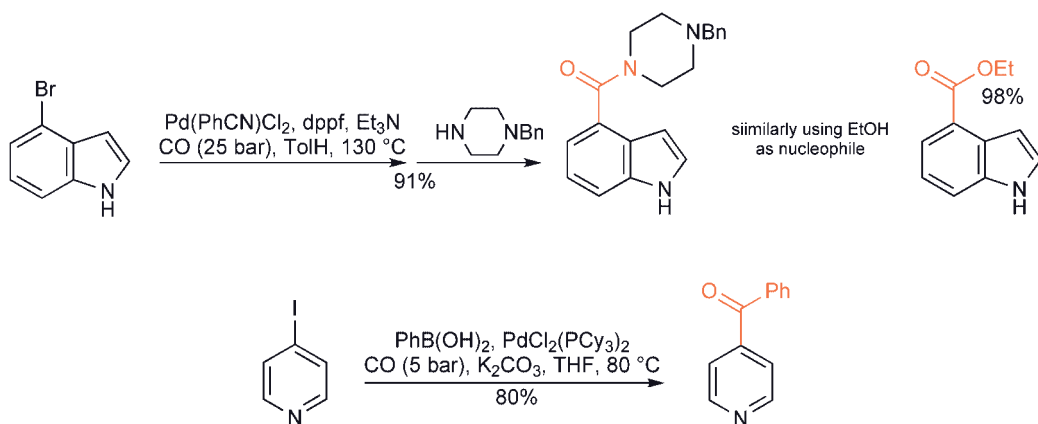
The palladation, and therefore substitution, can also be directed to C-2 in indoles by the use of a chelating 2-pyridylmethyl group on the nitrogen.³⁴⁴ Direction by a carboxy group (*via* the Pd carboxylate) is generally useful in indole, furan, thiophene and pyrrole, although it is not always completely selective. The carboxyl group is lost during the reaction.³⁴⁵



4.2.12 Carbonylation Reactions



Palladium-catalysed carbonylation of halides, with carbon monoxide, can be used to prepare esters, amides and ketones by trapping the intermediate acylpalladium halide with alcohols,³⁴⁶ amines³⁴⁷ and organometallics, respectively. Boronic acids are probably the best organometallics for the preparation of ketones, but conditions must be adjusted to give the best selectivity between the acylation reaction and simple Suzuki coupling of the boronic acid with the starting halide.³⁴⁸



References

- ¹ 'Handbook of Functionalized Organometallics', Knochel, P. (Ed.), Wiley-VCH, 2005.
- ² 'Preparative Polar Organometallic Chemistry', Brandsma, L. and Verkruisje, H. D., Vol. 1, Springer-Verlag, 1987; 'The Chemistry of Organolithium Compounds', Wakefield, B. J., Pergamon Press, 1974; 'Generation and reactions of sp²-carbanionic centers in the vicinity of heterocyclic nitrogen atoms', Rewcastle, G. W. and Katritzky, A. R., *Adv. Heterocycl. Chem.*, **1993**, 56, 155; 'Ring and Lateral Metallation of Heteroaromatic Substrates using Strong Base Systems', FMC Lithium Link, Spring 1993, FMC Lithium Division, 449, North Cox Road, Gastonia, NC 28054, USA.
- ³ von Ragué Schleyer, P., Chandrasekhar, J., Kos, A. J., Clark, T. and Spitznagel, G. W., *J. Chem. Soc., Chem. Commun.*, **1981**, 882.
- ⁴ 'Base catalysed hydrogen exchange', Elvidge, J. A., Jones, J. R., O'Brien, C., Evans, E. A. and Sheppard, H. C., *Adv. Heterocycl. Chem.*, **1974**, 16, 1.
- ⁵ Zoltewicz, J. A., Grahe, G. and Smith, C. L., *J. Am. Chem. Soc.*, **1969**, 91, 5501; Meot-Ner (Mautner), M and Kafafi, S. A., *ibid.*, **1988**, 110, 6297.
- ⁶ 'Heteroatom-facilitated lithiations', Gschwend, H. W. and Rodriguez, H. R., *Org. React.*, **1979**, 26, 1; 'Directed metallation of π -deficient azaaromatics: strategies of functionalisation of pyridines, quinolines and diazines', Quéguiner, G., Marsais, F., Snieckus, V. and Epszajn, J., *Adv. Heterocycl. Chem.*, **1991**, 52, 187; 'Metallation and metal-assisted bond formation in π -electron deficient heterocycles', Undheim, K. and Benneche, T., *Heterocycles*, **1990**, 30, 1155; 'Directed *ortho* metallation. Tertiary amide and *O*-carbamate directors in synthetic strategies for polysubstituted aromatics', Snieckus, V., *Chem. Rev.*, **1990**, 90, 879.
- ⁷ Mallet, M., *J. Organomet. Chem.*, **1991**, 406, 49.
- ⁸ Gómez, I., Alonso, E., Ramón, D. J. and Yus, M., *Tetrahedron*, **2000**, 56, 4043.
- ⁹ Reich, H. J., Phillips, N. H. and Reich, I. L., *J. Am. Chem. Soc.*, **1985**, 107, 4101.
- ¹⁰ Saulnier, M. G. and Gribble, G. W., *J. Org. Chem.*, **1982**, 47, 757.
- ¹¹ Fraser, R. R., Mansour, T. S. and Savard, S., *Can. J. Chem.*, **1985**, 63, 3505.
- ¹² von Ragué Schleyer, P., Clark, T., Kos, A. J., Spitznagel, G. W., Rohde, C., Arad, D., Houk, K. N. and Rondan, N. G., *J. Am. Chem. Soc.*, **1984**, 106, 6467.
- ¹³ Carpita, A., Rossi, R. and Veracini, C. A., *Tetrahedron*, **1985**, 41, 1919.
- ¹⁴ Feringa, B.L., Hulst, R., Rikers, R. and Brandsma, L., *Synthesis*, **1988**, 316.
- ¹⁵ Carpenter, A. J. and Chadwick, D. J., *Tetrahedron Lett.*, **1985**, 26, 1777.
- ¹⁶ Gronowitz, S. and Kada, R., *J. Heterocycl. Chem.*, **1984**, 21, 1041.
- ¹⁷ Hasan, I., Marinelli, E. R., Lin, L.-C. C., Fowler, F. W. and Levy, A. B., *J. Org. Chem.*, **1981**, 46, 157.
- ¹⁸ e.g. for benzo[*b*]thiophen and benzo[*b*]furan: Kerdesky, F. A. J. and Basha, A., *Tetrahedron Lett.*, **1991**, 32, 2003.
- ¹⁹ Moyer, M. P., Shiurba, J. F. and Rapoport, H., *J. Org. Chem.*, **1986**, 51, 5106.
- ²⁰ 'Metallation and metal-halogen exchange reactions of imidazoles', Iddon, B., *Heterocycles*, **1985**, 23, 417.
- ²¹ See, however, Katritzky, A. R., Slawinski, J. J., Brunner, F. and Gorun, S., *J. Chem. Soc., Perkin Trans. 1*, **1989**, 1139.
- ²² Lipshutz, B. H., Huff, B. and Hagen, W., *Tetrahedron Lett.*, **1988**, 29, 3411.
- ²³ Katritzky, A. R., Rewcastle, G. W. and Fan, W.-Q., *J. Org. Chem.*, **1988**, 53, 5685; Heinisch, G., Holzer, W. and Pock S., *J. Chem. Soc., Perkin Trans. 1*, **1990**, 1829.
- ²⁴ 'Ring-opening of five-membered heteroaromatic anions', Gilchrist, T. L., *Adv. Heterocycl. Chem.*, **1987**, 41, 41.
- ²⁵ Dickinson, R. P. and Iddon, B., *J. Chem. Soc. (C)*, **1971**, 3447.
- ²⁶ Verbeek, J., George, A. V. E., de Jong, R. L. P. and Brandsma, L., *J. Chem. Soc., Chem. Commun.*, **1984**, 257; Verbeek, J. and Brandsma, L., *J. Org. Chem.*, **1984**, 49, 3857.
- ²⁷ Kessar, S. V., Singh, P., Singh, K. N. and Dutt, M., *J. Chem. Soc., Chem. Commun.*, **1991**, 570.
- ²⁸ Zoltewicz, J. A. and Helmick, L. S., *J. Am. Chem. Soc.*, **1970**, 92, 7547; Zoltewicz, J. A. and Cantwell, V. W., *J. Org. Chem.*, **1973**, 38, 829; Zoltewicz, J. A. and Sale, A. A., *J. Am. Chem. Soc.*, **1973**, 95, 3928.
- ²⁹ Mallet, M., *J. Organomet. Chem.*, **1991**, 406, 49.
- ³⁰ Miah, M. A. J. and Snieckus, V., *J. Org. Chem.*, **1985**, 50, 5436.
- ³¹ Gribble, G. W. and Saulnier, M. G., *Tetrahedron Lett.*, **1980**, 21, 4137.
- ³² Ronald, R. C. and Winkle, M. R., *Tetrahedron*, **1983**, 39, 2031.
- ³³ Estel, L., Linard, F., Marsais, F., Godard, A. and Quéguiner, G., *J. Heterocycl. Chem.*, **1989**, 26, 105.
- ³⁴ Sengupta, S. and Snieckus, V., *Tetrahedron Lett.*, **1990**, 31, 4267.
- ³⁵ Alo, B. I., FAMILONI, O. B., Marsais, F. and Quéguiner, G., *J. Heterocycl. Chem.*, **1992**, 29, 61.
- ³⁶ Beaulieu, F. and Snieckus, V., *Synthesis*, **1992**, 112; Tsukazaki, M. and Snieckus, V., *Heterocycles*, **1992**, 33, 533.
- ³⁷ Kelly, T. R., Xu, W. and Sundaresan, J., *Tetrahedron Lett.*, **1993**, 34, 6173.
- ³⁸ Marsais, F., Le Nard, G. and Quéguiner, G., *Synthesis*, **1982**, 235.
- ³⁹ Godard, A., Jaquelin, J.-M. and Quéguiner, G., *J. Organomet. Chem.*, **1988**, 354, 273.
- ⁴⁰ Kress, T. J., *J. Org. Chem.*, **1979**, 44, 2081; Frissen, A. E., Marcellis, A. T. M., Buurman, D. G., Pollmann, C. A. M. and van der Plas, H. C., *Tetrahedron*, **1989**, 45, 5611; Turk, A., Plé, N., Majovic, L. and Quéguiner, G., *J. Heterocycl. Chem.*, **1990**, 27, 1377.
- ⁴¹ Turk, A., Mojovic, L. and Quéguiner, G., *Synthesis*, **1988**, 881; Ward, J. S. and Merritt, L., *J. Heterocycl. Chem.*, **1991**, 28, 765.
- ⁴² Li, W., Nelson, D. P., Jensen, M. S., Hoerner, R. S., Cai, D., Larsen, R. D. and Reider, P. J., *J. Org. Chem.*, **2002**, 67, 5394.
- ⁴³ Vazquez, E., Davies, I. W. and Payack, J. F., *J. Org. Chem.*, **2002**, 67, 7551.
- ⁴⁴ Herbert, J. M. and Maggiani, M., *Synth. Commun.*, **2001**, 947.
- ⁴⁵ Hahn, M., Heinisch, G., Holzer, W. and Schwarz, H., *J. Heterocycl. Chem.*, **1991**, 28, 1189.
- ⁴⁶ Kopp, F. and Knochel, P., *Org. Lett.*, **2007**, 9, 1639.
- ⁴⁷ Comins, D. L., Nolan, J. M. and Bori, I. D., *Tetrahedron Lett.*, **2005**, 36, 6697; see also 'The synthetic utility of α -amino alkoxides'; Comins, D. L., *Synlett*, **1992**, 615.
- ⁴⁸ Bergman, J. and Venemalm, L., *J. Org. Chem.*, **1992**, 57, 2495.

- ⁴⁹ 'Functionalised magnesium organometallics as versatile intermediates for the synthesis of polyfunctionalised heterocycles', Ila, H., Baron, A., Wagner, A. J. and Knochel, P., *Chem. Commun.*, **2006**, 583.
- ⁵⁰ Christophersen, C., Begtrup, M., Ebdrup, S., Petersen, H. and Vedsø, P., *J. Org. Chem.*, **2003**, *68*, 9513.
- ⁵¹ Abarbi, M., Thibonnet, J., Bérillon, L., Dehmel, F., Rottländer, M. and Knochel, P., *J. Org. Chem.*, **2000**, *65*, 4618.
- ⁵² Smith, A. B., Minbirole, K. P., Verhoest, P. R. and Schelhaas, M., *J. Am. Chem. Soc.*, **2001**, *123*, 10942.
- ⁵³ Krasovskiy, A. and Knochel, P., *Angew. Chem. Int. Ed.*, **2004**, *43*, 3333.
- ⁵⁴ Krasovskiy, A., Kopp, F. and Knochel, P., *Angew. Chem. Int. Ed.*, **2006**, *45*, 497.
- ⁵⁵ Krasovskiy, A., Krasovszkaya, V. and Knochel, P., *Angew. Chem. Int. Ed.*, **2006**, *45*, 2958.
- ⁵⁶ Clososki, G. C., Rohbogner, C. J. and Knochel, P., *Angew. Chem. Int. Ed.*, **2007**, *46*, 7681.
- ⁵⁷ Bayh, O., Awad, H., Mongin, F., Hoarau, C., Bischoff, L., Trécourt, F., Quéguiner, G., Marsais, F., Blanco, F., Abarca, B. and Ballesteros, R., *J. Org. Chem.*, **2005**, *70*, 5190.
- ⁵⁸ Kneisel, F. F. and Knochel, P., *Synlett*, **2002**, 1799.
- ⁵⁹ Kopp, F., Wunderlich, S. and Knochel, P., *Chem. Commun.*, **2007**, 2075.
- ⁶⁰ Kopp, F. and Knochel, P., *Synlett*, **2007**, 980.
- ⁶¹ 'Preparations and applications of functionalized organozinc compounds', Knochel, P., Millot, N., Rodriguez, A. and Tucker, C. E., *Org. React.*, **2001**, *58*, 417; 'The Chemistry of Organozinc Compounds', Ed. Rappoport, Z. and Marek, I. John Wiley & Sons, **2006**.
- ⁶² Sakamoto, T., Kondo, Y., Takazawa, N. and Yamanaka, H., *Tetrahedron Lett.*, **1993**, *34*, 5955; Sakamoto, T., Kondo, Y., Murata, N. and Yamanaka, H., *Tetrahedron*, **1993**, *49*, 9713.
- ⁶³ Prasad, A. S. B., Stevenson, T. M., Citineni, J. R., Nyzam, V. and Knochel, P., *Tetrahedron*, **1997**, *53*, 7237.
- ⁶⁴ Gosmini, C., Amatore, M., Claudel, S. and Périchon, J., *Synlett*, **2005**, 2171.
- ⁶⁵ Prasad, A. S. B., Stevenson, T. M., Citineni, J. R., Nyzam, V. and Knochel, P., *Tetrahedron*, **1997**, *53*, 7237.
- ⁶⁶ Krasovskiy, A., Malakhov, V., Gavryushin, A. and Knochel, P., *Angew. Chem. Int. Ed.*, **2006**, *45*, 6040.
- ⁶⁷ Chen, Y.-H. and Knochel, P., *Angew. Chem. Int. Ed.*, **2008**, *47*, 7648.
- ⁶⁸ Gong, L.-Z. and Knochel, P., *Synlett*, **2005**, 267.
- ⁶⁹ Wunderlich, S. H. and Knochel, P., *Angew. Chem. Int. Ed.*, **2007**, *46*, 7685.
- ⁷⁰ Wunderlich, S. and Knochel, P., *Org. Lett.*, **2008**, *10*, 4705.
- ⁷¹ Korn, T. J., Schade, M. A., Cheemala, M. N., Wirth, S., Guevara, S. A., Cahiez, G. and Knochel, P., *Synthesis*, **2006**, 3547.
- ⁷² Yang, X. and Knochel, P., *Synthesis*, **2006**, 2618.
- ⁷³ 'Boronic Acids', Ed. Hall, D. G., Wiley-VCH, **2005**; 'The Synthesis and applications of heterocyclic boronic acids', Tyrrell, E. and Brookes, P., *Synthesis*, **2003**, 469.
- ⁷⁴ Cammidge, A. N., Goddard, V. H. M., Gopee, H., Harrison, N. L., Hughes, D. L., Schubert, C. J., Sutton, B. M., Watts, G. L. and Whitehead, A. J., *Org. Lett.*, **2006**, *8*, 4071.
- ⁷⁵ Florentin, D., Fournié-Zaluski, M. C., Callanquin, M. and Roques, B. P., *J. Heterocycl. Chem.*, **1976**, *13*, 1265.
- ⁷⁶ Fischer, F. C. and Havinga, E., *Recl. Trav. Chim. Pays-Bas*, **1974**, *93*, 21.
- ⁷⁷ Suenaga, H., Nakashima, K. and Sinkai, S., *J. Chem. Soc., Chem. Commun.*, **1995**, 29.
- ⁷⁸ Florentin, D., Fournié-Zaluski, M. C., Callanquin, M. and Roques, B. P., *J. Heterocycl. Chem.*, **1976**, *13*, 1265; Brandão, M. A., de Oliveira, A. B. and Snieckus, V., *Tetrahedron Lett.*, **1993**, *34*, 2437.
- ⁷⁹ Murata, M., Oyama, T., Watanabe, S. and Masuda, Y., *J. Org. Chem.*, **2000**, *65*, 164.
- ⁸⁰ Ishiyama, T. and Miyaura, N., *Pure Appl. Chem.*, **2006**, *78*, 1369; Ishiyama, T., Takagi, J., Nobuta, Y. and Miyaura, N., *Org. Synth.*, **2005**, *82*, 126.
- ⁸¹ Liversedge, I. A., Higgins, S. J., Giles, M., Heeney, M. and McCulloch, I., *Tetrahedron Lett.*, **2006**, *47*, 5143.
- ⁸² Song, Z. Z., Zhan, Z. Y., Mak, T. C. W. and Wong, H. N. C., *Angew. Chem., Int. Ed. Engl.*, **1993**, *32*, 432; Zheng, Q., Yang, Y. and Martin, A. R., *Tetrahedron Lett.*, **1993**, *34*, 2235.
- ⁸³ Chang, Y. M., Lee, S. H., Nam, M. H., Cho, M. Y., Park, Y. S. and Yoon, C. M., *Tetrahedron Lett.*, **2005**, *46*, 3053.
- ⁸⁴ Jiang, B., Yang, C.-G. and Gu, X.-H., *Tetrahedron Lett.*, **2001**, *42*, 2545.
- ⁸⁵ Lee, S. and MacMillan, D. W. C., *J. Am. Chem. Soc.*, **2007**, *129*, 15438.
- ⁸⁶ Medina, J. R., Henry, T. A. and Axten, J. M., *Tetrahedron Lett.*, **2006**, *47*, 7363.
- ⁸⁷ Vazquez, E. and Payack, J. F., *Tetrahedron Lett.*, **2004**, *45*, 6549.
- ⁸⁸ 'Silicon Reagents in Organic Synthesis', Colvin, E., Academic Press, **1988**.
- ⁸⁹ 'Tin in Organic Synthesis', Pereyre, M., Quintard, J.-P. and Rahm, A., Butterworths, **1987**; 'Organotin Chemistry', 2nd Edn., Davies, A. G., Wiley InterScience, **2004**; 'Tin Chemistry: Fundamentals, Frontiers and Applications', Gielen, M., Davies, A. G., Pannell, K. and Tiekink, E. (Eds), Wiley InterScience, **2008**.
- ⁹⁰ Majeed, A. J., Antonsen, Ø., Benneche, T. and Undheim, K., *Tetrahedron*, **1989**, *45*, 993.
- ⁹¹ Shippey, M. A. and Dervan, P. B., *J. Org. Chem.*, **1977**, *42*, 2654; Babin, P., Bennetau, B., Theurig, M. and Dunogues, J., *J. Organometal. Chem.*, **1993**, *446*, 135.
- ⁹² McNeill, E., Barder, T. E. and Buchwald, S. L., *Org. Lett.*, **2007**, *9*, 3785.
- ⁹³ Denmark, S. E. and Kallemeyn, J. M., *Org. Lett.*, **2003**, *5*, 3483.
- ⁹⁴ Murata, M., Ishikura, M., Nagata, M., Watanabe, S. and Masuda, Y., *Org. Lett.*, **2002**, *4*, 1843.
- ⁹⁵ Yamamoto, Y. and Yanagi, A., *Chem. Pharm. Bull.*, **1982**, *30*, 1731.
- ⁹⁶ Frick, U. and Simchen, G., *Synthesis*, **1984**, 929.
- ⁹⁷ Fleming, I. and Taddei, M., *Synthesis*, **1985**, 898; Kondo, Y., Uchiyama, D., Sakamoto, T. and Yamanaka, H., *Tetrahedron Lett.*, **1989**, *30*, 4249.
- ⁹⁸ 'Non-conventional electrophilic aromatic substitutions and related reactions', Hartshorn, S. R., *Chem. Soc. Rev.*, **1974**, *3*, 167; 'Unusual electrophilic substitution in the aromatic series via organosilicon intermediates', Bennetau, B. and Dunogues, J., *Synlett*, **1993**, 171; 'Tin for organic synthesis. VI. The new role for organotin reagents in organic synthesis', Neumann, W. P., *J. Organometal. Chem.*, **1992**, *437*, 23; Cooper, M. S., Fairhurst, R. A., Heaney, H., Papageorgiou, G. and Wilkins, R. F., *Tetrahedron*, **1989**, *45*, 1155.

- ⁹⁹ Beierle, J. M., Osimboni, E. B., Metallinos, C., Zhao, Y. and Kelly, T. R., *J. Org. Chem.*, **2003**, *68*, 4970.
- ¹⁰⁰ 'Organomercury Compounds in Organic Synthesis', Larock, R. C., Springer: Berlin, **1985**.
- ¹⁰¹ 'The Organic Compounds of Mercury', Makarova, L. G. and Nesmeyanov, A. N., North-Holland, Amsterdam, **1967**.
- ¹⁰² Oxazoles: Shvaika, O. P. and Klimisha, G. P., *Chem. Heterocycl. Compd.*, **1966**, *2*, 14; Thiazoles: Gusinskaya, S. L., Telly, V. Y. and Makagonova, T. P., *Chem. Heterocycl. Compd.*, **1970**, *6*, 322.
- ¹⁰³ 'Lateral lithiation reactions promoted by heteroatomic substituents', Clark, R. D. and Jahinger, A., *Org. React.*, **1995**, *47*, 1.
- ¹⁰⁴ Fraser, R. R., Mansour, T. S. and Savard, S., *J. Org. Chem.*, **1985**, *50*, 3232.
- ¹⁰⁵ Naruse, Y., Ito, Y. and Inagaki, S., *J. Org. Chem.*, **1991**, *56*, 2256.
- ¹⁰⁶ Katritzky, A. R. and Akutagawa, K., *J. Am. Chem. Soc.*, **1986**, *108*, 6808.
- ¹⁰⁷ Noyce, D. S., Stowe, G. T. and Wong, W., *J. Org. Chem.*, **1974**, *39*, 2301.
- ¹⁰⁸ 'Recent developments in microwave-assisted transition metal-catalysed C–C and C–N bond-forming reactions', Appukkuttan, P. and Van der Eycken, E., *Eur. J. Org. Chem.*, **2008**, 1133; 'Palladium in Heterocyclic Chemistry: A Guide for the Synthetic Chemist', 2nd Edn., Li, J. J. and Gribble, G. W., Elsevier Science, **2006**; 'Pd-Assisted multicomponent synthesis of heterocycles', Balme, G., Bossharth, E. and Monteiro, N., *Eur. J. Org. Chem.*, **2003**, 4101; 'Handbook of Organopalladium Chemistry', Ed. Negishi, E., Wiley Interscience, **2002**; 'Connection between metallation of azines and diazines and cross-coupling strategies for the synthesis of natural and biologically active molecules', Godard, A., Marsais, F., Plé, N., Trécourt, F., Turck, A. and Quéguiner, G., *Heterocycles*, **1995**, *40*, 1055; 'Carbon–carbon bond formation in heterocycles using Ni- and Pd-catalysed reactions', Kalinin, V. N., *Synthesis*, **1992**, 413; 'Transition metals in the synthesis and functionalisation of indoles', Hegedus, L. S., *Angew. Chem., Int. Ed. Engl.*, **1988**, *27*, 1113.
- ¹⁰⁹ Stock, L. M., Tse, K., Vorvick, L. J. and Walstrum, S. A., *J. Org. Chem.*, **1981**, *46*, 1757.
- ¹¹⁰ 'Cyclopalladated complexes in organic synthesis', Ryabov, A. D., *Synthesis*, **1985**, 233; 'Mechanisms of intramolecular activation of C–H bonds in transition metal complexes', *idem*, *Chem. Rev.*, **1990**, *90*, 403.
- ¹¹¹ 'Pd-N-Heterocyclic carbene (NHC) catalysts for cross-coupling reactions', Kantchev, E. A. B., O'Brian, V. J. and Organ, M. G., *Aldrichimica Acta*, **2006**, *39*, 97; 'Development and application of highly active and selective palladium catalysts', *Tetrahedron*, **2005**, *61*, Issue 41 (Ed: Fairlamb, I. J. S.); 'Palladium-catalysed coupling reactions of aryl chlorides', Littke, A. F. and Fu, G. C., *Angew. Chem. Int. Ed.*, **2002**, *41*, 4176; 'Cross Coupling', *Aldrich, ChemFiles*, Vol. 7, No. 10.
- ¹¹² Tagata, T. and Nishida, M., *J. Org. Chem.*, **2003**, *68*, 9412; see also Felpin, F.-X., Ayad, T. and Mitra, S., *Eur. J. Org. Chem.*, **2006**, 2679.
- ¹¹³ Kitamura, Y., Sako, S., Udzu, T., Tsutsui, A., Maegawa, T., Monguchi, Y. and Sajiki, H., *Chem. Commun.*, **2007**, 5069.
- ¹¹⁴ For a discussion see Amatore, C. and Jutand, A., *Acc. Chem. Res.*, **2000**, *33*, 314.
- ¹¹⁵ 'The promise and challenge of iron-catalysed cross coupling', Sherry, B. D. and Fürstner, A., *Acc. Chem. Res.*, **2008**, *41*, 1500.
- ¹¹⁶ Fürstner, A., Leitner, A., Méndez, M. and Krause, H., *J. Am. Chem. Soc.*, **2002**, *124*, 13856.
- ¹¹⁷ Scheiper, B., Glorius, F., Leitner, A. and Fürstner, A., *Proc. Natl. Acad. Sci. USA*, **2004**, *101*, 11960.
- ¹¹⁸ Kylmälä, T., Valkonen, A., Rissanen, K., Xu, Y. and Franzén, R., *Tetrahedron Lett.*, **2008**, *49*, 6679.
- ¹¹⁹ Rueping, M. and Ieawsuwan, W., *Synlett*, **2007**, 247.
- ¹²⁰ Ohmiya, H., Yorimitsu, H. and Oshima, K., *Chem. Lett.*, **2004**, *33*, 1240.
- ¹²¹ Kom, T., Schade, M., Schade, S. and Knochel, P., *Org. Lett.*, **2006**, *8*, 725.
- ¹²² Klapars, A. and Buchwald, S. L., *J. Am. Chem. Soc.*, **2002**, *124*, 14844.
- ¹²³ Rossi, E., Abbiati, G., Canevari, V., Celentano, G. and Magri, E., *Synthesis*, **2006**, 299.
- ¹²⁴ Benoît, J., Malapel, B. and Mérou, J.-Y., *Synth. Commun.*, **1996**, *26*, 3289.
- ¹²⁵ Gribble, G. and Conway S. C., *Synth. Commun.*, **1992**, *22*, 2129.
- ¹²⁶ Mongin, F., Mojovic, L., Guillamet, B., Trécourt, F. and Quéguiner, G., *J. Org. Chem.*, **2002**, *67*, 8991.
- ¹²⁷ 'Regioselective cross-coupling reactions of multiply halogenated nitrogen-, oxygen- and sulfur-containing heterocycles', Schröter, S., Stock, C. and Bach, T., *Tetrahedron*, **2005**, *61*, 224.
- ¹²⁸ Handy, S. T. and Zhang, Y., *Chem. Commun.*, **2006**, 299.
- ¹²⁹ Angioletti, M. E., Casalnuovo, A. L. and Selby, T. P., *Synlett* **2000**, 905.
- ¹³⁰ Leconte, N., Keromnes-Wuillaume, A., Suzenet, F. and Guillaume, G., *Synlett*, **2007**, 204.
- ¹³¹ Alphonse, F.-A., Suzenet, F., Keromnes, A., Lebret, B. and Guillaume, G., *Synlett*, **2002**, 447.
- ¹³² Egí, M. and Liebeskind, L. S., *Org. Lett.*, **2003**, *5*, 801.
- ¹³³ Prokopcová, H. and Kappe, C. O., *J. Org. Chem.*, **2007**, *72*, 4440.
- ¹³⁴ Silva, S., Sylla, B., Suzenet, F., Tatibouët, A., Rauter, A. P. and Rollin, P., *Org. Lett.*, **2008**, *10*, 853.
- ¹³⁵ Zhang, S., Marshall, D. and Liebeskind, L. S., *J. Org. Chem.*, **1999**, *64*, 2796.
- ¹³⁶ Wu, J. and Yang, Z., *J. Org. Chem.*, **2001**, *66*, 7875.
- ¹³⁷ Schwier, T., Sromek, A. W., Yap, D. M. L., Chernyak, D. and Gevorgyan, V., *J. Am. Chem. Soc.*, **2007**, *129*, 9868.
- ¹³⁸ Denmark, S. E. and Sweis, R. F., *Org. Lett.*, **2002**, *4*, 3771.
- ¹³⁹ Legros, J.-Y., Primault, G., Toffano, M., Rivière, M.-A. and Fiaud, J.-C., *Org. Lett.*, **2000**, *2*, 433.
- ¹⁴⁰ 'Cross coupling', *Acc. Chem. Res.* **2008**, *41*, Special issue (11), 1439–1564; 'Metal-Catalyzed Cross-Coupling Reactions', 2nd Edn. de Meijere, A. and Diederich, F., Eds., Wiley-VCH, Weinheim, **2004**; 'Catalytic cross-coupling reactions in biaryl synthesis', Stanforth, S. P., *Tetrahedron*, **1998**, *54*, 263; 'Organometallics in coupling reactions in π -deficient azaheterocycles', Undheim, K. and Benneche, T., *Adv. Heterocycl. Chem.*, **1995**, *62*, 305.
- ¹⁴¹ Lee, K. and Lee, P. H., *Tetrahedron Lett.*, **2008**, *49*, 4302.
- ¹⁴² Baba, S. and Negishi, E., *J. Am. Chem. Soc.*, **1976**, *98*, 6729.
- ¹⁴³ Negishi, E. and Van Horn, D. E., *J. Am. Chem. Soc.*, **1977**, *99*, 3168.
- ¹⁴⁴ Jaber, N., Schumann, H. and Blum, J., *J. Heterocycl. Chem.*, **2003**, *40*, 565.
- ¹⁴⁵ 'Recent advances in organotrifluoroborates chemistry', Stefani, H. A., Cella, R. and Vieira, A. S., *Tetrahedron*, **2007**, *63*, 3623.
- ¹⁴⁶ Miyaura, N., Yanagi, T. and Suzuki, A., *Synth. Commun.*, **1981**, *11*, 513.
- ¹⁴⁷ Gronowitz, S. and Lawitz, K., *Chem. Scripta*, **1984**, *23*, 120; Gronowitz, S., Bobosik, K. and Lawitz, K., *Chem. Scripta*, **1984**, *24*, 5.

- 148 Thompson, W. J. and Gaudino, J., *J. Org. Chem.*, **1984**, *49*, 5237.
- 149 Billingsley, K. and Buchwald, S. L., *J. Am. Chem. Soc.*, **2007**, *129*, 3385.
- 150 Molander, G. A. and Figuero, R., *Aldrichim. Acta*, **2005**, *38*, 49.
- 151 Molander, G. A. and Bernardi, C. R., *J. Org. Chem.* **2002**, *67*, 8424.
- 152 Cañeque, T., Cuadro, A., Alvarez-Builla, J. and Vaquero, J. J., *Tetrahedron Lett.*, **2009**, *50*, 1419.
- 153 Savall, B. M. and Fontimayor, J. R., *Tetrahedron Lett.*, **2008**, *49*, 6667.
- 154 Caron, S., Massett, S. S., Bogle, D. E., Castaldi, M. J. and Braish, T. F., *Org. Proc. Res. Dev.*, **2001**, *5*, 254.
- 155 Itoh, T. and Mase, T., *Tetrahedron Lett.*, **2005**, *46*, 3573.
- 156 'The mechanism of the Stille reaction', Espinet, P. and Echavarren, A. M., *Angew. Chem. Int. Ed.*, **2004**, *43*, 4704.
- 157 Mee, S. P., Lee, V. and Baldwin, J. E., *Angew. Chem. Int. Ed.*, **2004**, *43*, 1132.
- 158 A search of the internet will find many references to the toxicity of tin compounds.
- 159 Kuhn, H. and Neumann, W. P., *Synlett*, **1994**, 123.
- 160 Roschin, A. I., Bumagin, N. A. and Beletskaya, I. P., *Tetrahedron Lett.*, **1995**, *36*, 125; Rai, R., Aubrecht, K. B. and Collum, D. B., *Tetrahedron Lett.*, **1995**, *36*, 3111.
- 161 Fouquet, E. and Rodriguez, A. L., *Synlett*, **1998**, 1323; Fouquet, E., Pereyre, M. and Rodriguez, A. L., *J. Org. Chem.*, **1997**, *62*, 5242.
- 162 Huiban, M., Huet, A., Barré, L., Sobrio, F., Fouquet, E. and Perrio, C., *Chem. Commun.*, **2006**, 97.
- 163 'Palladium-catalysed cross-coupling reactions of organosilanols and their salts: practical alternatives to boron- and tin-based methods', Denmark, S. E. and Regens, C. S., *Acc. Chem. Res.*, **2008**, *41*, 1486.
- 164 Denmark, S. E., Baird, J. D. and Regens, C. S., *J. Org. Chem.*, **2008**, *73*, 1440.
- 165 Denmark, S. E. and Kallemeyn, J. M., *J. Org. Chem.*, **2005**, *70*, 2839.
- 166 Napier, S., Marcuccio, S. M., Tye, H. and Whittaker, M., *Tetrahedron Lett.*, **2008**, *49*, 3939.
- 167 Mowery, M. E. and De Shong, P., *J. Org. Chem.*, **1999**, *64*, 1684.
- 168 Lam, P. Y. S., Deudon, S., Averill, K. M., Li, R., He, M. Y., DeShong, P. and Clark, C. G., *J. Am. Chem. Soc.*, **2000**, *122*, 7600.
- 169 Napier, S., Marcuccio, S. M., Tye, H. and Whittaker, M., *Tetrahedron Lett.*, **2008**, *49*, 6314.
- 170 Pierrat, P., Gros, P. and Fort, Y., *Org. Lett.*, **2005**, *7*, 697.
- 171 Kumada, M., Tamao, K. and Sumitani, K., *Org. Synth.*, **1988**, *Coll. Vol. 6*, 407.
- 172 Bonnet, V., Mongin, F., Trécourt, F., Quéguiner, G. and Knochel, P., *Tetrahedron*, **2002**, *58*, 4429.
- 173 Dumouchel, S., Mongin, F., Trécourt, F. and Quéguiner, G., *Tetrahedron Lett.*, **2003**, *44*, 3877.
- 174 'Palladium-catalyzed alkenylation by the Negishi coupling', Negishi, E., Hu, Q., Huang, Z., Qian, M. and Wang, G., *Aldrichimica Acta*, **2005**, *38*, 71.
- 175 Jackson, R. F. W. and Perez-Gonzalez, M., *Org. Synth.*, **2005**, *81*, 77.
- 176 Sakamoto, T., Kondo, Y., Watanabe, R. and Yamanaka, H., *Chem. Pharm. Bull.*, **1986**, *34*, 2719.
- 177 'Palladium-catalysed alkynylation', Negishi, E. and Anastasia, L., *Chem. Rev.*, **2003**, *103*, 1979.
- 178 Molander, G. A., Katona, B. W. and Machroufi, F., *J. Org. Chem.*, **2002**, *67*, 8416.
- 179 Yang, X., Zhu, L., Zhou, Y., Li, Z. and Zhai, H., *Synthesis*, **2008**, 1729.
- 180 'Suzuki-Miyaura cross-coupling reactions of alkylboronic acid derivatives or alkyltrifluoroborates with aryl, alkenyl or alkyl halides and triflates', Doucet, H., *Eur. J. Org. Chem.*, **2008**, 2013.
- 181 Iglesias, B., Alvarez, R. and de Lera, A. R., *Tetrahedron*, **2001**, *57*, 3125.
- 182 Molander, G. A. and Ludivine, J.-G., *J. Org. Chem.*, **2007**, *72*, 8422.
- 183 Martin, M. T., Liu, B., Cooley, B. E. and Eaddy, J. F., *Tetrahedron Lett.*, **2007**, *48*, 2555.
- 184 Schareina, T., Zapf, A. and Beller, M., *J. Organomet. Chem.*, **2004**, *689*, 4576.
- 185 Schareina, T., Zapf, A. and Beller, M. J., *Tetrahedron Lett.*, **2005**, *46*, 2585.
- 186 Yang, C. and Williams, J. M., *Org. Lett.*, **2004**, *6*, 2837.
- 187 Sakamoto, T., Katoh, E., Kondo, Y. and Yamanaka, H., *Heterocycles*, **1988**, *27*, 1353.
- 188 Navarro, O., Marlon, N., Scott, N. M., González, J., Amoroso, D., Bell, A. and Nolan, S. P., *Tetrahedron*, **2005**, *61*, 9716.
- 189 Kawatsura, M. and Hartwig, J. F., *J. Am. Chem. Soc.*, **1999**, *121*, 1473.
- 190 Bessmertnykh, A., Douaihy, C. M., Muniappan, S. and Guillard, R., *Synthesis*, **2008**, 1575 and references therein.
- 191 'Palladium-catalysed cross-coupling reactions involving pyrroles' Banwell, M. G., Goodwin, T. E., Ng, S., Smith, J. A. and Wong, D. J., *Eur. J. Org. Chem.*, **2006**, 3043.
- 192 Johnson, C. N., Stemp, G., Anand, N., Stephen, S. C. and Gallagher, T., *Synlett*, **1998**, 1025.
- 193 Gronowitz, S. and Peters, D., *Heterocycles*, **1990**, *30*, 645.
- 194 Allred, G. D. and Liebskind, L. S., *J. Am. Chem. Soc.*, **1996**, *118*, 2748.
- 195 Li, G., Wang, X., Li, J., Zhao, X. and Wang, F., *Tetrahedron*, **2006**, *62*, 2576.
- 196 Dandu, R., Tao, M., Josef, K. A., Bacon, E. R. and Hudkins, R. L., *J. Heterocycl. Chem.*, **2007**, *44*, 437.
- 197 Hudkins, R. L., Diebold, J. L. and Marsh, F. D., *J. Org. Chem.*, **1995**, *60*, 6218.
- 198 Nishida, A., Miyashita, N., Fuwa, M. and Nakagawa, M., *Heterocycles*, **2003**, *59*, 473.
- 199 Jiang, B. and Yang, C., *Heterocycles*, **2000**, *53*, 1489.
- 200 Ciattini, P. G., Morera, E. and Ortar, G., *Tetrahedron Lett.*, **1994**, *35*, 2405.
- 201 Herz, H. G., *Synthesis*, **1999**, 1013.
- 202 Cherry, K., Lebegue, N., Leclerc, V., Carato, P., Yous, S. and Berthelot, P., *Tetrahedron Lett.*, **2007**, *48*, 5751.
- 203 Baron, O. and Knochel, P., *Angew. Chem. Int. Ed.*, **2005**, *44*, 3133.
- 204 Thompson, W.J., Jones, J.H., Lyle, P.A. and Thies, J.E. *J. Org. Chem.* **1988**, *53*, 2052.
- 205 Ishiyama, T., Murata, M. and Miyaura, N., *J. Org. Chem.*, **1995**, *60*, 7508.
- 206 'Cross-coupling reactions on azoles with two or more heteroatoms', Schnürch, M., Flasiak, R., Khan, A. F., Spina, M., Mihovilovic, M. D. and Stanetty, P., *Eur. J. Org. Chem.* **2006**, 3283.

- 207 Jones, N. A., Antoon, J. W., Bowie, A. L., Borak, J. B. and Stevens, E. P. *J. Heterocycl. Chem.*, **2007**, *44*, 363.
- 208 Dondoni, A., Fantin, G., Fogagnolo, M., Medici, A. and Pedrini, P., *Synthesis*, **1987**, 693.
- 209 Bailey, T. R., *Tetrahedron Lett.*, **1986**, *27*, 4407.
- 210 Cliff, M. D. and Pyne, S. G., *Tetrahedron*, **1996**, *52*, 13703.
- 211 Cliff, M. D. and Pyne, S. G., *Synthesis*, **1994**, 681
- 212 Primas, N., Mahatsekake, C., Bouillon, A., Lancelot, J.-C., Sopková-de Oliveira Santos, J., Lohier, J.-F. and Rault, S., *Tetrahedron*, **2008**, *64*, 4596.
- 213 Hämmerle, J., Schnürch, M. and Stanetty, P., *Synlett*, **2007**, 2975.
- 214 Araki, H., Katoh, T. and Inoue, M., *Synlett*, **2006**, 555.
- 215 Bellina, F., Cauteruccio, S. and Rossi, R., *J. Org. Chem.*, **2007**, *72*, 8543.
- 216 Flegeau, E. F., Popkin, M. E. and Greaney, M. F., *Org. Lett.*, **2006**, *8*, 2495.
- 217 Kelly, T. R. and Lang, F., *J. Org. Chem.*, **1996**, *61*, 4623.
- 218 Bach, T. and Heuser, S., *J. Org. Chem.*, **2002**, *67*, 5789.
- 219 Kawasaki, I., Katsuma, H., Nakayama, Y., Yamashita, M. and Ohto, S., *Heterocycles*, **1998**, *48*, 1887.
- 220 Gérard, A.-L., Bouillon, A., Mahatsekake, C., Collot, V. and Rault, S., *Tetrahedron Lett.*, **2006**, *47*, 4665.
- 221 Hanamoto, T., Koga, Y., Kido, E., Kawanami, T., Furuno, H. and Inanaga, J., *Chem. Commun.*, **2005**, 2041.
- 222 Moore, J. E., Davies, M. W., Goodenough, K. M., Wybrow, R. A. J., York, M., Johnson, C. N. and Harrity, J. P. A., *Tetrahedron*, **2005**, *61*, 6707.
- 223 Arnautu, A., Collot, V., Ros, J. C., Alayrac, C., Witulski, B. and Rault, S., *Tetrahedron Lett.*, **2002**, *43*, 2695.
- 224 Crestey, F., Collot, V., Stiebing, S. and Rault, S., *Synthesis*, **2006**, 3506.
- 225 Christoforou, I. C. and Koutentis, P. A., *Org. Biomol. Chem.*, **2006**, *4*, 3681.
- 226 Bookser, B. C., *Tetrahedron Lett.*, **2000**, *41*, 2805.
- 227 Felding, J., Uhlmann, P., Kristensen, J., Vedso, P. and Begtrup, M., *Synthesis*, **1998**, 1181.
- 228 Yi, K. Y. and Yoo, S., *Tetrahedron Lett.*, **1995**, *36*, 1679.
- 229 Hodgson, P. B. and Salingue, F. H., *Tetrahedron Lett.*, **2004**, *45*, 685; Jones, N. A., Antoon, J. W., Bowie, A. L., Borak, J. B., and Stevens, E. P., *J. Heterocycl. Chem.*, **2007**, *44*, 363.
- 230 Benaglia, M., Toyota, S., Woods, C. R. and Siegel, J. S., *Tetrahedron Lett.*, **1997**, *38*, 4737.
- 231 Zoltewicz, J. A. and Cruskie, M. P., *J. Org. Chem.*, **1995**, *60*, 3487.
- 232 Simkovsky, N. M., Ermann, M., Roberts, S. M., Parry, D. M. and Baxter, A. D., *J. Chem. Soc., Perkin Trans. 1*, **2002**, 1847.
- 233 Reddy, E. A., Barange, D. K., Islam, A., Mukkanti, K. and Pal, M., *Tetrahedron*, **2008**, *64*, 7143.
- 234 Ford, A., Sinn, E. and Woodward, S., *J. Chem. Soc., Perkin Trans. 1*, **1997**, 927.
- 235 Yang, W., Wang, Y. and Corte, J. R., *Org. Lett.*, **2003**, *5*, 3131.
- 236 Sicre, C., Alonso-Gómez, J.-L. and Cid, M. M., *Tetrahedron*, **2006**, *62*, 11063.
- 237 'Palladium-catalysed cross-coupling reactions on pyridazine moieties', Nara, S., Martinez, J., Wermuth, C.-G. and Parrot, I. *Synlett*, **2006**, 3185.
- 238 Helm, M. D., Moore, J. E., Plant, A. and Harrity, J. P. A., *Angew. Chem. Int. Ed.*, **2005**, *44*, 3889.
- 239 Sauer, J., Heldmann, D. K. and Pabst, G., *Eur. J. Org. Chem.*, **1999**, 313.
- 240 Sauer, J. and Heldmann, D. K., *Tetrahedron*, **1998**, *54*, 4297.
- 241 Heldmann, D. K. and Sauer, J., *Tetrahedron Lett.*, **1997**, *38*, 5791.
- 242 Darabantu, M., Bouilly, L., Turck, A. and Plé, N., *Tetrahedron*, **2005**, *61*, 2897.
- 243 Peters, D., Hornfeldt, A.-B. and Gronowitz, S., *J. Heterocycl. Chem.*, **1990**, *27*, 2165.
- 244 Peters, D., Hornfeldt, A.-B., Gronowitz, S. and Johansson, N. G., *J. Heterocycl. Chem.* **1991**, *28*, 529.
- 245 Deng, X. and Mani, N. S., *Org. Lett.*, **2006**, *8*, 269.
- 246 Delia, T. J., Schomaker, J. M. and Kalinda, A. S., *J. Heterocycl. Chem.*, **2006**, *43*, 127.
- 247 Pal, M., Batchu, V. R., Swamy, N. K. and Padakanti, S., *Tetrahedron Lett.*, **2006**, *47*, 3923.
- 248 Turck, A., Plé, N., Leprêtre-Gaquère, A. and Quéguiner, G., *Heterocycles*, **1998**, *49*, 205.
- 249 Nyffenegger, C., Fournet, G. and Joseph, B., *Tetrahedron Lett.*, **2007**, *48*, 5069.
- 250 Wu, J., Liao, Y. and Yang, Z., *J. Org. Chem.*, **2001**, *66*, 3642.
- 251 Zhang, L., Meng, T., Fan, R. and Wu, J., *J. Org. Chem.*, **2007**, *72*, 7279.
- 252 Lopez, O. D., Goodrich, J. T., Yang, F. and Snyder, L. B., *Tetrahedron Lett.*, **2007**, *48*, 2063.
- 253 Ryu, K.-M., Gupta, A. K., Han, J. W., Oh, C. H. and Cho, C.-G., *Synlett*, **2004**, 2197.
- 254 Kim, W.-S., Kim, H.-J. and Cho, C.-G., *Tetrahedron Lett.*, **2002**, *43*, 9015.
- 255 Fairlamb, I. J. S., O'Brien, C. T., Lin, Z. and Lam, K. C., *Org. Biomol. Chem.*, **2006**, *4*, 1213.
- 256 'Purines bearing carbon substituents in positions 2, 6, or 8 by metal or organometal-mediated C-C bond-forming reactions', Hocek, M., *Eur. J. Org. Chem.*, **2003**, 245.
- 257 Lakshman, M. K., Gunda, P. and Pradhan, P., *J. Org. Chem.*, **2005**, *70*, 10329.
- 258 Nolsøe, J., Gundersen, L.-L. and Rise, F., *Acta. Chem. Scand.*, **1999**, *53*, 366.
- 259 Kuznetsov, A. G., Bush, A. A. and Babaev, E. V., *Tetrahedron*, **2008**, *64*, 749.
- 260 Bouillon, A., Voisin, A. S., Robic, A., Lancelot, J.-C., Collot, V. and Rault, S., *J. Org. Chem.*, **2003**, *68*, 10178.
- 261 Yamamoto, Y., Seko, T. and Nemoto, H., *J. Org. Chem.*, **1989**, *54*, 4734.
- 262 Getmanenko, Y. A. and Twieg, R. J., *J. Org. Chem.*, **2008**, *73*, 830.
- 263 Parry, P. R., Wang, C., Batsanov, A. S., Bryce, M. R. and Tarbit, B., *J. Org. Chem.*, **2002**, *67*, 7541.
- 264 Gillis, E. P. and Burke, M. D., *J. Am. Chem. Soc.*, **2007**, *129*, 6716.
- 265 Lee, S. J., Gray, K. C., Paek, J. S. and Burke, M. D., *J. Am. Chem. Soc.*, **2008**, *130*, 466; Gillis, E. P. and Burke, M. D., *J. Am. Chem. Soc.*, **2008**, *130*, 14084.
- 266 Stanetty, P., Schnürch, M. and Mihovilovic, M. D., *J. Org. Chem.*, **2006**, *71*, 3754.
- 267 Akita, Y., Itagaki, Y., Takizawa, S. and Ohta, A., *Chem. Pharm. Bull.*, **1989**, *37*, 1477.
- 268 'Recent advances in intermolecular direct arylation reactions', Campeau, L.-C., Stuart, D. R. and Fagnou, K., *Aldrichimica Acta*, **2007**, *40*, 35.

- ²⁶⁹ 'Palladium-catalysed direct arylation of simple arenes in the synthesis of biaryl molecules', Campeau, L.-C. and Fagnou, K., *Chem. Commun.*, **2006**, 1253.
- ²⁷⁰ Seregin, I. V., Ryabova, V. and Gevorgyan, V., *J. Am. Chem. Soc.*, **2007**, *129*, 7742.
- ²⁷¹ Ohnmacht, S. A., Mamone, P., Culshaw, A. J. and Greaney, M. F., *Chem. Commun.*, **2008**, 1241.
- ²⁷² Besselièvre, F., Mahuteau-Betzer, F., Grierson, D. S. and Piguel, S., *J. Org. Chem.*, **2008**, *73*, 3278.
- ²⁷³ Martin, T., Verrier, C., Hoarau, C. and Marsais, F., *Org. Lett.*, **2008**, *10*, 2909.
- ²⁷⁴ Borghese, A., Geldhof, G. and Antoine, L., *Tetrahedron Lett.*, **2006**, *47*, 9249.
- ²⁷⁵ Kobayashi, K., Sugie, A., Takahashi, M., Masui, K. and Mori, A., *Org. Lett.*, **2005**, *7*, 5083.
- ²⁷⁶ Čerňa, I., Pohl, R., Klepetářová, B. and Hocek, M., *Org. Lett.*, **2006**, *8*, 5389.
- ²⁷⁷ Cerna, I., Pohl, R. and Hocek, M., *Chem. Commun.*, **2007**, 4729.
- ²⁷⁸ Storr, T. E., Firth, A. G., Wilson, K., Darley, K., Baumann, C. G. and Fairlamb, I. J. S., *Tetrahedron*, **2008**, *64*, 6125.
- ²⁷⁹ Koubachi, J., El Kazzouli, S., Berteina-Raboin, S., Mouaddib, A. and Guillaumet, G., *Synthesis*, **2008**, 2537.
- ²⁸⁰ Lewis, J. C., Wu, J. Y., Bergman, R. G. and Ellman, J. A., *Angew. Chem. Int. Ed.*, **2006**, *45*, 1589.
- ²⁸¹ Wang, X., Lane, B. S. and Sames, D., *J. Am. Chem. Soc.*, **2005**, *127*, 4996.
- ²⁸² Lane, B. S. and Sames, D., *Org. Lett.*, **2004**, *6*, 2897.
- ²⁸³ Lane, B. S., Brown, M. A. and Sames, D., *J. Am. Chem. Soc.*, **2005**, *127*, 8050.
- ²⁸⁴ Bellina, F., Benelli, F. and Rossi, R., *J. Org. Chem.*, **2008**, *73*, 5529.
- ²⁸⁵ Campeau, L.-C., Rousseaux, S. and Fagnou, K., *J. Am. Chem. Soc.*, **2005**, *127*, 18020.
- ²⁸⁶ Leclerc, J.-P. and Fagnou, K., *Angew. Chem. Int. Ed.*, **2006**, *45*, 7781.
- ²⁸⁷ Li, M. and Hua, R., *Tetrahedron Lett.*, **2009**, *50*, 1478.
- ²⁸⁸ Alvarez, E., Conejero, S., Lara, P., López, J. A., Paneque, M., Petronilho, A., Poveda, M. L., del Rio, D., Serrano, O. and Carmona, E., *J. Am. Chem. Soc.*, **2007**, *129*, 14130.
- ²⁸⁹ Deprez, N. R., Kalyani, D., Krause, A. and Sanford, M. S., *J. Am. Chem. Soc.*, **2006**, *128*, 4972.
- ²⁹⁰ Grigg, R. and Savic, V., *Tetrahedron Lett.*, **1997**, *38*, 5737.
- ²⁹¹ Tan, K. L., Bergman, R. G. and Ellman, J. A., *J. Am. Chem. Soc.*, **2002**, *124*, 13964.
- ²⁹² Stuart, D. R. and Fagnou, K., *Science*, **2007**, *316*, 1172.
- ²⁹³ Dwight, T. A., Rue, N. R., Charyk, D., Josselyn, R. and DeBoef, B., *Org. Lett.*, **2007**, *9*, 3137; Potavathi, S., Dumas, A. S., Dwight, T. A., Naumiec, G. R., Hammann, J. M. and DeBoef, B., *Tetrahedron Lett.*, **2008**, *49*, 4050.
- ²⁹⁴ Masui, K., Ikegami, H. and Mori, A., *J. Am. Chem. Soc.*, **2004**, *126*, 5074.
- ²⁹⁵ Yang, S.-D., Sun, C.-L., Fang, Z., Li, B.-J., Li, Y.-Z. and Shi, Z.-J., *Angew. Chem. Int. Ed.*, **2008**, *47*, 1473.
- ²⁹⁶ Zhao, J., Zhang, Y. and Cheng, K., *J. Org. Chem.*, **2008**, *73*, 7428.
- ²⁹⁷ Harmann, B. C. and Hartwig, J. F., *J. Am. Chem. Soc.*, **1998**, *120*, 7369; Old, D. W., Wolfe, J. P. and Buchwald, S. L., *J. Am. Chem. Soc.*, **1998**, *120*, 9722.
- ²⁹⁸ Wolfe, J. P., Tomori, H., Sadighi, J. P., Yin, J. and Buchwald, S. L., *J. Org. Chem.*, **2000**, *65*, 1158.
- ²⁹⁹ Old, D. W., Harris, M. C. and Buchwald, S. L., *Org. Lett.*, **2000**, *2*, 1403.
- ³⁰⁰ Yin, J., Zhao, M. M., Huffman, M. A. and McNamara, J. M., *Org. Lett.*, **2002**, *4*, 3481.
- ³⁰¹ Schulte, J. P. and Tweedie, S. R., *Synlett*, **2007**, 2331.
- ³⁰² 'Applications of boronic acids in selective C–C and C–N arylation of purines', Strouse, J. J., Jeselnik, M. and Arterburn, J. B., *Acta. Chim. Slov.*, **2005**, *52*, 187.
- ³⁰³ Lakshman, M. K., Keeler, J. C., Hilmer, J. H. and Martin, J. Q., *J. Am. Chem. Soc.*, **1999**, *121*, 6090.
- ³⁰⁴ Gillet, L. C. J. and Schäfer, O. D., *Org. Lett.*, **2002**, *4*, 4205.
- ³⁰⁵ Schoffers, E., Olsen, P. D. and Means, J. C., *Org. Lett.*, **2001**, *3*, 4221.
- ³⁰⁶ Chakraborti, D., Colis, L., Schneider, R. and Basu, A. K., *Org. Lett.*, **2003**, *5*, 2861.
- ³⁰⁷ Snider, B. B. and Zeng, H., *Org. Lett.*, **2000**, *2*, 4103.
- ³⁰⁸ Arterburn, J. B., Rao, K. V., Ramdas, R. and Dible, B. R., *Org. Lett.*, **2001**, *3*, 1351.
- ³⁰⁹ Lam, M. S., Lee, H. W., Chan, A. S. C. and Kwong, F. Y., *Tetrahedron Lett.*, **2008**, *49*, 6192; Wolter, M., Klapars, A. and Buchwald, S. L., *Org. Lett.*, **2001**, *3*, 3803.
- ³¹⁰ Lebedev, A. Y., Izmer, V. V., Kazyul'kin, D. N., Beletskaya, I. P. and Voskoboinikov, A. Z., *Org. Lett.*, **2002**, *4*, 623.
- ³¹¹ Gradel, B., Schneider, R. and Fort, Y., *Tetrahedron Lett.*, **2001**, *42*, 5689.
- ³¹² 'Renaissance of Ullmann and Goldberg reactions – progress in copper catalyzed C–N-, C–O- and C–S-coupling', Kunz, K., Scholz, U. and Ganzer, D., *Synlett*, **2003**, 2429.
- ³¹³ Kiyomori, A., Marcoux, J.-F. and Buchwald, S. L., *Tetrahedron Lett.*, **1999**, *40*, 2657.
- ³¹⁴ Zhu, L., Guo, P., Li, G., Lan, J., Xie, R. and You, J., *J. Org. Chem.*, **2007**, *72*, 8535.
- ³¹⁵ Altman, R. A. and Buchwald, S. L., *Org. Lett.*, **2006**, *8*, 2779.
- ³¹⁶ Altman, R. A., Koval, E. D. and Buchwald, S. L., *J. Org. Chem.*, **2007**, *72*, 6190.
- ³¹⁷ Hong, C. S., Seo, J. Y. and Yum, E. K., *Tetrahedron Lett.*, **2007**, *48*, 4831.
- ³¹⁸ Zhang, H., Chen, B.-C., Wang, B., Chao, S. T., Zhao, R., Lim, N. and Balasubramanian, B., *Synthesis*, **2008**, 1523.
- ³¹⁹ Yeh, V. S. C. and Wiedeman, P. E., *Tetrahedron Lett.*, **2006**, *47*, 6011.
- ³²⁰ Chan, D. M. T., Monaco, K. L., Wang, R.-P. and Winters, M. P., *Tetrahedron Lett.*, **1998**, *39*, 2933.
- ³²¹ Lam, P. Y. S., Clark, C. G., Saubern, S., Adams, J., Winters, M. P., Cham, D. M. T. and Combs, A., *Tetrahedron Lett.*, **1998**, *39*, 2941.
- ³²² Mederski, W. W. K. R., Lefort, M., Germann, M. and Kux, D., *Tetrahedron*, **1999**, *55*, 12757.
- ³²³ Collman, J. P., Zhong, M., Zhang, C. and Costanzo, S., *J. Org. Chem.*, **2001**, *66*, 7892.
- ³²⁴ Dai, Q., Ran, C. and Harvey, R. G., *Tetrahedron*, **2006**, *62*, 1764.
- ³²⁵ Jacobsen, M. F., Knudsen, M. M. and Gothelf, K. V., *J. Org. Chem.*, **2006**, *71*, 9183.
- ³²⁶ Lam, P. Y. S., Vincent, G., Bonne, D. and Clark, C. G., *Tetrahedron Lett.*, **2003**, *44*, 4927.

- ³²⁷ Tsuritani, T., Strotman, N. A., Yamamoto, Y., Kawasaki, M., Yasuda, N. and Mase, T., *Org. Lett.*, **2008**, *10*, 1653.
- ³²⁸ Lam, P. Y. S., Vincent, G., Bonne, D. and Clark, C. G., *Tetrahedron Lett.*, **2002**, *43*, 3091; Lam, P. Y. S., Clark, C. G., Saubern, S., Adams, J., Averill, K. M., Chan, D. M. T. and Combs, A., *Synlett*, **2000**, 674.
- ³²⁹ Song, R.-J., Deng, C.-L., Xie, Y.-X. and Li, J.-H., *Tetrahedron Lett.*, **2007**, *48*, 7845.
- ³³⁰ Kang, S.-K., Lee, S.-H. and Lee, D., *Synlett*, **2000**, 1022.
- ³³¹ Elliott, G. I. and Konopelski, J. P., *Org. Lett.*, **2000**, 3055.
- ³³² Fedorov, A. Y. and Finet, J.-P., *Tetrahedron Lett.*, **1999**, *40*, 2747.
- ³³³ Gagnon, A., St-Onge, M., Little, K., Duplessis, M. and Barabé, F., *J. Am. Chem. Soc.*, **2007**, *129*, 44.
- ³³⁴ Schwarz, N., Pews-Davtyan, A., Alex, K., Tillack, A. and Beller, M., *Synthesis*, **2007**, 3722.
- ³³⁵ Humphries, P. S., Bailey, S., Do, Q.-Q. T., Kellum, J. H., McClellan, G. A. and Wilhite, D. M., *Tetrahedron Lett.*, **2006**, *47*, 5333.
- ³³⁶ D'Angelo, N. D., Peterson, J. L., Booker, S. K., Fellows, I., Dominguez, C., Hungate, R., Reider, P. J. and Kim, T.-S., *Tetrahedron Lett.*, **2006**, *47*, 5045.
- ³³⁷ Shafir, A., Lichtor, P. A. and Buchwald, S. L., *J. Am. Chem. Soc.*, **2007**, *129*, 3490.
- ³³⁸ 'Palladium catalysed vinylation of organic halides', Heck, R. F., *Org. React.*, **1982**, *27*, 345; 'Advances in the Heck chemistry of aryl bromides and chlorides', Whitcombe, N. J., Hii, K. K. and Gibson, S. E., *Tetrahedron*, **2001**, *57*, 7449.
- ³³⁹ Frank, W. C., Kim, Y. C. and Heck, R. F., *J. Org. Chem.*, **1978**, *43*, 2947.
- ³⁴⁰ He, T., Tao, X., Wu, X., Cai, L. and Pike, V.W., *Synthesis*, **2008**, 887.
- ³⁴¹ Itahara, T., Ikeda, M. and Sakakibara, T., *J. Chem. Soc., Perkin Trans. 1*, **1983**, 1361.
- ³⁴² Tsuji, J. and Nagashima, H., *Tetrahedron*, **1984**, *46*, 2699.
- ³⁴³ Grimster, N. P., Gauntlett, C., Godfrey, C. R. A. and Gaunt, M. J., *Angew. Chem. Int. Ed.*, **2005**, *44*, 3125.
- ³⁴⁴ Capito, E., Brown, J. M. and Ricci, A., *Chem. Commun.*, **2005**, 1854.
- ³⁴⁵ Maehara, A., Tsurugi, H., Satoh, T. and Miura, M., *Org. Lett.*, **2008**, *10*, 1159.
- ³⁴⁶ Bessard, Y. and Crettaz, R., *Heterocycles*, **1999**, *51*, 2589; Albaneze-Walker, J., Bazaral, C., Leavey, T., Dormer, P. G. and Murray, J. A., *Org. Lett.*, **2004**, *6*, 2097.
- ³⁴⁷ Kumar, K., Zapf, A., Michalik, D., Tillack, A., Heinrich, T., Böttcher, H., Arlt, M. and Beller, M., *Org. Lett.*, **2004**, *6*, 7.
- ³⁴⁸ Couve-Bonnaire, S., Carpentier, J.-F., Mortreux, A. and Castanet, Y., *Tetrahedron*, **2003**, *59*, 2793.

5

Methods in Heterocyclic Chemistry

The traditional methods of organic synthesis have been supplemented, and often supplanted, by several newer techniques, all of which are relevant to heterocyclic chemistry, and are discussed in this chapter.

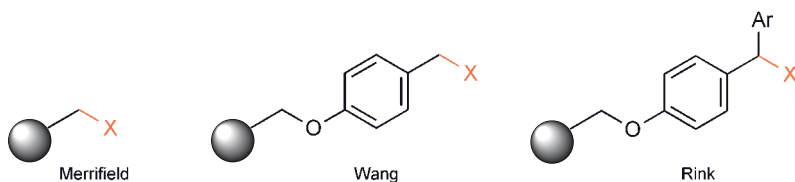
One important approach is to carry out reactions with tethered substrates, to simplify manipulation, purification and isolation, avoiding the often tedious and wasteful standard techniques such as liquid–liquid extractions and chromatography. The original way of doing this was by carrying out the reactions on solid phase – that is, where the substrate is attached (tethered) to an insoluble polymeric solid support – and this remains the most popular method. Soluble polymeric supports can also be used, but are not so convenient. A more recent approach is the use of (non-polymeric) ‘phase tags’, which are auxiliary groups that have high affinities for particular solvents or adsorbents, allowing selective capture of the tagged components. These methods have also been extended to the use of tethered reagents, and scavengers for removal of by-products, rather than immobilisation of the substrate.

This chapter also includes a discussion of the use of microwave heating which can greatly accelerate reactions, cutting down on reaction times and often allowing transformations that would otherwise not be practicable. The use of flow reactors is a burgeoning area, with advantages at all scales and is discussed in the heterocyclic context.

5.1 Solid-Phase Reactions¹ and Related Methods

5.1.1 Solid-Phase Reactions

This method was originally developed by Merrifield for peptide synthesis, with the link (tether) being achieved by alkylation of the carboxyl oxygen of protected amino acids with chloromethylated polystyrene resins. It is now very widely used in general and heterocyclic chemistry, but modified resins are much more common, although still normally based on the polystyrene backbone, but with various intermediate chains and functional linking groups, which allow easier control over conditions for cleavage of the product. Popular variants are based on Wang resins, containing an intermediate alkoxybenzyl group and the related Rink resins. Solid-supported reactions are particularly amenable to combinatorial, high throughput and automated synthesis.² (**NOTE:** In schemes, the resin backbone, including any spacer group, may be indicated generically as ‘PS’ in reagent listings, but in structural diagrams it is shown as shaded circles.)



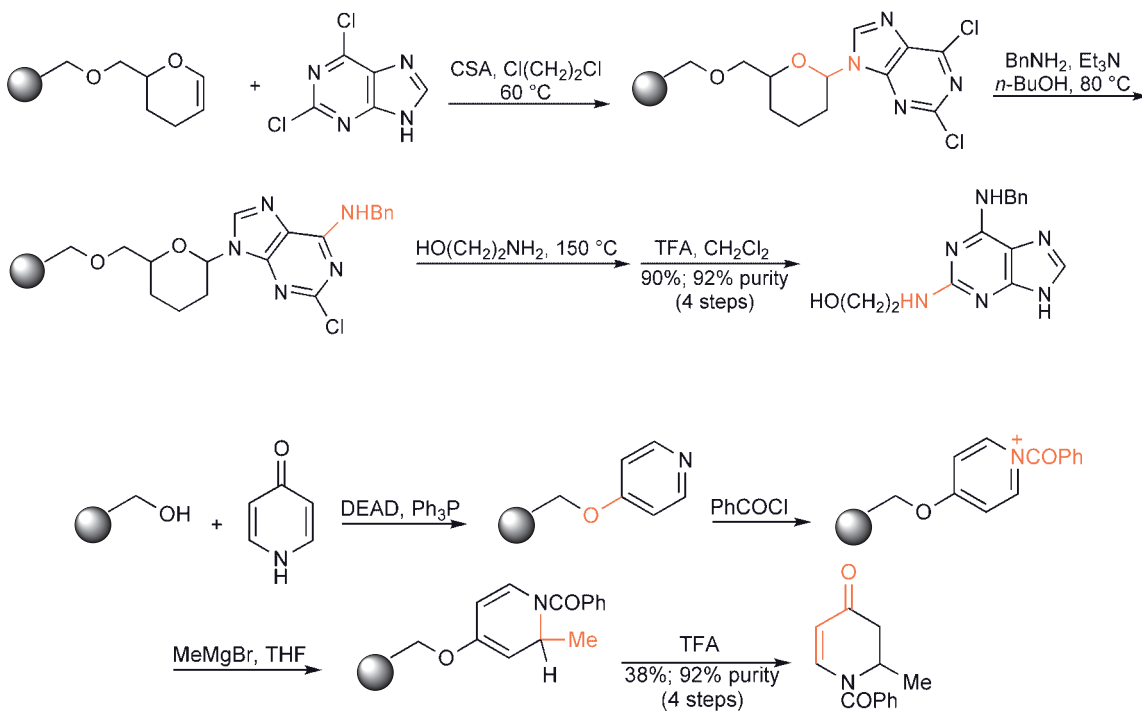
The process of solid-phase synthesis (SPS) involves linking the substrate to the resin, carrying out various reactions, washing away by-products, and finally cleaving the product from the support with minimal impurities. The polymer-bound intermediates may simply be filtered off and washed after each stage or, more conveniently, by using a special flask containing a sinter, controlled by a stopcock, at the base.

Individual reactions may be slower on solid phase, due to congestion at the reacting site, and it is common to use substantial excesses of reagents to ensure complete reaction. However, overall processes are generally faster because only one isolation step is needed. Modified polymers, for example with polyethylene glycol spacers between the polymeric benzyl and the reacting group, are said to give reactions that are more similar to solution reactions.

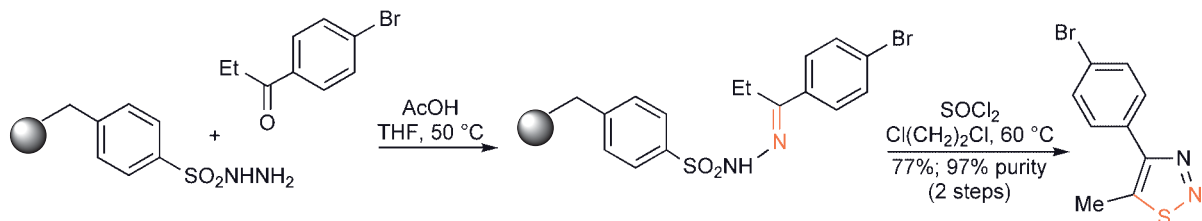
Practically all types of reaction can be carried out, although some may limit the choice of linking group, including those that may include aggressive or sensitive reagents, such as lithiation, halogenation or metal-catalysed couplings. Solid-phase synthesis can be adapted to most standard heterocyclic reactions and syntheses.

A major question is how to attach the substrate to the polymer in such a way that it can be selectively and easily removed at the end of the sequence. In carboaromatic and aliphatic chemistry this is often done through a functional group such as a carboxylic acid or an amine. However, this can restrict choice of substrate; an alternative method is through a 'traceless link' such as a silane, which can be removed, for example by protonolysis, to leave a hydrogen at the point of attachment, but this may not be particularly convenient. Here, heterocycles have the advantage! Attachment to the support can be by methods similar to those described above, but also *via* the ring nitrogen, or other potential ring heteroatoms.

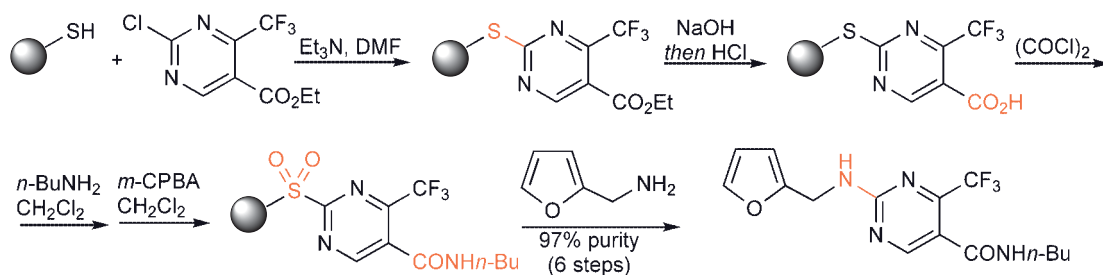
Some illustrative and self-explanatory examples are shown below.^{3,4,5} For a discussion of the heterocyclic reactivity involved in the examples shown, the reader should consult the relevant ring-system chapter.



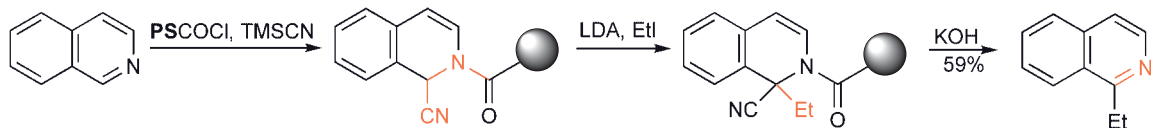
An alternative attachment is through a heteroatom when the heterocyclic ring formation is the final step – it is often easy to incorporate a final cyclisation (heterocycle formation) step in such a way that it results in cleavage of the product from the support at the same time.⁶



Sulfur is a useful link for heterocycles because its use as a leaving group (or better, after conversion to sulfoxide⁷ or sulfone) can bring about cleavage from the support combined with addition of a nucleophile. This method has been used for both azoles⁸ and azines,⁹ as shown below.

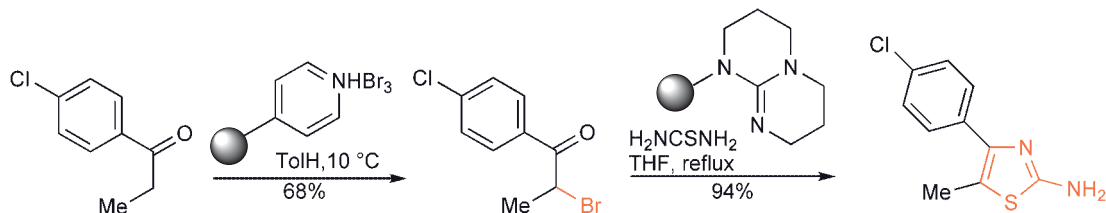


An interesting (traceless) example combines the linking with a first-stage reaction by use of a resin acid chloride in a Reissert-reaction–alkylation sequence from isoquinolines, the normal Reissert final-stage hydrolysis being the means of cleavage from the resin.¹⁰



5.1.2 Solid-Supported Reagents and Scavengers

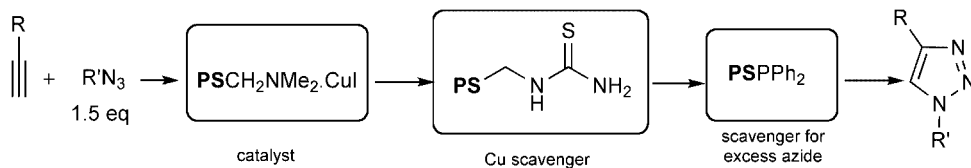
Another application of solid-phase chemistry is the use of polymer-bound reagents for reactions with substrates in solution, which offers similar advantages in requiring minimal purification: the thiazole synthesis shown below, which involved the use of a polymer-bound brominating agent and secondly a polymer-bound base, gave the intermediate and product in greater than 95% purity, without the need for any chromatography.¹¹



Other examples include reactions, such as the Mitsunobu condensation, where polystyrene-diphenylphosphine can be used instead of triphenylphosphine, avoiding production of the difficult-to-remove by-product, triphenylphosphine oxide.

Solid-phase ‘scavengers’ can also be used both for removal of excess reagents and trace impurities, such as metal residues, for example palladium from cross-coupling reactions. A range of resins is available to remove a variety of metal residues, usually involving binding to a thiol or amino group.

Instead of simply filtering off the resin between stages, an alternative approach is to carry out reactions in flow systems with sequential chambers containing catalysts and/or reagents and/or scavengers. An illustrative example is the triazole synthesis shown below, *via* a copper-catalysed azide–acetylene cycloaddition, where excess azide was used to ensure complete reaction of the acetylene substrate. The mixture of azide and acetylene was first passed through a chamber containing the reaction catalyst – $\text{CuI} \cdot \text{Me}_2\text{NCH}_2\text{PS}$ – then though a polystyrene-thiourea resin to remove a small amount of copper that had leached from the catalyst. Finally, passage through a polystyrene-phosphine resin to eliminate the excess azide, and removal of the solvent, gave essentially pure product.¹²



While all the above methods have been used very successfully on standard laboratory scale, they also have significant potential for rapid synthesis on medium scale (up to several kg) and possibly even larger. High-loading resins can bind an equal weight of substrate and so are efficient in terms of volume.¹³

At the other end of the scale, products can be isolated on single beads of resin produced by combinatorial chemistry, involving sequential splitting and mixing batches of beads between reaction steps such that single beads contain only one product. Spectroscopic methods have been developed for the non-destructive characterisation of products while still on the bead.¹⁴

5.1.3 Solid-Phase Extraction (SPE)

Rather than carry out liquid–liquid extractions, which are time-consuming and lead to large quantities of waste, solid supports can be constructed that have high affinity for selected types of molecules. Simple filtration of a solution through a column of the solid-phase medium results in efficient extraction of the product. This method is quite widely used and is of particular interest for fluorine chemistry (see below).

5.1.4 Soluble Polymer-Supported Reactions¹⁵

Soluble polymers, such as polyethylene glycol (PEG), can be used in similar ways to the insoluble supports, but they generally require a more elaborate work-up, often involving precipitation of the polymeric

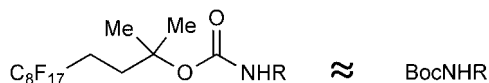
complex. They have not been widely used for heterocyclic synthesis, however in one example, thiophenes were made from PEG cyanoacetic ester, ketones and sulfur.¹⁶

5.1.5 Phase Tags

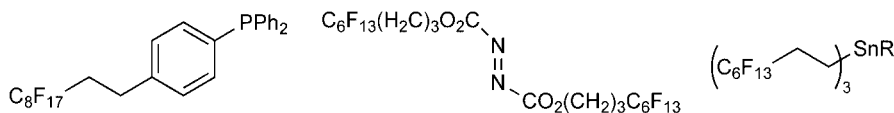
A phase tag can be as simple as incorporation of a protecting group containing a carboxyl or amino group, allowing selective extraction into base or acid respectively. However, general methods using non-reactive tags are more versatile, of which the most important and best-developed group are fluororous compounds, with a significant number of protecting groups, reagents and scavengers being commercially available.

5.1.5.1 Fluororous Tags¹⁷

A fluororous compound is one that contains one or more perfluoroalkyl groups that confer special physical properties on the molecule, particularly selective affinity for solvents and adsorbants, without changing the chemical properties to a great degree. They can be differentiated into 'light fluororous', which generally have a single perfluoroalkyl group (usually C₆ to C₁₀) and 'heavy fluororous', which may contain multiple perfluoroalkyl groups. Light fluororous compounds are generally much more useful in the current context. The perfluoroalkyl group is usually 'insulated' from a functional group by a number of methylenes to avoid altering its reactivity too much, for example where it is a nucleophile or where formation of a cation is involved in cleavage, as for the Boc analogue shown below. However, in certain cases, for example sulfonate leaving groups, it may be beneficial to have the stronger electron withdrawal of a fully fluorinated group.

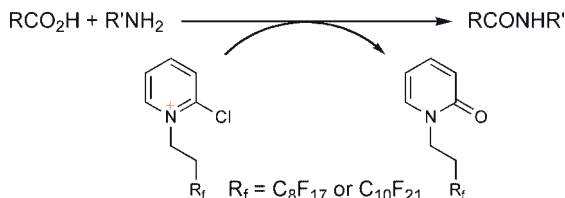


Fluororous chemistry can be applied in many ways that are similar to solid-phase methodology, including the use of traceless and reactive attachment points for substrates, or as reagents or scavengers. Notable examples of reagents where the by-products are difficult to separate in the 'normal' form, but easy in the fluororous form, are azodicarboxylates and phosphines, for Mitsunobu reactions, and 'heavy' fluororous tin reagents, for various purposes, including Stille couplings.¹⁸

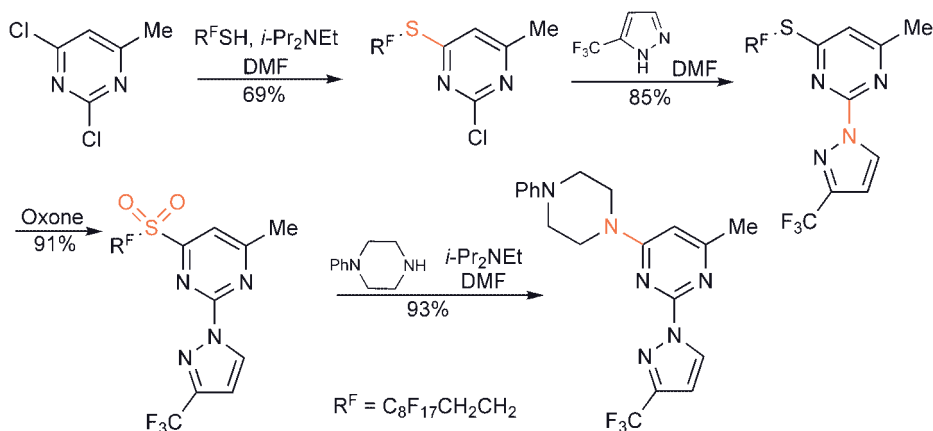


Fluororous tagging can facilitate separation by standard purification methods, but more specific methods are available. A particularly useful technique is SPE onto fluororous silica gel, which contains a fluorinated chain bonded to the silica. The non-fluororous components are washed off with a fluorophobic solvent then the fluororous component is eluted with a fluorophilic solvent. Note that ordinary organic solvents are used; fluorinated solvents are seldom required. Many organic solvents are fluorophilic, but can be switched dramatically, in the case of water-miscible solvents, by the addition of relatively small amounts of water, into fluorophobes. The selectivity is such that the fluorophobic solvent can be 20% water in methanol, followed, as the fluorophilic solvent, by pure methanol.

The exact size of the perfluoroalkyl group can be critical. In the example shown below, fluororous versions of the Mukaiyama 2-chloropyridinium reagent were used to couple acids and amines in DMF, the fluororous pyridone by-product being removed by precipitation on addition of 20% water. Some of the pyridone was retained in the solution when R_f was C_8F_{17} , but none when it was $C_{10}F_{21}$.¹⁹



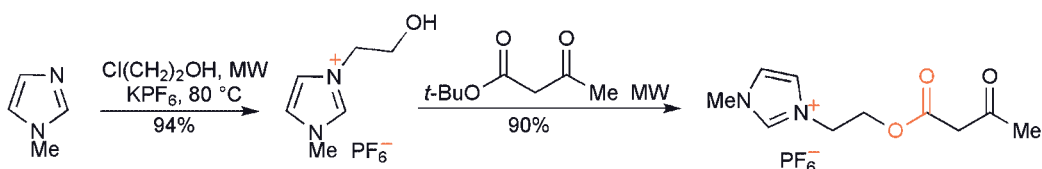
The scheme shown below illustrates a typical fluororous sequence, including the use of a fluororous tagged intermediate where the tag can be converted into a leaving group, in analogy with solid-phase sulfur links.²⁰



5.1.5.2 Ionic-Liquid Tags

Some syntheses using intermediates with ionic-liquid tags have been reported, but they are not as versatile as solid or fluororous supports. The tagged intermediates and products are often isolated by precipitation and an advantage of ionic liquids is that the affinity and solubility of the tagged compounds can be altered by exchange of the associated anion.

An example of an efficient ionic liquid-phase tag is for Biginelli reactions, where a potentially very versatile tagged acetoacetate was used. This ester was prepared straightforwardly from a pre-formed ionic-liquid-tagged alcohol.²¹



In other cases, a less convenient approach to the preparation of the tagged intermediate has been used, involving quaternisation, followed by anion exchange, of complex haloalkyl substrates, for example a C-6-linked glycoside.²²

5.2 Microwave Heating²³

Microwave heating (commonly designated 'MW' or 'μW' in reaction schemes) is very widely used in heterocyclic chemistry, and organic chemistry generally, as it is much quicker and more convenient than conventional heating. It is also much easier to control – heat input can be cut off at the flick of a switch – and is very suitable for automated systems, for example in combinatorial chemistry and high-throughput synthesis. It can also improve the outcome of many reactions, when compared to conventional heating.²⁴

In contrast to conventional heating, which involves a slow and inefficient heat transfer through the vessel walls from an external heat source, heating by microwaves occurs directly within the reaction mixture by interaction of the radiation with dipoles. Therefore, one of the reaction components, or the solvent, must have polar bonds²⁵ (there may be subtle variations in the reaction depending on differential heating of the solvent and reactants). Alternatively, passive heating elements, such as graphite or silicon carbide can be added, which absorb the radiation, generating heat, and thus allowing reactions of weakly absorbing substrates in low-polarity solvents.²⁶ Addition of these passive heating elements to standard microwave reactions can also be used to generate higher temperatures.

There are two basic types of microwave equipment – multimode and monomode. Multimode is the type found in domestic microwave ovens, where reflections inside a metal casing may produce a non-homogeneous field, leading to uneven heating with hot spots. However, with proper design, a completely random field can be generated, which will give even heating. Monomode uses a waveguide to generate a standing wave with a homogenous field, at least when not perturbed by a reaction, and the waveguide can also be designed to focus the radiation, giving a more intense local field. Monomode reaction chambers are limited to a relatively small volume (about 100 ml or so) due to the precise positional requirements for the reaction vessel. Consequently, it is necessary to use multimode for large equipment, such as multi-reaction plates and arrays, and for scale-up.

The use of domestic microwave ovens is to be greatly discouraged – although cheap, they allow for very little control and give no information about precise conditions and therefore fall short of proper scientific requirements. They are also dangerous, with the possibility of fires and explosions! Purpose-made commercial equipment is much more versatile and, with feedback control from sensors for temperature and pressure, is much safer, and provides proper control and output data.

Reaction methodology usually needs to be modified for microwave reactions. Solvent-free reactions are popular and eliminate the risk from flammable solvents. Reactions can also be carried out on pastes or with the reactants adsorbed onto solid supports, such as alumina or bentonite.

The apparently perverse method of microwave heating with concomitant cooling (either by blowing air onto the vessel or using more sophisticated jacket systems) has been shown to be beneficial, reducing side reactions, and such cooling systems are now common on commercial microwave equipment designed for synthesis. A demonstration of this principle is a study of Suzuki couplings using an encapsulated palladium catalyst. Here, the catalyst absorbs most of the microwave radiation (an ideal situation, as it is the only place where the reaction occurs!), but much of the heat produced is transferred to the solvent causing unwanted and unproductive heating of the reactants and products, leading to decomposition of sensitive components, for example some thiophene and benzofuran boronic acids. When the reaction is carried out with cooling, reducing the bulk temperature during irradiation, the yields from problematic substrates are considerably improved.²⁷

The existence, or not, of non-heating effects of microwave radiation on reactions is somewhat controversial, as the energy of microwaves is too low to break chemical bonds directly. However, microwave irradiation certainly can produce different results to conventional heating, for example isomer ratios in *N*-alkylation of azoles. It can be argued that this is just due to the different rates of heating, but it can be a useful feature.²⁸

Batch scale-up of microwave reactions can be carried out to a certain extent (1 kg or so²⁹), but for larger reactions it is difficult, due to the limited depth of penetration of the radiation. However, combination of

microwave heating with flow reactors is very promising, due to the relatively small volume of the reaction zone.

5.3 Flow Reactors

Flow reactors are currently under intense investigation and development. They can be used in several different ways, but the most important application here is for carrying out 'normal' chemistry in a continuous (rather than batch) mode, and can be applied at all scales from microsynthesis up to process development and production.

Classically, a reaction is carried out as a batch process, i.e. a batch of starting material is placed in a vessel, the reaction is carried out, worked up and the product isolated. If necessary, the vessel is then reloaded and the sequence repeated, and so on. There are advantages and disadvantages in this approach. The main advantage is that it is fairly straightforward to do and may use relatively simple equipment. The disadvantages include inefficient use of time, limited throughput and, particularly as the scale increases, increasing difficulty of heating and cooling efficiently, with longer reagent addition times, the worst outcome being a runaway reaction. Batch scale-up synthesis is notorious for not following on from the conditions used for the small-scale work. At the other extreme, library and analogue synthesis on a small-scale is also very time consuming and tedious. Flow reactors can provide solutions for both these disadvantages.

In a flow reactor, the reaction occurs in relatively small diameter glass, plastic or metal tubes or channels up to a few mm in diameter, with the reaction zone confined to a small heating/cooling chamber. Input of starting materials and output of product is continuous, being fed simply by combining streams of reactants in a T-junction or in a more sophisticated mixing chamber. Control valves can be added for operations under pressure. The reactors can also be miniaturised, with channels down to a few tens of microns in diameter, formed by etching onto small glass, ceramic or metal plates, similar to silicon chips – hence the phrase 'lab-on-a-chip'. These chip reactors are sometimes referred to as microreactors³⁰ and the technique as microfluidics (differentiation into microfluidics for sub-millimetre and mesofluidics for mm–cm diameters of flow reactors is useful).

Due to the small volumes of the reaction zone, high rates of heat transfer, both in and out, are possible. Microwave heating is particularly suitable, provided metal tubing is not used, and low-temperature reactions are easy to carry out – the exceptional efficiency of cooling may allow reactions to be carried out at a higher temperature than in a batch reactor. It is also relatively easy to devise safe high-pressure systems. Overall, flow reactors allow a much higher degree of control than classical methods. Highly sophisticated integrated bench-top flow systems are available commercially that have the capacities to work up to 350 °C and 2900 psi.³¹

There are many ingenious sophisticated variations on the reactor cells,³² but a simple, though not very versatile, flow cell has been described for use in a microwave heater, where the reaction solution was percolated through sand in a test tube as the equivalent of multiple microchannels. This set-up was used to carry out a Bohlmann–Rahtz pyridine synthesis and a Fischer indolisation.³³

Flow reactors have another major asset – safety. Although capable of producing substantial aggregate quantities of product, the amount in the reaction zone at any one time is very small, therefore any *reaction* hazard, that is where the hazard arises during the reaction rather than hazardous starting materials or products, is minimised.

In theory and usually in practice, the scale-up of flow reactions is relatively straightforward – just carry on for longer and/or add more reactors of the same size in parallel. As the individual reaction scale doesn't change, neither do reaction conditions.

A scale-up preparation of ionic liquids is illustrative. Here the reaction of 1-methylimidazole with *n*-butyl bromide under solvent-free conditions is highly exothermic and prone to runaway in a batch reaction of any significant scale. However, using a flow reactor with reaction tubes between 2 mm and 6 mm diameter, fed by a micromixer with 0.45 mm channels, a continuous flow reaction at 85 °C was able to produce over

9 kg of product per day.³⁴ A flow reactor has also been used to tame the very dangerous diazotisation of aminotetrazole (see 29.1.1.3).³⁵

Small-scale combinatorial chemistry for library and analogue generation is easily automated with micro-reactors, using similar technology to that used for automated hplc, where sequential syntheses can be carried out on the same ‘chip’, for example in the preparation of analogues of ciprofloxacin.³⁶

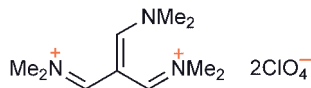
A significant limitation of flow reactors is that solids, either as suspensions of starting materials or precipitated products, easily block the channels, although solid-supported reagents and catalysts can be used by immobilisation onto the walls or as packing.

5.4 Hazards: Explosions

Many compounds used or prepared by the chemist are hazardous, but most of the hazards can be controlled by proper working practice. However, explosive hazards are the exception, as explosions are very difficult to contain in the normal laboratory.

Physical explosions, such as those due to excessive pressure build-up in a closed vessel or ignition of flammable gas mixtures, should not occur if procedures are followed. The main hazard is from intrinsically explosive compounds detonation of which can be initiated by shock, heat or friction; the main substances of concern in heterocyclic chemistry are azides, perchlorate salts and some high-nitrogen compounds. These last are discussed in the appropriate ring chapters and simple inorganic and organic azides are discussed in Section 29.1.1.3. A widely used reagent – tosyl azide – presents a significant explosive hazard and although we describe reactions using such reagents, as they appear in the literature, safer substitutes, for example 4-acetamidobenzenesulfonyl azide,³⁷ which is commercially available, should be used whenever possible. Dodecyl- and naphthylsulfonyl azides are other possible alternatives.³⁸

The iminium perchlorate shown below is a useful reagent for the preparation of heterocycles, but is shock sensitive and has the explosive power of TNT! Fortunately, the much safer tetrafluoroborate salt is a suitable substitute.³⁹



Where an explosive *reaction* hazard (as opposed to an explosive product) is present, the use of flow reactors can be particularly useful for mitigating risk.

References

- ¹ ‘Recent advances in the preparation of heterocycles on solid support’, Franzén, R. G., *J. Comb. Chem.*, **2000**, 2, 195; ‘Recent progress in solid phase heterocycle synthesis’, Corbett, J. W., *Org. Prep. Proc. Int.*, **1998**, 30, 489; ‘Solid phase organic reactions, III (for Nov 1996–Dec 1997)’ [and previous articles in the series], Booth, S., Hermkens, P. H. H., Ottenheijm, H. C. J. and Rees, D. C., *Tetrahedron*, **1998**, 54, 15385.
- ² An example of a high throughput robotic synthesis: Brooking, P., Crawshaw, M., Hird, M. W., Jones, C., MacLachlan, W. S., Readshaw, S. A. and Wilding, S., *Synthesis*, **1999**, 1986.
- ³ Nugiel, D. A., Cornelius, A. M. and Corbett, J. W., *J. Org. Chem.*, **1997**, 62, 201.
- ⁴ Chen, C. and Munoz, B., *Tetrahedron Lett.*, **1998**, 39, 6781.
- ⁵ Huang, W. and Scarborough, R. M., *Tetrahedron Lett.*, **1999**, 40, 2665.
- ⁶ Hu, Y., Baudart, S., and Porco, J. A., *J. Org. Chem.*, **1999**, 64, 1049.
- ⁷ Masquelin, T., Meunier, N., Gerber, F. and Rosse, G., *Heterocycles*, **1998**, 48, 2489.
- ⁸ Lee, I. Y., Lee, J. Y., Lee, H. J. and Gong, Y-D., *Synlett*, **2006**, 2483.
- ⁹ Gayo, L. M. and Suto, M. J., *Tetrahedron Lett.*, **1997**, 38, 211.
- ¹⁰ Lorsbach, B. A., Bagdanoff, J. T., Miller, R. B. and Kurth, M. J., *J. Org. Chem.*, **1998**, 63, 2244.
- ¹¹ Habermann, J., Ley, S. V., Scicinski, J. J., Scott, J. S., Smits, R. and Thomas, A. W., *J. Chem. Soc., Perkin Trans. 1*, **1999**, 2425.
- ¹² Smith, C. D., Baxendale, I. R., Lanners, S., Hayward, J. J., Smith, S. C. and Ley, S. V., *Org. Biomol. Chem.*, **2007**, 5, 1559.
- ¹³ Raillard, S. P., Ji, G., Mann, A. D. and Baer, T. A., *Org. Proc. Res. Dev.*, **1999**, 3, 177.
- ¹⁴ Freeman, C. E. and Howard, A. G., *Analyst*, **2001**, 126, 538; Swali, V. and Bradley, M., *Anal. Commun.*, **1997**, 34, 15H.
- ¹⁵ ‘Soluble polymer-supported organic synthesis’, Toy, P. H. and Janda, K. D., *Acc. Chem. Res.*, **2000**, 33, 546.

- ¹⁶ Zhang, H., Yang, G., Chen, J. and Chen, Z., *Synthesis*, **2004**, 3055.
- ¹⁷ 'Handbook of Fluorous Chemistry', Gladysz, J. A., Curran, D. P., and Horvath, I. T. Eds., Wiley-VCH, **2004**; 'Fluorous synthesis of heterocyclic systems', Zhang, W. *Chem. Rev.*, **2004**, *104*, 2531; 'Organic synthesis with light-fluorous reagents, reactants, catalysts and scavengers', Curran, D. P., *Aldrichimica Acta*, **2006**, *36*, 3. Fluorous Technologies Inc. are the main suppliers of fluorous compounds and have a very informative web site: www.fluorous.com.
- ¹⁸ Hoshino, M., Degenkolb, P. and Curran, D. P., *J. Org. Chem.*, **1997**, *62*, 8341.
- ¹⁹ Matsugi, M., Suganuma, M., Yoshida, S., Hasebe, S., Kunda, Y., Hagihara, K. and Oka, S., *Tetrahedron Lett.*, **2008**, *49*, 6573.
- ²⁰ Zhang, W., *Org. Lett.*, **2003**, *5*, 1011.
- ²¹ Legeay, J. C., Vanden Ende, J. J., Toupet, L. and Bazureau, J. P., *Arkivoc*, **2007**, *iii*, 13.
- ²² Pathak, A. K., Yerneni, C. K., Young, Z. and Pathak, V., *Org. Lett.*, **2008**, *10*, 145.
- ²³ Microwave manufacturers web sites often provide libraries of references to applications, and informative videos or slide presentations: (September 2008) www.cem.com; www.biotage.com; www.milestonesci.com.
- ²⁴ General reviews: Tierney, J. P. and Lidstrom, P. (Eds), 'Microwave-Assisted Synthesis', Blackwell, **2005**; 'Microwave irradiation for accelerating organic reactions. Part I: Three-, four- and five-membered heterocycles', El Ashry, E. S. H., Ramadan, E., Kassem, A. A. and Hagar, M., *Adv. Heterocycl. Chem.*, **2005**, *88*, 1; 'Part II: Six-, seven-membered, spiro, and fused heterocycles', El Ashry, E. S. H., Ramadan, E. and Kassem, A. A., *Adv. Heterocycl. Chem.*, **2006**, *90*, 1.
- ²⁵ For an analysis of the theoretical and technical aspects of microwaves in chemistry see Nüchter, M., Ondruschka, B., Bonrath, W. and Gum, A., *Green Chem.*, **2004**, *6*, 128.
- ²⁶ Kremsner, J. M. and Kappe, C. O., *J. Org. Chem.*, **2006**, *71*, 4651.
- ²⁷ Baxendale, I. R., Griffiths-Jones, C. M., Ley, S. V. and Tranmer, G. K., *Chem. Eur. J.*, **2006**, *12*, 4407.
- ²⁸ J. Cléophax, J., Liagre, M., Loupy, A. and Petit, A., *Org. Proc. Res. Dev.* **2000**, *4*, 498; Perreux, L. and Loupy, A. (Tetrahedron Report 588) *Tetrahedron* **2001**, *57*, 9199.
- ²⁹ For example, the Biotage Advancer Kilobatch.
- ³⁰ Microreactor suppliers: www.corning.com; www.syrris.com; www.micronit.com. 'Application of microreactor technology in process development', Zhang, X., Stefanick, S. and Villani, F. J., *Org. Proc. Res. Dev.* **2004**, *8*, 455; 'Microreactors in Organic Synthesis and Catalysis', Ed. Wirth, T., Wiley-VCH: Weinheim, **2008**; 'Recent advances in synthetic micro reaction technology', Watts, P. and Wiles, C. *Chem. Commun.* **2007**, 443.
- ³¹ www.uniqlabs.com; www.thalesnano.com
- ³² Leading ref: Hornung, C. H., Mackley, M. R., Baxendale, I. R. and Ley, S. V., *Org. Proc. Res. Dev.*, **2007**, *11*, 399.
- ³³ Bagley, M. C., Jenkins, R. L., Lubinu, M. C., Mason, C. and Wood, R., *J. Org. Chem.* **2005**, *79*, 703.
- ³⁴ Waterkemp, D. A., Heiland, M., Schlüter, M., Sauvageau, J., Beyersdorf, T. and Thöming, J., *Green Chem.*, **2007**, *9*, 1084.
- ³⁵ Kralj, J. G., Murphy, E. R., Jensen, K. F., Williams, M. D. and Renz, R., 41st AIAA/ASME/SAE/ASEE Joint Propulsion Conference & Exhibit, 10–13 July 2005, Tucson, Arizona. Paper AIAA 2005-3516. See also Renz, R. N., Williams, M. D., and Fronabarger, J. W., US patent 7253288 (publ. 08/07/2007) (Note: The introduction to the patent has a good discussion of the concept).
- ³⁶ Schwalbe, T., Kadzimirsz, D. and Jas, G., *QSAR Comb. Sci.* **2005**, *24*, 758.
- ³⁷ Baum, J. S., Shook, D. A., Davies, H. M. L. and Smith, D., *Synth. Commun.*, **1987**, *17*, 1709.
- ³⁸ Hazen, G. G., Weinstock, L. M., Connell, R. and Bollinger, F. W., *Synth. Commun.*, **1981**, *11*, 947.
- ³⁹ Ragan, J. A., McDermott, R. E., Jones, B. P., am Ende, D. J., Clifford, P. J., McHardy, S. J., Heck, S. D., Liras, S. and Segelstein, B. E., *Synlett*, **2000**, 1172.

6

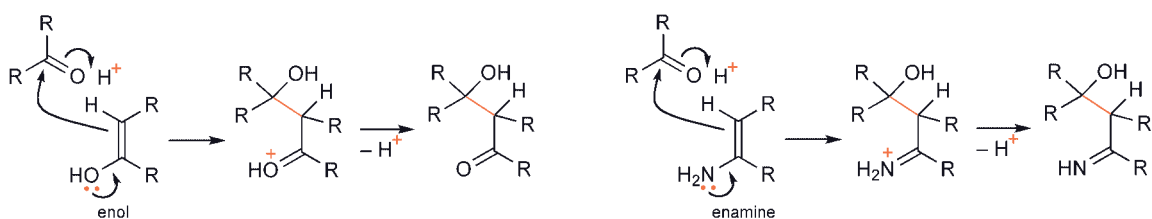
Ring Synthesis of Aromatic Heterocycles

The preparation of benzenoid compounds nearly always begins with an appropriately substituted, and often readily available, benzene derivative. The preparation of heteroaromatic compounds presents a very different picture, for it often involves ring synthesis.¹ Of course, when first considering a suitable route to a desired target, it is always important to give thought to the possibility of utilising a commercially available compound that contains the heterocyclic nucleus and which could be modified by manipulation, introduction and/or elimination of substituents² – a synthesis of tryptophan, for example, would start from indole – however if there is no obvious starting material, a ring synthesis has to be designed that leads to a heterocyclic intermediate appropriately substituted for further elaboration into the desired target.

This chapter shows how just a few general principles allow one to understand the methods which are used in the construction of the heterocyclic ring of an aromatic heterocyclic compound from precursors that do not have that ring. It discusses the principles, and analyses the types of reaction frequently used in constructing an aromatic heterocycle, and also the way in which appropriate functional groups are placed in the reactants, in order to achieve the desired ring synthesis.

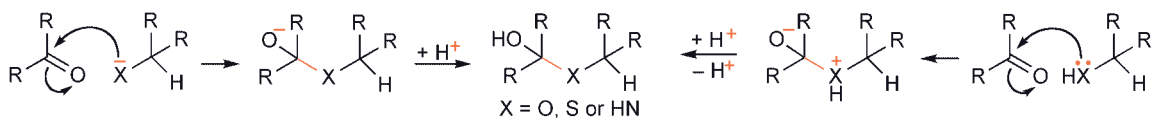
6.1 Reaction Types Most Frequently Used in Heterocyclic Ring Synthesis

By far the most frequently used process is the addition of a nucleophile to a carbonyl carbon (or the more reactive carbon of an *O*-protonated carbonyl). When the reaction leads to C–C bond formation, then the nucleophile is the β -carbon of an enol or an enolate anion, or of an enamine.



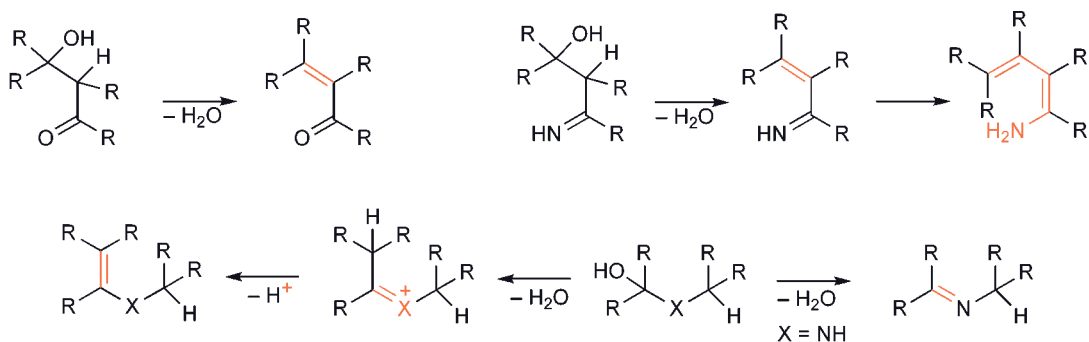
Typical C–C bonding processes in heteroaromatic ring synthesis

When the process leads to C–heteroatom bond formation, then the nucleophile is an appropriate heteroatom, either anionic ($-X^-$) or neutral ($-XH$):



Typical C–Heteroatom bonding processes in heteroaromatic ring synthesis

In all cases, subsequent loss of water produces a double bond, either a C–C or a C–heteroatom double bond, i.e. formation of an aldol condensation product, or the formation of an imine or enamine.




Dehydrations produce alkenes, imines, or enamines or enol/thioenol ethers

These two basic processes, with minor variants, cover the majority of the steps involved in classical heteroaromatic ring synthesis. We shall show below how a sequence of such simple steps leads, *via* a set of equilibria, to the final product, driven to completion by the formation of an aromatic stabilised system. In a few instances, displacements of halide, or other leaving groups, from saturated carbon are also involved.

In completely separate categories are heterocyclic ring syntheses that involve electrocyclic processes (see 6.4) and in some transition metal-catalysed ring-forming steps.

6.2 Typical Reactant Combinations

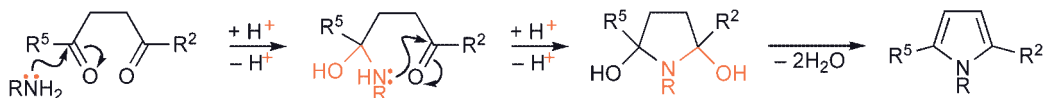
Although there are some examples of nearly all possible retrosynthetic dissections and synthetic recombinations of five- and six-membered aromatic heterocycles, yet by far the majority of ring syntheses fall into two categories; in the first, for each ring size, only C–heteroatom bonding is needed, i.e. the rest of the skeleton is present, intact, in one starting component; in the second, for each ring size, one C–C bond and one C–heteroatom linkage are required.



Typical disconnections for the synthesis of five- and six-membered aromatic heterocycles

6.2.1 Typical Ring Synthesis of a Pyrrole Involving Only C–Heteroatom Bond Formation

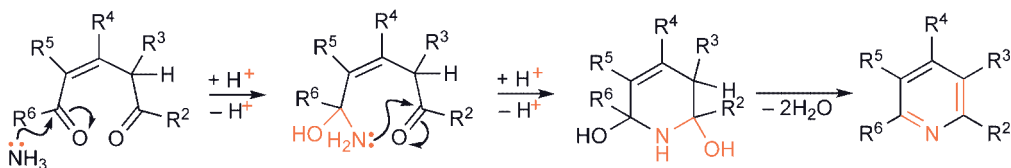
We can now look at specific examples, and see how the principles above can lead to the aromatic heterocycles. In the first of the two broad categories, where only C–heteroatom bonds need to be formed, and for the synthesis of five-membered heterocycles, precursors with two carbonyl groups related 1,4 are required, thus 1,4-diketones react with ammonia or primary amines to give 2,5-disubstituted pyrroles; two successive heteroatom-to-carbonyl carbon additions and loss of two molecules of water produce the aromatic ring, though the exact order of these several steps is never certain.



Typical sequence for the synthesis of a pyrrole from a 1,4-dicarbonyl compound

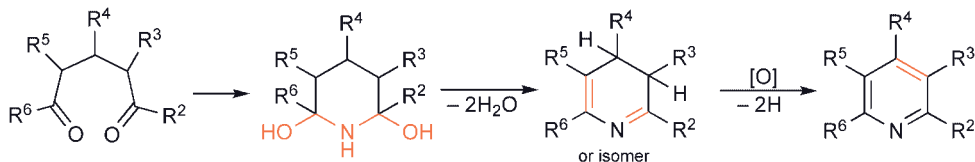
6.2.2 Typical Ring Synthesis of a Pyridine Involving Only C–Heteroatom Bond Formation

For six-membered rings, the 1,5-dicarbonyl precursor has to contain a C–C double bond in order to lead directly to the aromatic system.



Typical sequence for the synthesis of a pyridine from an unsaturated 1,5-dicarbonyl compound

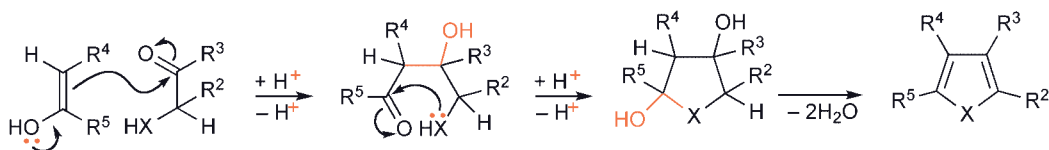
The use of an otherwise saturated 1,5-dicarbonyl compound does not lead directly to an aromatic pyridine, though it is easy to dehydrogenate the dihydro-heterocycle.



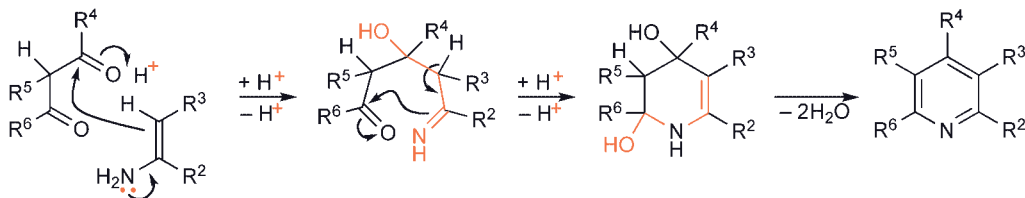
Typical sequence for the synthesis of a pyridine from a saturated 1,5-dicarbonyl compound

6.2.3 Typical Ring Syntheses Involving C–Heteroatom C–C Bond Formations

In the second broad category, needing both C–C and C–heteroatom links to be made, one component must contain an enol/enolate/enamine, or the equivalent thereof, while the second obviously must have electrophilic centres to match. The following general schemes show how this works out for the two ring sizes.

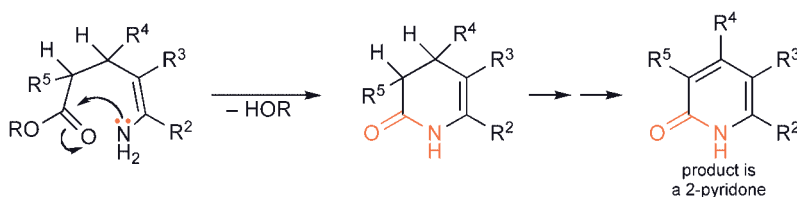


Typical sequence for the synthesis of a five-membered heterocycle from an enol and a C_2XH compound
(note: R^4 must be an acidifying group: ketone, ester, nitrile, or nitro)

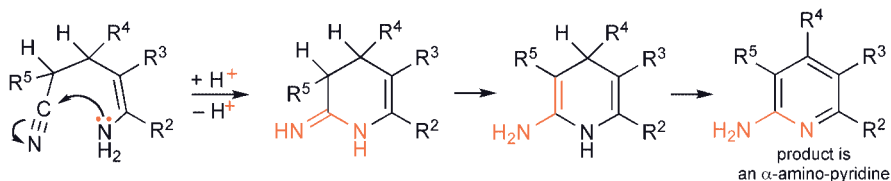


Typical sequence for the synthesis of a pyridine from a 1,3-dicarbonyl compound and an enamine

Where a carbonyl component at the oxidation level of an acid is used then the resultant product carries an oxygen substituent at that carbon. Similarly, if a nitrile group is used instead of a carbonyl group, as an electrophilic centre, then the resulting heterocycle carries an amino group at that carbon, thus:



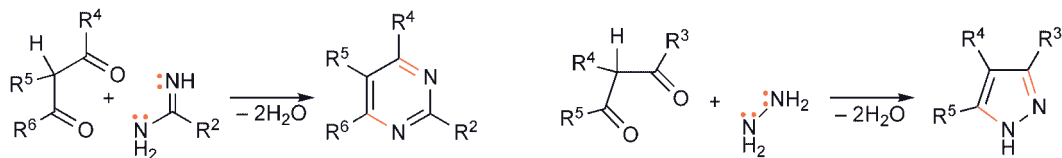
Cyclisation onto a carbonyl group at the carboxylic acid oxidation level gives 2-pyridones



Cyclisation onto a cyano group gives α -amino-pyridines

- The exact sequence of nucleophilic additions, deprotonations/protonations, and dehydrations is never known with certainty, but the sequences shown here, and indeed in the rest of the book, are reasonable ones; the exact order of steps almost certainly varies with conditions,³ particularly pH.
- Some of the components shown in the examples above have two electrophilic centres and some have a nucleophilic and an electrophilic centre; in other situations components with two nucleophilic centres are required. In general, components in which the two reacting centres are either 1,2- or 1,3-related are utilised most often in heterocyclic synthesis, but 1,4- (e.g. $\text{HX}-\text{C}-\text{C}-\text{YH}$) (X and Y are heteroatoms) and 1,5-related (e.g. $\text{O}=\text{C}-(\text{C})_3-\text{C}=\text{O}$) bifunctional components, and reactants that provide one-carbon units (formate, or a synthon for carbonic acid – phosgene, $\text{Cl}_2\text{C}=\text{O}$, or a safer equivalent) are also important.
- Amongst many examples of 1,2-difunctionalised compounds are 1,2-dicarbonyl compounds, enols (which first react in a nucleophilic sense at carbon and then provide an electrophilic centre (the carbonyl carbon), $\text{Hal}-\text{C}-\text{C}=\text{O}$, and systems with $\text{HX}-\text{YH}$ units.
- Amongst often used 1,3-difunctionalised compounds are the doubly electrophilic 1,3-dicarbonyl compounds and α,β -unsaturated carbonyl compounds ($\text{C}=\text{C}-\text{C}=\text{O}$), doubly nucleophilic $\text{HX}-\text{C}-\text{YH}$ (amidines and ureas are examples), and α -amino- or α -hydroxycarbonyl compounds ($\text{HX}-\text{C}-\text{C}=\text{O}$), which have an electrophilic and a nucleophilic centre.

The two nucleophilic centres can both be heteroatoms, as in syntheses of pyrimidines and pyrazoles.



Typical reactant combinations for the synthesis of pyrimidines and pyrazoles

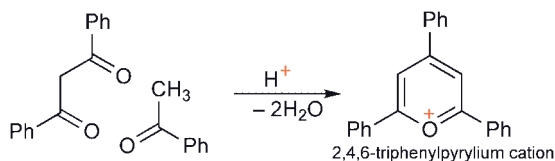
In syntheses of benzannellated systems, phenols can take the part of enols, and anilines react in the same way as enamines.⁴



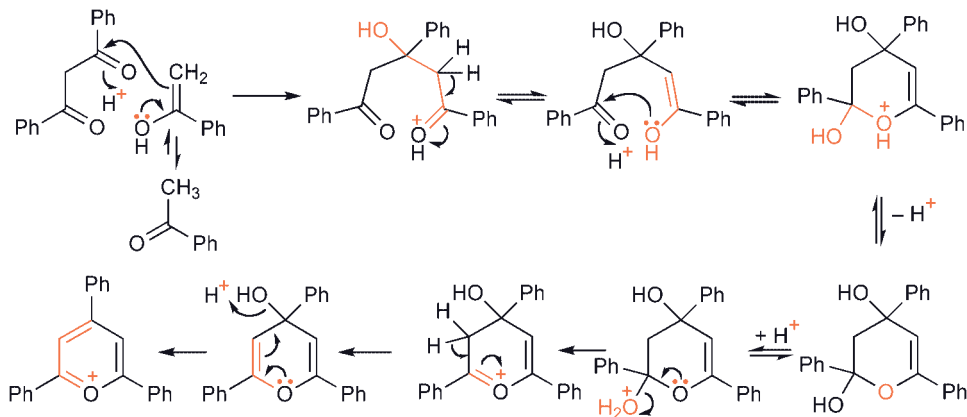
In quinoline syntheses, anilines are like the enamines in pyridine syntheses

6.3 Summary

The chemical steps involved in heteroaromatic synthesis are mostly simple and straightforward, even though a first look at the structures of starting materials and product might make the overall effect seem very mysterious. In devising a sequence of sensible steps it is important to avoid obvious pitfalls, like suggesting that an electrophile react with electrophilic centre, or a nucleophile with a source of electrons.

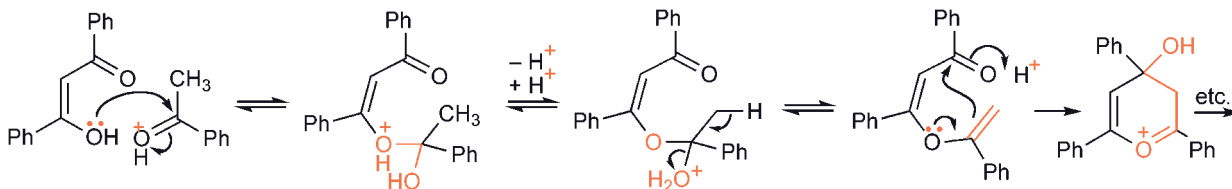


As an illustration, a complete step-by-step analysis of the reaction of 1,3-diphenylpropane-1,3-dione with acetophenone giving 2,4,6-triphenylpyrylium is presented below. Note that although many separate steps are involved, each of them is very simple when considered individually. Note also, that the dicarbonyl tautomer of the diketone is shown, which is in equilibrium with an appreciable percentage of mono-enol tautomer.



The ring synthesis of 2,4,6-triphenylpyrylium cation, step by step

The sequence shows an initiating step as nucleophilic attack by acetophenone enolate on the protonated diketone, however an equally plausible sequence, shown below, starts with the nucleophilic addition of the enolic hydroxyl of the diketone to protonated acetophenone. We show this alternative to emphasise the uncertainty of the detailed order of events in such multi-step syntheses.



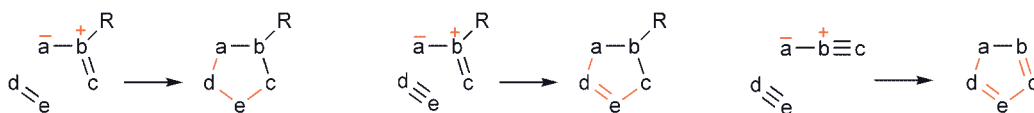
Alternative interpretation for the ring synthesis of 2,4,6-triphenylpyrylium cation, step by step

A final important point to be made is that most of the steps in such sequences are reversible; the overall sequence proceeds to product nearly always because the product is the thermodynamically most stable molecule in the sequence, or because the product is removed from the equilibria by a step which is irreversible under the conditions used. A nice example is the inter-relationship between 1,4-diketones and furans; the latter can be synthesised by heating the former, in acid, under conditions which lead to the distillation of the furan (18.13.1.1), but in the reverse sense, furans are hydrolysed to 1,4-diketones by aqueous acid (18.1.1.1).

6.4 Electrocyclic Processes in Heterocyclic Ring Synthesis

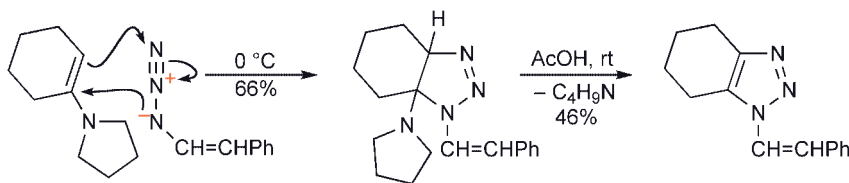
There is a type of electrocyclic process that is of considerable value for heterocyclic ring synthesis: 1,3-dipolar cycloadditions producing five-membered heterocycles.

1,3-Dipoles always contain a heteroatom as the central atom of the trio, either sp or sp^2 hybridised. Amongst other examples, cycloadditions have been demonstrated with azides ($N\equiv N^+-N^--R$), nitrile oxides ($R-C\equiv N^+-O^-$) and nitrile ylides ($R-C\equiv N^+-C^-R_2$), where the central atom is sp -hybridised nitrogen, and with nitrones ($R_2C=N^+(R)-O^-$), carbonyl ylides ($R_2C=O^+-C^-R_2$) and azomethine ylides ($R_2C=N^+(R)-C^-R_2$), where the central atom is sp^2 hybridised.

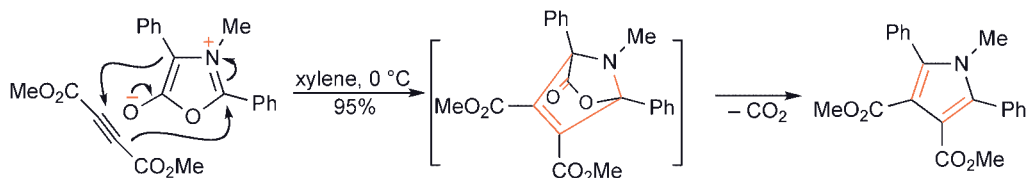


General combinations to produce five-membered heterocycles *via* 1,3-dipolar cycloadditions

Dipolar cycloadditions⁵ can, of course, only produce five-membered rings. Addition of dipolarophiles can generate tetrahydro, dihydro or aromatic oxidation level heterocycles, as illustrated above. Alkene dipolarophiles, with a group that can be eliminated following cycloaddition, give the same result as equivalent alkyne dipolarophiles, for example enamines as the dipolarophile, interact with azides, as the 1,3-dipole, with subsequent elimination of the amine, affording 1,2,3-triazoles.⁶



Many mesoionic substances (2.6) can act as 1,3-dipoles, and, after elimination of a small molecule – carbon dioxide in the example shown – produce aromatic heterocycles.⁷



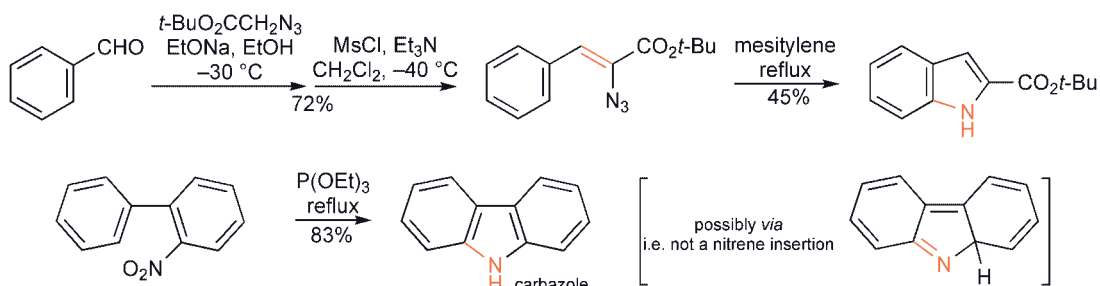
6.5 Nitrenes in Heterocyclic Ring Synthesis⁸

The insertion of a nitrene into a C–H bond has been made the key step in several synthetic routes to both five- and six-membered aromatic systems. A nitrene is a monovalent, six-electron, neutral nitrogen, most often generated by thermolysis or photolysis of an azide ($\text{RN}_3 \rightarrow \text{RN} + \text{N}_2$), or by deoxygenation of a nitro group. The insertion process can be written in a general way:



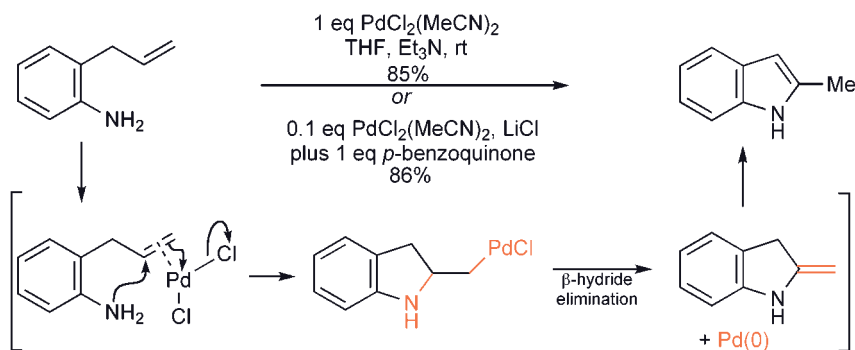
Nitrene insertion can form a ring

The preparation of an indole⁹ (nitrene generated from an azide – the Hemetsberger–Knittel synthesis) and of carbazole¹⁰ (nitrene generated by deoxygenation of a nitro group) illustrate the power of the method.



6.6 Palladium Catalysis in the Synthesis of Benzo-Fused Heterocycles

Nucleophilic cyclisations onto palladium-complexed alkenes have been used to prepare indoles, benzofurans and other fused systems. The process can be made catalytic in some cases by the use of reoxidants such as *p*-benzoquinone or copper(II) salts.

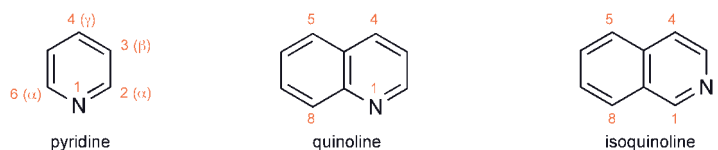


References

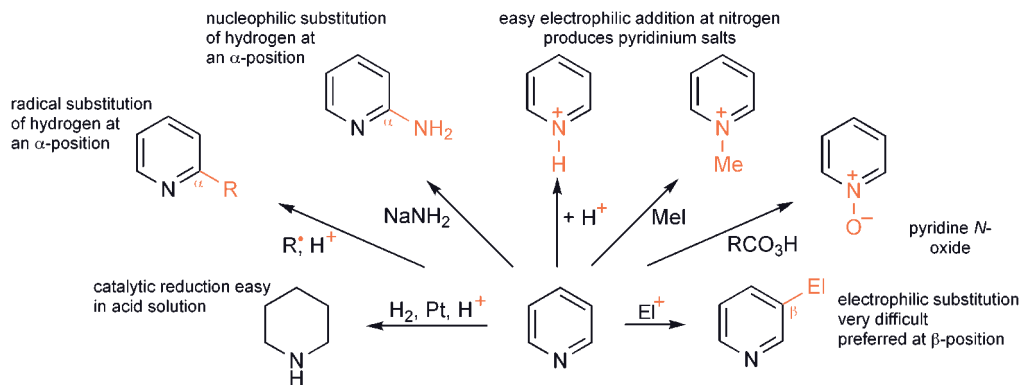
- ¹ 'Synthesis of aromatic heterocycles', Gilchrist, T. L., *J. Chem. Soc., Perkin Trans. 1*, **1999**, 2849, and previous reviews in the series.
- ² 'C-substitution of nitrogen heterocycles', Vorbrüggen, H. and Maas, M., *Heterocycles*, **1988**, 27, 2659 (discusses electrophilic and radical substitutions, lithiations and the use of *N*-oxides); 'Regioselective substitution in aromatic six-membered nitrogen heterocycles', Comins, D. L. and O'Connor, S., *Adv. Heterocycl. Chem.*, **1988**, 44, 199 (discusses electrophilic, nucleophilic and radical substitution, and metallation).
- ³ 'The mechanisms of heterocyclic ring closures', Katritzky, A. R., Ostercamp, D. L., and Yousaf, T. I., *Tetrahedron*, **1987**, 43, 5171.
- ⁴ 'Heteroannulations with *o*-aminoaldehydes', Caluwe, P., *Tetrahedron*, **1980**, 36, 2359.
- ⁵ '1,3-Dipolar cycloaddition chemistry', Vols. 1 and 2, Ed. Padwa, A., Wiley-Interscience, **1984**.
- ⁶ Nomura, Y., Takeuchi, Y., Tomoda, S. and Ito, M. M., *Bull. Chem. Soc. Jpn.*, **1981**, 54, 261.
- ⁷ Huisgen, R., Gotthardt, H., Bayer, H. O. and Schaefer, F. C., *Chem. Ber.*, **1970**, 103, 2611; Potts, K. T. and McKeough, D., *J. Am. Chem. Soc.*, **1974**, 96, 4268.
- ⁸ 'Synthesis of heterocycles through nitrenes', Kametani, T., Ebetino, F. F., Yamanaka, T. and Nyu, Y., *Heterocycles*, **1974**, 2, 209.
- ⁹ Kondo, K., Morohoshi, S., Mitsuhashi, M. and Murakami, Y., *Chem. Pharm. Bull.*, **1999**, 1227.
- ¹⁰ 'Recent advances in the chemistry of carbazoles', Joule, J. A., *Adv. Heterocycl. Chem.*, **1984**, 35, 84; 'Phosphite-reduction of aromatic nitro-compounds as a route to heterocycles', Cadogan, J. I. G., *Synthesis*, **1969**, 11.

7

Typical Reactivity of Pyridines, Quinolines and Isoquinolines



The detailed descriptions of the chemistry of the heterocyclic systems covered in this book are preceded at intervals, by six highly condensed and simplified discussions (Chapters 07, 10, 13, 15, 19 and 23) of the types of reaction, ease of such reactions and regiochemistry of such reactions for groups of related heterocycles. In this chapter the group comprises pyridine, as the prototype electron-poor six-membered heterocycle, and its benzo-fused analogues, quinoline and isoquinoline. As in each of these summary chapters, reactions are shown in brief and either as the simplest possible example, or in general terms.



Typical reactions of pyridine

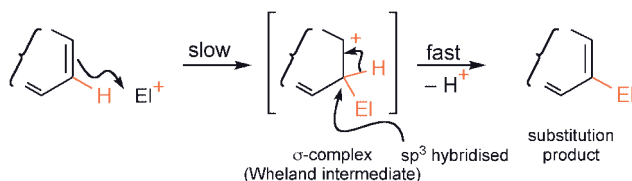
The formal replacement of a CH in benzene by N leads to far-reaching changes in typical reactivity: pyridines are much less susceptible to electrophilic substitution than benzene and much more susceptible to nucleophilic attack. However, pyridine undergoes a range of simple electrophilic additions, some reversible, some forming isolable products, each involving donation of the nitrogen lone pair to an electrophile, and thence the formation of 'pyridinium' salts which, of course, do not have a counterpart in benzene chemistry at all. The ready donation of the pyridine lone pair in this way does not destroy the aromatic

sextet (compare with pyrrole, Chapters 15 and 16) – pyridinium salts are still aromatic, though much more polarised than neutral pyridines.



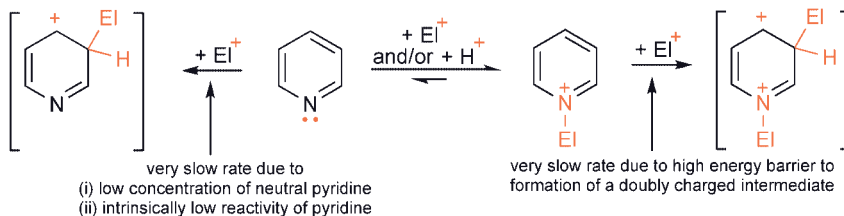
Pyridines react with electrophiles by donation of the nitrogen lone pair

Electrophilic substitution of aromatic compounds proceeds *via* a two-step sequence – addition (of X^+) then elimination (of H^+), of which the former is usually the slower (rate-determining) step. Qualitative predictions of relative rates of substitution at different ring positions can be made by inspecting the structures of the σ -complexes (Wheland intermediates) formed in the first step, on the assumption that their relative stabilities reflect the relative energies of the transition states that lead to them.



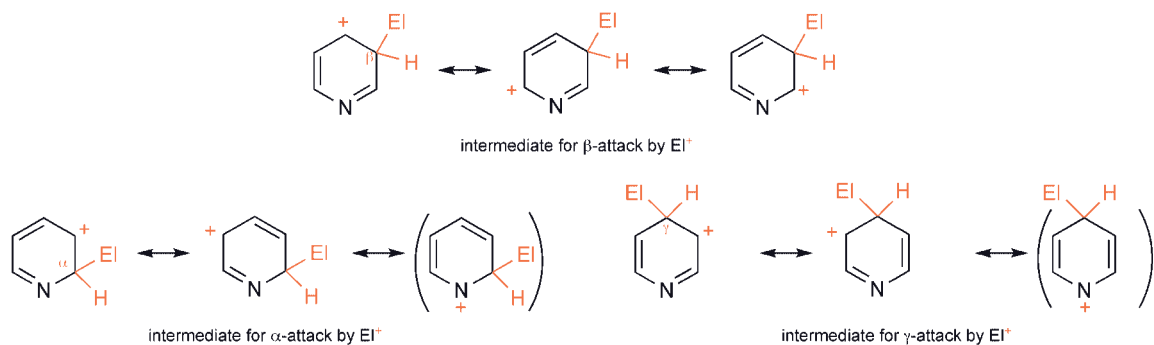
Aromatic electrophilic substitution *via* an addition/elimination sequence

Electrophilic substitution at carbon, in simple pyridines at least, is very difficult, in contrast to the reactions of benzene – Friedel–Crafts acylations, for example, do not occur at all with pyridines. This unreactivity can be traced to two factors:



- Exposure of a pyridine to a medium containing electrophilic species immediately converts the heterocycle into a pyridinium cation, with the electrophile (or a proton from the medium) attached to the nitrogen. The extent of conversion depends on the nature and concentration of the electrophile (or protons) and the basicity of the particular pyridine, and is usually nearly complete. Obviously, the positively charged pyridinium cation is many orders of magnitude less easily attacked by the would-be electrophile, at carbon, than the original neutral heterocycle. The electrophile, therefore, has Hobson's choice – it must either attack an already positively charged species, or seek out a neutral pyridine from the very low concentration of uncharged pyridine molecules.
- The carbons of a pyridine are, in any case, electron-poor, particularly at the α - and γ -positions: formation of a σ -complex between a pyridine and an electrophile is intrinsically disfavoured. The least disfavoured, i.e. best option, is attack at a β -position – resonance contributors to the cation thus produced do not include one with the particularly unfavourable sextet, positively-charged nitrogen situation (shown in

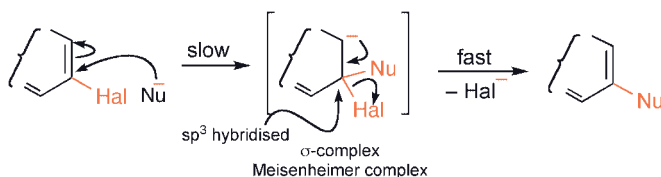
parentheses for the α - and γ -intermediates). The situation has a direct counterpart in benzene chemistry, where a consideration of possible intermediates for electrophilic substitution of nitrobenzene provides a rationalisation of the observed *meta*-selectivity.



Substituents can exert a significant influence on the ease of electrophilic attack, just as in benzene chemistry. Strongly electron-withdrawing substituents simply render the pyridine even more inert, however activating groups – amino and oxy, and even alkyl – allow substitution to take place, even though by way of the protonated heterocycle i.e. *via* a dicationic intermediate. The presence of halogen substituents, which have a base-weakening effect and are only weakly deactivating, can allow substitution to take place in a different way – by allowing an appreciably larger concentration of the free, neutral pyridine to be present.

Pyridine rings are resistant to oxidative destruction, as are benzene rings. In terms of reduction, however, the heterocyclic system is much more easily catalytically reduced, especially in acidic solution. Similarly, pyridinium salts can be easily reduced both with hydrogen over a catalyst, and by nucleophilic chemical reducing agents.

Nucleophilic substitution of aromatic compounds proceeds *via* an addition (of Nu^-) then elimination (of a negatively charged entity, most often Hal^-) two-step sequence, of which the former is usually rate-determining. Rates of substitution at different ring positions can be assessed by inspecting the structures of the negatively charged intermediates (Meisenheimer complexes) thus formed, on the assumption that their relative stabilities (degree of delocalisation of negative charge) reflect the relative energies of the transition states that lead to them. For example, 2- and 4-halonitro-benzenes are substituted by nucleophiles because the anionic adduct derives stabilisation by delocalisation of the charge onto the nitro group(s).



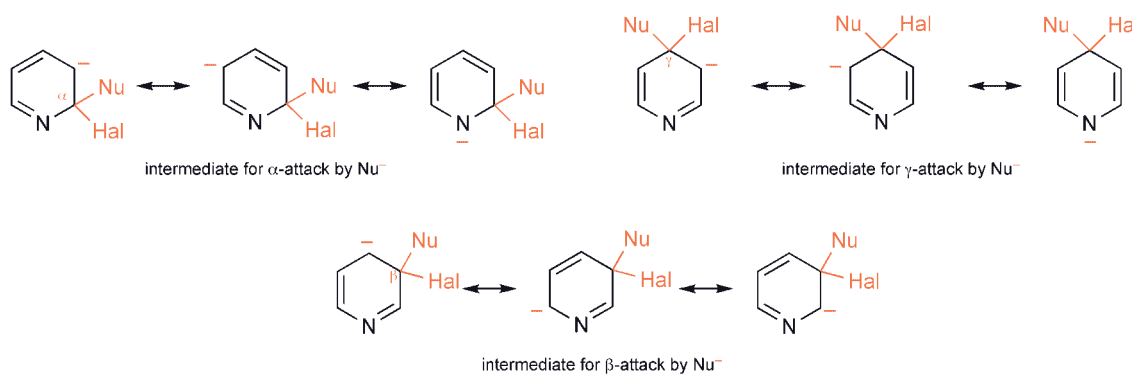
Aromatic nucleophilic substitution *via* an addition/elimination sequence

The electron-deficiency of the carbons in pyridines, particularly α - and γ -carbons, makes nucleophilic addition and, especially nucleophilic displacement of halide (and other good leaving groups), a very important feature of pyridine chemistry.



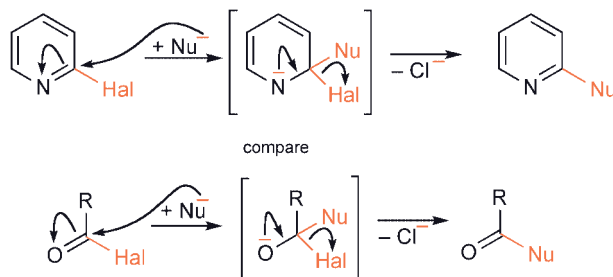
Nucleophilic displacement of pyridine α - and γ -leaving groups, e.g. halide, is easy

Such substitutions follow the same mechanistic route as the displacement of halide from 2- and 4-halo-nitrobenzenes, i.e. the nucleophile first adds and then the halide departs. By analogy with the benzenoid situation, the addition is facilitated by: (i) the electron-deficiency at α - and γ -carbons, further increased by the halogen substituent, and (ii) the ability of the heteroatom to accommodate negative charge in the intermediate thus produced. A comparison of the three possible intermediates makes it immediately plain that this latter is not available for attack at a β -position, and thus β nucleophilic displacements are very much slower – for practical purposes they do not occur (see, however, reactions with palladium catalysis, 4.2)



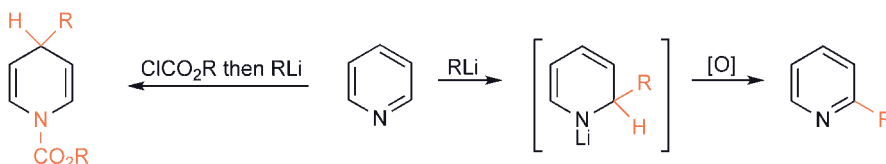
Intermediates explain selectivity of nucleophilic attack on halopyridines

It is useful to compare the reactivity of α - and γ -halopyridines with the reaction of acid halides and β -halo- α,β -unsaturated ketones, respectively, both of which also interact easily with nucleophiles and also by an addition/elimination sequence resulting in overall displacement of the halide by the nucleophile.

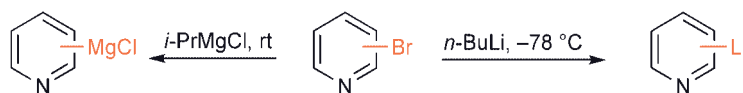


Comparison of the reactivity of an α -halopyridine with an acid chloride

In the absence of an α - or γ -halogen, pyridines are less reactive and, of course, do not have a substituent suitable for leaving as an anion to complete a nucleophilic substitution. Nucleophilic additions do however take place, but the resultant dihydropyridine adduct requires removal of 'hydride' in some way, to complete an overall substitution. Such reactions, for example with sodium amide or with organometallic reagents, are selective for an α -position, possibly because the nucleophile is delivered *via* a complex involving interaction of the ring nitrogen with the metal cation associated with the nucleophile. The addition of organometallic or hydride reagents to N^+ -acylpyridinium salts is an extremely useful process: the products, 1,2- or 1,4-dihydropyridines, are stable because the nitrogen electron pair is involved with resonance in the carbamate unit.

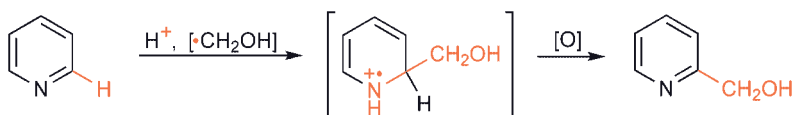


The generation and use of metallated aromatics has become extremely important for the introduction of substituents, especially carbon substituents, by subsequent reaction with an electrophile. Despite the ease of nucleophilic addition and substitution discussed above, iodine and bromine at all positions of a pyridine undergo metal/halogen exchange, at low temperature, *without* nucleophilic displacement or addition, thus forming the corresponding pyridyllithiums. Low-temperature direct lithiation of pyridines at an α -position, or elsewhere *via* directed *ortho*-metallation, is also possible. Similarly, useful pyridyl Grignard reagents are available by reaction of bromopyridines with *iso*-propylmagnesium chloride *at room temperature*.

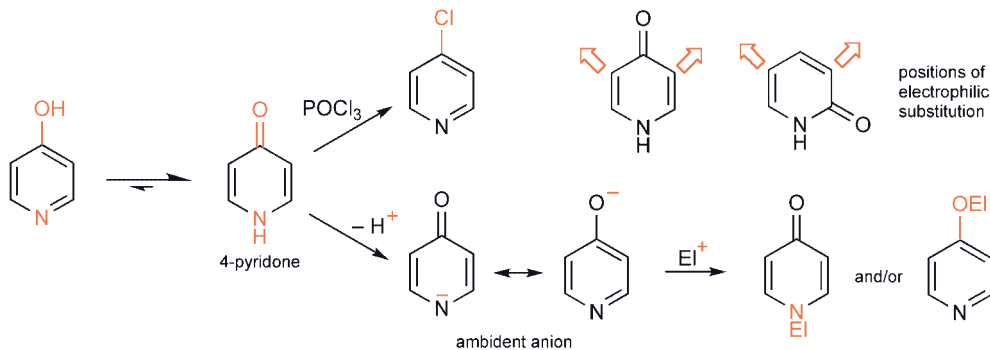


Formation of pyridyllithiums and pyridyl Grignard reagents

Radical substitution of pyridines, in acid solution, is a preparatively useful process. For efficient reaction, the radicals must be 'nucleophilic', like ' CH_2OH ', 'alkyl', and 'acyl'. A hydroxymethylation provides the example shown.

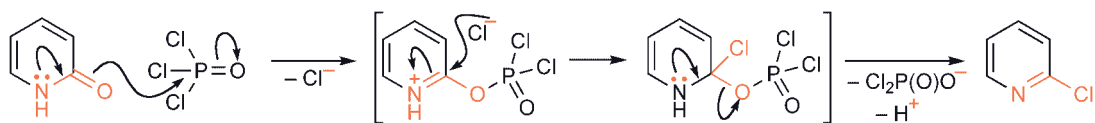


Pyridines carrying oxygen at an α - or γ -position exist as tautomers having carbonyl groups – pyridones. Nonetheless, there is considerable parallelism between their reactions and those of phenols: pyridones are activated towards electrophilic substitution, attack taking place *ortho* and *para* to the oxygen. They readily form anions, by loss of the *N*-hydrogen, which are analogous in structure and reactivity to phenolates, though in the heterocyclic system, the anion can react with an electrophile at either oxygen or nitrogen, depending on conditions.



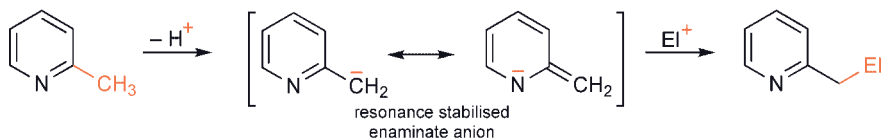
Typical reactions of pyridones, illustrated for 4-pyridone

Where pyridones differ from phenols is in their interaction with reagents such as POCl_3 , where transformation of the oxygen substituent into halide occurs. Here, the pyridones react in an amide-like fashion, the inorganic reagent reacting first at the oxygen.



Mechanism of reaction of pyridones with phosphoryl chloride, illustrated for 2-pyridone

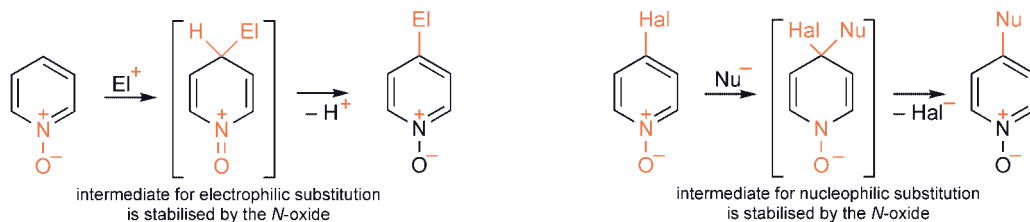
The special properties associated with pyridine α - and γ -positions are evident again in the reactions of alkyl-pyridines: protons on alkyl groups at those positions are particularly acidified because the 'enamine' anions formed by side-chain deprotonation are delocalised. The ability to form side-chain anions provides a useful means for the manipulation of α - and γ -side-chains.



Deprotonation of α - and γ -alkyl groups is relatively easy

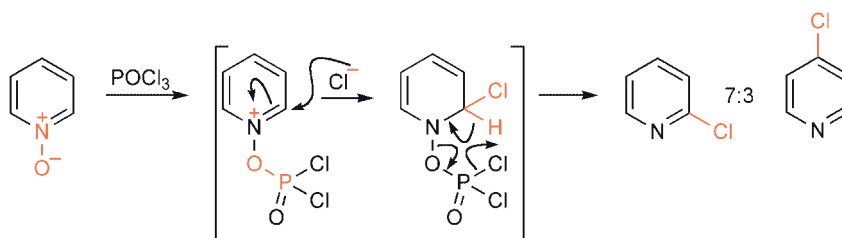
Pyridinium salts show the properties that have been discussed above, but in extreme, thus they are highly resistant to electrophilic substitution but, conversely, nucleophiles add very easily. Especially useful are the adducts formed from $\text{N}^+\text{-CO}_2\text{R}$ salts with alkyl- or aryllithiums (see above). The hydrogens of pyridinium α - and γ -alkyl side-chains are further acidified compared with an uncharged alkyl pyridine.

N-oxide chemistry, which self-evidently has no parallel in benzenoid chemistry, is an extremely important and useful aspect of the chemistry of azines. The structure of *N*-oxides means that they are both more susceptible to electrophilic substitution and react more easily with nucleophiles – an extraordinary concept when first encountered. On the one hand, the formally negatively charged oxygen can release electrons to stabilise an intermediate for electrophilic attack and, on the other, the positively charged ring nitrogen can act as an electron sink to encourage nucleophilic addition.



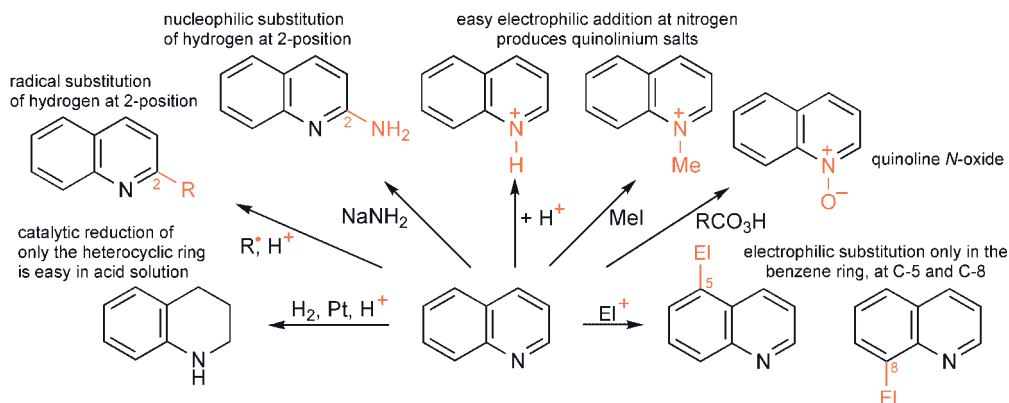
The *N*-oxide group facilitates both electrophilic and nucleophilic substitutions

There are a number of very useful processes in which the *N*-oxide function allows the introduction of substituents, usually at an α position, and in the process the oxide function is removed; reaction with phosphoryl chloride is an example.



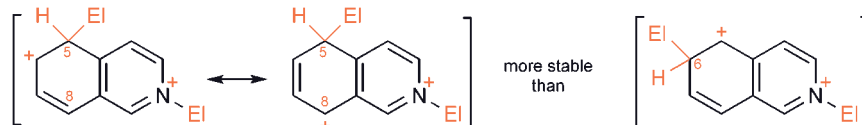
Conversion of pyridine *N*-oxide into halopyridines (mechanism shown for α -substitution)

Quinoline and isoquinoline, the two possible structures in which a benzene ring is annelated to a pyridine ring, represent an opportunity to examine the effect of fusing one aromatic ring to another. Clearly, both the effect that the benzene ring has on the reactivity of the pyridine ring, and *vice versa*, as well as comparison with the chemistry of naphthalene must be considered. Firstly, it will be clear from the discussion of pyridine with electrophiles that, of the two rings, electrophilic substitution favours the benzenoid ring, rather than the pyridine ring. Regioselectivity, which in naphthalene favours an α -position, is mirrored in quinoline/isoquinoline chemistry by preferred substitution at the 5- and 8-positions. It should be noted that such substitutions usually involve attack on the species formed by electrophilic addition (often protonation) at the nitrogen, which has the effect of further discouraging (preventing) attack on the heterocyclic ring.



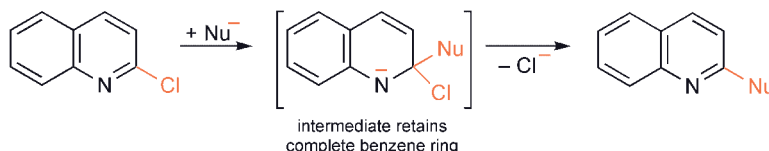
Typical reactions of quinoline (isoquinoline is very similar)

Just as for naphthalene, the regiochemistry of attack is readily interpreted by looking at the possible intermediates: those for attack at C-5/8 allow delocalisation of charge, while an intermediate for attack at C-6/7 would have a localised charge.



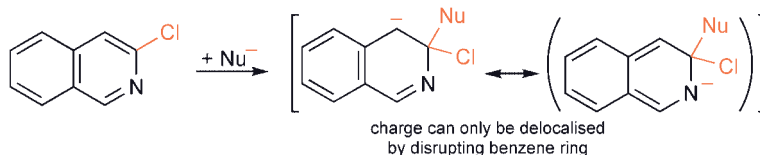
Electrophilic substitution of quinoline is selective for the benzene ring at 5- (shown) and 8-positions

Just as quinoline and isoquinoline are reactive towards electrophiles in their benzene rings, so they are reactive to nucleophiles in the pyridine ring, especially (see above) at the positions α and γ to the nitrogen and, further, are more reactive in this sense than pyridines. This is consistent with the structures of the intermediates for, in these, a full and complete aromatic benzene ring is retained. Since the resonance stabilisation of the bicyclic aromatic is considerably less than twice that of either benzene or pyridine, the loss in resonance stabilisation in proceeding from the bicyclic system to the intermediate is considerably less than in going from pyridine to an intermediate adduct. There is an obvious analogy: the rate of electrophilic substitution of naphthalene is greater than that of benzene for, in forming a σ -complex from the former, less resonance energy is sacrificed.



Intermediate for nucleophilic substitution of 2- and 4-haloquinolines retains a complete benzene ring

A significant difference in this typical behaviour applies to the isoquinoline 3-position – the special reactivity that the discussion above has developed for positions α to pyridine nitrogen, and that also applies to the isoquinoline 1-position, does not apply at C-3. In the context of nucleophilic displacements, for example, an intermediate for reaction of a 3-halo-isoquinoline cannot achieve delocalisation of negative charge onto the nitrogen unless the aromaticity of the benzene ring is disrupted. Therefore, such intermediates are considerably less stabilised and reactivity considerably tempered.



3-Haloisoquinolines do not undergo easy nucleophilic substitution

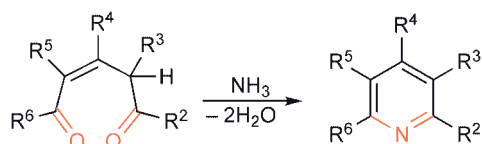
The displacement of halogen at all positions of the pyridine and quinoline/isoquinoline nucleus is achievable using palladium(0) catalysis (see 4.2 for a detailed discussion). Couplings with alkenes (Heck reac-

tions), with alkynes, with alkenyl- or aryltin or -boron species are complemented by couplings in the opposite sense using pyridinyl/quinolinyl/isoquinolinyl metal reagents, with alkenyl or aryl halides or triflates. The application of this extremely useful methodology allows transformations in one step that would otherwise require extensive sequences of steps. Two examples, chosen at random, are shown below.



Transition-metal-catalysed processes are very important in pyridine/quinoline/isoquinoline chemistry

A great variety of methods is available for the ring synthesis of pyridines: the most obvious approach is to construct a 1,5-dicarbonyl compound, preferably also having further unsaturation, and allow it to react with ammonia, when loss of two mole equivalents of water produces the pyridine. 1,4-Dihydropyridines, which can easily be dehydrogenated to the fully aromatic system, result from the interaction of saturated 1,5-dicarbonyl compounds and ammonia.



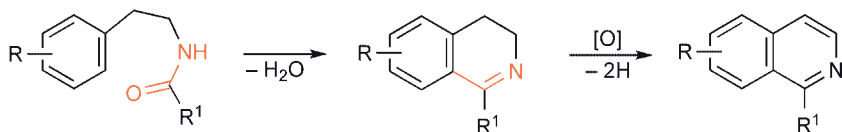
Typical pyridine ring synthesis

Nearly all quinoline syntheses begin from an arylamine; that shown generally below – the acid-catalysed interaction with a 1,3-diketone – involves addition of the amine nitrogen to one of the carbonyl groups and a ring closure onto the aromatic ring having the character of an aromatic electrophilic substitution. Another much-used route utilises the interaction of an *ortho*-aminoaldehyde (or -ketone) with a ketone having an α methylene.



Typical quinoline ring syntheses

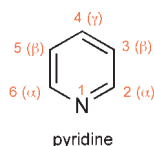
Amides of 2-(aryl)ethanamines can be made to ring close producing 3,4-dihydroisoquinolines (which can be easily dehydrogenated to the aromatic systems) using reagents such as phosphoryl chloride; again, the ring-closure step is an intramolecular electrophilic substitution of the aromatic ring.



A typical isoquinoline ring synthesis

8

Pyridines: Reactions and Synthesis



Pyridine and its simple derivatives are stable and relatively unreactive liquids, with strong penetrating odours that are unpleasant to some people. They are much used as solvents and bases, especially pyridine itself, in reactions such as *N*- and *O*-acylation and -tosylation. Pyridine and the three monomethyl pyridines (picolines) are completely miscible with water.

Pyridine was first isolated, like pyrrole, from bone pyrolysates: the name is constructed from the Greek for fire, 'pyr', and the suffix 'idine', which was at the time being used for all aromatic bases – phenetidine, toluidine, etc. Pyridine and its simple alkyl derivatives were for a long time produced by isolation from coal tar, in which they occur in quantity. In recent years this source has been displaced by synthetic processes: pyridine itself, for example, can be produced on a commercial scale in 60–70% yields by the gas-phase high-temperature interaction of crotonaldehyde, formaldehyde, steam, air and ammonia over a silica–alumina catalyst. Processes for the manufacture of alkyl-pyridines involve reaction of acetylenes and nitriles over a cobalt catalyst.

8.1 Reactions with Electrophilic Reagents

8.1.1 Addition to Nitrogen

In reactions that involve bond formation using the lone pair of electrons on the ring nitrogen, such as protonation and quaternisation, pyridines behave just like tertiary aliphatic or aromatic amines. When a pyridine reacts as a base or a nucleophile it forms a 'pyridinium', cation in which the aromatic sextet is retained and the nitrogen acquires a formal positive charge.

8.1.1.1 Protonation of Nitrogen

Pyridines form crystalline, frequently hygroscopic, salts with most protic acids. Pyridine itself, with pK_{aH} 5.2 in water, is a much weaker base than saturated aliphatic amines which have pK_{aH} values mostly between 9 and 11. Since the gas-phase proton affinity of pyridine is actually very similar to those of aliphatic amines, the observed solution values reflect relatively strong solvation of aliphatic ammonium cations;¹ this difference may in turn be related to the mesomerically delocalised charge in pyridinium ions and the consequent reduced requirement for external stabilisation *via* solvation.

Electron-releasing substituents generally increase the basic strength; 2-methyl- (pK_{aH} 5.97), 3-methyl (5.68) and 4-methylpyridine (6.02) illustrate this. The basicities of pyridines carrying groups that can interact mesomerically as well as inductively vary in more complex ways, for example 2-methoxypyridine (3.3) is a weaker, but 4-methoxypyridine (6.6) a stronger base than pyridine; the effect of inductive with-

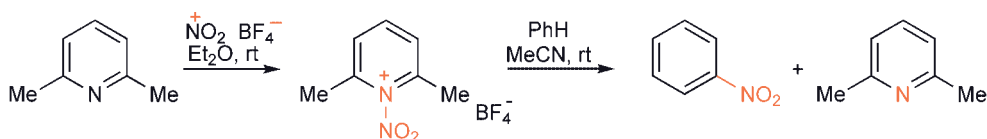
drawal of electrons by the electronegative oxygen is felt more strongly when it is closer to the nitrogen, i.e. at C-2.

Large α -substituents impede solvation of the protonated form: 2,6-di-*t*-butylpyridine is less basic than pyridine by one pK_{aH} unit and 2,6-bis(tri-*iso*-propylsilyl)pyridine will not dissolve even in 6M hydrochloric acid.²

8.1.1.2 Nitration at Nitrogen (see also 8.1.2.2)

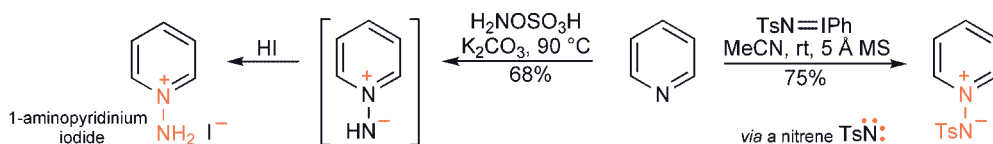
This occurs readily by reaction of pyridines with nitronium salts, such as nitronium tetrafluoroborate.³ Protic nitrating agents such as nitric acid of course lead exclusively to *N*-protonation.

1-Nitro-2,6-dimethylpyridinium tetrafluoroborate is one of several *N*-nitro-pyridinium salts that can be used as non-acidic nitrating agents with good substrate and positional selectivity. The 2,6-disubstitution serves to sterically inhibit resonance overlap between nitro group and ring and consequently increase reactivity as a nitronium ion donor, however the balance between this advantageous effect and hindering approach of the aromatic substrate is illustrated by the lack of transfer nitration reactivity in 2,6-dihalo-analogues.⁴



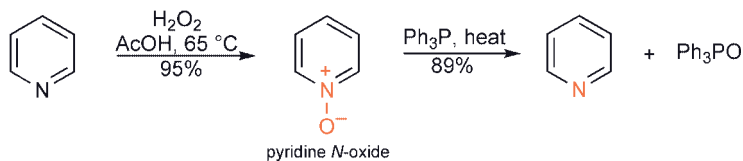
8.1.1.3 Amination of Nitrogen

The introduction of nitrogen at a different oxidation level can be achieved with hydroxylamine *O*-sulfonic acid⁵ or using [*N*-*para*-tolylsulfonylimino]phenyliodinane with copper(II) triflate;⁶ the attacking species is a nitrene.



8.1.1.4 Oxidation of Nitrogen

In common with other tertiary amines, pyridines react smoothly with percarboxylic acids to give *N*-oxides, which have their own rich chemistry (8.13). There are many other ways to *N*-oxidise pyridines: oxygen with ruthenium trichloride as catalyst is one example;⁷ hydrogen-peroxide-urea with trifluoroacetic anhydride *N*-oxidises pyridines carrying electron-withdrawing groups.⁸ Similarly, there are many ways to deoxygenate pyridine *N*-oxides: samarium iodide, chromium chloride, stannous chloride with low-valent titanium, ammonium formate with palladium and catalytic hydrogenation all do the job at room temperature,⁹ molybdenum hexacarbonyl in hot ethanol is another alternative.¹⁰ The most frequently used methods have involved oxygen transfer to trivalent phosphorus¹¹ or divalent sulfur.¹² Ammonium formate with a palladium-on-carbon catalyst removes the oxygen *and* reduces the ring, smoothly giving piperidines.¹³

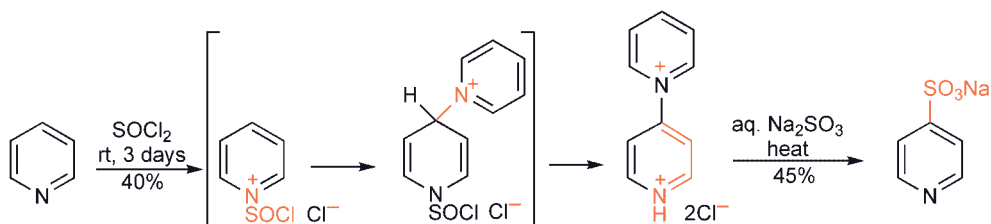


8.1.1.5 Sulfonation at Nitrogen

Pyridine reacts¹⁴ with sulfur trioxide to give the crystalline, zwitterionic pyridinium-1-sulfonate, usually known as the pyridine sulfur trioxide complex. This compound is hydrolysed in hot water to sulfuric acid and pyridine (for its reaction with hydroxide see 8.12.3), but more usefully it can serve as a mild sulfonating agent (for examples see 16.1.1.3 and 18.1.1.3) and as an activating agent for dimethylsulfoxide in Moffat oxidations.

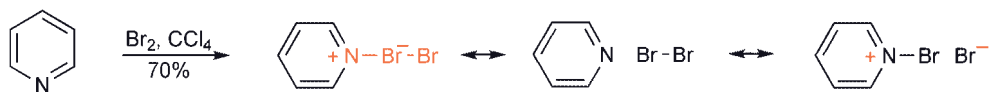


When pyridine is treated with thionyl chloride, a synthetically useful dichloride salt is formed, which can, for example, be transformed into pyridine-4-sulfonic acid. The reaction is believed to involve initial attack by sulfur at nitrogen, followed by nucleophilic addition of a second pyridine at C-4 (cf. 8.12.2).¹⁵

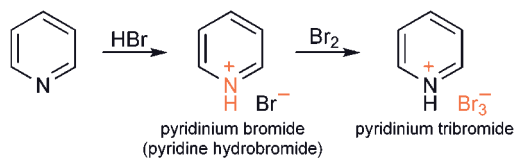


8.1.1.6 Halogenation at Nitrogen

Pyridines react easily with halogens and inter-halogens¹⁶ to give crystalline compounds, largely undissociated when dissolved in solvents such as carbon tetrachloride. Structurally they are best formulated as resonance hybrids related to trihalide anions. 1-Fluoropyridinium triflate is also crystalline and serves as an electrophilic fluorinating agent (31.1).¹⁷

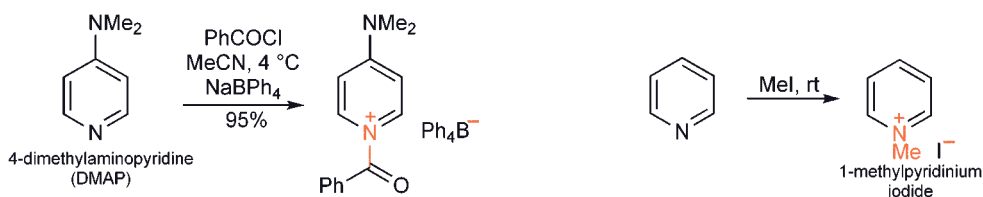


These salts must be distinguished from pyridinium tribromide, obtained by treating pyridine hydrobromide with bromine, which does not contain an *N*-halogen bond, but does have a trihalide anion. The stable, crystalline, commercially available salt can be used as a source of molecular bromine, especially where small accurately known quantities are required.



8.1.1.7 Acylation at Nitrogen

Carboxylic, and arylsulfonic acid halides react rapidly with pyridines generating 1-acyl- and 1-arylsulfonyl-pyridinium salts in solution, and in suitable cases some of these can even be isolated as crystalline, non-hygroscopic solids.¹⁸ Solutions of these salts, generally in excess pyridine, are commonly used for the preparation of esters and sulfonates from alcohols, and of amides and sulfonamides from amines. 4-Dimethylaminopyridine¹⁹ (DMAP) is widely used (in catalytic quantities) to activate anhydrides in a similar manner. The salt derived from DMAP and *t*-butyl chloroformate is stable even in aqueous solution at room temperature.²⁰ The more stable these salts are, the higher their catalytic activity in acylation reactions.²¹



8.1.1.8 Alkylation at Nitrogen

Alkyl halides and sulfates react readily with pyridines at room temperature, giving quaternary *N*-substituted pyridinium salts. As with aliphatic tertiary amines, increasing substitution around the nitrogen, or around the halogen-bearing carbon, causes an increase in the alternative, competing, elimination process, which gives alkene and *N*-proton-pyridinium salt, thus 2,4,6-trimethylpyridine (collidine) is used as a base in dehydrohalogenation reactions. A process which is useful when an alcohol, but not the halide, is available is to use the protonic borofluoride of the pyridine (this also works with imidazoles) and react this with the alcohol in a Mitsunobu reaction.²²

8.1.2 Substitution at Carbon

In most cases, electrophilic substitution of pyridines occurs very much less readily than for the correspondingly substituted benzene. The main reason is that the electrophilic reagent, or a proton in the reaction medium, adds first to the pyridine nitrogen, generating a pyridinium cation, which is naturally very resistant to attack by an electrophile. When it does occur, electrophilic substitution at carbon must involve *either* highly unfavoured attack on a pyridinium cation *or* a relatively easier attack, but on a very low equilibrium concentration of uncharged free pyridine base.

Some of the typical benzene electrophilic substitution reactions do not occur at all: Friedel–Crafts alkylation and acylation fail because pyridines form complexes with the Lewis-acid catalyst required, involving donation of the nitrogen lone pair to the metal centre. Milder electrophilic species, such as Mannich cations, diazonium ions or nitrous acid, which in any case require activated benzenes for success, naturally fail with pyridines.

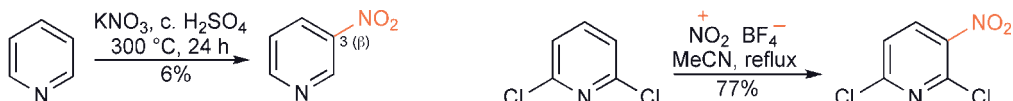
Electrophilic *C*-substitution in pyridines carrying strongly activating substituents (nitrogen and oxygen) is discussed in Sections 8.9.3.1 and 8.9.2.1.

8.1.2.1 Proton Exchange

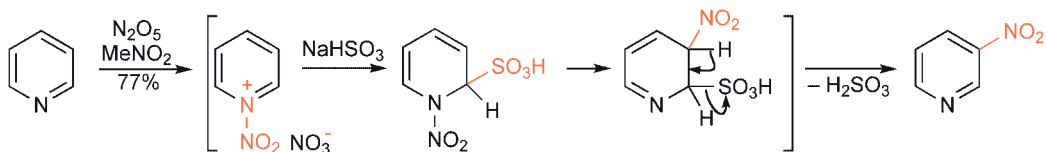
H–D exchange *via* an electrophilic substitution process, such as will operate for benzene, does not take place with pyridine. A special mechanism allows selective exchange at the two α -positions in DCl–D₂O, or even in water at 200 °C, the key species being an ylide formed by 2/6-deprotonation of the 1*H*-pyridinium cation (see also 8.11).²³ Efficient exchange at all positions can be achieved at 110 °C in D₂O in the presence of hydrogen and palladium-on-carbon (a method which also works for other heterocycles, including indoles).²⁴

8.1.2.2 Nitration

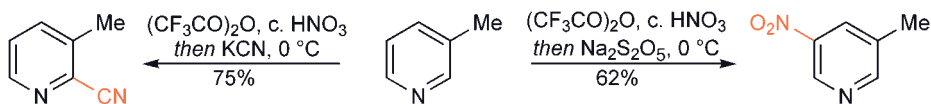
Pyridine itself can be converted into 3-nitropyridine only inefficiently by direct nitration, even with extremely vigorous conditions,²⁵ however a couple of ring methyl groups facilitate electrophilic substitution sufficiently to allow nitration;²⁶ both collidine (2,4,6-trimethylpyridine) and its *N*-methyl quaternary salt are nitrated at similar rates under the same conditions, showing that the former reacts *via* its *N*-protonic salt.²⁷ Steric or/and inductive inhibition of *N*-nitration allows *C*-3-substitution using nitronium tetrafluoroborate; an example is the nitration of 2,6-dichloropyridine⁴ or of 2,6-difluoropyridine using tetramethylammonium nitrate with trifluoromethanesulfonic anhydride.²⁸



3-Nitropyridine itself, and substituted derivatives, *can*, however, be prepared efficiently from *N*-nitropyridinium salts. Initial reaction with dinitrogen pentoxide at nitrogen is followed by sulfur dioxide, when this is used as solvent or co-solvent, or hydrogensulfite, addition at C-2 forming a 1,2-dihydropyridine. Transfer of the nitro group to a β -position, *via* a [1,5]-sigmatropic migration, is then followed by elimination of the nucleophile, regenerating the aromatic system.²⁹

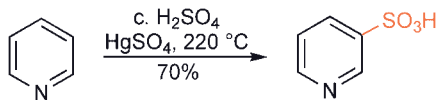


The same effect can be achieved more conveniently using a mixture of nitric acid and trifluoroacetic anhydride ($\text{NO}_2\text{OCOCF}_3$ adds NO_2^+ to the nitrogen) then the addition of sodium metabisulfite.³⁰ Incidentally, if cyanide is added instead of metabisulfite, elimination of nitrous acid produces 2-cyanopyridines.³¹

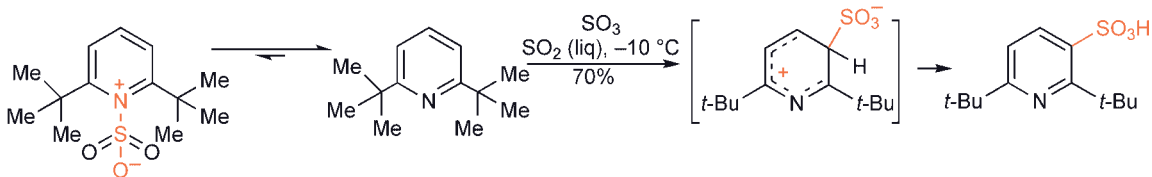


8.1.2.3 Sulfonation

Pyridine is very resistant to sulfonation using concentrated sulfuric acid or oleum, only very low yields of the 3-sulfonic acid being produced after prolonged reaction periods at $320\text{ }^\circ\text{C}$. However, addition of mercuric sulfate in catalytic quantities allows smooth sulfonation at a somewhat lower temperature. The role of the catalyst is not established; one possibility is that *C*-mercuration is the first step (cf. 8.1.2.5).³²

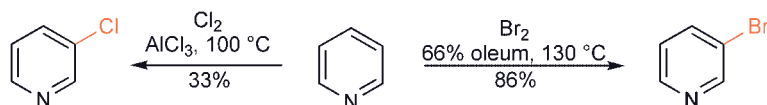


The *C*-sulfonation of 2,6-di-*t*-butylpyridine with sulfur trioxide³³ is a good guide to the intrinsic reactivity of a pyridine ring, for in this situation the bulky alkyl groups effectively prevent addition of sulfur trioxide to the ring nitrogen, allowing progress to a 'normal' electrophilic *C*-substitution intermediate, at about the same rate as for sulfonation of nitrobenzene. A maximum conversion of 50% is all that is achieved, because for every *C*-substitution a proton is produced, which deactivates a molecule of starting material by *N*-protonation.



8.1.2.4 Halogenation

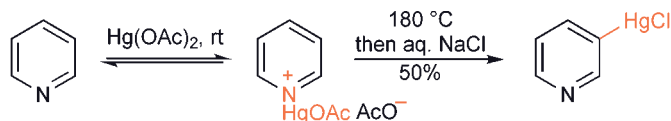
3-Bromopyridine is produced in good yield by the action of bromine in oleum.³⁴ The process is thought to involve pyridinium-1-sulfonate as the reactive species, since no bromination occurs in 95% sulfuric acid. 3-Chloropyridine can be produced by chlorination at 200 °C, or at 100 °C in the presence of aluminium chloride.³⁵



2-Bromo- and 2-chloro-pyridines can be made efficiently by reaction of pyridine with the halogen, at 0–5 °C in the presence of palladium(II) chloride.³⁶

8.1.2.5 Acetoxymercuration

The salt formed by the interaction of pyridine with mercuric acetate at room temperature can be rearranged to 3-acetoxymercurypyridine by heating to only 180 °C.³⁷ This process, where again there is *C*-attack by a relatively weakly electrophilic reagent, like that described for mercuric-sulfate-catalysed sulfonation, may involve attack on an equilibrium concentration of free pyridine.



8.2 Reactions with Oxidising Agents

The pyridine ring is generally resistant to oxidising agents, vigorous conditions being required for its breakdown, thus pyridine itself is oxidised by neutral aqueous potassium permanganate at about the same rate as benzene (sealed tube, 100 °C), to give carbon dioxide. In acidic solution, pyridine is more resistant, but in alkaline media more rapidly oxidised, than benzene.



In most situations, carbon substituents can be oxidised with survival of the ring, thus alkyl-pyridines can be converted into pyridine carboxylic acids with a variety of reagents.³⁸ Some selectivity can be achieved: only α - and γ -groups are attacked by selenium dioxide; the oxidation can be halted at the aldehyde oxidation level.³⁹

8.3 Reactions with Nucleophilic Reagents

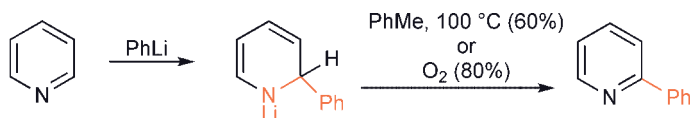
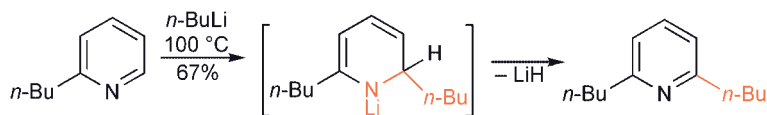
Just as electrophilic substitution is the characteristic reaction of benzene and electron-rich heteroaromatic compounds (pyrrole, furan etc.), so substitution reactions with nucleophiles can be looked on as characteristic of pyridines.

Nucleophilic substitution of hydrogen differs in an important way from electrophilic substitution: whereas the last step in electrophilic substitution is loss of proton, an easy process, the last step in nucleophilic substitution of hydrogen has to be a hydride transfer, which is less straightforward and generally needs the presence of an oxidising agent as hydride acceptor. Nucleophilic substitution of an atom or group at an α - or γ -position, that is a good leaving group, is, however, usually an easy and straightforward process.

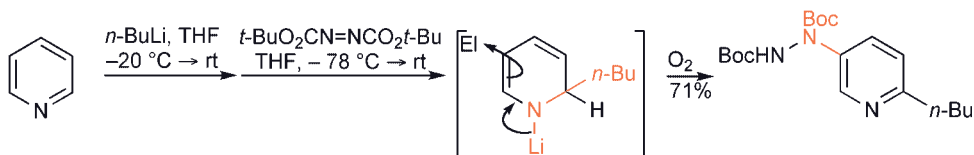
8.3.1 Nucleophilic Substitution with 'Hydride' Transfer⁴⁰

8.3.1.1 Alkylation and Arylation

Reaction with alkyl- or aryl-lithiums proceeds in two discrete steps: addition to give a dihydro-pyridine *N*-lithio-salt which can then be converted into the substituted aromatic pyridine by oxidation (e.g. by air), disproportionation or elimination of lithium hydride.⁴¹ The *N*-lithio-salts can be observed spectroscopically and in some cases isolated as solids.⁴² Attack is nearly always at an α -position; reaction with 3-substituted-pyridines usually takes place at both available α -positions, but predominantly at C-2;⁴³ this regioselectivity may be associated with relief of strain when C-2 rehybridises to sp^3 during addition.



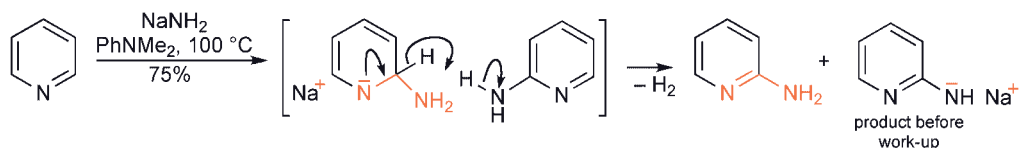
It is possible to trap the 2-substituted lithium derivatives produced by organometallic addition with electrophiles: for example the use of di-*t*-butyl azodicarboxylate leads, after a simple aerial oxidative re-aromatisation, to 2,5-disubstituted pyridines.⁴⁴



From the preparative viewpoint, nucleophilic alkylations can be *greatly* facilitated by the device of prior quaternisation of the pyridine in such a way that the *N*-substituent can be subsequently removed – these processes are dealt with in 8.12.2.

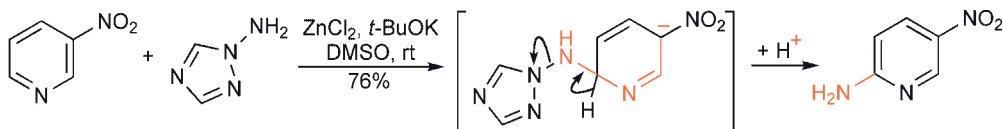
8.3.1.2 Amination

Amination of pyridines and related heterocycles, generally at a position α to the nitrogen, is called the Chichibabin reaction,⁴⁵ the pyridine reacting with sodamide with the evolution of hydrogen. The ‘hydride’ transfer and production of hydrogen probably involve interaction of amino-pyridine product, acting as an acid, with the anionic intermediate. The preference for α -substitution may be associated with an intramolecular delivery of the nucleophile, perhaps guided by complexation of ring nitrogen with metal cation.



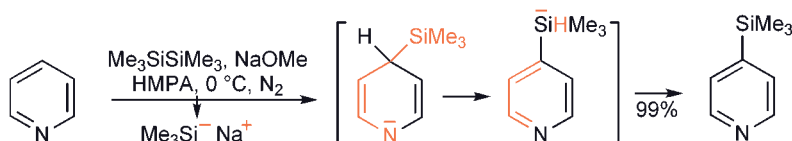
More vigorous conditions are required for the amination of 2- or 4-alkyl-pyridines, since proton abstraction from the side-chain (cf. 8.10) by the amide occurs first, and ring attack must therefore involve a dianionic intermediate.⁴⁶ Amination of 3-alkyl-pyridines is regioselective for the 2-position.⁴⁷

Vicarious nucleophilic substitution (3.3.3) permits the introduction of amino groups *para* (or *ortho* if *para* blocked) to nitro groups by reaction with methoxyamine⁴⁸ or 1-amino-1,2,4-triazole.⁴⁹ In contrast, VNS substitution of 3-nitropyridine with benzyl chloroacetate proceeds at C-4.⁵⁰



8.3.1.3 Silylation

In an exceptionally efficient process, pyridine is converted into 4-trimethylsilylpyridine on reaction with trimethylsiliconide anion. This process probably proceeds *via* a 1,4-dihydro-adduct (which can be trapped as its *N*-CO₂Et derivative by addition of ethyl chloroformate), the fully aromatic product arising *via* hydride shift to silicon.⁵¹

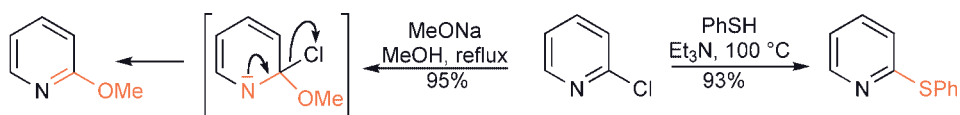


8.3.1.4 Hydroxylation

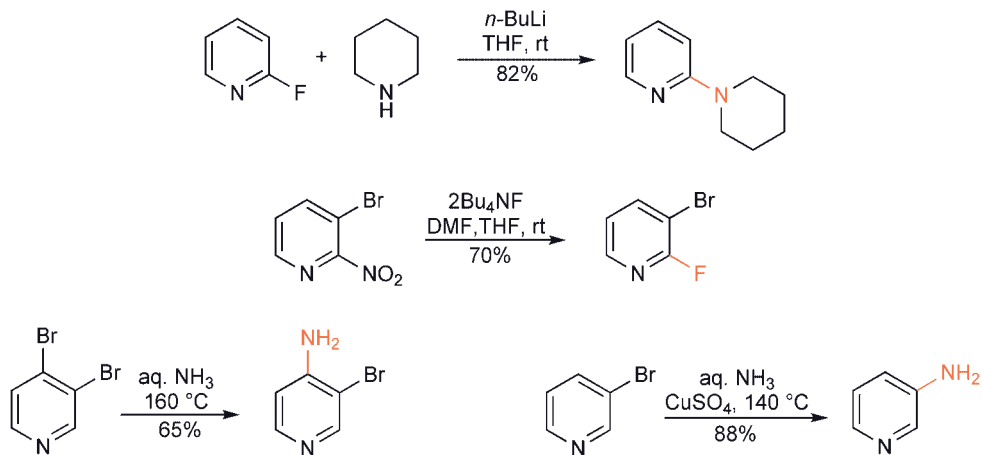
Hydroxide ion, being a much weaker nucleophile than amide, attacks pyridine only at very high temperatures to produce a low yield of 2-pyridone,⁵² which can be usefully contrasted with the much more efficient reaction of hydroxide with quinoline and isoquinoline (9.3.1.3) and with pyridinium salts (8.12.3).

8.3.2 Nucleophilic Substitution with Displacement of Good Leaving Groups

Halogen, and also, though with fewer examples, nitro,⁵³ alkoxy-sulfonyloxy⁵⁴ and methoxy⁵⁵ substituents at α - or γ -positions, but not at β -positions, are relatively easily displaced by a wide range of nucleophiles *via* an addition–elimination mechanism facilitated by: (i) electron withdrawal by the substituent and (ii) the good leaving ability of the substituent. γ -Halo-pyridines are more reactive than the α -isomers; β -halo-pyridines are *very* much less reactive, being much closer to, but still somewhat more reactive than halo-benzenes, but even 3-halogen can be displaced with heteroatom nucleophiles under microwave irradiation.⁵⁶

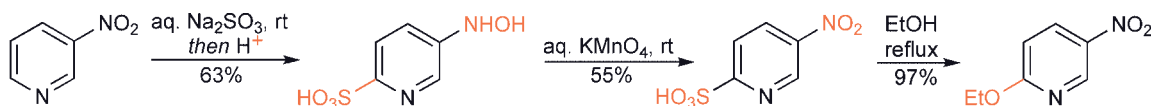


Fluorides are more reactive than the other halides,⁵⁷ (cf. 3.3.2) for example 2-fluoropyridine can be converted into 2-dialkylamino-pyridines using lithium amides at room temperature.⁵⁸ This could be compared with the 130 °C required to displace α -bromine using the potassium salt of pyrazole.⁵⁹ Displacement of nitro can be made the means for the synthesis of α - and γ -fluoro-pyridines.⁵³ Of the five fluorines in pentafluoropyridine, the γ -fluorine is displaced most rapidly.⁶⁰



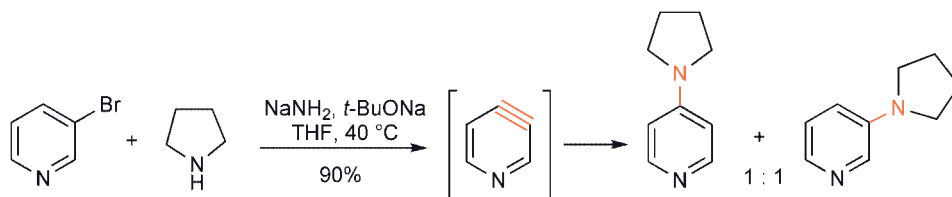
Replacements of halide by reaction with ammonia can be achieved at considerably lower temperatures than those illustrated, under 6–8 kbar pressure.⁶¹

The sulfonic acid substituent in 5-nitropyridine-2-sulfonic acid⁶² can be displaced by alcohols, amines or chloride.⁶³

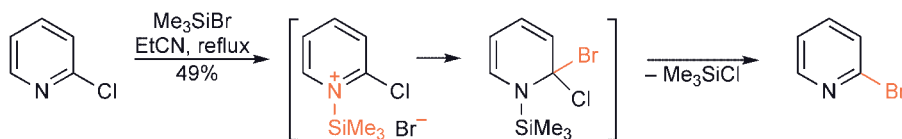


In some displacements, an alternative mechanism operates. For example the reaction of either 3- or 4-bromopyridine with secondary amines in the presence of sodamide/sodium *t*-butoxide, produces the same mixture of 3- and 4-dialkylamino-pyridines; this proceeds *via* an elimination process ($S_N(EA)$ – Substitution Nucleophilic Elimination Addition) and the intermediacy of 3,4-didehydropyridine (3,4-pyridyne).⁶⁴ That no 2-aminated pyridine is produced shows a greater difficulty in generating 2,3-pyridyne; it can, however,

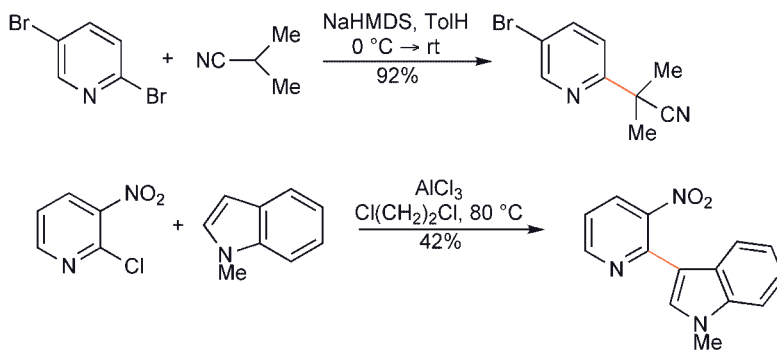
be formed by reaction of 3-bromo-2-chloro-pyridines with *n*-butyllithium⁶⁵ or *via* the reaction of 3-trimethylsilyl-2-trifluoromethanesulfonyloxy pyridine with fluoride.⁶⁶ Significantly, a 4-aryloxy or 4-phenylthio-substituent stabilises a 2,3-pyridyne.⁶⁷



It is possible to replace α -chlorine with bromine or iodine by reaction with the halotrimethylsilane; no doubt this involves an intermediate pyridinium salt, as shown (see also 8.12.2).⁶⁸



Carbon nucleophiles can also be used: deprotonated nitriles will displace a halogen;^{69,70} electron-rich aromatic compounds will displace α -halogen *ortho* or *para* to nitro or cyano, using aluminium chloride catalysis.⁷¹



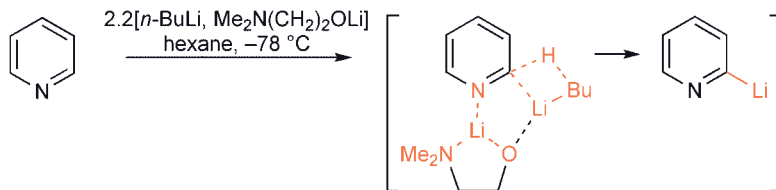
8.4 Metallation and Reactions of C-Metallated-Pyridines

8.4.1 Direct Ring C–H Metallation⁷²

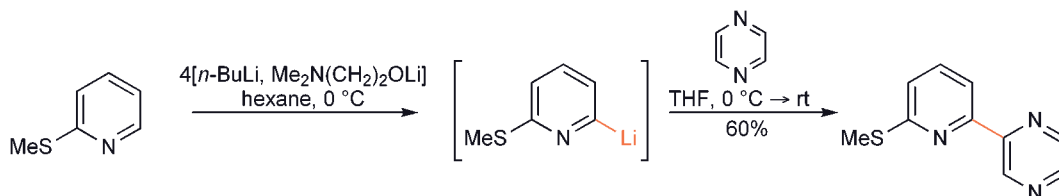
When pyridine is heated to 165°C in MeONa-MeOD , H–D exchange occurs at all positions *via* small concentrations of deprotonated species, at the relative rates $\alpha:\beta:\gamma$, 1:9.3:12.⁷³ Some pyridines have been selectively lithiated at C-2 *via* complexes with hexafluoroacetone⁷⁴ or boron trifluoride;⁷⁵ complexation removes the lone pair and additionally provides inductive (and in the former case also chelation) effects to assist the regioselective α -metallation. The selective 2-lithiation of pyridine *N*-oxides can also be achieved in favourable circumstances: one instructive example is the regioselective 6-lithiation of 2-pivaloylaminopyridine *N*-oxide, i.e. adjacent to the *N*-oxide group, and not at C-3, *ortho* to the directing 2-substituent. The regioselective C-2-lithiation of 3,4-dimethoxypyridine *N*-oxide also shows the influence of the *N*-oxide functionality.⁷⁶

Regioselective metallation at an α -position of a pyridine can be achieved with the mixed base produced from two mole equivalents of *n*-butyllithium with one of dimethylaminoethanol i.e. it is a 1:1 mixture of *n*-BuLi and $\text{Me}_2\text{N}(\text{CH}_2)_2\text{OLi}$ (BuLi–LiDMAE).⁷⁷ The regioselectivity is ascribed to intramolecular delivery

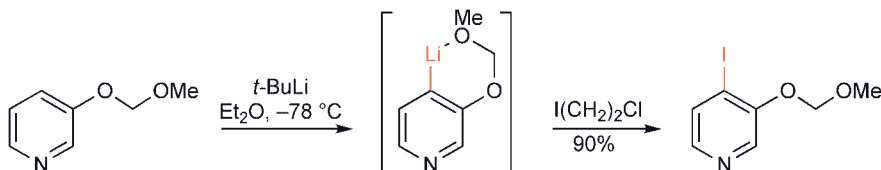
of the butyllithium, as shown. With this complex base, the regioselectivity is maintained despite the presence of other groups which, with bases such as LDA, would direct an *ortho*-lithiation process: 2-chloro-, 2-methoxy-, 2-methylthio- and 2-dimethylamino-pyridines all lithiate efficiently at C-6; 3-chloro- and 3-methoxypyridines are lithiated at C-2; 4-chloro-, 4-dimethylamino- and 4-methoxypyridines, again lithiate at an α -carbon;⁷⁸ 2-, 3- or 4-phenylpyridines are metallated only at an α position;⁷⁹ it is even possible to lithiate 4-picoline at C-2,⁸⁰ despite potential loss of a side-chain proton (cf. 8.10). An extrapolation of this idea is the use of $\text{Me}_3\text{SiCH}_2\text{Li-LiDMAE}$, which is less nucleophilic and so is a lesser problem with respect to a subsequently added electrophile.⁸¹



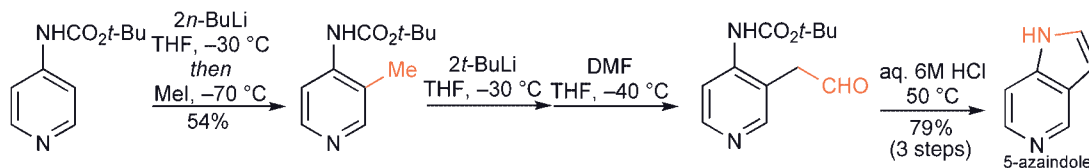
A nice example of the use of α -lithiated pyridines is their nucleophilic addition to azines, oxidation during work-up then producing biheteraryls.⁸²



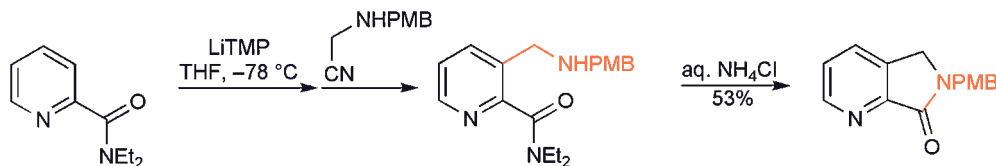
There are many examples of direct lithiation with the assistance of *ortho*-directing groups. Halo-, particularly chloro-, or better, fluoro-pyridines, but even bromo-pyridines undergo lithiation *ortho* to the halogen, using lithium di-*iso*-propylamide. 3-Halopyridines react mainly at C-4, and 2- and 4-halopyridines necessarily lithiate at a β -position. In the lithiation of methoxy-pyridines, using mesityllithium the 3-isomer metallates at C-2,⁸³ whereas 3-methoxymethoxypyridine,⁸⁴ 3-di-*iso*-propylaminocarbonyl-⁸⁵ 3-tetrahydropyran-⁸⁶ and 3-*t*-butylcarbonylamino-⁸⁷ -pyridines all lithiate at C-4. Each of the three pyridine carboxylic acids undergoes *ortho*-lithiation, without protection, using lithium tetramethylpiperidide,⁸⁸ which can also be used for the three isomeric cyanopyridines, trapped to give the corresponding boronic acids.⁸⁹ Metallation using lithium magnesates (Bu_3MgLi) can be conducted at a somewhat higher temperature, -10 °C.⁹⁰



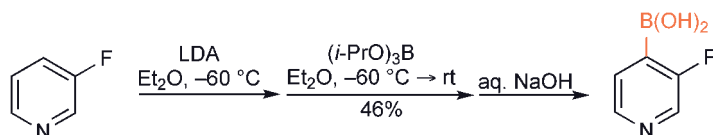
Lithiation of 2- and 4-*t*-butoxycarbonylaminopyridines can only take place at C-3; a neat sequence involving, first, ring lithiation to allow introduction of a methyl group and, second, side-chain methyl lithiation (8.10), provides one route to azaindoles (20.16), as illustrated below for the synthesis of 5-azaindole (pyrrolo[3,2-*c*]pyridine).⁹¹



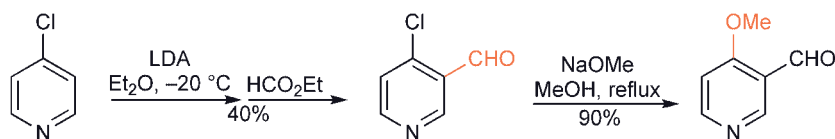
An electrophile that can be used to introduce an aminomethyl unit is a formimine generated *in situ* from *N*-(cyanomethyl)-*para*-methoxybenzylamine; subsequent ring-closure can produce pyrrolopyridinones.⁹²



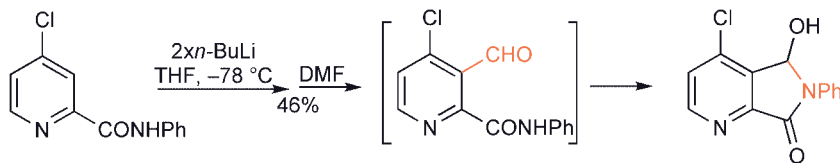
Lithiated pyridines can be converted into boronic acids, or esters, one example being shown below.⁹³



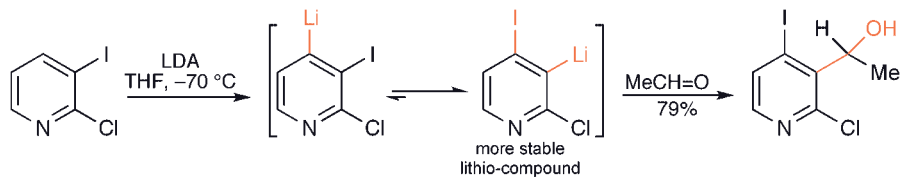
The use of halogen to direct lithiation⁹⁴ can be combined with the ability to subsequently displace the halogen with a nucleophile.⁹⁵



Two directing groups, 1,3-related, cause lithiation to occur between the two groups.⁹⁶ A nice example in which two directing groups do not direct to the same carbon is that of 2,5-dimethoxypyridine: lithiation takes place 11 : 3 at C-4 *versus* C-3, by changing the protecting group on the 5-oxygen to methoxymethyl, exclusive 4-lithiation is achieved and on changing to tri-*iso*-propylsilyl, exclusive 3-lithiation results.⁹⁷

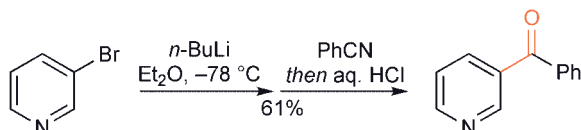


Bromine and iodine also direct lithiations, but isomerisation – ‘halogen dance’ (see discussion in 17.4.2) – can be a problem, however advantage can be taken of the isomerisation (to the more stable lithio-derivative) in suitable cases. In the example below, the more stable lithio compound is that in which the formally negatively charged ring carbon is located between two halogen-bearing carbon atoms.⁹⁸

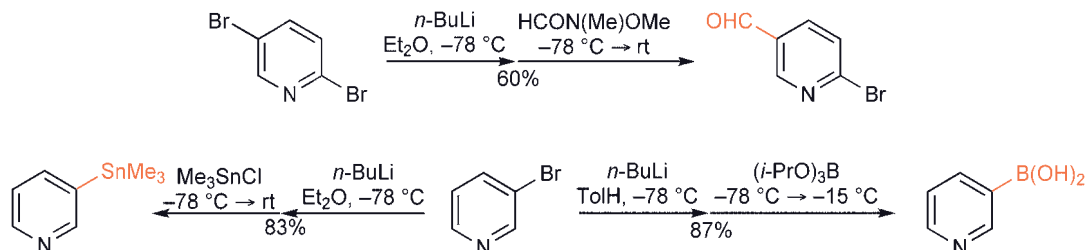


8.4.2 Metal–Halogen Exchange

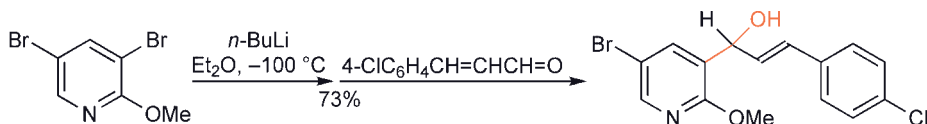
Lithium derivatives are easily prepared by standard procedures and behave as typical organometallic nucleophiles, thus, for example, 3-bromopyridine undergoes efficient exchange with *n*-butyllithium in ether at $-78\text{ }^{\circ}\text{C}$. With the more basic tetrahydrofuran as solvent, and at this temperature, the alkyllithium becomes more nucleophilic and only addition to the ring occurs, although the exchange *can* be carried out in tetrahydrofuran at lower temperatures.⁹⁹



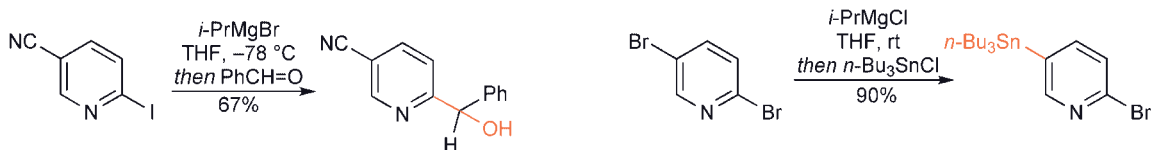
Lithio-pyridines can also be prepared from bromo-pyridines at $0\text{ }^{\circ}\text{C}$ *via* exchange using trimethylsilylmethyl lithium (TMSCH_2Li) and lithium dimethylaminoethoxide (LiDMAE) in toluene (2,5-dibromopyridine¹⁰⁰ and 2,3-dibromopyridine¹⁰¹ react selectively at C-2) and from *chloro*-pyridines, *via* naphthalene-catalysed reductive metallation.¹⁰² Metal–halogen exchange with 2,5-dibromopyridine can also lead efficiently to 2-bromo-5-lithiopyridine;¹⁰³ the example below illustrates its trapping with the ‘Weinreb amide’ of formic acid as a formyl-transfer reagent,¹⁰⁴ however the regioselectivity can be reversed by reaction in toluene.¹⁰⁵ Monolithiation of 2,6-dibromopyridine is best achieved by ‘inverse addition’ – dibromide to *n*-butyllithium, or by using dichloromethane as solvent.¹⁰⁶ Reaction in toluene is also favourable for exchange at a β -position and 3-bromopyridine can be converted into the 3-boronic acid in toluene;¹⁰⁷ 3- and 4-stannanes can be made from the bromides using ether as solvent.¹⁰⁸



The combination of metal–halogen exchange with the presence of a directing substituent can lead to regioselective metallation.¹⁰⁹



Pyridyl Grignard reagents are readily prepared by exchange of bromine or iodine using *iso*-propyl Grignard reagents.¹¹⁰ In 2,5-dibromopyridine, the exchange is selective at C-5; other dibromo-pyridines, including 2,6-dibromopyridine, also give clean mono-exchange.¹¹¹ Formation of pyridyl Grignard species in this way will even tolerate functional groups such as esters and nitriles, provided the temperature is kept low.



The regioselectivity noted above for 2,5-dibromopyridine in both lithiations and Grignard formation, can be contrasted with the regioselectivity observed with 5-bromo-2-iodopyridine with *iso*-propylmagnesium chloride, where the greater reactivity of iodine overcomes the tendency for β - over α -exchange.¹¹² The use of *iso*-PrMgCl.LiCl gives very fast exchange with bromopyridines,¹¹³ and pyridine Grignard reagents can also be obtained using ‘active magnesium’.¹¹⁴

8.5 Reactions with Radicals; Reactions of Pyridyl Radicals

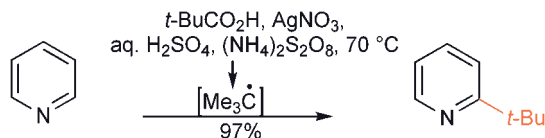
8.5.1 Halogenation

At temperatures where bromine (500 °C) and chlorine (270 °C) are appreciably dissociated into atoms, 2- and 2,6-dihalo-pyridines are obtained *via* radical substitution.¹¹⁵

8.5.2 Carbon Radicals¹¹⁶

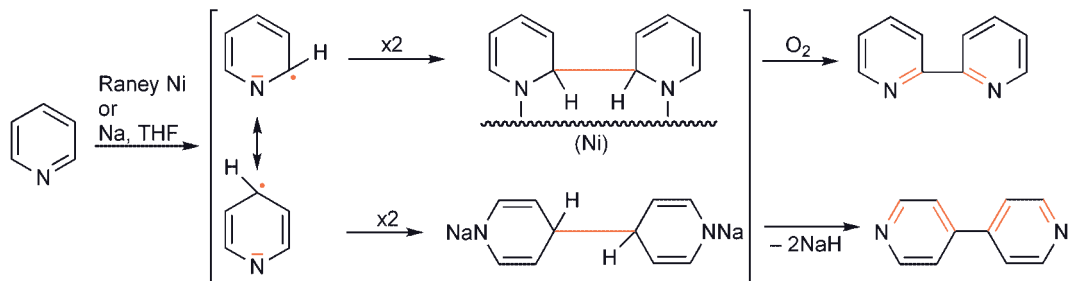
This same preference for α -attack is demonstrated by phenyl-radical attack, but the exact proportions of products depend on the method of generation of the radicals.¹¹⁷ Greater selectivity for phenylation at the 2- and 4-positions is found in pyridinium salts.¹¹⁸ Aryl radicals will add intramolecularly, to a neutral pyridine, at any of the pyridine ring positions.¹¹⁹

Of more preparative value are the reactions of nucleophilic radicals, such as HOCH₂• and R₂NCO•, which can be easily generated under mild conditions, for example HOCH₂• from ethylene glycol by persulfate oxidation with silver nitrate as catalyst.¹²⁰ These substitutions are carried out on the pyridine protonic salt, which provides both increased reactivity and selectivity for an α -position; the process is known as the Minisci reaction (cf. 3.4.1).¹²¹ It is accelerated by electron-withdrawing substituents on the ring.

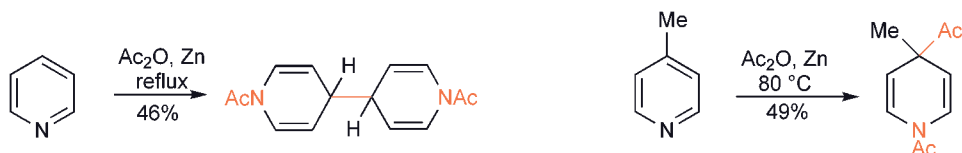


8.5.3 Dimerisation

Both sodium and nickel bring about ‘oxidative’ dimerisations,¹²² despite the apparently reducing conditions, the former giving 4,4′-bipyridine and the latter 2,2′-bipyridine.¹²³ Each reaction is considered to involve the same anion-radical resulting from transfer of an electron from metal to heterocycle, and the species has been observed by ESR spectroscopy, when generated by single electron transfer (SET) from lithium diisopropylamide.¹²⁴ In the case of nickel, the 2,2′-mode of dimerisation may be favoured by chelation to the metal surface. Bipyridyls are important for the preparation of Paraquat-type weedkillers.



Intermediate, reduced dimers can be trapped under milder conditions,¹²⁵ and reduced monomers when the pyridine carries a 4-substituent.¹²⁶



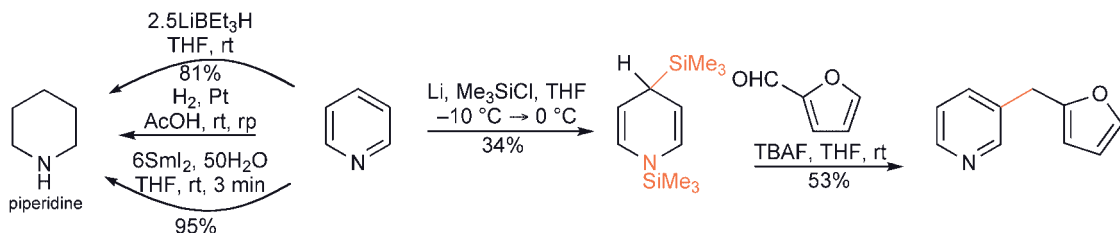
8.5.4 Pyridinyl Radicals

Irradiation of iodopyridines generates pyridinyl radicals, which will effect radical substitution of aromatic compounds.¹²⁷ Pyridinyl radicals can be generated from halo-pyridines, using tin hydrides, and participate in typical radical cyclisation reactions.^{128,129} Each of the three bromo-pyridines is converted, by tris(trimethylsilyl)silane and azobis(isobutyronitrile), into a radical which substitutes benzene.¹³⁰

8.6 Reactions with Reducing Agents

Pyridines are much more easily reduced than benzenes, for example catalytic reduction proceeds easily at atmospheric temperature and pressure, usually in weakly acidic solution, but also in dilute alkali over nickel.¹³¹ Reduction in neutral solution is accelerated by microwave heating.¹³²

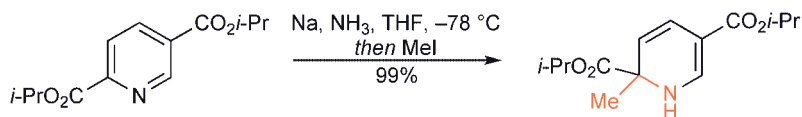
Of the hydride reagents, sodium borohydride is without effect on pyridines, though it does reduce pyridinium salts (8.12.1), lithium aluminium hydride effects the addition of one hydride equivalent to pyridine,¹³³ but lithium triethylborohydride reduces it to piperidine efficiently.¹³⁴



The combination lithium/chlorotrimethylsilane produces a 1,4-dihydro doubly silylated product, the enamine character in which can be utilised for the introduction of 3-alkyl groups *via* reaction with aldehydes.¹³⁵

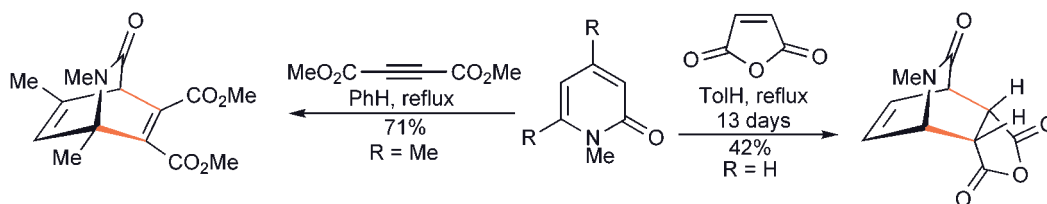
Metal/acid combinations, which in other contexts do bring about reduction of iminium groups, are without effect on pyridines. Samarium(II) iodide in the presence of water smoothly reduces pyridine to piperidine.¹³⁶ Sodium in liquid ammonia, in the presence of ethanol, affords the 1,4-dihydropyridine¹³⁷ and 4-pyridones are reduced to 2,3-dihydro derivatives.¹³⁸ Birch reduction of pyridines carrying esters,

followed by trapping with alkyl halides, produces dihydro-pyridines, and methyl 4-methoxypicolinate quaternary salts are comparably reduced and trapped giving 1,2-dihydro-derivatives, which can be smoothly hydrolysed to enones.¹³⁹

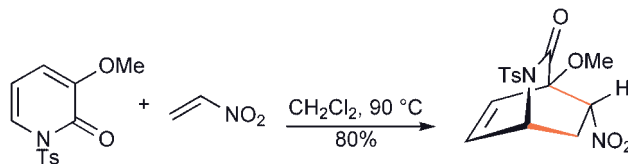


8.7 Electrocyclic Reactions (Ground State)

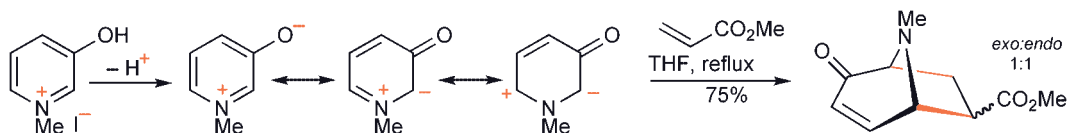
There are no reports of thermal electrocyclic reactions involving simple pyridines. 2-Pyridones, however, participate as 4π components in Diels–Alder additions, especially under high pressure.¹⁴⁰



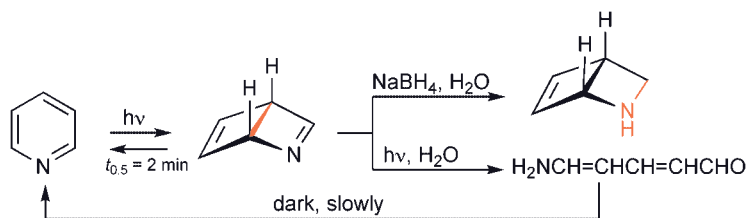
N-Tosyl-2-pyridones with a 3-alkoxy or 3-arythio substituent, undergo cycloaddition with electron-deficient alkenes under milder conditions, as illustrated below,¹⁴¹ and the cycloaddition of the corresponding 3-hydroxypyridone is promoted by *O*-deprotonation.¹⁴²



The quaternary salts of 3-hydroxy-pyridines are converted by mild base into zwitterionic, organic-solvent-soluble species, for which no neutral resonance form can be drawn. These pyridinium-3-olates undergo a number of dipolar cycloaddition reactions, especially across the 2,6-positions.¹⁴³



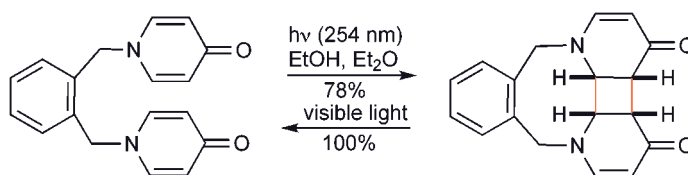
8.8 Photochemical Reactions



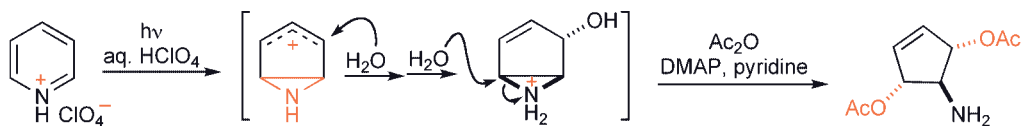
Ultraviolet irradiation of pyridines can produce highly strained species that can lead to isomerised pyridines or can be trapped. The three picolines and the three cyano-substituted pyridines constitute ‘photochemical triads’: irradiation of any isomer, in the vapour phase at 254 nm, results in the formation of all three isomers.¹⁴⁴ From pyridines¹⁴⁵ and from 2-pyridones¹⁴⁶ 2-azabicyclo[2.2.0]-hexadienes and -hexenones can be obtained; in the case of pyridines these are usually unstable and revert thermally to the aromatic heterocycle. Pyridone-derived bicycles are relatively stable, 4-alkoxy- and -acyloxy-pyridones are converted in particularly good yields. Irradiation of *N*-methyl-2-pyridone in aqueous solution produces a mixture of regio- and stereoisomeric 4π plus 4π photo-dimers.¹⁴⁷



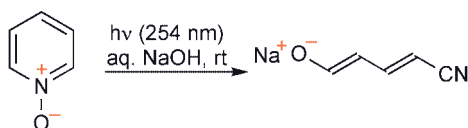
Photocatalysed 2π plus 2π cycloadditions between a pair of tethered 4-pyridones¹⁴⁸ can generate spectacularly complex rings systems easily, as shown.



The photoreactions of pyridinium salts in water give 6-azabicyclo[3.1.0]hex-3-en-2-ols or the corresponding ethers, which can undergo regio- and stereoselective ring-openings of the aziridine by attack of nucleophiles under acidic conditions. These products are useful starting materials for synthesis.¹⁴⁹



Photolysis of pyridine *N*-oxides in alkaline solution induces ring opening to cyano-dienolates.¹⁵⁰



8.9 Oxy- and Amino-Pyridines

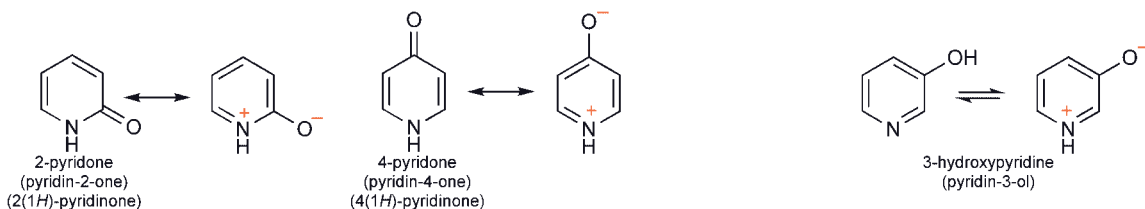
8.9.1 Structure

The three oxy-pyridines are subject to tautomerism involving hydrogen interchange between oxygen and nitrogen, but with a significant difference between α - and γ - on the one hand and β -isomers on the other.

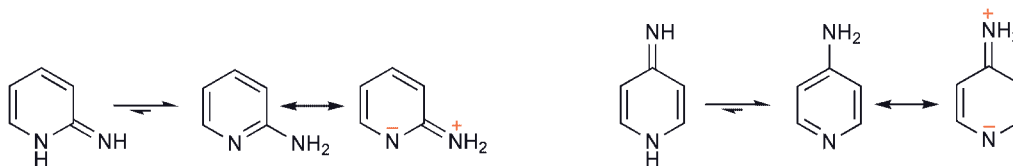
Under all normal conditions, α - and γ -isomers exist almost entirely in the carbonyl tautomeric form, and are accordingly known as ‘pyridones’; the hydroxy-tautomers are detected in significant amounts only in

very dilute solutions in non-polar solvents like petrol, or in the gas phase, where, for the α -isomer, 2-hydroxypyridine is actually the dominant tautomer by 2.5:1.¹⁵¹ The polarised pyridone form is favoured by solvation.¹⁵² 3-Hydroxypyridine exists in equilibrium with a corresponding zwitterionic tautomer, the exact ratio depending on solvent.

In this chapter we utilise the generally accepted terms '2-pyridone', '4-pyridone' rather than the strictly correct '2(1*H*)-pyridinone', etc.



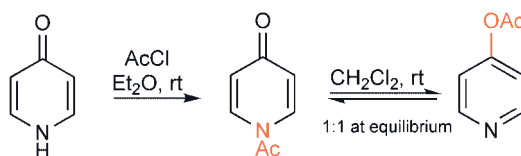
All three amino-pyridines exist in the amino form; the α - and γ -isomers are polarised in a sense opposite to that in the pyridones.



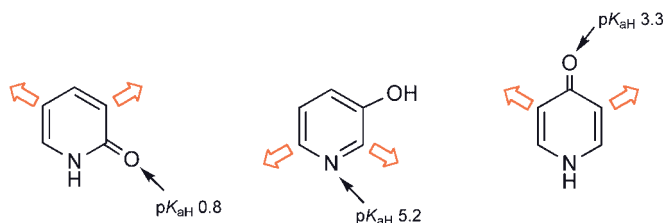
8.9.2 Reactions of Pyridones

8.9.2.1 Electrophilic Addition and Substitution

3-Hydroxypyridine protonates on nitrogen, with a typical pyridine pK_{aH} of 5.2; the pyridones are much less basic and, like amides, protonate on oxygen.¹⁵³ However, the reaction of 4-pyridone with acid chlorides produces *N*-acyl derivatives. 1-Acetyl-4-pyridone subsequently equilibrates in solution affording a mixture with 4-acetoxypyridine.¹⁵⁴



Electrophilic substitution at carbon can be effected much more readily with the three oxy-pyridines than with pyridine itself, and it occurs *ortho* and *para* to the oxygen function, as indicated below. Acid catalysed exchange of 4-pyridone in deuterium oxide, for example, gives 3,5-dideuterio-4-pyridone, *via* *C*-protonation of the neutral pyridone.¹⁵⁵

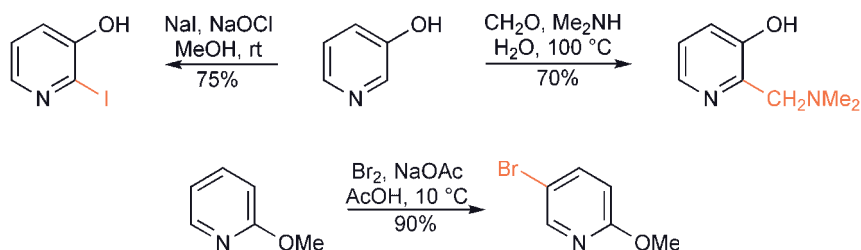


Positions of electrophilic substitution of oxy-pyridines

Substitutions usually proceed *via* attack on the neutral pyridone,¹⁵⁶ but in very strong acid, where there is almost complete *O*-protonation, 4-pyridone undergoes a slower nitration, *via* attack on the salt, but with the same regioselectivity.¹⁵⁷

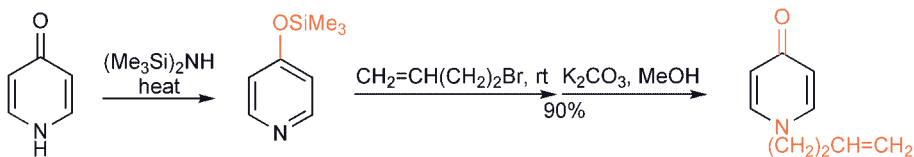


Electrophilic substitutions of 3-hydroxypyridine take place at C-2, for example nitration,¹⁵⁸ Mannich substitution¹⁵⁹ and iodination.¹⁶⁰ Its phenol-like character is nicely illustrated by efficient 2,4,6-tribromination with *N*-bromosuccinimide.¹⁶¹ 2-Methoxypyridine brominates at C-5¹⁶² and 4-methoxypyridine at C-3.¹⁶¹



8.9.2.2 Deprotonation and Reaction of Salts

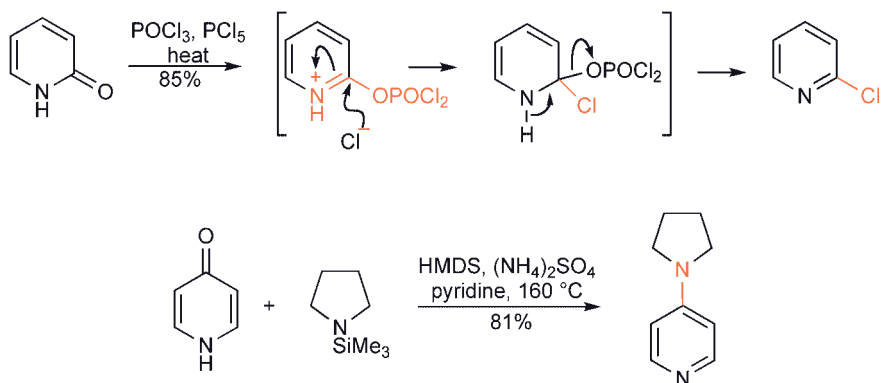
N-Unsubstituted pyridones are acidic, with pK_a values of about 11 for *N*-deprotonation giving mesomeric anions. These ambident anions can be alkylated on either oxygen or nitrogen, producing alkoxy-pyridines or *N*-alkyl-pyridones, respectively, the relative proportions depending on the reaction conditions;¹⁶³ *N*-alkylation is usually predominant for primary halides; *O*-alkylation for secondary halides.¹⁶⁴ The reagent combination sodium hydride with lithium bromide in dimethylformamide and dimethoxyethane gives mainly *N*-alkylation.¹⁶⁵ A clean method for the synthesis of *N*-alkylated 4-pyridones is to convert the pyridone first into the *O*-trimethylsilyl ether¹⁶⁶ which can then be reacted selectively at nitrogen, subsequent removal of the silicon giving the *N*-alkylpyridone.¹³⁸ Alternatively, 2-alkoxy-pyridines, generated by alkoxide displacement on a 2-halo-pyridine, can be isomerised: for example 2-benzyloxypyridine is converted into 1-benzyl-2-pyridone on heating with lithium iodide at 100 °C.¹⁶⁷ 2-Pyridone is sufficiently acidic to take part in Mitsunobu reactions with alcohols, though, again, mixtures of *O*- and *N*-alkylation products result.¹⁶⁸



8.9.2.3 Replacement of Oxygen

The conversion of the carbonyl group in pyridones into a leaving group has a very important place in the chemistry of pyridones, the most frequently encountered examples involving reaction with phosphoryl chloride and/or phosphorus pentachloride leading to the chloro-pyridine, *via* an assumed dichlorophosphate

intermediate as indicated below. Conversion into bromo derivatives is possible with phosphorus oxybromide but can be more conveniently achieved with *N*-bromosuccinimide and triphenylphosphine in refluxing dioxane¹⁶⁹ or with phosphorus pentoxide with tetra-*n*-butylammonium bromide in hot toluene.¹⁷⁰ Similarly, treatment with phosphorus pentoxide and a secondary amine, or of 2- or 4-trimethylsilyloxy-pyridines (prepared *in situ*) with secondary amines,¹⁶⁶ produces dialkylamino-pyridines. Pyridones are converted into triflates by reaction with trifluoromethanesulfonic anhydride and a base;¹⁷¹ these derivatives are of particular interest in the context of palladium(0)-catalysed cross-couplings (4.2).

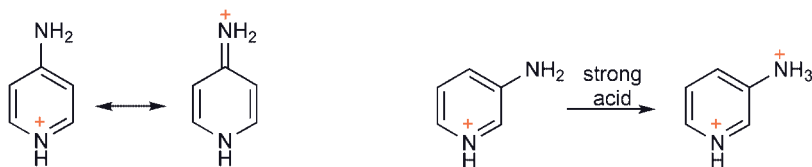


The usual way to remove oxygen completely from a pyridone is by conversion, as described, into halogen followed by catalytic hydrogenolysis.¹⁷² Alternatively, reaction of the pyridone salt with 5-chloro-1-phenyltetrazole then hydrogenolysis of the resulting ether can be used.¹⁷³

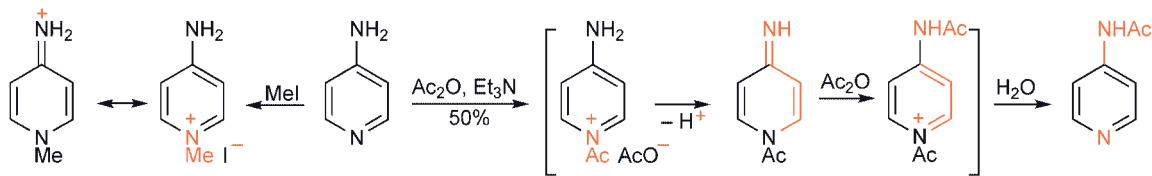
8.9.3 Reactions of Amino-Pyridines

8.9.3.1 Electrophilic Addition and Substitution

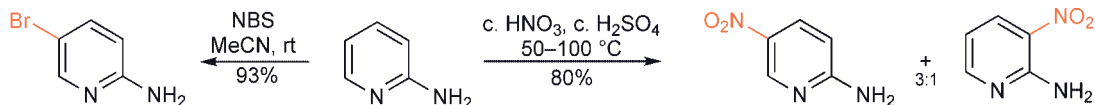
The three amino-pyridines are all more basic than pyridine itself and form crystalline salts by protonation at the ring nitrogen. The α - and γ -isomers are monobasic only, because charge delocalisation over both nitrogen atoms, in the manner of an amidinium cation, prevents the addition of a second proton. The effect of the delocalisation is strongest in 4-aminopyridine (pK_{aH} 9.1) and much weaker in 2-aminopyridine (pK_{aH} 7.2). Delocalisation is not possible for the β -isomer, which thus *can* form a di-cation in strong acid (pK_{aH} 6.6 and -1.5).¹⁷⁴



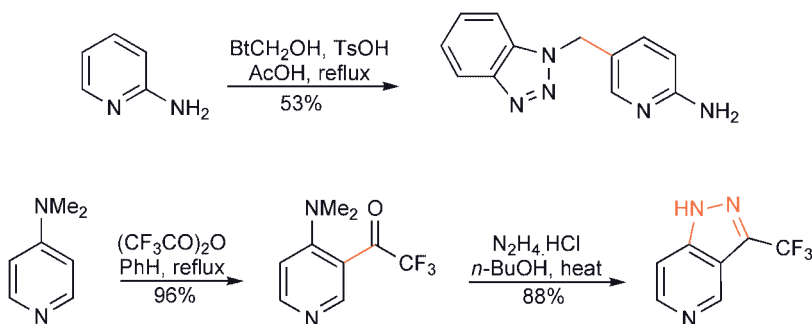
Whereas alkylation of amino-pyridines, irreversible at room temperature, gives the product of kinetically controlled attack at the most nucleophilic nitrogen, the ring nitrogen,¹⁷⁵ acetylation gives the product of reaction at a side-chain amino group. The acetylamino-pyridine which is isolated probably results from *N*-deprotonation of an *N*-acyl-pyridinium salt followed by side-chain *N*-acylation, with loss of the ring *N*-acetyl during aqueous work-up, as suggested below.



As in benzene chemistry, electron-releasing amino groups facilitate electrophilic substitution, so that, for example, 2-aminopyridine undergoes 5-bromination in acetic acid even at room temperature; this product can then be nitrated, at room temperature, forming 2-amino-5-bromo-3-nitropyridine.¹⁷⁶ Bromination of all three amino-pyridines is best achieved with *N*-bromosuccinimide at room temperature, products being 2-amino-5-bromo-, 3-amino-2-bromo- and 4-amino-3-bromopyridines.¹⁶¹ Similarly, chlorination of 3-amino-pyridines affords 3-amino-2-chloro-pyridines.¹⁷⁷ Nitration of amino-pyridines in acid solution is also relatively easy, with selective attack of 2- and 4-isomers at β-positions. A mechanistic study of dialkylamino-pyridines showed nitration to involve attack on the salts.¹⁷⁸

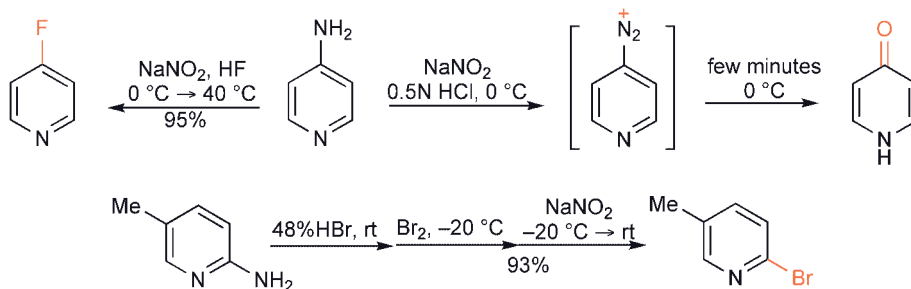


A limited number of examples of *C*-alkylations of aminopyridines have been reported. With 1-hydroxymethylbenzotriazole (29.3) in the presence of acid, 2-aminopyridine reacts at C-5.¹⁷⁹ 4-Dimethylaminopyridine is trifluoroacetylated at C-3 with trifluoroacetic anhydride; the example shows the subsequent intramolecular nucleophilic displacement of the dimethylamino group and thence formation of a pyrazolo[4,3-*c*]pyridine.¹⁸⁰



8.9.3.2 Reactions of the Amino Group

β-Amino-pyridines give normal diazonium salts on reaction with nitrous acid, but with α- and γ-isomers, unless precautions are taken, the corresponding pyridones are then produced *via* easy hydrolysis,^{171,181} water addition at the diazonium-bearing carbon being rapid.¹⁸² With care, however, this same susceptibility to nucleophilic displacement can be harnessed in effecting Sandmeyer-type reactions, without the use of copper, of diazonium salts from either 2- or 4-aminopyridines.^{181,183,184}



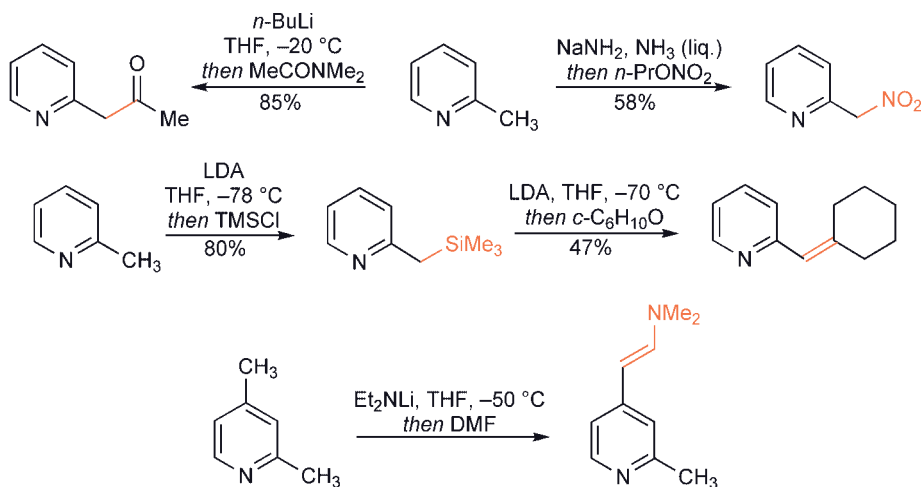
8.10 Alkyl-Pyridines

The main feature of the reactivity of alkyl-pyridines is deprotonation of the alkyl group at the carbon adjacent to the ring.¹⁸⁵ Measurements of side-chain exchange in methanolic sodium methoxide, 4:2:3, 1800:130:1,¹⁸⁶ and of pK_a values in tetrahydrofuran¹⁸⁷ each have the γ -isomer more acidic than the α -isomer, both being much more acidic than the β -isomer, though the actual carbanion produced in competitive situations can depend on both the counter ion and the solvent. Alkylolithiums selectively deprotonate an α -methyl whereas amide bases produce the more stable γ -anion.¹⁸⁸ The much greater ease of deprotonation¹⁸⁹ of the α - and γ -isomers is related to mesomeric stabilisation of the anion involving the ring nitrogen, not available to the β -isomer, for which there is only inductive facilitation, but deprotonation can be effected at a β -methyl under suitable conditions;¹⁹⁰ the difference in acidity between 2- and 3-methyl groups allows selective reaction at the former.¹⁹¹

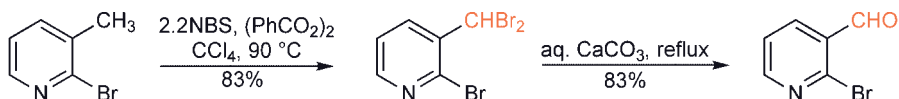


Resonance stabilisation of 'enamine' anions formed by deprotonating the methyl groups of 4- and 2-picolines

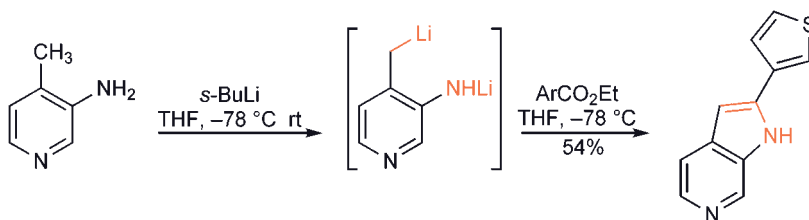
The 'enamine' anions produced by deprotonating α - and γ -alkyl-pyridines can participate in a wide range of reactions,¹⁹² being closely analogous to enolate anions; some examples are given below. Note that dimethyl-pyridines are often referred to as 'lutidines' – thus the example below is 2,4-lutidine (2,4-dimethylpyridine).



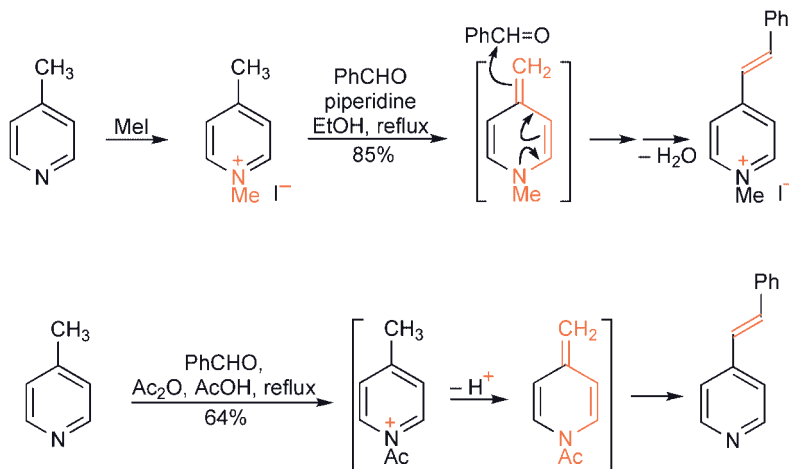
An important aspect is the oxidation of side-chain methyl to hydroxymethyl or aldehyde oxidation levels. The former can be achieved by reaction of the lithiated species with molecular oxygen, then quenching with dimethyl sulfide in acetic acid.¹⁹³ Conversion of methyl to the aldehyde oxidation level (see also 8.2) can be achieved by dibromination, then hydrolysis.¹⁹⁴



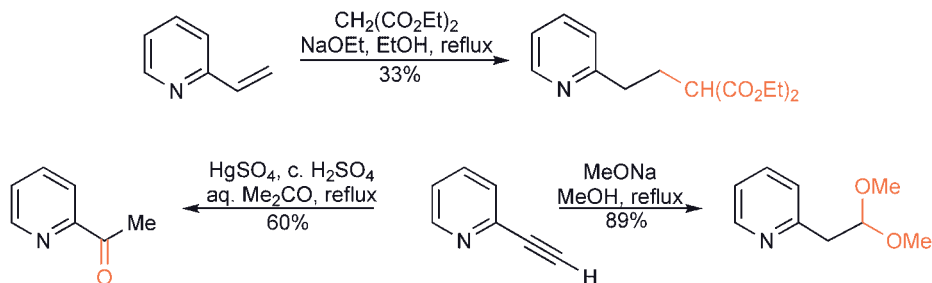
It is even possible to lithiate a methyl in the presence of a free amino group and this can be made the means to synthesise 6-azaindoles (pyrrolo[2,3-*c*]pyridines).¹⁹⁵



In the quaternary salts of alkyl-pyridines, the side-chain hydrogens are considerably more acidic and condensations can be brought about under quite mild conditions, the reactive species being a dienamine.¹⁹⁶ Dienamides are the reacting nucleophiles in aldol-type condensations brought about with acetic anhydride or in side-chain trifluoroacetylation of 2-picoline.¹⁹⁷

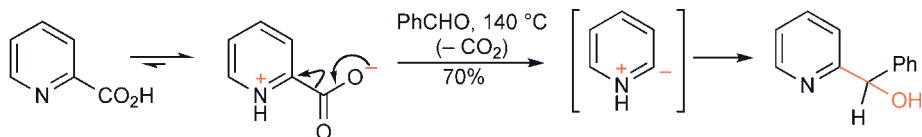


A further consequence of the stabilisation of carbanionic centres at pyridine α - and γ -positions is the facility with which vinyl-pyridines,¹⁹⁸ and alkynyl-pyridines, add nucleophiles, in Michael-like processes (mercury-catalysed hydration of alkynyl-pyridines goes in the opposite sense¹⁹⁹).



8.11 Pyridine Aldehydes, Ketones, Carboxylic Acids and Esters

These compounds all closely resemble the corresponding benzene compounds in their reactivity because the carbonyl group cannot interact mesomerically with the ring nitrogen. The pyridine 2- (picolinic), 3- (nicotinic), and 4- (isonicotinic) acids exist almost entirely in their zwitterionic forms in aqueous solution; they are slightly stronger acids than benzoic acid. Decarboxylation of picolinic acids is relatively easy and results in the transient formation of the same type of ylide that is responsible for specific proton α -exchange of pyridine in acid solution (see 8.1.2.1).²⁰⁰ This transient ylide can be trapped by aromatic or aliphatic aldehydes in a reaction known as the Hammick reaction.²⁰¹ As implied by this mechanism, quaternary salts of picolinic acids also undergo easy decarboxylation.²⁰² The Hammick reaction can also be carried out by heating a silyl ester of picolinic acid in the presence of a carbonyl electrophile.²⁰³

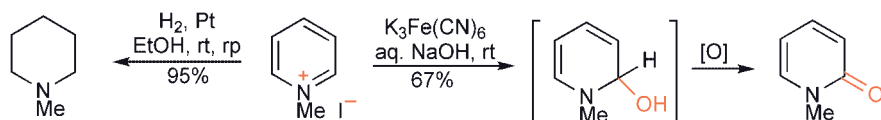


8.12 Quaternary Pyridinium Salts

The main features of the reactivity of pyridinium salts are: (i) the greatly enhanced susceptibility to nucleophilic addition and displacement at the α - and γ -positions, sometimes followed by ring opening²³⁶ and (ii) the easy deprotonation of α - and γ -alkyl groups (see also 8.10).

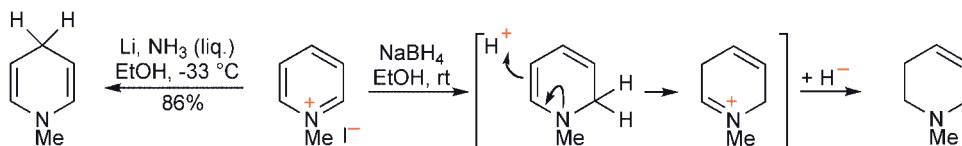
8.12.1 Reduction and Oxidation

The oxidation of pyridinium salts²⁰⁴ to pyridones by alkaline ferricyanide is presumed to involve a very small concentration of hydroxide adduct. 3-Substituted pyridinium ions are transformed into mixtures of 2- and 6-pyridones; for example oxidation of 1,3-dimethylpyridinium iodide gives a 9:1 ratio of 1,3-dimethyl-2- and -6-pyridones.

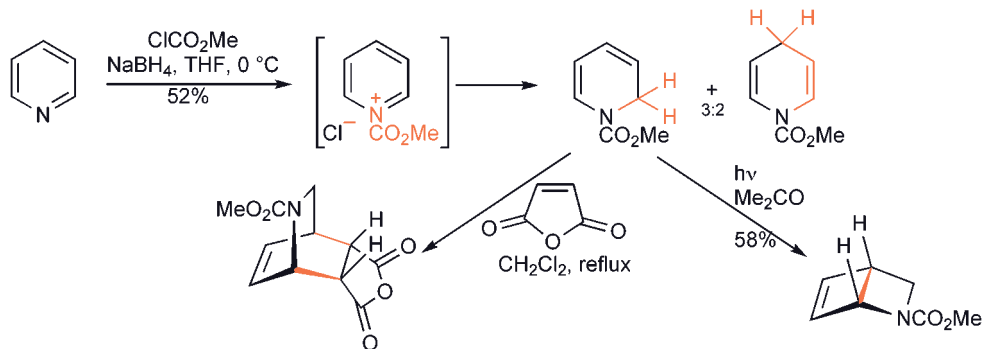


Catalytic reduction of pyridinium salts to piperidines is particularly easy in ethanol at room temperature and pressure; they are also susceptible to hydride addition by complex metal hydrides²⁰⁵ or formate,²⁰⁶ and lithium/ammonia reduction.²⁰⁷ In the reduction with sodium borohydride in protic media, the main product is a tetrahydro derivative with the double bond at the allylic, 3,4-position, formed by initial hydride addi-

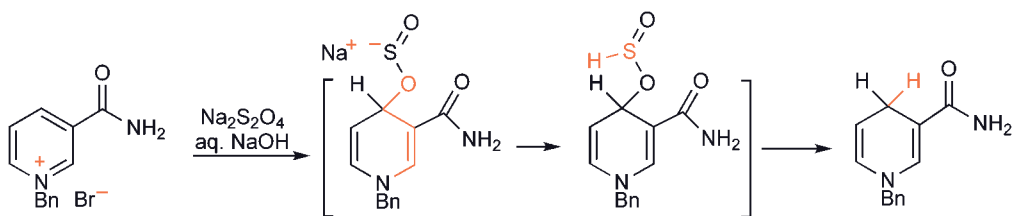
tion at C-2, followed by enamine β -protonation and a second hydride addition. Some fully reduced material is always produced and its relative percentage increases with increasing *N*-substituent bulk, consistent with a competing sequence having initial attack at C-4, generating a dienamine, which can then undergo two successive proton-then-hydride addition steps. When 3-substituted pyridinium salts are reduced with sodium borohydride, 3-substituted-1,2,5,6-tetrahydropyridines result.



N-Alkoxy- or *N*-aryloxycarbonyl-pyridiniums can be reductively trapped as dihydro derivatives by borohydride;²⁰⁸ no further reduction occurs because the immediate product is an enamide and not an enamine and therefore does not protonate under the conditions of the reduction.²⁰⁹ The 1,2-dihydro-isomers, which can be produced essentially exclusively by reduction at -70 °C in methanol, can serve as dienes in Diels–Alder reactions. Irradiation causes conversion into 2-azabicyclo[2.2.0]hexenes; removal of the carbamate and *N*-alkylation gives derivatives that are synthons for unstable *N*-alkyl-dihydropyridines, and convertible into the latter thermally.²¹⁰

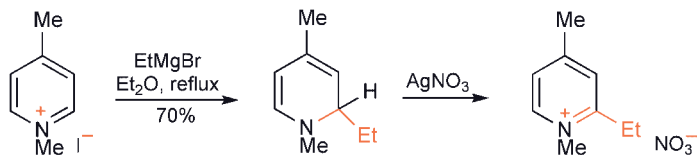


The easy specific reduction of 3-acyl-pyridinium salts giving stable 3-acyl-1,4-dihydropyridines using sodium dithionite ($\text{Na}_2\text{S}_2\text{O}_4$) is often quoted, because of its perceived relevance to nicotinamide coenzyme activity (32.2.1). The mechanism involves addition of oxygen at C-4 as its first step; the first intermediate protonates on sulfur and the subsequent C-4-protonation may involve intramolecular hydrogen transfer from the sulfur, with sulfur dioxide loss.²¹¹ 1,4-Dihydropyridines are normally air-sensitive, easily re-aromatised molecules; the stability of 3-acyl-1,4-dihydropyridines is related to the conjugation between ring nitrogen and side-chain carbonyl group (see also Hantzsch synthesis, 8.14.1.2). However, even simple pyridinium salts, provided the *N*-substituent is larger than propyl, or for example benzyl, can be reduced to 1,4-dihydropyridines with sodium dithionite.²¹²



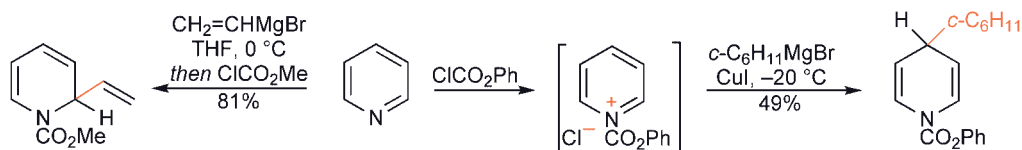
8.12.2 Organometallic and Other Nucleophilic Additions

Organometallic reagents add very readily to *N*-alkyl-, *N*-aryl- and, with important synthetic significance, *N*-alkoxy- or *N*-aryloxy-carbonyl-pyridinium salts. In *N*-alkyl- or *N*-aryl-pyridinium cations, addition is to an α -carbon; the resulting 2-substituted-1,2-dihydropyridines are unstable, but can be handled and spectroscopically identified, with care, and more importantly can be easily oxidised to a 2-substituted pyridinium salt.²¹³

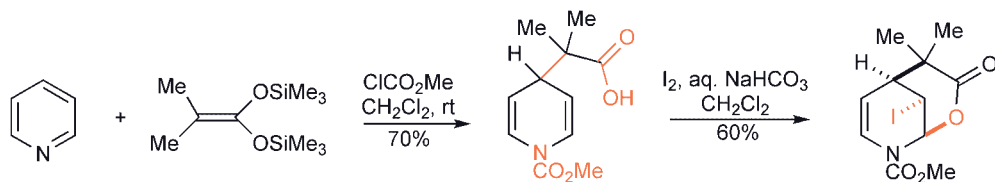


The great significance of the later discovery, that exactly comparable additions to *N*-alkoxycarbonyl- or *N*-aryloxy-carbonyl-pyridinium cations, generated and reacted *in situ*, is that the dihydro-pyridines that result are stable, and can be further manipulated. If re-aromatisation²¹⁴ is required, the *N*-substituent can be easily removed to give a substituted pyridine. It is worth noting the contrast to the use of *N*-acyl-pyridinium salts for reaction with alcohol, amine nucleophiles (8.1.1.7), when attack is at the carbonyl carbon; the use of an *N*-alkoxy/aryloxy-carbonyl-pyridinium salt in the present context diverts attack to a ring carbon.

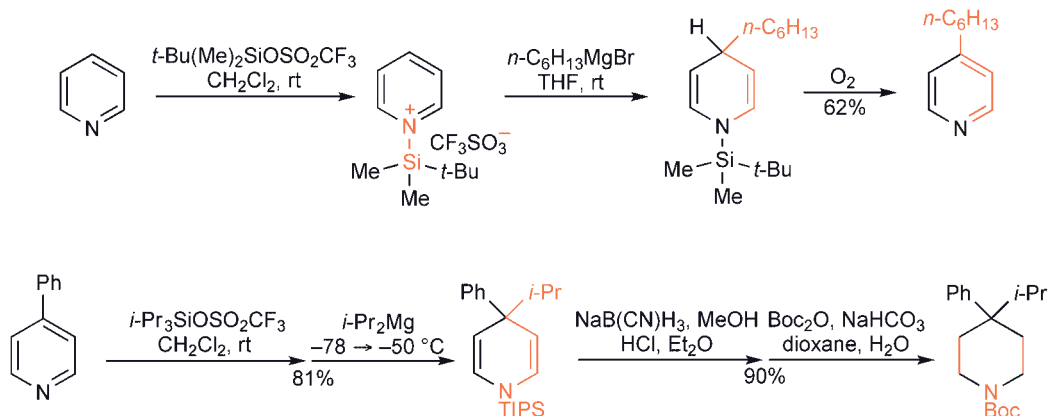
Generally, organometallic addition to *N*-alkoxycarbonyl- or *N*-aryloxy-carbonyl-pyridinium salts¹⁹² takes place at either the 2- or 4-positions,²¹⁵ however higher selectivity for the 4-position can be achieved using copper reagents.²¹⁶ High selectivity for the 2-position is found in the addition of phenyl,²¹⁷ alkenyl and alkynyl organometallics,²¹⁸ including ethoxycarbonylmethyl²¹⁹ and alkynyl²²⁰ tin reagents.



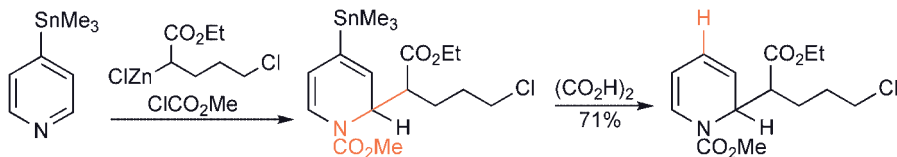
The dihydropyridines produced by the methods described above are multifunctional and can be manipulated, for example the enamide character in these products can be utilised by interaction with an electrophile (iodine in the example) which brings about intramolecular attack and formation of a lactone.²²¹



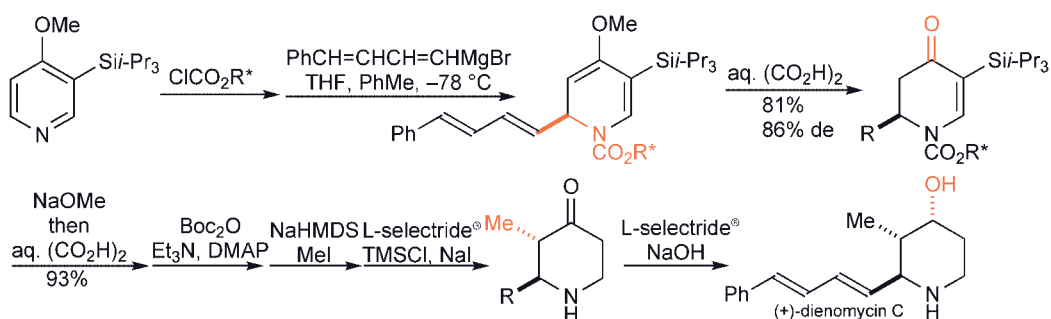
Silylation at nitrogen with *t*-butyldimethylsilyl triflate, generates pyridinium salts which, because of the size of the *N*-substituent, react with Grignard reagents exclusively at C-4.²²² Similarly, 4-substituted *N*-tri-*iso*-propylsilyl-pyridinium salts react with hindered dialkylmagnesiums at C-4, providing a route through to 4,4-dialkyl-piperidines, as shown.²²³



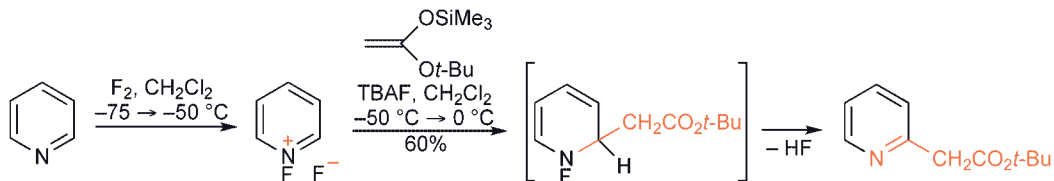
4-Substituents tend to direct attack to an α -carbon;^{224,225} the use of a removable 4-blocking group – trimethyltin in the example below – can be made the means for the production of 2-substituted isomers.²²⁶



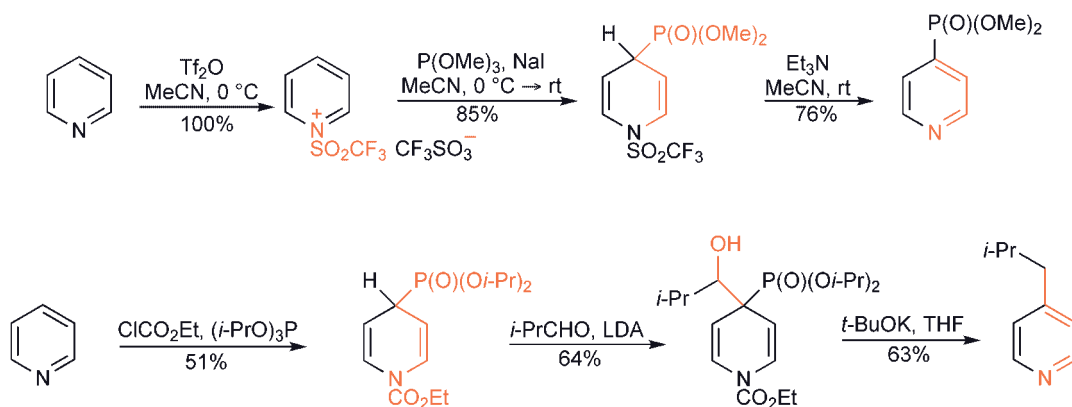
The use of chiral chloroformates, such as that derived from *trans*-2-(α -cumyl)cyclohexanol, allows diastereoselective additions to 4-methoxypyridine. The introduction of a tri-*iso*-propylsilyl group at C-3 greatly enhances the diastereoselectivity. The products of these reactions are multifunctional chiral piperidines which have found use in the asymmetric synthesis of natural products.²²⁷



Some nucleophiles add to *N*-fluoro-pyridinium salts to give dihydropyridines in which elimination of fluoride occurs *in situ* to give the 2-substituted pyridine.²²⁸ However, the preparation of the pyridinium salts requires the use of elemental fluorine (31.1) and also, some carbanions are subject to competitive reactions such as C-fluorination. However, silyl enol ethers do react efficiently; stabilised heteronucleophiles (phenolate, azide) can also be used, and isonitriles produce picolinamides.²²⁹

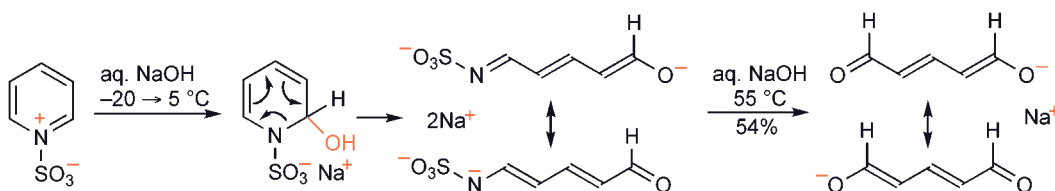


In a similar way, pyridine phosphonium salts and phosphonates can be prepared by reaction of trivalent phosphorus compounds with the more accessible *N*-trifluoromethanesulfonyl-pyridinium salts, when trifluoromethanesulfone is the leaving group from nitrogen (as sulfinate anion); attack is normally at C-4, as illustrated below.²³⁰ The *N*-trifluoromethanesulfonyl-pyridinium salts also react with ketones²³¹ or with electron-rich aromatic compounds²³² to give 1,4-dihydropyridine adducts. Subsequent treatment with potassium *t*-butoxide brings about elimination of trifluoromethanesulfinic acid, and thus aromatisation. It is also possible to utilise phosphonates in reaction with aldehydes, leading finally to 4-substituted pyridines.²³³

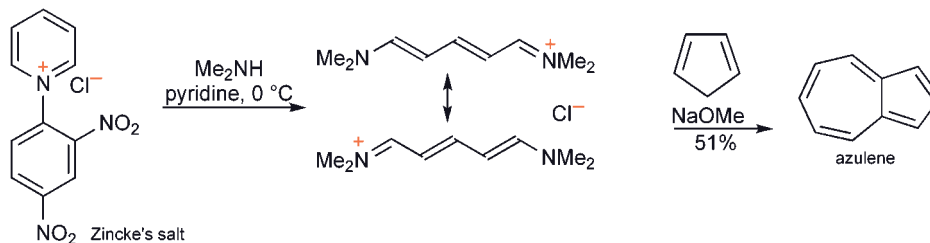


8.12.3 Nucleophilic Addition Followed by Ring Opening²³⁴

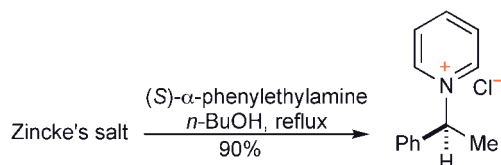
There are many examples of pyridinium salts, particularly, but not exclusively, those with powerful electron-withdrawing *N*-substituents, adding a nucleophile at C-2 and then undergoing a ring opening. The classic example is addition of hydroxide to the pyridine sulfur trioxide complex, which produces the sodium salt of glutuconaldehyde, as shown below.²³⁵



Another intriguing example is a synthesis of azulene that utilises the bis(dimethylamine) derivative of glutuconaldehyde produced with loss of 2,4-dinitroaniline from 1-(2,4-dinitrophenyl)pyridinium chloride (Zincke's salt).^{236,237}



The reaction of Zincke's salt with primary amines, including α -amino acid esters, is a useful synthesis of variously *N*-substituted pyridinium salts; the nitrogen of the final product is the nitrogen of the primary amine reactant.^{238,239}



8.12.4 Cyclisations Involving an α -Position or an α -Substituent

It is often possible to convert pyridinium salts into bicyclic, neutral products, with nitrogen at a ring junction, in which the ring closure involves an α -substituent or the electrophilic nature of the α -position – Sections 28.1.2 and 28.2.3 give examples.

8.12.5 *N*-Dealkylation

The conversion of *N*-alkyl- or -aryl-pyridinium salts into the corresponding pyridine, i.e. the removal of the *N*-substituent, is generally not an easy process; however triphenylphosphine²⁴⁰ or simply heating the iodide salt²⁴¹ can work for metho-salts. 1-Triphenylmethyl-4-dimethylaminopyridinium chloride²⁴² and 1-trialkylsilyl-pyridinium triflates²⁴³ are isolable and relatively stable salts; *O*-tritylations and *O*-silylations involving transfer of trityl or trialkylsilyl from the positively charged nitrogen in such salts are usually carried out without isolation, using mixtures of 4-dimethylaminopyridine (DMAP) with chlorotriphenylmethane or, for example, chloro-*t*-butyldimethylsilane.²⁴⁴

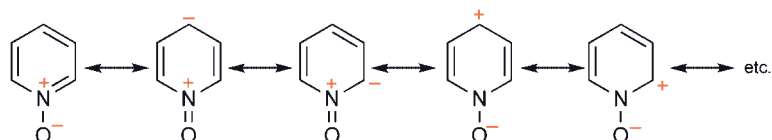
8.13 Pyridine *N*-oxides²⁴⁵

The reactions of pyridine *N*-oxides are of great interest,²⁴⁶ differing significantly from those of both neutral pyridines and pyridinium salts.



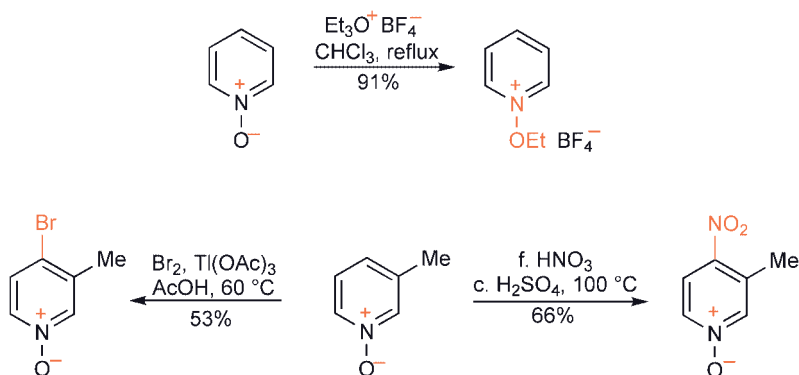
A striking difference between pyridines and their *N*-oxides is the susceptibility of the latter to electrophilic nitration. This can be understood in terms of mesomeric release from the oxide oxygen, and is parallel to electron release by oxygen and hence increased reactivity towards electrophilic substitution in phenols and phenoxides. One can find support for this rationalisation by a comparison of the dipole moments of trimethylamine and its *N*-oxide, on the one hand, and pyridine and its *N*-oxide, on the other: the difference

of 2.03 D for the latter pair is much smaller than the 4.37 D found for the former. The smaller difference signals significant contributions from those canonical forms in which the oxygen is neutral and the ring negatively charged. Clearly, however, the situation is subtle, as those contributors carrying formal positive charges on α - and γ -carbons suggest a polarisation in the opposite sense and thus an increased susceptibility to nucleophilic attack too, compared with the neutral pyridine, and this is indeed found to be the case. Summarising: the *N*-oxide function in pyridine *N*-oxides serves to facilitate, on demand, both electrophilic and nucleophilic addition to the α - and γ -positions.

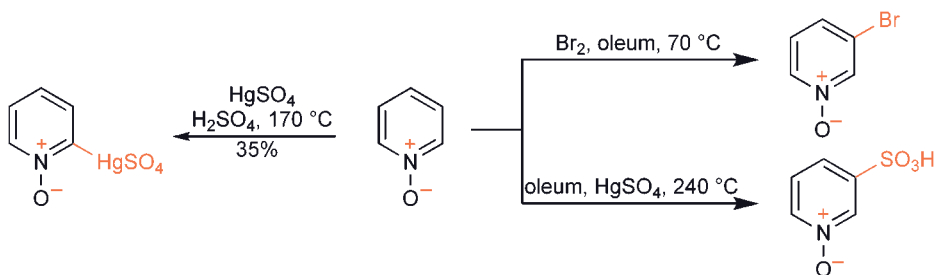


8.13.1 Electrophilic Addition and Substitution

Pyridine *N*-oxides protonate and are alkylated at oxygen; stable salts can be isolated in some cases.²⁴⁷ *O*-Alkylation with benzylic and allylic halides in the presence of silver oxide produces the corresponding aldehydes, the oxygen being derived from the *N*-oxide.²⁴⁸



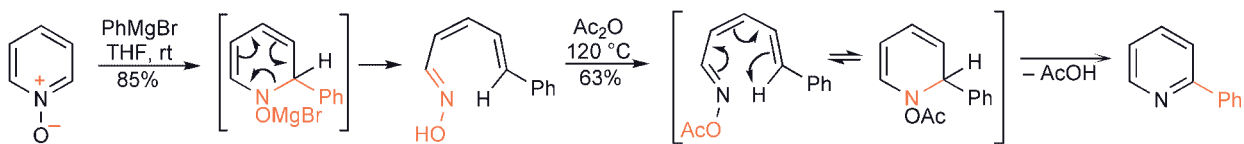
Electrophilic nitration and bromination of pyridine *N*-oxides can be controlled to give 4-substituted products²⁴⁹ by way of attack on the free *N*-oxide.²⁵⁰ Under conditions where the *N*-oxide is *O*-protonated, substitution follows the typical pyridine/pyridinium reactivity pattern thus, in fuming sulfuric acid, bromination shows β -regioselectivity.²⁵¹ Mercuriation takes place at the α -position,²⁵² however mercuric-catalysed sulfonation produces the 3-sulfonic acid.²⁵³



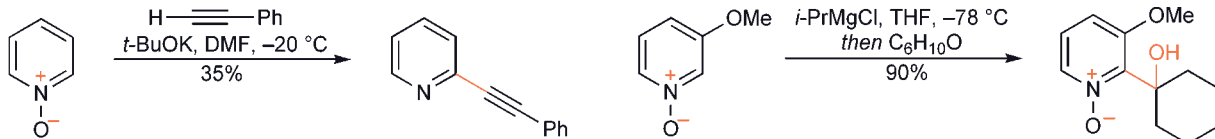
8.13.2 Nucleophilic Addition and Substitution

The *N*-oxide function enhances the rate of nucleophilic displacement of halogen from α - and γ -positions. The relative rates $4 > 2 > 3$ found for pyridines are echoed for the *N*-oxides (but significantly are $2 > 4 > 3$ in pyridinium salts).²⁵⁴

Grignard reagents add to pyridine *N*-oxide, forming adducts, which can be characterised from a low-temperature reaction, but which at room temperature undergo disrotatory ring opening, the isolated product being an acyclic, unsaturated oxime. Heating with acetic anhydride brings about re-aromatisation, *via* electrocyclic ring closure rendered irreversible by the loss of acetic acid.²⁵⁵ Comparable additions/ring openings are observed with 1-alkoxy-pyridiniums.^{256,257}



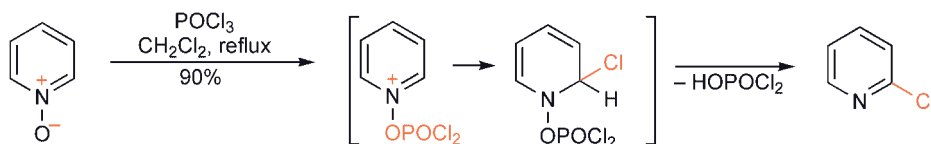
The direct introduction of an acetylide moiety, using pyridine *N*-oxide (or quinoline, diazine and triazine *N*-oxides) can be achieved in a comparable way, by reaction with potassium phenylacetylide; reaction with the lithium salt requires addition of acetyl chloride at the end of the reaction to aromatise.²⁵⁸ At low temperature, and using *i*-PrMgCl, 2-metallation of pyridine *N*-oxides can be achieved, and thus, the introduction of electrophiles at the 2-position.²⁵⁹



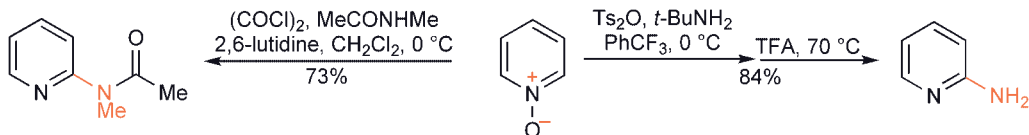
8.13.3 Addition of Nucleophiles then Loss of Oxide

A range of synthetically useful rearrangements convert pyridine *N*-oxides into variously substituted pyridines in which an α -(γ -)position, or an α -substituent has been modified.

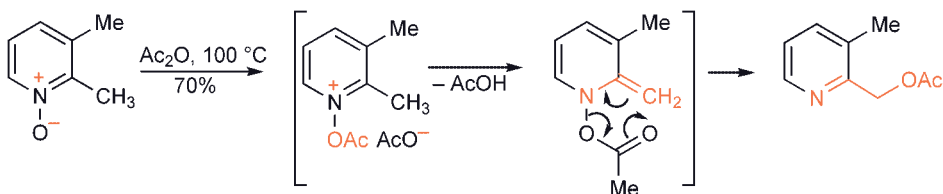
Reaction with phosphorus oxychloride²⁶⁰ or with acetic anhydride leads to the formation of 2-chloro- or 2-acetoxy-pyridines, respectively. Mechanistically, electrophilic addition to oxide is followed by nucleophilic addition to an α - or γ -position, the process being completed by an elimination. Similarly, conversions of pyridine *N*-oxides into 2-cyanopyridines depend on prior conversion of oxide into silyloxy or carbamate.²⁶¹



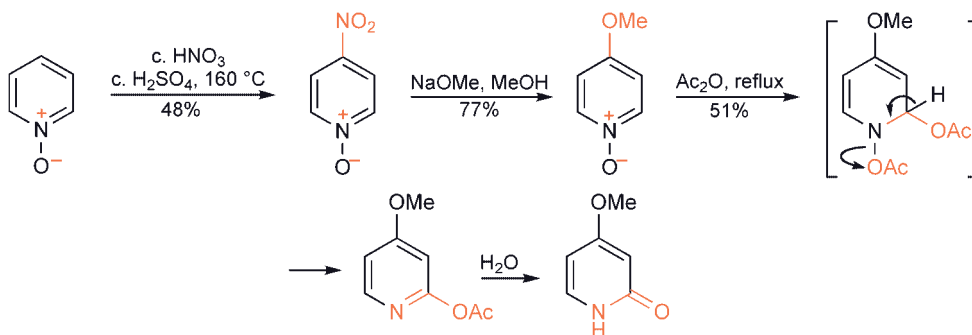
It is also possible to introduce a nitrogen function using these types of process: *O*-tosylation then *t*-butylamine as a synthon for ammonia leads to 2-aminopyridines²⁶² and oxalyl chloride, together with a secondary amide, produces 2-amino-pyridine amides.²⁶³



2-Methyl-pyridine *N*-oxides react with hot acetic anhydride and produce 2-acetoxymethyl-pyridines; trifluoroacetic anhydride reacts at room temperature, with fewer by-products.²⁶⁴ Repetition of the sequence affords 2-aldehydes after hydrolysis.²⁶⁵ The course²⁶⁶ of the rearrangement would seem to be most simply explained by invoking an electrocyclic sequence, as shown below.



The following sequence illustrates several aspects of *N*-oxide chemistry, including easy nucleophilic substitution (of nitro) at a γ -position.²⁶⁷



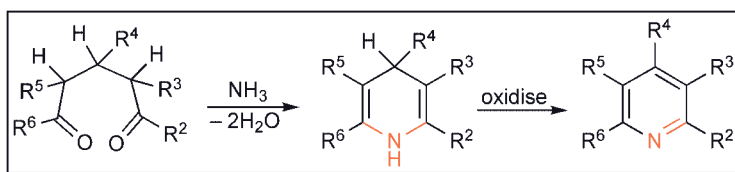
8.14 Synthesis of Pyridines

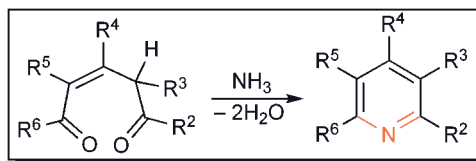
8.14.1 Ring Synthesis²⁶⁸

There are very many ways of achieving the synthesis of a pyridine ring; in this section, the main general methods and some less general sequences are described and exemplified.

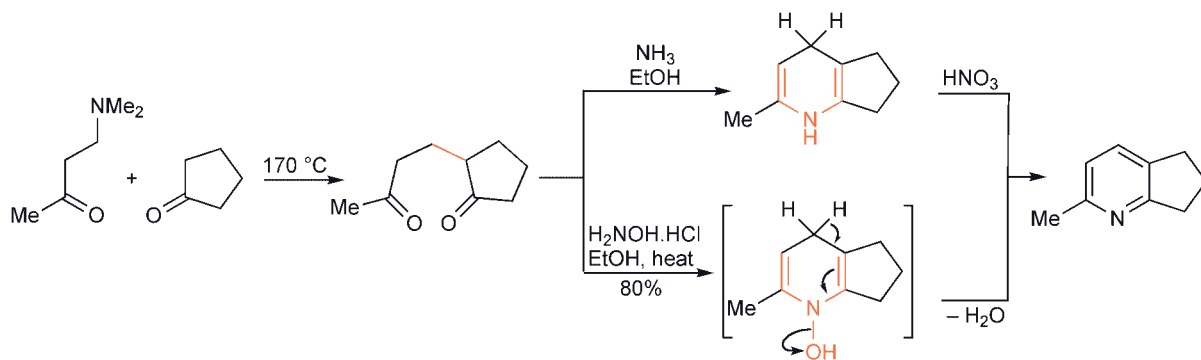
8.14.1.1 From 1,5-Dicarbonyl Compounds and Ammonia

Ammonia reacts with 1,5-dicarbonyl compounds to give 1,4-dihydropyridines, which are easily dehydrogenated to pyridines. With unsaturated 1,5-dicarbonyl compounds, or their equivalents (e.g. pyrylium ions), ammonia reacts to give pyridines directly.

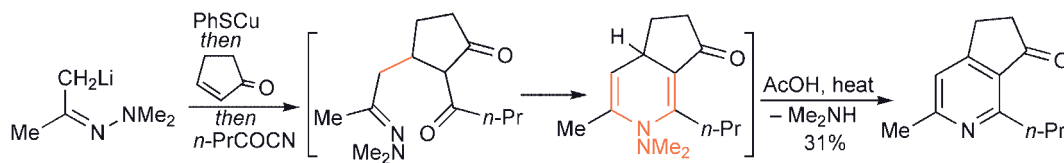




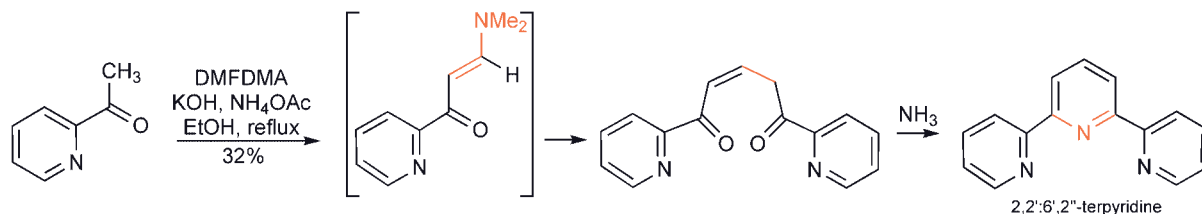
1,5-Diketones are accessible *via* a number routes, for example by Michael addition of enolate to enone (or precursor Mannich base²⁶⁹) or by ozonolysis of a cyclopentene precursor. They react with ammonia, with loss of two mole equivalents of water to produce cyclic bis-enamines, i.e. 1,4-dihydropyridines, which are generally unstable, but can be easily and efficiently dehydrogenated to the aromatic heterocycle.



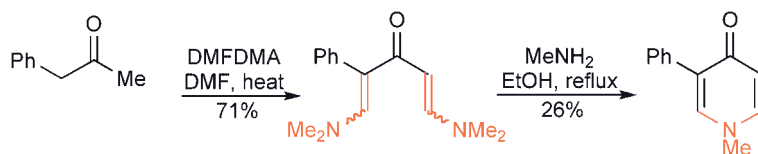
The oxidative final step can be neatly avoided by the use of hydroxylamine²⁷⁰ instead of ammonia, when a final 1,4-loss of water produces the aromatic heterocycle. In an extension of this concept, the construction of a 1,5-diketone equivalent by tandem Michael addition of an *N,N*-dimethylhydrazone anion to an enone, then acylation, has loss of dimethylamine from nitrogen as the final aromatisation step.²⁷¹



The use of an unsaturated 1,5-dicarbonyl compound will afford an aromatic pyridine directly; a number of methods are available for the assembly of the unsaturated diketone, including the use of pyrylium ions or pyrones²⁷² (see Chapter 11) as synthons, or the alkylation of an enolate with a 3,3-bis(methylthio)-enone.²⁷³ 2,2':6',2''-Terpyridine can be synthesised in one pot from 2-acetylpyridine, dimethylformamide dimethylacetal (DMFDMA) and ammonia; the first step is presumed to be dimethylaminomethylation of the ketone methyl group, followed then by addition/elimination by the enolate of the starting ketone.²⁷⁴

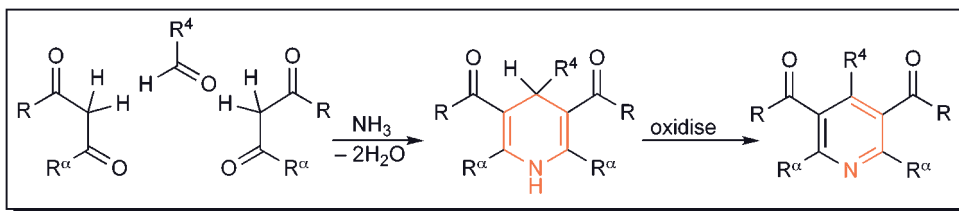


When one of the carbonyl carbons is at the oxidation level of acid (as in a 2-pyrone), then the product, reflecting this oxidation level, is a 2-pyridone.²⁷⁵ Similarly, 4-pyrones react with ammonia or primary amines to give 4-pyridones²⁷⁶ and the bis-enamines which can be obtained directly from ketones by condensation on both sides of the carbonyl group with DMFDMA, produce 4-pyridones on reaction with primary amines.²⁷⁷ When one of the 'carbonyl' units is actually a nitrile, then an amino-pyridine results.²⁷⁸



8.14.1.2 From an Aldehyde, Two Equivalents of a 1,3-Dicarbonyl Compound and Ammonia

Symmetrical 1,4-dihydropyridines, which can be easily dehydrogenated, are produced from the interaction of ammonia, an aldehyde and two equivalents of a 1,3-dicarbonyl compound, which must have a central methylene.

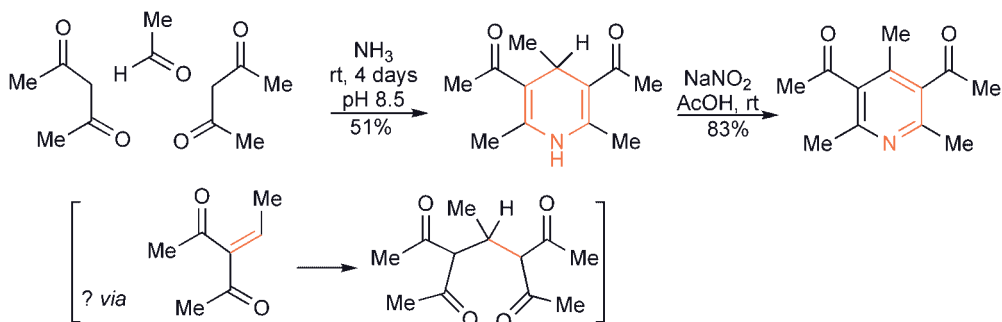


The Hantzsch Synthesis²⁷⁹

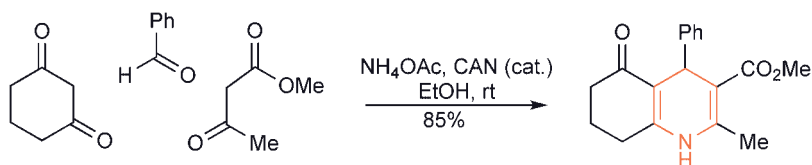
The product from the classical Hantzsch synthesis is necessarily a symmetrically substituted 1,4-dihydropyridine, since two mole equivalents of one dicarbonyl component are utilised, the aldehyde carbonyl carbon becoming the pyridine C-4. The precise sequence of intermediate steps is not known for certain, and may indeed vary from case to case, for example the ammonia may become involved early or late, but a reasonable sequence would be: aldol condensation followed by Michael addition generating, *in situ*, a 1,5-dicarbonyl compound.

The 1,4-dihydropyridines produced in this approach, carrying conjugating substituents at each β -position, are stable, and can be easily isolated before dehydrogenation; classically the oxidation has been achieved with nitric acid, or nitrous acid, but other oxidants such as ceric ammonium nitrate, cupric nitrate

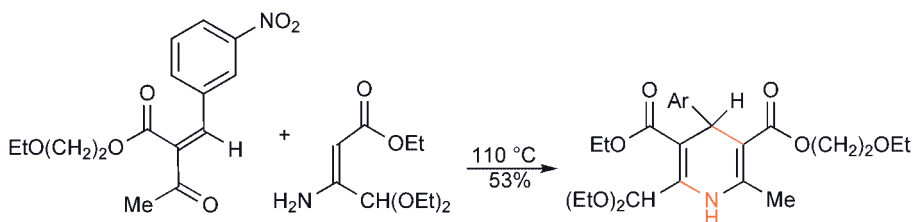
or manganese dioxide on Montmorillonite, amongst many, also achieve this objective smoothly.²⁸⁰ Iodine with potassium hydroxide at 0 °C is amongst the mildest.²⁸¹



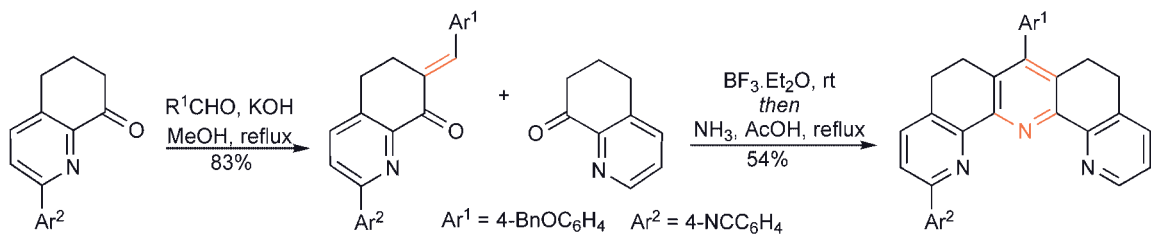
Hantzsch reactions to produce 5,6,7,8-tetrahydroquinolines, i.e. unsymmetrically substituted pyridines, work well using ceric ammonium nitrate (CAN) as a catalyst.²⁸²



More often, unsymmetrical 1,4-dihydropyridines are produced by conducting the Hantzsch synthesis in two stages, i.e. by making the (presumed) aldol condensation product separately, then reacting with ammonia and a different 1,3-dicarbonyl component, or an enamino-ketone, in a second step.²⁸³

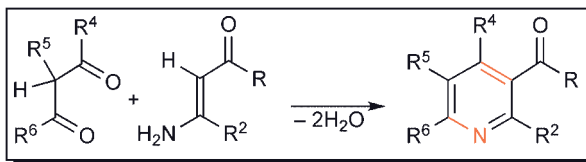


This strategy can also be applied for the synthesis of 2,2':6',2''-terpyridines with *in situ* aromatisation, there being no β -carbonyl groups to stabilise the dihydro-pyridine.²⁸⁴

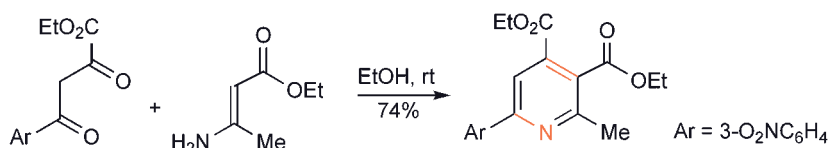


8.14.1.3 From 1,3-Dicarbonyl Compounds (or Synthons) and 3-Amino-Enones or -Nitriles

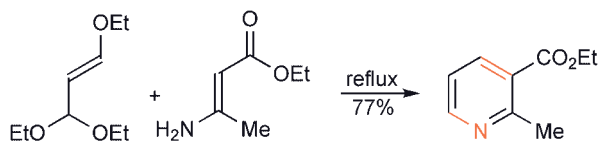
Pyridines are formed from the interaction between a 1,3-dicarbonyl compound and a 3-amino-enone or 3-amino-acrylate; 3-cyano-2-pyridones result if cyanoacetamide is used instead of an amino-enone.



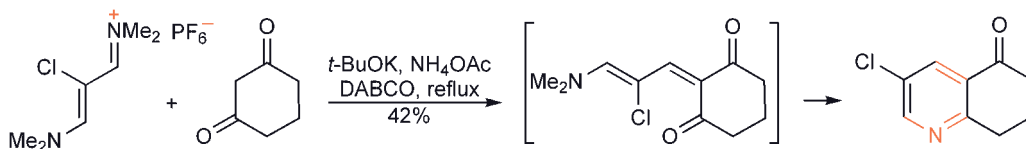
This approach, in its various forms, is one of the most versatile and useful, since it allows the construction of unsymmetrically substituted pyridines from relatively simple precursors. Again, in this pyridine-ring construction, intermediates are not isolated and it is usually difficult to be sure of the exact sequence of events.²⁸⁵



3-Amino-enones or 3-amino-acrylates can be prepared by the straightforward reaction of ammonia with a 1,3-diketone or a 1,3-keto-ester. The simplest 1,3-dicarbonyl compound, malondialdehyde, is too unstable to be useful, but its acetal enol ether can be used instead, as shown below.²⁸⁶

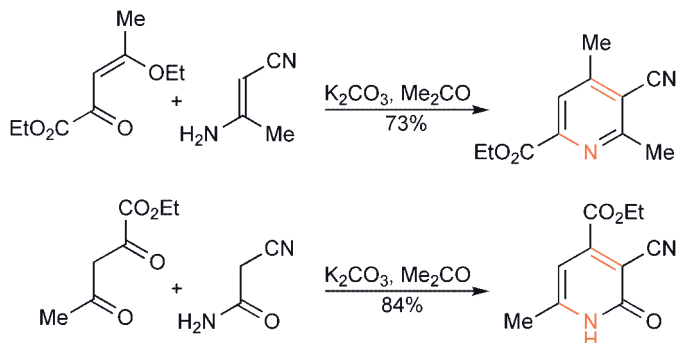


Vinamidinium ($R_2NCH=CR^5CH=N^+R_2$) salts (best as non-hygroscopic hexafluorophosphates) will serve as synthons for substituted malondialdehydes in these syntheses; this is one case in which the intermediate is known.²⁸⁷ Using hydroxylamine instead of ammonia leads to *N*-oxides.²⁸⁸ The vinamidinium salts are available by reaction of the relevant substituted acetic acid ($R^5CH_2CO_2H$) with phosphorus oxychloride and dimethylformamide.²⁸⁹

**The Guareschi Synthesis**

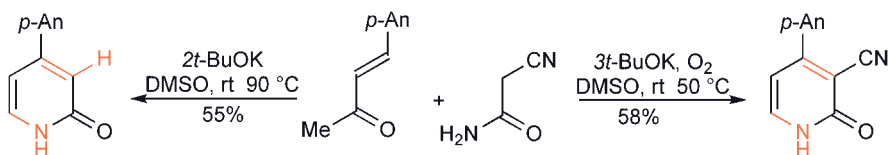
This variation makes use of cyanoacetamide as the nitrogen-containing component and thus leads to 3-cyano-2-pyridones.

Providing the two carbonyl groups are sufficiently different in reactivity, only one of the two possible isomeric pyridine/pyridone products is formed *via* reaction of the more electrophilic carbonyl group with the central carbon of the 3-amino-enone, 3-amino-acrylate, or cyanoacetamide.^{290,291}

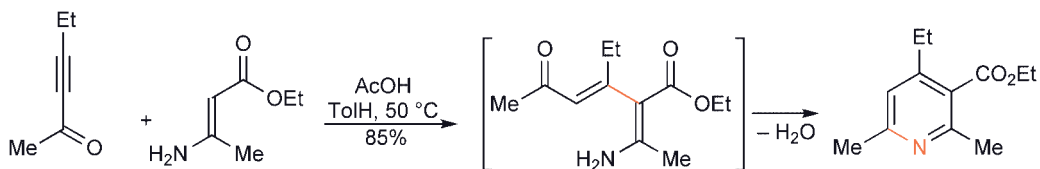


Variations include the use of 3-alkoxy-enones (i.e. the enol ethers of 1,3-diketones) when the initial Michael-type interaction dictates the regiochemistry.²⁹² Using nitroacetamide instead of cyanoacetamide produces 3-nitro-2-pyridones²⁹³ and using $H_2NCOCH_2C(NH_2)=N^+H_2 Cl^-$ gives 2-aminopyridine-3-carboxamides.²⁹⁴

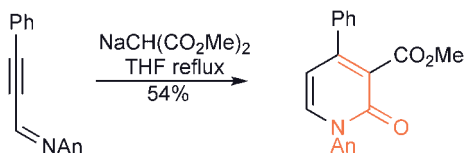
Ring closures to produce pyridines and pyridones can also be carried out with starting materials at a lower oxidation level, with *in situ* dehydrogenation by air or added oxygen, i.e. instead of using a 1,3-dicarbonyl component, an α,β -unsaturated ketone/aldehyde is employed, as illustrated below.²⁹⁵ If such condensations are carried out in the *absence* of oxygen, loss of hydrogen cyanide brings about aromatisation giving 2-pyridones with no substituent at C-3, particularly when the pyridone-4-substituent is aryl.²⁹⁶



The reaction of yne-ones (also synthons for 1,3-dicarbonyl compounds) with 3-amino-enones or 3-amino-acrylates (the *Bohlmann–Rahtz reaction*) is regioselective, since conjugate addition of the ketone enamine is the first step; the intermediates thus produced can be isolated from reactions in ethanol and converted on to the aromatic pyridine.^{297,298} Acetic acid or ytterbium triflate²⁹⁹ give good results.



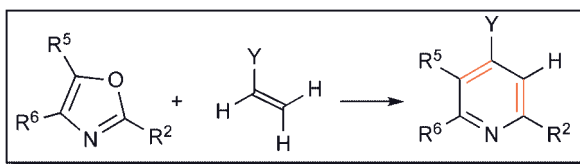
As a final example, malonate anions will add to yne-imines to produce pyridones directly.³⁰⁰



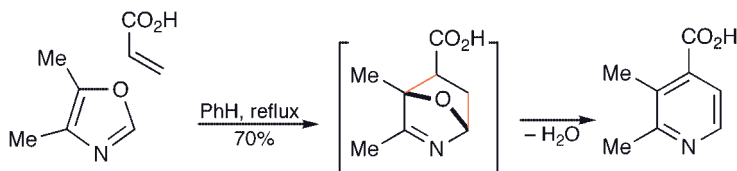
8.14.1.4 Via Cycloadditions

A number of 6π cycloadditions, some with inverse electron-demand, some with subsequent extrusion of a small molecule to achieve aromaticity, have been used to construct pyridines.

From Oxazoles

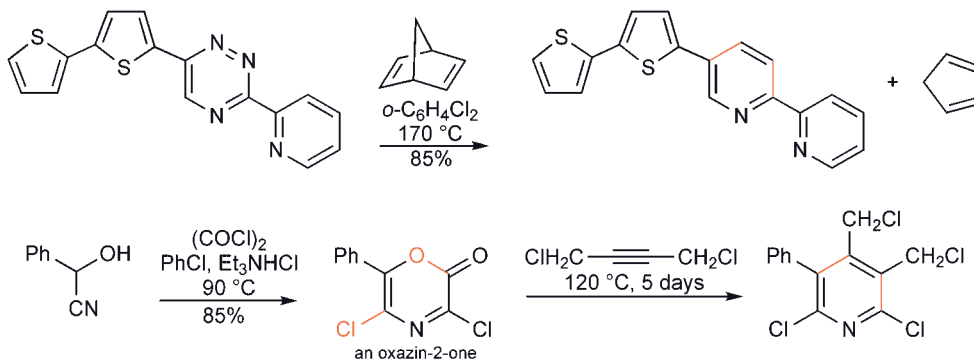


Historically, the first of these was the addition of a dienophile to an oxazole; using acrylonitrile, hydrogen cyanide is lost to aromatise and the oxazole oxygen is retained (giving 3-hydroxypyridines) and using acrylic acid, the oxygen is lost as water, as illustrated below.³⁰¹



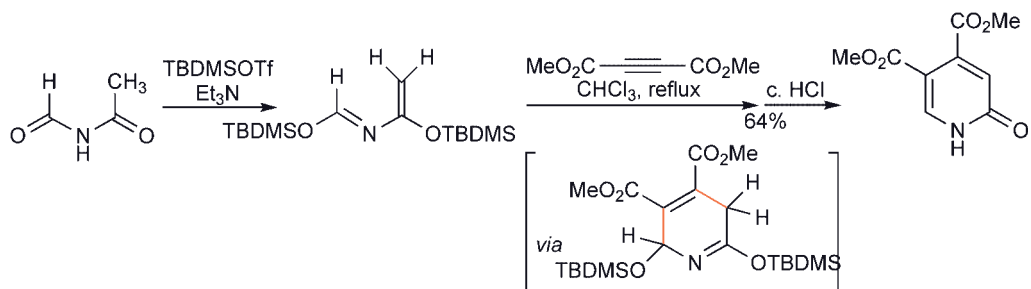
From Triazines

1,2,3-³⁰² and 1,2,4-Triazines, acting as inverse electron-demand azadienes, add to enamines (sometimes prepared *in situ*³⁰³) and thus, following extrusion of nitrogen and loss of amine, a pyridine is produced (see 29.2.1).³⁰⁴ 1,2,4-Triazines will also react with other dienophiles: reaction with ethynyltributyltin, for example, gives 4-stannyl-pyridines;³⁰⁵ norbornadiene is useful as an acetylene equivalent, cyclopentadiene being lost finally.³⁰⁶ Oxazinones can also be used as the 'diene' component, with carbon dioxide as a final loss.³⁰⁷

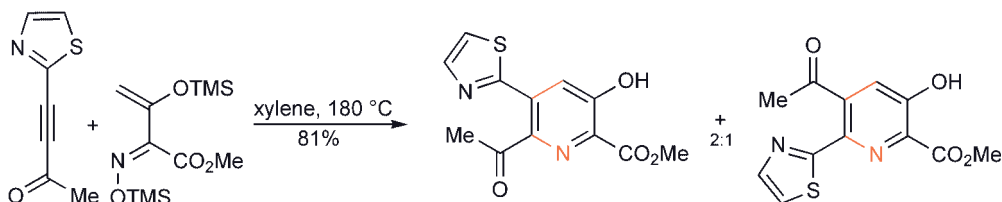


From Acyclic Azadienes

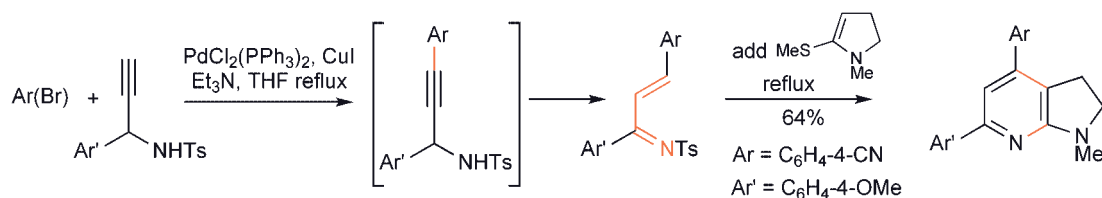
The *O,O'*-bis-*t*-butyldimethylsilyl derivative of an imide serves as an azadiene in reaction with dienophiles; 2-pyridones are the result, following desilylation.³⁰⁸



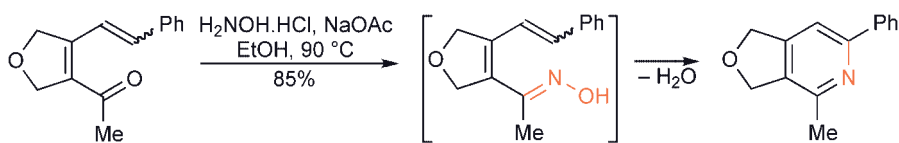
Unsaturated *O*-silylated oximes or unsaturated hydrazones, in particular those with a silylated oxygen at C-3 as well, take part in cycloadditions, with loss of the *N*-substituent (see also 8.14.1.1) giving 3-hydroxypyridines.^{309,310} The starting 1-azadienes are easily available *via* α -nitrosation of a ketone, then oxime and enol *O*-silylations.



A three-component, one-pot process involving formation of a vinyl imine from a palladium(0)-catalysed coupling followed by the cycloaddition and then aromatisation *via* toluenesulfinate elimination gives bicyclic 2-amino-pyridines.³¹¹

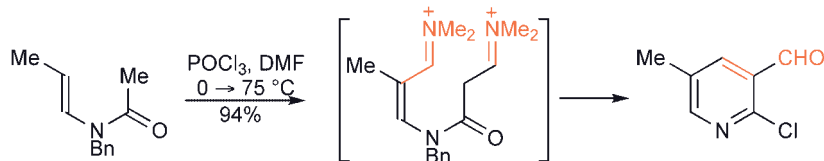
**By Thermal Electrocyclisation of Aza-1,3,5-Trienes**

Electrocyclisation of 1-aza-1,3,5-trienes generates dihydropyridines, which can be oxidised to pyridines; however, if an oxime or hydrazine derivative is used, elimination of water or an amine *in situ* gives the pyridine directly. This method is particularly useful for fusion of pyridines to other ring systems and is illustrated by the example below.³¹²



From Enamides

Enamides, easily available by *N*-acylation of imines, can be converted into 2-chloronicotinaldehydes by exposure to the Vilsmeier reagent: the example shows the putative intermediate.³²¹



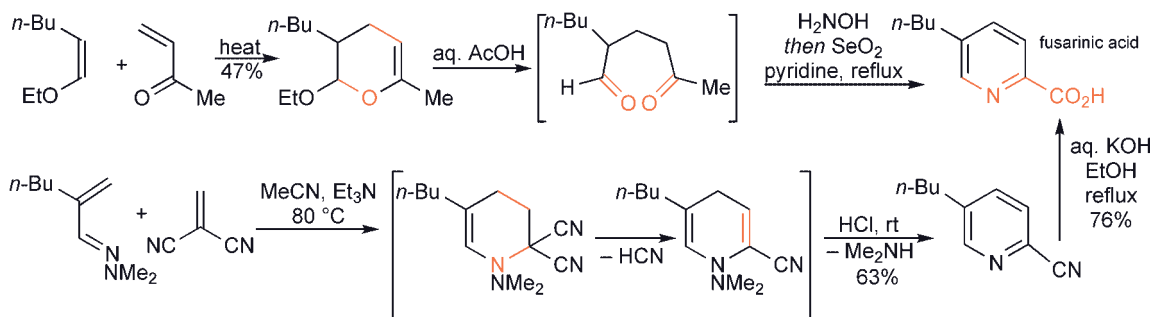
8.14.1.6 Industrial Syntheses

Many alkyl-pyridines are manufactured commercially by chemically complex processes that often produce them as mixtures. A good example is the extraordinary *Chichibabin synthesis*, in which paraldehyde and ammonium hydroxide react together at 230 °C under pressure to afford 52% of 5-ethyl-2-methylpyridine; so here, four mole equivalents of acetaldehyde and one of ammonia combine.³²²

8.14.2 Examples of Notable Syntheses of Pyridine Compounds

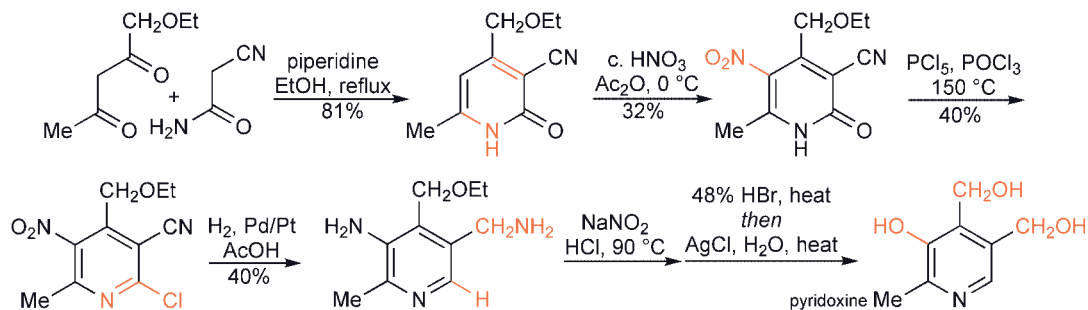
8.14.2.1 Fusarinic Acid

Fusarinic acid is a mould metabolite with antibiotic and antihypertensive activity. Two syntheses of this substance employ cycloadditions, one³²³ to produce a 1,5-diketone and the other³²⁴ to generate a 1-dimethylamino-1,4-dihydropyridine.



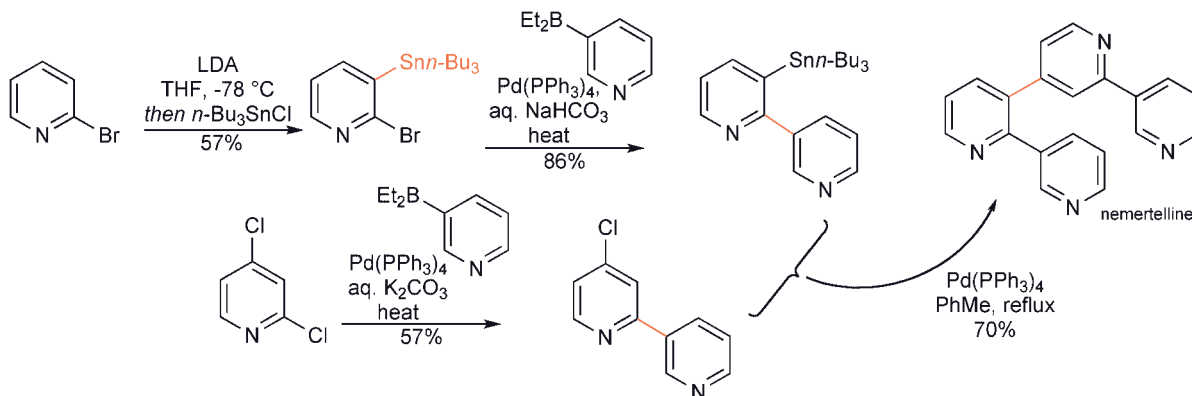
8.14.2.2 Pyridoxine

Pyridoxine, vitamin B₆, has been synthesised by several routes, including one that utilises a Guareschi ring synthesis, as shown below.³²⁵ Another utilises a cycloaddition to an oxazole (8.14.1.4).³²⁶



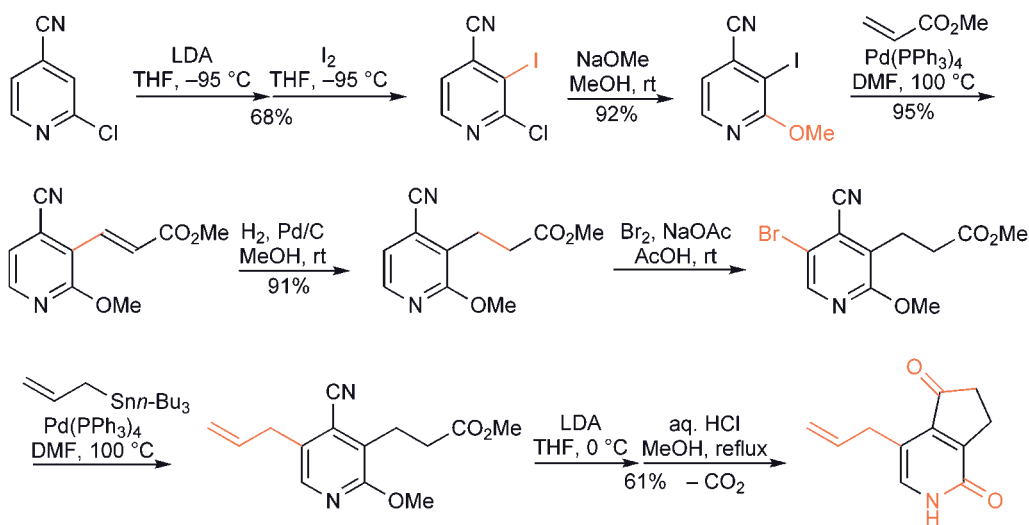
8.14.2.3 Nemertelline

The total synthesis of nemertelline, a hoploemertin worm toxin, illustrates the use of metallation and palladium-catalysed couplings.³²⁷



8.14.2.4 Louisianin A

Louisianin A is one of a family of *Streptomyces*-derived inhibitors of the growth of testosterone-responsive Shionogi carcinoma cells.³²⁸



Exercises

Straightforward revision exercises (consult Chapters 7 and 8):

- In what way does pyridine react with electrophilic reagents such as acids and alkyl halides?
- What factors make it much more difficult to bring about electrophilic substitution of pyridine than benzene?
- How do pyridines compare with benzenes with regard to: (i) oxidative destruction of the ring and (ii) reduction of the ring?

- (d) Give two examples of pyridines reacting with nucleophilic reagents with substitution of a hydrogen.
- (e) What are the relative reactivities of bromobenzene, 2-bromopyridine, 3-bromopyridine towards replacement of the halide with ethoxide on treatment with NaOEt?
- (f) How could one generate 2-lithiopyridine?
- (g) What would result from treatment of 3-chloropyridine with LDA at low temperature?
- (h) Draw the main tautomeric forms of 2-hydroxypyridine (2-pyridone), 3-hydroxypyridine and 2-aminopyridine.
- (i) How could one convert 4-pyridone cleanly into 1-ethyl-4-pyridone?
- (j) What would be the result of treating a 1:1 mixture of 2- and 3-methylpyridines with 0.5 equivalents of LDA and then 0.5 equivalents of MeI?
- (k) Draw the structure of the product(s) you would expect to be formed if pyridine were reacted successively with methyl chloroformate and then phenyllithium.
- (l) In pyridine *N*-oxides, both electrophilic substitution and nucleophilic displacement of halide from C-4 go more rapidly than in pyridine – explain.
- (m) Describe two important methods for the synthesis of pyridines from precursors that do not contain the ring.
- (n) What compounds would result from the following reagent combinations: (i) $\text{H}_2\text{NCOCH}_2\text{CN}$ (cyanoacetamide) with $\text{MeCOCH}_2\text{COMe}$; (ii) $\text{MeC}(\text{NH}_2)=\text{CHCO}_2\text{Et}$ (ethyl 3-aminocrotonate) with $\text{MeCOCH}_2\text{COMe}$; (iii) $\text{PhCH}=\text{O}$, $\text{MeCOCH}_2\text{COMe}$ and NH_3 ?

More advanced exercises:

1. Suggest a structure for the products: (i) $\text{C}_7\text{H}_8\text{N}_2\text{O}_3$ produced by treating 3-ethoxypyridine with f. HNO_3 /c. H_2SO_4 at 100°C , (ii) $\text{C}_6\text{H}_4\text{BrNO}_2$ produced by reaction of 4-methylpyridine first with $\text{Br}_2/\text{H}_2\text{SO}_4$ /oleum then with hot KMnO_4 .
2. Deduce a structure for the product $\text{C}_9\text{H}_{15}\text{N}_3$ produced by reacting pyridine with the potassium salt of $\text{Me}_2\text{N}(\text{CH}_2)_2\text{NH}_2$.
3. Deduce structures for the product formed by: (i) reacting 2-chloropyridine with (a) hydrazine $\rightarrow \text{C}_5\text{H}_7\text{N}_3$, (b) water $\rightarrow \text{C}_5\text{H}_5\text{NO}$; (ii) 4-nitropyridine heated with water at 60°C $\rightarrow \text{C}_5\text{H}_5\text{NO}$.
4. Deduce structures for the products formed in turn by reacting 4-chloropyridine with: (i) sodium methoxide $\rightarrow \text{C}_6\text{H}_7\text{NO}$, A, this with iodomethane $\rightarrow \text{C}_7\text{H}_{10}\text{INO}$, then this heated at 185°C $\rightarrow \text{C}_6\text{H}_7\text{NO}$, isomeric with A.
5. Treatment of 4-bromopyridine with NaNH_2 in NH_3 (liq.) gives two products (isomers, $\text{C}_5\text{H}_6\text{N}_2$) but reaction with sodium methoxide gives a single product, $\text{C}_6\text{H}_7\text{NO}$. What are the products and why is there a difference?
6. Write structures for the products to be expected in the following sequences: (i) 4-diisopropylaminocarbonyl pyridine with LDA then with benzophenone, then with hot acid $\rightarrow \text{C}_{19}\text{H}_{13}\text{NO}_2$; (ii) 2-chloropyridine with LDA then iodine $\rightarrow \text{C}_5\text{H}_3\text{ClNI}$; (iii) 3-fluoropyridine with LDA, then with acetone $\rightarrow \text{C}_8\text{H}_{10}\text{FNO}$; (iv) 2-bromopyridine with butyllithium at -78°C , then chlorotrimethylstannane $\rightarrow \text{C}_8\text{H}_{13}\text{NSn}$.
7. A crystalline solid $\text{C}_9\text{H}_{11}\text{BrN}_2\text{O}_3$ is formed when 2-methyl-5-nitropyridine is reacted with bromoacetone. Subsequent treatment with NaHCO_3 affords $\text{C}_9\text{H}_8\text{N}_2\text{O}_2$ – deduce the structures and write out a mechanism.
8. When the salt, $\text{C}_9\text{H}_{13}\text{IN}^+ \text{I}^-$ produced by reacting pyridine with 1,4-diiodobutane is then treated with Bu_3SnH in the presence of AIBN, a new salt, $\text{C}_9\text{H}_{12}\text{N}^+ \text{I}^-$ is formed, which has ^1H NMR signals for four aromatic protons. Suggest structures for the two salts and a mechanism of formation of the latter.

9. Deduce a structure for the product, $C_6H_{11}NO_3$, produced by exposing 4-methyl-2-pyridone to the following sequence: (i) irradiation at 310 nm, (ii) $O_3/MeOH/-78^\circ C$ then $NaBH_4$.
10. Write structures for the compounds produced at each stage in the following sequence: 4-methylpyridine reacted with $NaNH_2 \rightarrow C_6H_8N_2$, this then with $NaNO_2/H_2SO_4$ at $0^\circ C \rightarrow rt \rightarrow C_6H_7NO$, then this with sodium methoxide and iodomethane $\rightarrow C_7H_9NO$ and finally this with $KOEt/(CO_2Et)_2 \rightarrow C_{11}H_{13}NO_4$.
11. Nitration of aniline is not generally possible, yet nitration of 2- and 4-aminopyridines can be achieved easily – why?
12. When 3-hydroxypyridine is reacted with 5-bromopent-1-ene, a crystalline salt $C_{10}H_{14}NBrO$ is formed. Treatment of the salt with mild base gives a dipolar substance $C_{10}H_{13}NO$, which on heating provides a neutral, non-aromatic isomer. Deduce the structures of these compounds.
13. Give an explanation for the relatively easy decarboxylation of pyridine-2-acetic acid; what is the organic product?
14. Suggest a structure for the product, $C_{16}H_{22}N_2O_5$ resulting from the interaction of 4-vinylpyridine with diethyl acetamidomalonate ($AcNHCH(CO_2Et)_2$) and base.
15. Write structures for the products of reacting: (i) 2,3-dimethylpyridine with butyllithium then diphenyldisulfide $\rightarrow C_{13}H_{13}NS$; (ii) 2,3-dimethylpyridine with NBS then with $PhSH \rightarrow C_{13}H_{13}NS$ isomeric with the product in (i).
16. Write structures for the isomeric compounds $C_7H_6N_2O$ (formed in a ratio of 4 : 3) when 3-cyanopyridine methiodide is reacted with alkaline potassium ferricyanide.
17. Predict the sites at which deuterium would be found when 1-butylpyridinium iodide is reduced with $NaBD_4$ in EtOH forming (mainly) 1-butyl-1,2,5,6-tetrahydropyridine.
18. Deduce structures for the final product, and intermediate, in the following sequence: pyridine with methyl chloroformate and sodium borohydride gave $C_7H_9NO_2$, then this irradiated gave an isomer which had NMR signals for only two alkene protons – what are the compounds?
19. When pyridine *N*-oxide is heated with c. H_2SO_4 and c. HNO_3 , a product $C_5H_4N_2O_3$ is formed; separate reactions of this with PCl_3 then $H_2/Pd-C$ produces $C_5H_4N_2O_2$ and $C_5H_6N_2$ sequentially. What are the three products?
20. Write a structure for the cyclic product, $C_{18}H_{21}NO_4$, from the reaction of ammonia, phenylacetaldehyde ($PhCH_2CH=O$), and two mole equivalents of methyl acetoacetate. How might it be converted into a pyridine?
21. 2,3-Dihydrofuran reacts with acrolein to give $C_7H_{10}O_2$; reaction of this with aq. H_2NOH/HCl gives a pyridine, C_7H_9NO : deduce structures.
22. What pyridines or pyridones would be produced from the following combinations of reactants: (a) H_2NCOCH_2CN (cyanoacetamide) with: (i) $EtCOCH_2CO_2Et$; (ii) 2-acetylcyclohexanone; (iii) ethyl propiolate; (b) $MeC(NH_2)=CHCO_2Et$ (ethyl 3-aminocrotonate) with (i) but-3-yne-2-one; (ii) $MeCOC(CO_2Et)=CHOEt$.
23. When the sodium salt of formyl acetone ($MeCOCH=CHO^- Na^+$) is treated with ammonia, a pyridine C_8H_9NO is formed. Deduce a structure and explain the regiochemistry of reaction.

References

- ¹ Arnett, E. M., Chawla, B., Bell, L., Taagepera, M., Hehre, W. J. and Taft, R. W., *J. Am. Chem. Soc.*, **1977**, *99*, 5729.
- ² Corey, E. J. and Zheng, G. Z., *Tetrahedron Lett.*, **1998**, *39*, 6151.
- ³ Olah, G. A., Narang, S. C., Olah, J. A., Pearson, R. L. and Cupas, C. A., *J. Am. Chem. Soc.*, **1980**, *102*, 3507.
- ⁴ Duffy, J. L. and Laali, K. K., *J. Org. Chem.*, **1991**, *56*, 3006.
- ⁵ Gösl, R. and Meuwesen, A., *Org. Synth., Coll. Vol. V*, **1973**, 43.
- ⁶ Jain, S. L., Sharma, V. B. and Sain, B., *Tetrahedron Lett.*, **2003**, *44*, 4385.
- ⁷ Jain, S. L. and Sain, B., *Chem. Commun.*, **2002**, 1040.
- ⁸ Caron, S., Do, N. M. and Sieser, J. E., *Tetrahedron Lett.*, **2000**, *41*, 2299.
- ⁹ Zhang, Y. and Lin, R., *Synth Commun.*, **1987**, *17*, 329; Akita, Y., Misu, K., Watanabe, T. and Ohto, A., *Chem. Pharm. Bull.*, **1976**, *24*, 1839; Malinowski, M. and Kaczmarek, L., *Synthesis*, **1987**, 1013; Balicki, R., Kaczmarek, L. and Malinowski, M., *Synth. Commun.*, **1989**, 897; Balicki, R., *Synthesis*, **1989**, 645.

- ¹⁰ Yoo, B. W., Choi, J. W. and Yoon, C. M., *Tetrahedron Lett.*, **2006**, *47*, 125.
- ¹¹ 'Heterocyclic *N*-Oxides', Katritzky, A. R. and Lagowski, J. M., Methuen, London, **1967**; 'Aromatic Amine Oxides', Ochiai, E., Elsevier, New York, **1967**; 'Heterocyclic *N*-Oxides', Albini, A. and Pietra, S., CRC Press Wolfe Publishing, London, **1991**; 'Heterocyclic *N*-oxides and *N*-imides', Katritzky, A. R. and Lam, J. N., *Heterocycles*, **1992**, *33*, 1011.
- ¹² Olah, G. A., Arvanaghi, M. and Vankar, Y. D., *Synthesis*, **1980**, 660.
- ¹³ Zacharie, B., Moreau, N. and Dockendorff, C., *J. Org. Chem.*, **2001**, *66*, 5264.
- ¹⁴ Baumgarten, P., *Chem. Ber.*, **1926**, *59*, 1166.
- ¹⁵ Evans, R. F., Brown, H. C. and van der Plas, H. C., *Org. Synth., Coll. Vol. V*, **1973**, 977.
- ¹⁶ Popov, A. I. and Rygg, R. H., *J. Am. Chem. Soc.*, **1957**, *79*, 4622.
- ¹⁷ Umemoto, T., Tomita, K. and Kawada, K., *Org. Synth.*, **1990**, *69*, 129.
- ¹⁸ King, J. A. and Bryant, G. L., *J. Org. Chem.*, **1992**, *57*, 5136.
- ¹⁹ '4-Dialkylaminopyridines as highly active acylation catalysts', Höfle, G., Steglich, W. and Vorbrüggen, H., *Angew. Chem., Int. Ed. Engl.*, **1979**, *17*, 569; '4-Dialkylaminopyridines: super acylation and alkylation catalysts', Scriven, E. F. V., *Chem. Soc. Rev.*, **1983**, *12*, 129.
- ²⁰ Guibé-Jampel, E., and Wakselman, M., *J. Chem. Soc., Chem. Commun.*, **1971**, 267.
- ²¹ Held, I., Villinger, A. and Zipse, H., *Synthesis*, **2005**, 1425.
- ²² Petit, S., Azzouz, R., Fruit, C., Bischoff, L. and Marsais, F., *Tetrahedron Lett.*, **2008**, *49*, 3663.
- ²³ Zoltewicz, J. A. and Smith, C. L., *J. Am. Chem. Soc.*, **1967**, *89*, 3358; Zoltewicz, J. A. and Cross, R. E., *J. Chem. Soc., Perkin Trans. 2*, **1974**, 1363 and 1368; Werstuijk, N. H. and Ju, C., *Can. J. Chem.*, **1989**, *67*, 5; Zoltewicz, J. A. and Meyer, J. D., *Tetrahedron Lett.*, **1968**, 421.
- ²⁴ Esaki, H., Ito, N., Sakai, S., Maegawa, T., Monguchi, Y. and Sajika, H., *Tetrahedron*, **2006**, *62*, 10954.
- ²⁵ Den Hertog, H. J. and Overhoff, J., *Recl. Trav. Chim. Pays-Bas*, **1930**, *49*, 552.
- ²⁶ Brown, E. V. and Neil, R. H., *J. Org. Chem.*, **1961**, *26*, 3546.
- ²⁷ Johnson, C. D., Katritzky, A. R., Ridgewell, B. J. and Viney, M., *J. Chem. Soc., B*, **1967**, 1204.
- ²⁸ Shackelford, S. A., Anderson, M. B., Christie, L. C., Goetzen, T., Guzman, M. C., Hananel, M. A., Kornreich, W. D., Li, H., Pathak, V. P., Rabinovich, A. K., Rajapakse, R. J., Truesdale, L. K., Tsank, S. M. and Vazir, H. N., *J. Org. Chem.*, **2003**, *68*, 267.
- ²⁹ 'Nitropyridines, their synthesis and reactions', Bakke, J. M., *J. Heterocycl. Chem.*, **2005**, *42*, 463.
- ³⁰ Katritzky, A. R., Scriven, E. F. V., Majumder, S., Akhmedova, R. G., Vakulenko, A. V., Akhmedov, N. G., Murugan, R. and Abboud, K. A., *Org. Biomol. Chem.*, **2005**, 538.
- ³¹ Katritzky, A. R., Scriven, E. F. V., Majumder, S., Tu, H., Vakulenko, A. V., Akhmedov, N. G. and Murugan, R., *Synthesis*, **2005**, 993.
- ³² McElvain, S. M. and Goese, M. A., *J. Am. Chem. Soc.*, **1943**, *65*, 2233.
- ³³ '2,6-Di-*t*-butylpyridine – an unusual base', Kanner, B., *Heterocycles*, **1982**, *18*, 411.
- ³⁴ den Hertog, H. J., den Does, L. V. and Laandheer, C. A., *Recl. Trav. Chim. Pays-Bas*, **1962**, *91*, 864.
- ³⁵ Pearson, D. E., Hargreave, W. W., Chow, J. K. T. and Suthers, B. R., *J. Org. Chem.*, **1961**, *26*, 789.
- ³⁶ Paraskewas, S., *Synthesis*, **1980**, 378.
- ³⁷ McClelland, N. P. and Wilson, R. H., *J. Chem. Soc.*, **1932**, 1263.
- ³⁸ Bartok, W., Rosenfeld, D. D. and Schriesheim, A., *J. Org. Chem.*, **1963**, *28*, 410; Black, G., Depp, E. and Corson, B. B., *J. Org. Chem.*, **1949**, *14*, 14.
- ³⁹ Jerchel, D., Heider, J. and Wagner, H., *Justus Liebigs Ann. Chem.*, **1958**, *613*, 153.
- ⁴⁰ 'Nucleophilic Aromatic Substitution of Hydrogen', Chupakhin, O. N., Charushin, V. N. and van der Plas, H. C., Academic Press, San Diego, **1994**.
- ⁴¹ Evans, J. C. W. and Allen, C. F. H., *Org. Synth., Coll. Vol. II*, **1943**, 517.
- ⁴² 'Formation of anionic σ -adducts from heterocyclic compounds: structures, rates and equilibria', Illuminati, G., and Stegel, F., *Adv. Heterocycl. Chem.*, **1983**, *34*, 305.
- ⁴³ Abramovitch, R. A. and Giam, C.-S., *Canad. J. Chem.*, **1964**, *42*, 1627; Abramovitch, R. A. and Poulton, G. A., *J. Chem. Soc., B*, **1969**, 901.
- ⁴⁴ Zhang, L.-H and Tan, Z., *Tetrahedron Lett.*, **2000**, *41*, 3025 and references to trapping with other electrophiles, therein.
- ⁴⁵ 'Amination of heterocyclic bases by alkali amides', Leffler, M. T., *Org. Reactions*, **1942**, *1*, 91; 'Advances in the Chichibabin reaction', McGill, C. K. and Rappa, A., *Adv. Heterocycl. Chem.*, **1988**, *44*, 2; 'Advances in the amination of nitrogen heterocycles', Vorbrüggen, H., *Adv. Heterocycl. Chem.*, **1990**, *49*, 117.
- ⁴⁶ Viscardi, G., Savarino, P., Quagliotto, P., Barni, E. and Bottam M., *J. Heterocycl. Chem.*, **1996**, *33*, 1195.
- ⁴⁷ Abramovitch, R. A., Helmer, F. and Saha, J. G., *Chem. Ind.*, **1964**, 659; Ban, Y. and Wakamatsu, T., *ibid.*, 710.
- ⁴⁸ Seko, S. and Miyake, K., *Chem. Commun.*, **1998**, 1519.
- ⁴⁹ Bakke, J. M., Svensen, H. and Trevisan, R., *J. Chem. Soc., Perkin Trans. 1*, **2001**, 376.
- ⁵⁰ Andreassen, E. J. and Bakke, J. M., *J. Heterocycl. Chem.*, **2006**, *43*, 49.
- ⁵¹ Postigo, A. and Rossi, R. A., *Org. Lett.*, **2001**, *3*, 1197; Postigo, A., Vaillard, S. E. and Rossi, R. A., *J. Phys. Org. Chem.*, **2002**, *15*, 889.
- ⁵² Chichibabin, A. E., *Chem. Ber.*, **1923**, *56*, 1879.
- ⁵³ Kuduk, S. D., DiPardo, R. M. and Bock, M. G., *Org. Lett.*, **2005**, *7*, 577.
- ⁵⁴ Hanessian, S. and Kagotani, M., *Synthesis*, **1987**, 409.
- ⁵⁵ Yamanaka, H. and Ohba, S., *Heterocycles*, **1990**, *31*, 895.
- ⁵⁶ Cherng, Y.-J., *Tetrahedron*, **2002**, *58*, 4931.
- ⁵⁷ DuPriest, M. T., Schmidt, C. L., Kuzmich, D. and Williams, S. B., *J. Org. Chem.*, **1986**, *51*, 2021.
- ⁵⁸ Pasumansky, L., Hernández, A. R., Gamsey, S., Goralski, C. T. and Singaram, B., *Tetrahedron Lett.*, **2004**, *45*, 6417.
- ⁵⁹ Elhaik, J., Pask, C. M., Kilner, C. A. and Halcrow, M. A., *Tetrahedron*, **2007**, *63*, 291.
- ⁶⁰ Chambers, R. D., Sandford, G. and Trmcic, J., *J. Fluorine Chem.*, **2007**, *128*, 1439.
- ⁶¹ Hashimoto, S., Otani, S., Okamoto, T. and Matsumoto, K., *Heterocycles*, **1988**, *27*, 319.
- ⁶² Bakke, J. M., Raney, E., Romming, C. and Sletvold, I., *J. Chem. Soc., Perkin Trans. 1*, **2000**, 1241.
- ⁶³ Bakke, J. M. and Sletvold, I., *Org. Biomol. Chem.*, **2003**, *1*, 2710.

- ⁶⁴ Jamart-Gregoire, B., Leger, C. and Caubere, P., *Tetrahedron Lett.*, **1990**, *31*, 7599; 'Hetarynes', den Hertog, H. J. and van der Plas, H. C., *Adv. Heterocycl. Chem.*, **1965**, *4*, 121; 'Hetarynes', Reinecke, M. G., *Tetrahedron*, **1982**, *38*, 427.
- ⁶⁵ Mallet, M. and Queguiner, G., *C. R. Acad. Sci., Ser. C*, **1972**, *274*, 719; Walters, M. A., Carter, P. H. and Banerjee, S., *Synth. Commun.*, **1992**, *22*, 2829.
- ⁶⁶ Walters, M. A. and Shay, J. J., *Synth. Commun.*, **1997**, *27*, 3573.
- ⁶⁷ Connon, S. J. and Hegarty, A. F., *Tetrahedron Lett.*, **2001**, *42*, 735.
- ⁶⁸ Schlosser, M. and Cottet, F., *Eur. J. Org. Chem.*, **2002**, 4181.
- ⁶⁹ Skerlj, R. T., Bogucki, D. and Bridger, G. J., *Synlett*, **2000**, 1488.
- ⁷⁰ Klapars, A., Waldman, J. H., Campos, K. R., Jensen, M. S., McLaughlin, M., Chung, J. Y. L., Cvetovich, R. J. and Chen, C.-y., *J. Org. Chem.*, **2005**, *70*, 10186.
- ⁷¹ Pal, M., Batchu, V. R., Dager, I., Swamy, N. K. and Padakanti, S., *J. Org. Chem.*, **2005**, *70*, 2376.
- ⁷² 'Advances in the directed metallation of azines and diazines. Part I: Metallation of pyridines, quinolines and carbolines', Mongin, F. and Quéguiner, G., *Tetrahedron*, **2001**, *57*, 4059.
- ⁷³ Zoltewicz, J. A., Grahe, G. and Smith, C. L., *J. Am. Chem. Soc.*, **1969**, *91*, 5501.
- ⁷⁴ Taylor, S. L., Lee, D. Y. and Martin, J. C., *J. Org. Chem.*, **1983**, *48*, 4157.
- ⁷⁵ Tagawa, Y., Nomura, M., Yamagata, K., Teshima, D., Shibata, K. and Goto, Y., *Heterocycles*, **2004**, *63*, 2863.
- ⁷⁶ Mongin, O., Rocca, P., Thomas-dit-Dumont, L., Trécourt, F., Marsais, F., Godard, A. and Quéguiner, G., *J. Chem. Soc., Perkin Trans. 1*, **1995**, 2503.
- ⁷⁷ Gros, P., Fort, Y., and Caubère, P., *J. Chem. Soc., Perkin Trans. 1*, **1997**, 3597.
- ⁷⁸ 'n-BuLi/lithium aminoalkoxide aggregates: new and promising lithiating agents for pyridine derivatives', Gros, P. and Fort, Y., *Eur. J. Org. Chem.*, **2002**, 3375.
- ⁷⁹ Gros, P. and Fort, Y., *J. Org. Chem.*, **2003**, *68*, 2028.
- ⁸⁰ Kaminski, T., Gros, P. and Fort, Y., *Eur. J. Org. Chem.*, **2003**, 3855.
- ⁸¹ Doudouh, A., Gros, P. C., Fort, Y. and Woltermann, C., *Tetrahedron*, **2006**, *62*, 6166.
- ⁸² Gros, P. and Fort, Y., *J. Chem. Soc., Perkin Trans. 1*, **1998**, 3515.
- ⁸³ Commins, D. L. and LaMunyon, D. H., *Tetrahedron Lett.*, **1988**, *29*, 773.
- ⁸⁴ Ronald, R. C. and Winkle, M. R., *Tetrahedron*, **1983**, *39*, 2031.
- ⁸⁵ Epszajn, J., Berski, Z., Brzezinski, J. Z. and Jóźwick, A., *Tetrahedron Lett.*, **1980**, *21*, 4739.
- ⁸⁶ Azzouz, R., Bischoff, L., Fruit, A. and Marsais, F., *Synlett*, **2006**, 1908.
- ⁸⁷ Güngör, T., Marsais, F. and Quéguiner, G., *Synthesis*, **1982**, 499.
- ⁸⁸ Mongin, F., Trécourt, F. and Quéguiner, G., *Tetrahedron Lett.*, **1999**, *40*, 5483.
- ⁸⁹ Cailly, T., Fabis, F., Bouillon, A., Lemaître, S., Sopkova, J. and de Santos, O., *Synlett*, **2006**, 53.
- ⁹⁰ Awad, H., Mongin, F., Trécourt, F., Quéguiner, G. and Marsais, F., *Tetrahedron Lett.*, **2004**, *45*, 7873.
- ⁹¹ Hands, D., Bishop, B., Cameron, M., Edwards, J. S., Cottrell, I. F. and Wright, S. H. R., *Synthesis*, **1996**, 877.
- ⁹² Deguest, G., Devineau, A., Bischoff, L., Fruit, C. and Marsais, F., *Org. Lett.*, **2006**, *8*, 5889.
- ⁹³ Bouillon, A., Lancelot, J.-C., Collot, V., Bovy, P. R. and Rault, S., *Tetrahedron*, **2002**, *58*, 4369.
- ⁹⁴ Marzi, E., Bigi, A. and Schlosser, M., *Eur. J. Org. Chem.*, **2001**, 1371; 'The organometallic approach to molecular diversity – halogens as helpers', Schlosser, M., *Eur. J. Org. Chem.*, **2001**, 3975.
- ⁹⁵ Marsais, F., Trécourt, F., Bréant, P. and Quéguiner, G., *J. Heterocycl. Chem.*, **1988**, *25*, 81.
- ⁹⁶ Epszajn, J., Bieniek, A. and Kowalska, J. A., *Tetrahedron*, **1991**, *47*, 1697.
- ⁹⁷ Lomberget, T., Radix, S. and Barret, R., *Synlett*, **2005**, 2080.
- ⁹⁸ Guillier, F., Nivoliens, F., Cochennee, A., Godard, A., Marsais, F. and Queguiner, G., *Synth. Commun.*, **1996**, *26*, 4421.
- ⁹⁹ Bell, A. S., Roberts, D. A. and Ruddock, K. S., *Synthesis*, **1987**, 843.
- ¹⁰⁰ Doudouh, A., Woltermann, C. and Gros, P. C., *J. Org. Chem.*, **2007**, *72*, 4978.
- ¹⁰¹ Grios, P. C. and Elaachbouni, F., *Chem. Commun.*, **2008**, 4813.
- ¹⁰² Kondo, Y., Murata, N. and Sakamoto, T., *Heterocycles*, **1994**, *37*, 1467; Gómez, I., Alonso, E., Ramón, D. J., and Yus, M., *Tetrahedron*, **2000**, *56*, 4043.
- ¹⁰³ Parham, W. E. and Piccirilli, R. M., *J. Org. Chem.*, **1977**, *42*, 257.
- ¹⁰⁴ Lipshutz, B. H., Pfeiffer, S. S. and Chrisman, W., *Tetrahedron Lett.*, **1999**, *40*, 7889.
- ¹⁰⁵ Wang, X., Rabbat, P., O'Shea, P., Tillyer, R., Grabowski, E. J. J. and Reider, P. J., *Tetrahedron Lett.*, **2000**, *41*, 4335.
- ¹⁰⁶ Cai, D., Hughes, D. L. and Verhoeven, T. R., *Tetrahedron Lett.*, **1996**, *37*, 2537; Paterson, M. A. and Mitchell, J. R., *J. Org. Chem.*, **1997**, *62*, 8237.
- ¹⁰⁷ Cai, D., Larsen, R. D., and Reider, P. J., *Tetrahedron Lett.*, **2002**, *43*, 4285.
- ¹⁰⁸ Janka, M., Anderson, G. K. and Rath, N. P., *Inorg. Chim. Acta*, **2004**, *357*, 2339.
- ¹⁰⁹ Bargar, T. M., Wilson, T. and Daniel, J. K., *J. Heterocycl. Chem.*, **1985**, *22*, 1583.
- ¹¹⁰ Trécourt, F., Breton, G., Bonnet, V., Mongin, F., Marsais, F. and Quéguiner, G., *Tetrahedron*, **2000**, *56*, 1349; 'Functionalised magnesium organometallics as versatile intermediates for the synthesis of polyfunctional heterocycles', Ila, H., Baron, O., Wagner, A. J., and Knochel, P., *Chem. Commun.*, **2006**, 583.
- ¹¹¹ Getmanenko, Y. A. and Twieg, R. J., *J. Org. Chem.*, **2008**, *73*, 830.
- ¹¹² Song, J. J., Yee, N. K., Tan, Z., Xu, J., Kapadia, S. R. and Senenayake, C. H., *Org. Lett.*, **2004**, *6*, 4905.
- ¹¹³ Ren, H. and Knochel, P., *Chem. Commun.*, **2006**, 726.
- ¹¹⁴ Sugimoto, O., Yamada, S. and Tanji, K.-i., *J. Org. Chem.*, **2003**, *68*, 2054.
- ¹¹⁵ Wibaut, J. P. and Nicolaï, J. R., *Recl. Trav. Chim. Pays-Bas*, **1939**, *58*, 709; McElvain, S. M., and Goese, M. A., *J. Am. Chem. Soc.*, **1943**, *65*, 2227.
- ¹¹⁶ 'Radical addition to pyridines, quinolines and isoquinolines', Harrowven, D. C. and Sutton, B. J., *Prog. Heterocycl. Chem.*, **2004**, *16*, 27.
- ¹¹⁷ Elofson, R. M., Gadallah, F. F. and Schutz, K. F., *J. Org. Chem.*, **1971**, *36*, 1526; Gurczynski, M. and Tomasik, P., *Org. Prep. Proc. Int.*, **1991**, *23*, 438.

- ¹¹⁸ Bonnier, J. M. and Court, J., *Bull. Soc. Chim. Fr.*, **1972**, 1834; Minisci, F., Vismara, E., Fontana, F., Morini, G., Serravelle, M. and Giordano, C., *J. Org. Chem.*, **1986**, *51*, 4411.
- ¹¹⁹ Harrowven, D. C., Sutton, B. J. and Coulton, S., *Org. Biomol. Chem.*, **2003**, *1*, 4047.
- ¹²⁰ Minisci, F., Porta, O., Recurpero, F., Punta, C., Gambarotti, C., Pruna, B., Pierini, M. and Fontana, F., *Synlett*, **2004**, 874.
- ¹²¹ 'Recent developments of free radical substitutions of heteroaromatic bases', Minisci, F., Vismara, E., and Fontana, F., *Heterocycles*, **1989**, *28*, 489.
- ¹²² 'The action of metal catalysts on pyridines', Badger, G. M. and Sasse, W. H. F., *Adv. Heterocycl. Chem.*, **1963**, *2*, 179; 'The bipyridines', Summers, L. A., *Adv. Heterocycl. Chem.*, **1984**, *35*, 281.
- ¹²³ Sasse, W. H. F., *Org. Synth., Coll. Vol. V*, **1973**, 102.
- ¹²⁴ Newkome, G. R. and Hager, D. C., *J. Org. Chem.*, **1982**, *47*, 599.
- ¹²⁵ Nielsen, A. T., Moore, D. W., Muha, G. M. and Berry, K. H., *J. Org. Chem.*, **1964**, *29*, 2175; Frank, R. L. and Smith, P. V., *Org. Synth., Coll. Vol. III*, **1955**, 410.
- ¹²⁶ Atlanti, P. M., Biellmann, J. F. and Moron, J., *Tetrahedron*, **1973**, *29*, 391; Beddoes, R. L., Arshad, N. and Joule, J. A., *Acta Crystallogr., Sect. C*, **1996**, *C52*, 654.
- ¹²⁷ Ryang, H.-S. and Sakurai, H., *J. Chem. Soc., Chem. Commun.*, **1972**, 594; Ohkura, K., Terashima, M., Kanaoka, Y. and Seki, K. *Chem. Pharm. Bull.*, **1993**, *41*, 1920.
- ¹²⁸ Jones, K. and Fiumana, A., *Tetrahedron Lett.*, **1996**, *38*, 8049.
- ¹²⁹ Zhao, J., Yang, X., Jia, X., Shengjun Luo, S. and Zha, H., *Tetrahedron*, **2003**, *59*, 9379.
- ¹³⁰ Martínez-Barrasa, V., de Viedma, A. G., Burgos, C. and Alvarez-Builla, J., *Org. Lett.*, **2000**, *2*, 3933.
- ¹³¹ Lunn, G. and Sansome, E. B., *J. Org. Chem.*, **1986**, *51*, 513.
- ¹³² Piras, L., Genesio, E., Ghiron, C. and Taddei, M., *Synlett*, **2008**, 1125.
- ¹³³ Giam, C. S., and Abbott, S. D., *J. Am. Chem. Soc.*, **1971**, *93*, 1294.
- ¹³⁴ Blough, B. E. and Carroll, F. I., *Tetrahedron Lett.*, **1993**, *34*, 7239.
- ¹³⁵ Tsuge, O., Kanemasa, S., Naritomi, T. and Tanaka, J., *Bull. Chem. Soc. Jpn.*, **1987**, *60*, 1497.
- ¹³⁶ Kamochi, Y. and Kudo, T., *Heterocycles*, **1993**, *36*, 2383.
- ¹³⁷ Birch, A. J. and Karakhanov, E. A., *J. Chem. Soc., Chem. Commun.*, **1975**, 480.
- ¹³⁸ Guerry, P. and Neier, R., *Synthesis*, **1984**, 485.
- ¹³⁹ Donohoe, T. J., Johnson, D. J., Mace, L. H., Thomas, R. E., Chiu, J. Y. K., Rodrigues, J. S., Compton, R. G., Banks, C. E., Tomcik, P., Bamford, M. J. and Ichihara, O., *Org. Biomol. Chem.*, **2006**, *4*, 1071.
- ¹⁴⁰ Heap, U., *Tetrahedron*, **1975**, *31*, 77; Tomisawa, H. and Hongo, H., *Chem. Pharm. Bull.*, **1970**, *18*, 925; Matsumoto, K., Ikemi-Kono, Y., Uchida, T. and Acheson, R. M., *J. Chem. Soc., Chem. Commun.*, **1979**, 1091; 'Diels-Alder cycloadditions of 2-pyrone and 2-pyridones', Afarinkia, K., Viader, V., Nelson, T. D. and Posner, G. H., *Tetrahedron*, **1992**, *48*, 9111.
- ¹⁴¹ Posner, G. H., Vinader, V. and Afarinkia, K., *J. Org. Chem.*, **1992**, *57*, 4088.
- ¹⁴² Okamura, H., Nagaike, H., Iwagawa, T. and Nakatani, M., *Tetrahedron Lett.*, **2000**, *41*, 8317; Kipassa, N. T., Okamura, H., Kina, K., Hamada, T. and Iwagawa, T., *Org. Lett.*, **2008**, *10*, 815.
- ¹⁴³ 'Synthetic applications of heteroaromatic betaines with six-membered rings', Dennis, N., Katritzky, A. R. and Takeuchi, Y., *Angew. Chem., Int. Ed. Engl.*, **1976**, *15*, 1; 'Cycloaddition reactions of heteroaromatic six-membered rings', Katritzky, A. R. and Dennis, N., *Chem. Rev.*, **1989**, *89*, 827; Lomenzo, S. A., Enmon, J. L., Troyer, M. C. and Trudell, M. L., *Synth. Commun.*, **1995**, *25*, 3681.
- ¹⁴⁴ Pavlik, J. W., Laohasurayotin, S. and Vongnakorn, T., *J. Org. Chem.*, **2007**, *72*, 7116.
- ¹⁴⁵ Jousot-Dubien, J. and Houdard, J., *Tetrahedron Lett.*, **1967**, 4389; Wilzbach, K. E. and Rausch, D. J., *J. Am. Chem. Soc.*, **1970**, *92*, 2178.
- ¹⁴⁶ De Selms, R. C. and Schleigh, W. R., *Tetrahedron Lett.*, **1972**, 3563; Kaneko, C., Shiba, K., Fujii, H. and Momose, Y., *J. Chem. Soc., Chem. Commun.*, **1980**, 1177.
- ¹⁴⁷ Nakamura, Y., Kato, T. and Morita, Y., *J. Chem. Soc., Perkin Trans. 1*, **1982**, 1187.
- ¹⁴⁸ Johnson, B. L., Kitahara, Y., Weakley, T. J. R. and Keana, J. F. W., *Tetrahedron Lett.*, **1993**, *34*, 5555.
- ¹⁴⁹ Kaplan, L., Pavlik, J. W. and Wilzbach, K. E., *J. Am. Chem. Soc.*, **1972**, *94*, 3283; Ling, R., Yoshida, M. and Mariano, P. S., *J. Org. Chem.*, **1996**, *61*, 4439; Ling, R. and Mariano, P. S., *ibid.*, **1998**, *63*, 6072; Feng, X., Duesler, E. N. and Mariano, P. S., *J. Org. Chem.*, **2005**, *70*, 5618.
- ¹⁵⁰ Buchardt, O., Christensen, J. J., Nielsen, P. E., Koganty, R. R., Finsen, L., Lohse, C. and Becher, J., *Acta Chem. Scand., Ser. B*, **1980**, *34*, 31; Lohse, C., Hagedorn, L., Albin, A. and Fasani, E., *Tetrahedron*, **1988**, *44*, 2591.
- ¹⁵¹ Beak, P., Fry, F. S., Lee, J. and Steele, F., *J. Am. Chem. Soc.*, **1976**, *98*, 171; Stefaniak, L., *Tetrahedron*, **1976**, *32*, 1065; Beak, P., Covington, J. B., Smith, S. G., White, J. M. and Zeigler, J. M., *J. Org. Chem.*, **1980**, *45*, 1354.
- ¹⁵² Bensaude, O., Chevrier, M. and Dubois, J.-E., *Tetrahedron Lett.*, **1978**, 2221.
- ¹⁵³ Schöffner, J. P., Bauer, L. and Bell, C. L., *J. Heterocycl. Chem.*, **1970**, *7*, 479 and 487.
- ¹⁵⁴ Flemming, I. and Philippides, D., *J. Chem. Soc. C*, **1970**, 2426; Effenberger, F., Mück, A. O. and Bessey, E., *Chem. Ber.*, **1980**, *113*, 2086.
- ¹⁵⁵ Bellingham, P., Johnson, C. D. and Katritzky, A. R., *Chem. Ind.*, **1965**, 1384.
- ¹⁵⁶ Burton, A. G., Halls, P. J. and Katritzky, A. R., *J. Chem. Soc., Perkin Trans. 2*, **1972**, 1953.
- ¹⁵⁷ Brignell, P. J., Katritzky, A. R. and Tarhan, H. O., *J. Chem. Soc., B*, **1968**, 1477.
- ¹⁵⁸ De Selms, R. C., *J. Org. Chem.*, **1968**, *33*, 478.
- ¹⁵⁹ Stempel, A. and Buzzi, E. C., *J. Am. Chem. Soc.*, **1949**, *71*, 2969.
- ¹⁶⁰ Sheldrake, P. W., Powling, L. C. and Slaich, P. K., *J. Org. Chem.*, **1997**, *62*, 3008.
- ¹⁶¹ Cañibano, V., Rodríguez, J. F., Santos, M., Sanz-Tejedor, M. A., Carreño, M. C., González, G. and García-Ruano, J. L., *Synthesis*, **2001**, 2175.
- ¹⁶² Windscheif, P.-M. and Vögtle, F., *Synthesis*, **1994**, 87.
- ¹⁶³ Kornblum, N. and Coffey, G. P., *J. Org. Chem.*, **1966**, *31*, 3449; Hopkins, G. C., Jonak, J. P., Minnemeyer, H. J. and Tieckelmann, H., *J. Org. Chem.*, **1967**, *32*, 4040; Dou, H. J.-M., Hassanaly, P. and Metzger, J., *J. Heterocycl. Chem.*, **1977**, *14*, 321.

- ¹⁶⁴ Liu, H., Ko, S.-B., Josien, H. and Curran, D. P., *Tetrahedron Lett.*, **1995**, 36, 845; Sato, T., Yoshimatsu, K. and Otera, J., *Synlett*, **1995**, 845.
- ¹⁶⁵ Liu, H., Ko, S.-B. and Curran, D. P., *Tetrahedron Lett.*, **1995**, 36, 8917.
- ¹⁶⁶ Vorbrüggen, H. and Krolikiewicz, K., *Chem. Ber.*, **1984**, 117, 1523.
- ¹⁶⁷ Lanni, E. L., Bosscher, M. A., Ooms, B. D., Shandro, C. A., Ellsworth, B. A. and Anderson, C. E., *J. Org. Chem.*, **2008**, 7, 6425.
- ¹⁶⁸ Comins, D. L. and Jianhua, G., *Tetrahedron Lett.*, **1994**, 35, 2819.
- ¹⁶⁹ Sugimoto, O., Mori, M. and Tanji, K., *Tetrahedron Lett.*, **1999**, 40, 7477.
- ¹⁷⁰ Kato, Y., Okada, S., Tomimoto, K. and Mase, T., *Tetrahedron Lett.*, **2001**, 42, 4849.
- ¹⁷¹ Smith, A. P., Savage, S. A., Love, J. C. and Fraser, C. L., *Org. Synth.*, **2002**, 78, 51.
- ¹⁷² Isler, O., Gutmann, H., Straub, U., Fust, B., Böhni, E. and Studer, A., *Helv. Chim. Acta*, **1955**, 38, 1033.
- ¹⁷³ Lowe, J. A., Ewing, F. E. and Drozda, S. E., *Synth. Commun.*, **1989**, 19, 3027.
- ¹⁷⁴ Girault, G., Coustal, S. and Rumpf, P., *Bull. Soc. Chim. France*, **1972**, 2787; Forsythe, P., Frampton, R., Johnson, C. D. and Katritzky, A. R., *J. Chem. Soc., Perkin Trans. 2*, **1972**, 671.
- ¹⁷⁵ Frampton, R., Johnson, C. D. and Katritzky, A. R., *Justus Liebigs Ann. Chem.*, **1971**, 749, 12.
- ¹⁷⁶ Fox, B. A. and Threlfall, T. L., *Org. Synth., Coll. Vol. V*, **1973**, 346.
- ¹⁷⁷ v. Schickh, O., Binz, A. and Schule, A., *Chem. Ber.*, **1936**, 69, 2593; Bakke, J. M. and Riha, J., *J. Heterocycl. Chem.*, **2001**, 38, 99.
- ¹⁷⁸ Burton, A. G., Frampton, R. D., Johnson, C. D. and Katritzky, A. R., *J. Chem. Soc., Perkin Trans. 2*, **1972**, 1940.
- ¹⁷⁹ Katritzky, A. R., El-Zemity, S. and Lang, H., *J. Chem. Soc., Perkin Trans. 1*, **1995**, 3129.
- ¹⁸⁰ Kawase, M., Koyanagi, J. and Saito, S., *Chem. Pharm. Bull.*, **1999**, 47, 718.
- ¹⁸¹ Kalatzis, E., *J. Chem. Soc., B*, **1967**, 273 and 277.
- ¹⁸² Bunnett, J. F. and Singh, P., *J. Org. Chem.*, **1981**, 46, 4567.
- ¹⁸³ Allen, C. F. H. and Thirtle, J. R., *Org. Synth., Coll. Vol. III*, **1955**, 136; Windscheif, P.-M. and Vögtle, *Synthesis*, **1994**, 87.
- ¹⁸⁴ Yoneda, N. and Fukuhara, T., *Tetrahedron*, **1996**, 52, 23; Coudret, C., *Synth. Commun.*, **1996**, 26, 3543.
- ¹⁸⁵ 'Methylpyridines and other methylazines as precursors of bicycles and polycycles', Abu-Shanab, F. A., Wakefield, B. J. and Elnagdi, M. H., *Adv. Heterocycl. Chem.*, **1997**, 68, 181.
- ¹⁸⁶ White, W. N. and Lazdins, D., *J. Org. Chem.*, **1969**, 34, 2756.
- ¹⁸⁷ Fraser, R. R., Mansour, T. S. and Savard, S., *J. Org. Chem.*, **1985**, 50, 3232.
- ¹⁸⁸ Levine, R., Dimmig, D. A. and Kadunce, W. M., *J. Org. Chem.*, **1974**, 39, 3834; Kaiser, E. M., Bartling, G. J., Thomas, W. R., Nichols, S. B. and Nash, D. R., *J. Org. Chem.*, **1973**, 38, 71.
- ¹⁸⁹ Beumel, O. F., Smith, W. N. and Rybalka, B., *Synthesis*, **1974**, 43.
- ¹⁹⁰ Kaiser, E. M. and Petty, J. D., *Synthesis*, **1975**, 705; Davis, M. L., Wakefield, B. J. and Wardell, J. A., *Tetrahedron*, **1992**, 48, 939.
- ¹⁹¹ Lochte, H. L. and Cheavers, T. H., *J. Am. Chem. Soc.*, **1957**, 79, 1667; Ghera, E., David, Y. B. and Rapoport, H., *J. Org. Chem.*, **1981**, 46, 2059.
- ¹⁹² Williams, J. L. R., Adel, R. E., Carlson, J. M., Reynolds, G. A., Borden, D. G. and Ford, J. A., *J. Org. Chem.*, **1963**, 28, 387; Cassidy, R. P., Taylor, L. T. and Wolfe, J. F., *J. Org. Chem.*, **1978**, 43, 2286; Konakahara, T. and Takagi, Y., *Heterocycles*, **1980**, 14, 393; Konakahara, T. and Takagi, Y., *Synthesis*, **1979**, 192; Woodward, R. B. and Kornfield, E. C., *Org. Synth., Coll. Vol. III*, **1973**, 413; Feuer, H. and Lawrence, J. P., *J. Am. Chem. Soc.*, **1969**, 91, 1856; Markovac, A., Stevens, C. L., Ash, A. B. and Hackley, B. E., *J. Org. Chem.*, **1970**, 35, 841; Bredereck, H., Simchen, G. and Wahl, R., *Chem. Ber.*, **1968**, 101, 4048; Pasquinet, E., Rocca, P., Godard, A., Marsais, F. and Quéguiner, G., *J. Chem. Soc., Perkin Trans. 1*, **1998**, 3807; Ragan, J. A., Jones, B. P., Meltz, C. N. and Teixeira, J. J., *Synthesis*, **2002**, 483.
- ¹⁹³ Berlin, M., Aslanian, R., de Lera Ruiz, M. and McCormick, K. D., *Synthesis*, **2007**, 2529.
- ¹⁹⁴ Mandal, A. B., Augustine, J. K., Quattropiani, A. and Bombrun, A., *Tetrahedron Lett.*, **2005**, 46, 6033.
- ¹⁹⁵ Song, J. J., Tan, Z., Gallou, F., Xu, J., Yee, N. K. and Senanayake, C. H., *J. Org. Chem.*, **2005**, 70, 6512.
- ¹⁹⁶ Jerchel, D. and Heck, H. E., *Justus Liebigs Ann. Chem.*, **1958**, 613, 171.
- ¹⁹⁷ Kawase, M., Teshima, M., Saito, S. and Tani, S., *Heterocycles*, **1998**, 48, 2103.
- ¹⁹⁸ Doering, W. E. and Weil, R. A. N., *J. Am. Chem. Soc.*, **1947**, 69, 2461; Leonard, F. and Pschannen, W., *J. Med. Chem.*, **1966**, 9, 140.
- ¹⁹⁹ Sakamoto, T., Kondo, Y., Shiraiwa, M. and Yamanaka, H., *Synthesis*, **1984**, 245.
- ²⁰⁰ Moser, R. J. and Brown, E. V., *J. Org. Chem.*, **1972**, 37, 3938.
- ²⁰¹ Brown, E. V. and Shambhu, M. B., *J. Org. Chem.*, **1971**, 36, 2002; Rapoport, H. and Volcheck, E. J., *J. Am. Chem. Soc.*, **1956**, 78, 2451.
- ²⁰² Quast, H. and Schmitt, E., *Justus Liebigs Ann. Chem.*, **1970**, 732, 43; Katritzky, A. R. and Faid-Allah, H. M., *Synthesis*, **1983**, 149.
- ²⁰³ Effenberger, F. and König, J., *Tetrahedron*, **1988**, 44, 3281; Bohn, B., Heinrich, N. and Vorbrüggen, H., *Heterocycles*, **1994**, 37, 1731.
- ²⁰⁴ Prill, E. A. and McElvain, S. M., *Org. Synth., Coll. Vol. II*, **1943**, 419; 'Oxidative transformation of heterocyclic iminium salts', Weber, H., *Adv. Heterocycl. Chem.*, **1987**, 41, 275.
- ²⁰⁵ Anderson, P. S., Kruger, W. E. and Lyle, R. E., *Tetrahedron Lett.*, **1965**, 4011; Holik, M. and Ferles, M., *Coll. Czech. Chem. Commun.*, **1967**, 32, 3067.
- ²⁰⁶ Cervinka, O. and Kriz, O., *Coll. Czech. Chem. Commun.*, **1965**, 30, 1700.
- ²⁰⁷ de Koning, A. J., Budzelaar, P. H. M., Brandsma, L., de Bie, M. J. A. and Boersma, J., *Tetrahedron Lett.*, **1980**, 21, 2105.
- ²⁰⁸ 'N-Dienyl amides and lactams. Preparation and Diels-Alder reactivity', Smith, M. B., *Org. Prep. Proc. Int.*, **1990**, 22, 315.
- ²⁰⁹ Fowler, F. W., *J. Org. Chem.*, **1972**, 37, 1321.
- ²¹⁰ Beeken, P., Bonfiglio, J. N., Hassan, I., Piwinski, J. J., Weinstein, B., Zollo, K. A. and Fowler, F. W., *J. Am. Chem. Soc.*, **1979**, 101, 6677; Comins, D. L. and Mantlo, N. B., *J. Org. Chem.*, **1986**, 51, 5456.
- ²¹¹ Carelli, V., Liberatore, F., Scipione, L., Di Rienzo, B. and Tortorella, S., *Tetrahedron*, **2005**, 61, 10331.
- ²¹² Wong, Y. S., Marazano, C., Grecco, D. and Das, B. C., *Tetrahedron Lett.*, **1994**, 35, 707.
- ²¹³ Thiessen, L. M., Lepoivre, J. A. and Alderweireldt, F. C., *Tetrahedron Lett.*, **1974**, 59.
- ²¹⁴ e.g. with chloranil: Chia, W.-L. and Cheng, Y. W., *Heterocycles*, **2008**, 75, 375.
- ²¹⁵ Comins, D. L. and Abdullah, A. H., *J. Org. Chem.*, **1982**, 47, 4315.

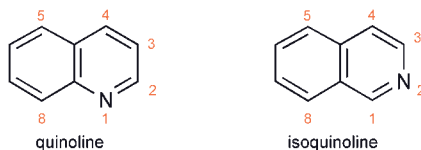
- ²¹⁶ Piers, E. and Soucy, M., *Canad. J. Chem.*, **1974**, *52*, 3563; Akiba, K., Iseki, Y. and Wada, M., *Tetrahedron Lett.*, **1982**, *23*, 429; Comins, D. L. and Mantlo, N. B., *Tetrahedron Lett.*, **1983**, *24*, 3683; Comins, D. L., Smith, R. K. and Stroud, E. D., *Heterocycles*, **1984**, *22*, 339; Shiao, M.-J., Shih, L.-H., Chia, W.-L. and Chau, T.-Y., *Heterocycles*, **1991**, *32*, 2111.
- ²¹⁷ Lyle, R. E., Marshall, J. L. and Comins, D. L., *Tetrahedron Lett.*, **1977**, 1015.
- ²¹⁸ Yamaguchi, R., Nakazono, Y. and Kawanisi, M., *Tetrahedron Lett.*, **1983**, *24*, 1801
- ²¹⁹ Dhar, T. G. and Gluchowski, C., *Tetrahedron Lett.*, **1994**, *35*, 989.
- ²²⁰ Itoh, T., Hasegawa, H., Nagata, K. and Ohsawa, A., *Synlett*, **1994**, 557.
- ²²¹ Xu, Y., Rudler, H., Denise, B., Parlier, A., Chaquin, P. and Herson, P., *Tetrahedron Lett.*, **2006**, *47*, 4541; Rudler, H., Denise, B., Xu, Y., Parlier, A. and Vaissermann, J., *Eur. J. Org. Chem.*, **2005**, 3724.
- ²²² Akiba, K., Iseki, Y. and Wada, M., *Tetrahedron Lett.*, **1982**, *23*, 3935.
- ²²³ Bräckow, J. and Wanner, K. T., *Tetrahedron*, **2006**, *62*, 2395.
- ²²⁴ Fraenkel, G., Cooper, J. W. and Fink, C. M., *Angew. Chem., Int. Ed. Engl.*, **1970**, *7*, 523.
- ²²⁵ Comins, D. L., Weglarz, M. A. and O'Connor, S., *Tetrahedron Lett.*, **1988**, *29*, 1751.
- ²²⁶ Comins, D. L. and Brown, J. D., *Tetrahedron Lett.*, **1986**, *27*, 2219.
- ²²⁷ Comins, D. L., Joseph, S. P., Hong, H., Al-awar, R. S., Foti, C. J., Zhang, Y., Chen, X., LaMunyon, D. H. and Weltzien, M., *Pure Appl. Chem.*, **1997**, *69*, 477; Comins, D. L., *J. Heterocycl. Chem.*, **1999**, *36*, 1491; Kuethe, J. T. and Comins, D. L., *J. Org. Chem.*, **2004**, *69*, 2863; Comins, D. L. and Sahn, J. J., *Org. Lett.*, **2005**, *7*, 5227.
- ²²⁸ Kiselyov, A. S. and Strekowski, L., *J. Org. Chem.*, **1993**, *58*, 4476; *idem*, *J. Heterocycl. Chem.*, **1993**, *30*, 1361.
- ²²⁹ Kiselyov, A. S., *Tetrahedron Lett.*, **2005**, *46*, 2279.
- ²³⁰ Haase, M., Goerls, H. and Anders, E., *Synthesis*, **1998**, 195.
- ²³¹ Katritzky, A. R., Zhang, S., Kurz, T., Wang, M. and Steel, P. J., *Org. Lett.*, **2001**, *3*, 2807.
- ²³² Corey, E. J. and Tian, Y., *Org. Lett.*, **2005**, *7*, 5535.
- ²³³ Lee, P. H., Lee, K., Shim, J. H., Lee, S. G. and Kim, S., *Heterocycles*, **2006**, *67*, 777.
- ²³⁴ 'Pyridine ring nucleophilic recylisations', Kost, A. N., Gromov, S. P. and Sagitullin, R. S., *Tetrahedron*, **1981**, *37*, 3423; 'Synthesis and reactions of glutacetaldehyde and 5-amino-2,4-pentadienals', Becher, J., *Synthesis*, **1980**, 589.
- ²³⁵ Becher, J., *Org. Synth.*, **1979**, *59*, 79.
- ²³⁶ 'Ring transformation of pyridines and benzo derivatives under the action of C-nucleophiles', Gromov, S. P., *Heterocycles*, **2000**, *53*, 1607.
- ²³⁷ Hafner, K. and Meinhardt, K.-P., *Org. Synth.*, **1984**, *62*, 134.
- ²³⁸ Genisson, Y., Marazano, C., Mehmandoust, M., Grecco, D. and Das, B. C., *Synlett*, **1992**, 431.
- ²³⁹ Yamaguchi, I., Higashi, H., Shigesue, S., Shingai, S. and Sato, M., *Tetrahedron Lett.*, **2007**, *48*, 7778.
- ²⁴⁰ Kutney, J. P. and Greenhouse, R., *Synth. Commun.*, **1975**, 119; Berg, U., Gallo, R. and Metzger, J., *J. Org. Chem.*, **1976**, *41*, 2621.
- ²⁴¹ Aumann, D. and Deady, L. W., *J. Chem. Soc., Chem. Commun.*, **1973**, 32.
- ²⁴² Bhatia, A. V., Chaudhury, S. K. and Hernandez, O., *Org. Synth.*, **1997**, *75*, 184.
- ²⁴³ Olah, G. A. and Klumpp, D. A., *Synthesis*, **1997**, 744.
- ²⁴⁴ Chaudhury, S. K. and Hernandez, O., *Tetrahedron Lett.*, **1979**, 95; *ibid.*, 99.
- ²⁴⁵ 'Heterocyclic N-Oxides', Katritzky, A.R. and Lagowski, J. M., Methuen, London, **1967**; 'Aromatic Amine Oxides', Ochiai, E., Am. Elsevier, New York, **1967**; 'Heterocyclic N-Oxides', Albini, A. and Pietra, S., CRC Press Wolfe Publishing, London, **1991**; 'Heterocyclic N-oxides and N-imides', Katritzky, A. R. and Lam, J. N., *Heterocycles*, **1992**, *33*, 1011.
- ²⁴⁶ 'Rearrangements of *t*-amine oxides', Oae, S. and Ogino, K., *Heterocycles*, **1977**, *6*, 583.
- ²⁴⁷ Reichardt, C., *Chem. Ber.*, **1966**, *99*, 1769.
- ²⁴⁸ Chen, D. X., Ho, C. M., Wu, Q. Y. R., Wu, P. R., Wong, F. M. and Wu, W., *Tetrahedron Lett.*, **2008**, *49*, 4147.
- ²⁴⁹ Taylor, E. C. and Crovetti, A. J., *Org. Synth., Coll. Vol. IV*, **1963**, 654; Saito, H. and Hamana, M., *Heterocycles*, **1979**, *12*, 475.
- ²⁵⁰ Johnson, C. D., Katritzky, A. R., Shakir, N. and Viney, M., *J. Chem. Soc. (B)*, **1967**, 1213.
- ²⁵¹ van Ammers, M., den Hertog, H. J. and Haase, B., *Tetrahedron*, **1962**, *18*, 227.
- ²⁵² Van Ammers, M. and Den Hertog, H. J., *Recl. Trav. Chim. Pays Bas*, **1962**, *81*, 124.
- ²⁵³ Mosher, H. S. and Welch, F. J., *J. Am. Chem. Soc.*, **1955**, *77*, 2902.
- ²⁵⁴ Liveris, M. and Miller, J., *J. Chem. Soc.*, **1963**, 3486; Johnson, R. M., *J. Chem. Soc. C*, **1966**, 1058.
- ²⁵⁵ Van Bergen, T. J. and Kellogg, R. M., *J. Org. Chem.*, **1971**, *36*, 1705; Andersson, H., Wang, X., Björklund, M., Olsson, R. and Almqvist, F., *Tetrahedron Lett.*, **2007**, *48*, 6941; Andersson, H., Almqvist, F. and Olsson, R., *Org. Lett.*, **2007**, *9*, 1335.
- ²⁵⁶ Schneckeburger, J. and Heber, D., *Chem. Ber.*, **1974**, *107*, 3408.
- ²⁵⁷ Nishiwaki, N., Minakata, S., Komatsu, M. and Ohshiro, Y., *Chem. Lett.*, **1989**, 773.
- ²⁵⁸ Prokhorov, A. M., Makosza, M. and Chupakhin, O. N., *Tetrahedron Lett.*, **2009**, *50*, 1444.
- ²⁵⁹ Andersson, H., Gustafsson, M., Olsson, R. and Almqvist, F., *Tetrahedron Lett.*, **2008**, *49*, 6901.
- ²⁶⁰ Jung, J.-C., Jung, Y.-J. and Park, O.-S., *Synth. Commun.*, **2001**, *31*, 2507.
- ²⁶¹ Fife, W. K., *J. Org. Chem.*, **1983**, *48*, 1375; Vorbrüggen, H. and Krolkiewicz, K., *Synthesis*, **1983**, 316.
- ²⁶² Yin, J., Xiang, B., Huffman, M. A., Raab, C. E. and Davies, I. W., *J. Org. Chem.*, **2007**, *72*, 4554.
- ²⁶³ Manley, P. J. and Bilodeau, M. T., *Org. Lett.*, **2002**, *4*, 3127.
- ²⁶⁴ Fontenas, C., Bejan, E., Ait Haddou, H. and Balavoine, G. G. A., *Synth. Commun.*, **1995**, *25*, 629.
- ²⁶⁵ Ginsberg, S. and Wilson, I. B., *J. Am. Chem. Soc.*, **1957**, *79*, 481.
- ²⁶⁶ Bodalski, R. and Katritzky, A. R., *J. Chem. Soc. (B)*, **1968**, 831; Koenig, T., *J. Am. Chem. Soc.*, **1966**, *88*, 4045.
- ²⁶⁷ Walters, M. A. and Shay, J. J., *Tetrahedron Lett.*, **1995**, *36*, 7575.
- ²⁶⁸ 'De novo synthesis of substituted pyridines', Henry, G. D., *Tetrahedron*, **2004**, *60*, 6043.
- ²⁶⁹ Gill, N. S., James, K. B., Lions, F. and Potts, K. T., *J. Am. Chem. Soc.*, **1952**, *74*, 4923; Keuper, R., Risch, N., Flörke, U. and Haupt, H.-J., *Liebigs Ann.*, **1996**, 705; Keuper, R., Risch, N., *ibid.*, 717.

- ²⁷⁰ Knoevenagel, E., *Justus Liebig's Ann. Chem.*, **1894**, 281, 25; Stobbe, H. and Vollard, H., *Chem. Ber.*, **1902**, 35, 3973; Stobbe, H., *ibid.*, 3978.
- ²⁷¹ Kelly, T. R. and Liu, H., *J. Am. Chem. Soc.*, **1985**, 107, 4998.
- ²⁷² Katritzky, A. R., Murugan, R. and Sakizadeh, K., *J. Heterocycl. Chem.*, **1984**, 21, 1465.
- ²⁷³ Potts, K. T., Cipullo, M. J., Ralli, P. and Theodoridis, G., *J. Am. Chem. Soc.*, **1981**, 103, 3584 and 3585; Potts, K. T., Ralli, P., Theodoridis, G. and Winslow, P., *Org. Synth.*, **1986**, 64, 189.
- ²⁷⁴ Cooke, M. W., Wang, J., Theobald, I. and Hanan, G. S., *Synth. Commun.*, **2006**, 36, 1721.
- ²⁷⁵ Kvita, V., *Synthesis*, **1991**, 883.
- ²⁷⁶ Bickel, A. F., *J. Am. Chem. Soc.*, **1947**, 69, 1805; Campbell, K. N., Ackermann, J. F. and Campbell, B. K., *J. Org. Chem.*, **1950**, 15, 221.
- ²⁷⁷ Abdulla, R. F., Fuhr, K. H. and Williams, J. C., *J. Org. Chem.*, **1979**, 44, 1349.
- ²⁷⁸ Kurihara, H. and Mishima, H., *J. Heterocycl. Chem.*, **1977**, 14, 1077; Johnson, F., Panella, J. P., Carlson, A. A. and Hunneman, D. H., *J. Org. Chem.*, **1962**, 27, 2473.
- ²⁷⁹ '4-Aryldihydropyridines, a new class of highly active calcium antagonists', Bossart, F., Meyer, H. and Wehinger, E., *Angew. Chem., Int. Ed. Engl.*, **1981**, 20, 762.
- ²⁸⁰ Pfister, J. R., *Synthesis*, **1990**, 689; Maquestian, A., Mayence, A. and Eynde, J.-J. V., *Tetrahedron Lett.*, **1991**, 32, 3839; Alvarez, C., Delgado, F., García, O., Medina, S. and Márquez, C., *Synth. Commun.*, **1991**, 21, 619.
- ²⁸¹ Yadav, J. S., Reddy, B. V. S., Sabitha, G. and Reddy, G. S. K. K., *Synthesis*, **2000**, 1532.
- ²⁸² Ko, S. and Tao, C.-F., *Tetrahedron*, **2006**, 62, 7293.
- ²⁸³ Satoh, Y., Ichihashi, M. and Okumura, K., *Chem. Pharm. Bull.*, **1992**, 40, 912.
- ²⁸⁴ Kelly, T. R. and Lebedev, R. L., *J. Org. Chem.*, **2002**, 67, 2197; Cave, G. W. V. and Raston, C. L., *Tetrahedron Lett.*, **2005**, 46, 2361; Tu, S., Li, T., Shi, F., Wang, Q., Zhang, J., Xu, J., Zhu, X., Zhang, X., Zhu, S. and Shi, D., *Synthesis*, **2005**, 3045.
- ²⁸⁵ Oka, Y., Omura, K., Miyake, A., Itoh, K., Tomimoto, M., Tada, N. and Yurugi, S., *Chem. Pharm. Bull.*, **1975**, 23, 2239.
- ²⁸⁶ Brenner, D. G., Halczenko, W. and Shepard, K. L., *J. Heterocycl. Chem.*, **1982**, 19, 897.
- ²⁸⁷ Petrich, S. A., Hicks, F. A., Wilkinson, D. R., Tarrant, J. G., Bruno, S. M., Vargas, M., Hosein, K. N., Gupton, J. T. and Sikorski, J. A., *Tetrahedron*, **1995**, 51, 1575; Marcoux, J.-F., Marcotte, F.-A., Wu, J., Dormer, P. G., Davies, I. W., Hughes, D. and Reider, P. J., *J. Org. Chem.*, **2001**, 66, 4194.
- ²⁸⁸ Davies, I. W., Marcoux, J.-F. and Reider, P. J., *Org. Lett.*, **2001**, 3, 209.
- ²⁸⁹ Davies, I. W., Taylor, M., Marcoux, J.-F., Wu, J., Dormer, P. G., Hughes, D. and Reider, P. J., *J. Org. Chem.*, **2001**, 66, 251.
- ²⁹⁰ Henecke, H., *Chem. Ber.*, **1949**, 82, 36.
- ²⁹¹ Mariella, R. P., *Org. Synth., Coll. Vol. IV*, **1963**, 210.
- ²⁹² Bittorff, E. M., Jones, R. G., Kornfield, E. C. and Mann, M. J., *J. Am. Chem. Soc.*, **1951**, 73, 4380.
- ²⁹³ Wai, J. S., Williams, T. M., Bamberger, D. L., Fisher, T. E., Hoffman, J. M., Hudcosky, R. J., MacTough, S. C., Rooney, C. S. and Saari, W. S., *J. Med. Chem.*, **1993**, 36, 249.
- ²⁹⁴ Dornow, A. and Neuse, E., *Chem. Ber.*, **1951**, 84, 296.
- ²⁹⁵ Matsui, M., Oji, A., Kiramatsu, K., Shibata, K. and Muramatsu, H., *J. Chem. Soc., Perkin Trans 2*, **1992**, 201; Jain, R., Roschangar, F. and Ciufolini, M. A., *Tetrahedron Lett.*, **1995**, 36, 3307.
- ²⁹⁶ Carles, L., Narkunan, K., Penlou, S., Rousset, L., Bouchu, D. and Ciufolini, M. A., *J. Org. Chem.*, **2002**, 67, 4304.
- ²⁹⁷ Bohlmann, F. and Rahtz, D., *Chem. Ber.*, **1957**, 90, 2265.
- ²⁹⁸ 'The Bohlmann-Rahtz pyridine synthesis: from discovery to applications', Bagley, M. C., Glover, C. and Merritt, E.A., *Synlett*, **2007**, 2459.
- ²⁹⁹ Davis, J. M., Truong, A. and Hamilton, A. D., *Org. Lett.*, **2005**, 7, 5405.
- ³⁰⁰ Hachiya, I., Ogura, K. and Shimizu, M., *Org. Lett.*, **2002**, 4, 2755.
- ³⁰¹ Naito, T., Yoshikawa, T., Ishikawa, F., Isoda, S., Omura, Y. and Takamura, I., *Chem. Pharm. Bull.*, **1965**, 13, 869; Kondrat'eva, G. Ya. and Huan, C.-H., *Dokl. Akad. Nauk, SSSR*, **1965**, 164, 816 (*Chem. Abstr.*, **1966**, 64, 2079).
- ³⁰² Okatani, T., Koyama, J., Suzata, Y. and Tagahara, K., *Heterocycles*, **1988**, 27, 2213.
- ³⁰³ Sainz, Y. F., Raw, S. A. and Taylor, R. J. K., *J. Org. Chem.*, **2005**, 70, 10086.
- ³⁰⁴ Boger, D. L. and Panek, J. S., *J. Org. Chem.*, **1981**, 46, 2179.
- ³⁰⁵ Sauer, J. and Heldmann, D. K., *Tetrahedron Lett.*, **1998**, 39, 2549.
- ³⁰⁶ Pfüller, O. C. and Sauer, J., *Tetrahedron Lett.*, **1998**, 39, 8821.
- ³⁰⁷ Carly, P. R., Cappelle, S. L., Compennolle, F. and Hoornaert, G. J., *Tetrahedron*, **1996**, 52, 11889; Meerpoel, L. and Hoornaert, G., *Tetrahedron Lett.*, **1989**, 30, 3183.
- ³⁰⁸ Sainte, F., Serckx-Poncin, B., Hesbain-Frisque, A.-M. and Ghosez, L., *J. Am. Chem. Soc.*, **1982**, 104, 1428.
- ³⁰⁹ Fletcher, M. D., Hurst, T. E., Miles, T. J. and Moody, C. J., *Tetrahedron*, **2006**, 62, 5454.
- ³¹⁰ Lu, J.-Y. and Arndt, H.-D., *J. Org. Chem.*, **2007**, 72, 4205.
- ³¹¹ Schramm, O. G., Oeser, T. and Müller, T. J. J., *J. Org. Chem.*, **2006**, 71, 3494.
- ³¹² Trost, B. M. and Gutierrez, A. C., *Org. Lett.*, **2007**, 9, 1473.
- ³¹³ 'Construction of pyridine rings by metal-mediated [2 + 2 + 2] cycloaddition', Varela, J. A. and Saá, C., *Chem. Rev.*, **2003**, 103, 3787.
- ³¹⁴ Chelucci, G., Faloni, M. and Giacomelli, G., *Synthesis*, **1990**, 1121; 'Organocobalt-catalysed synthesis of pyridines', Bönnemann, H. and Brijoux, W., *Adv. Heterocycl. Chem.*, **1990**, 48, 177.
- ³¹⁵ Senaiar, R. S., Young, D. D. and Deiters, A., *Chem. Commun.*, **2006**, 1313.
- ³¹⁶ Suzuki, D., Tanaka, R., Urabe, H. and Sato, F., *J. Am. Chem. Soc.*, **2002**, 124, 3518.
- ³¹⁷ Tekavec, T. N., Zuo, G., Simon, K. and Louie, J., *J. Org. Chem.*, **2006**, 71, 5834.
- ³¹⁸ Yamamoto, Y., Takagishi, H. and Itoh, K., *Org. Lett.*, **2001**, 3, 2117.
- ³¹⁹ Clauson-Kaas, N., Elmings, N. and Zdeněk, *Acta Chem. Scand.*, **1955**, 9, 1, 9, 14, 23, and 30; Clauson-Kaas, N., Petersen, J. B., Sorensen, G. O., Olsen, G., and Jansen, G., *Acta Chem. Scand.*, **1965**, 19, 1146.
- ³²⁰ Abbiati, G., Arcadi, A., Bianchi, G., Giuseppe, S. D., Marinelli, F. and Rossi, E., *J. Org. Chem.*, **2003**, 68, 6959.
- ³²¹ Gangadasu, B., Narender, P., Kumar, S. B., Ravinder, M., Rao, B. A., Ramesh, Ch., Raju, B. C. and Rao, V. J., *Tetrahedron*, **2006**, 62, 8398.
- ³²² Frank, R. C., Pilgrim, F. J. and Riener, E. F., *Org. Synth., Coll. Vol. IV*, **1963**, 451.

- ³²³ Chumakov, Yu I. and Sherstyuk, V. P., *Tetrahedron Lett.*, **1965**, 129.
- ³²⁴ Waldner, A., *Synth. Commun.*, **1989**, *19*, 2371.
- ³²⁵ Harris, S. A. and Folkers, K., *J. Am. Chem. Soc.*, **1939**, *61*, 1245.
- ³²⁶ Harris, E. E., Firestone, R. A., Pfister, K., Boettcher, R. R., Cross, F. J., Currie, R. B., Monaco, M., Peterson, E. R. and Reuter, W., *J. Org. Chem.*, **1962**, *27*, 2705; Doktorova, N. D., Ionova, L. V., Karpeisky, M. Ya., Padyukova, N. Sh., Turchin, K. F. and Florentiev, V. L., *Tetrahedron*, **1969**, *25*, 3527.
- ³²⁷ Cruskie, M. P., Zoltewicz, J. A. and Abboud, K. A., *J. Org. Chem.*, **1995**, *60*, 7491.
- ³²⁸ Chang, C.-Y., Liu, H.-M. and Chow, T. J., *J. Org. Chem.*, **2006**, *71*, 6302.

9

Quinolines and Isoquinolines: Reactions and Synthesis



Quinoline is a high-boiling liquid; isoquinoline is a low-melting solid; each has a sweetish odour. Both bases have been known for a long time: quinoline was first isolated from coal tar in 1834, isoquinoline from the same source in 1885. Shortly after the isolation of quinoline from coal tar, it was also recognised as a pyrolytic degradation product of cinchonamine, an alkaloid closely related to quinine, from which the name quinoline is derived; the word quinine, in turn, derives from *quina*, a Spanish version of a local South American name for the bark of quinine-containing *Cinchona* species.

9.1 Reactions with Electrophilic Reagents

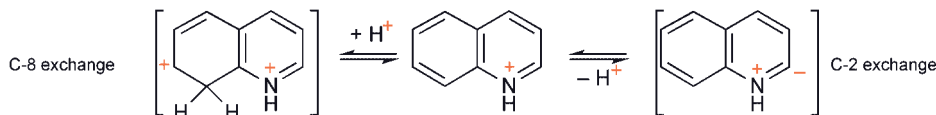
9.1.1 Addition to Nitrogen

All the reactions noted in this category for pyridine (see 8.1.1), which involve donation of the nitrogen lone pair to electrophiles, also occur with quinoline and isoquinoline and little further comment is necessary, for example the respective pK_{aH} values, 4.94 and 5.4, show them to be of similar basicity to pyridine. Each, like pyridine, readily forms an *N*-oxide and quaternary salts.

9.1.2 Substitution at Carbon

9.1.2.1 Proton Exchange

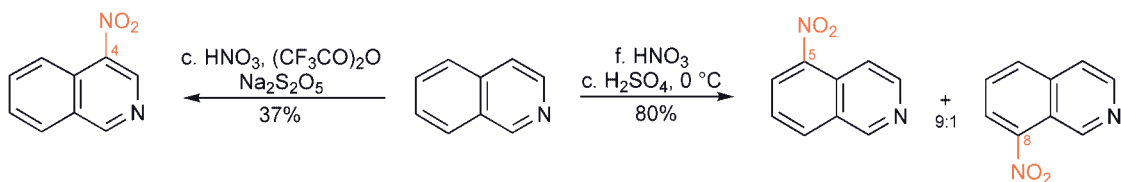
Benzene ring *C*-protonation, and thence exchange, *via N*-protonated quinoline, requires strong sulfuric acid and occurs fastest at C-8, then at C-5 and C-6; comparable exchange in isoquinoline takes place somewhat faster at C-5 than at C-8.¹ At lower acid strengths each system undergoes exchange α to nitrogen, at C-2 for quinoline and C-1 for isoquinoline. These processes involve a zwitterion produced by deprotonation of the *N*-protonated heterocycle.



9.1.2.2 Nitration (see also 9.3.1.2)

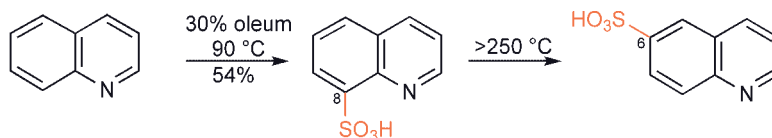
The positional selectivity for proton exchange is partly mirrored in nitrations, quinoline gives approximately equal amounts of 5- and 8-nitroquinolines, whereas isoquinoline produces almost exclusively the

5-nitro-isomer;² mechanistically the substitutions involve nitronium ion attack on the *N*-protonated heterocycles. Nitration in the pyridine ring, at a position β to the heteroatom, can be achieved via the Baake–Katritzky protocol (8.1.2.2).³ 7-Nitroisoquinoline can be obtained by nitration of 1,2,3,4-tetrahydroisoquinoline and then dehydrogenation of the hetero ring with potassium nitrosodisulfonate.⁴



9.1.2.3 Sulfonation

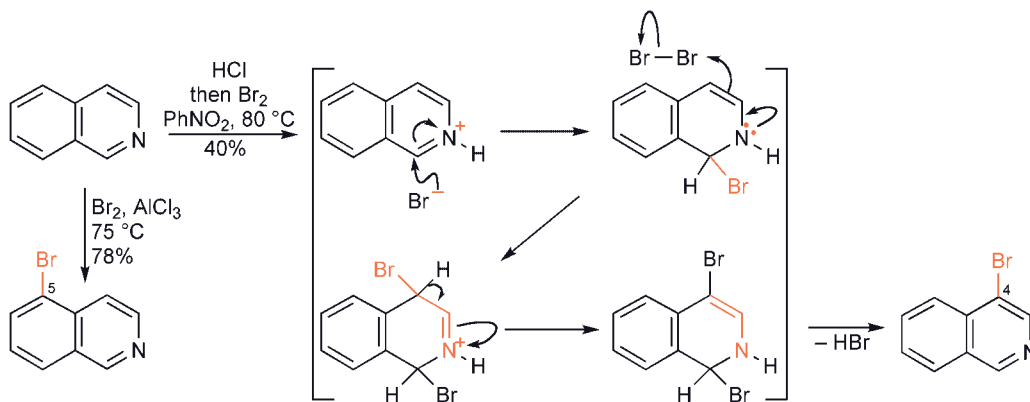
Sulfonation of quinoline gives largely the 8-sulfonic acid, whereas isoquinoline affords the 5-acid.⁵ Reactions at higher temperatures produce other isomers, under thermodynamic control, for example both quinoline 8-sulfonic acid and quinoline 5-sulfonic acid are isomerised to the 6-acid.⁶



9.1.2.4 Halogenation

Ring substitution of quinoline and isoquinoline by halogens is rather complex, products depending on the conditions used.⁷ In concentrated sulfuric acid, quinoline gives a mixture of 5- and 8-bromo derivatives; comparably, isoquinoline is efficiently converted into the 5-bromo-derivative in the presence of aluminium chloride,⁸ or with *N*-bromosuccinimide in concentrated sulfuric acid.⁹

Introduction of halogen to the hetero-rings occurs under remarkably mild conditions in which halide addition to a salt initiates the sequence. Thus treatment of quinoline or isoquinoline hydrochlorides with bromine produces 3-bromoquinoline and 4-bromoisoquinoline, respectively, as illustrated below for the latter.¹⁰



9.1.2.5 Acylation and Alkylation

There are no generally useful processes for the introduction of carbon substituents by electrophilic substitution of quinolines or isoquinolines, except for a few examples in which a ring has a strong electron-releasing substituent, for example 4-dimethylaminoquinoline undergoes smooth trifluoroacetylation at C-3.¹¹

9.2 Reactions with Oxidising Agents

It requires vigorous conditions to degrade a ring in quinoline and isoquinoline: examples of attack at both rings are known, though degradation of the benzene ring, generating pyridine diacids, should be considered usual;¹² ozonolysis can be employed to produce pyridine dialdehydes,¹³ or after subsequent hydrogen peroxide treatment, diacids.¹⁴ Electrolytic oxidation of quinoline is the optimal way to convert quinoline into pyridine-2,3-dicarboxylic acid ('quinolinic acid')¹⁵; alkaline potassium permanganate converts isoquinoline into a mixture of pyridine-3,4-dicarboxylic acid ('cinchomeric acid') and phthalic acid.¹⁶

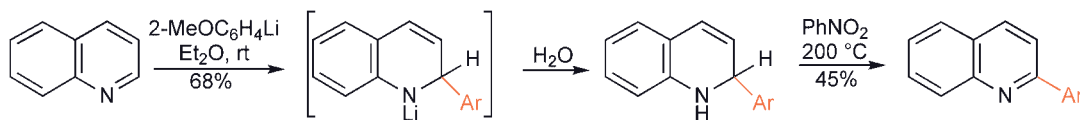
9.3 Reactions with Nucleophilic Reagents

9.3.1 Nucleophilic Substitution with 'Hydride' Transfer

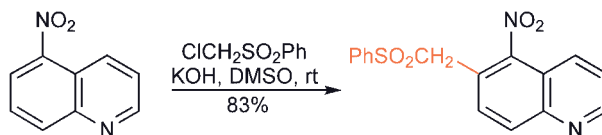
Reactions of this type occur fastest at C-2 in quinoline and at C-1 in isoquinolines.

9.3.1.1 Alkylation and Arylation

The immediate products of addition of alkyl and aryl Grignard reagents and alkyl- and aryllithiums are dihydro-quinolines and -isoquinolines and can be characterised as such, but can be oxidised to afford the C-substituted, re-aromatised heterocycles; illustrated below is a 2-arylation of quinoline.¹⁷

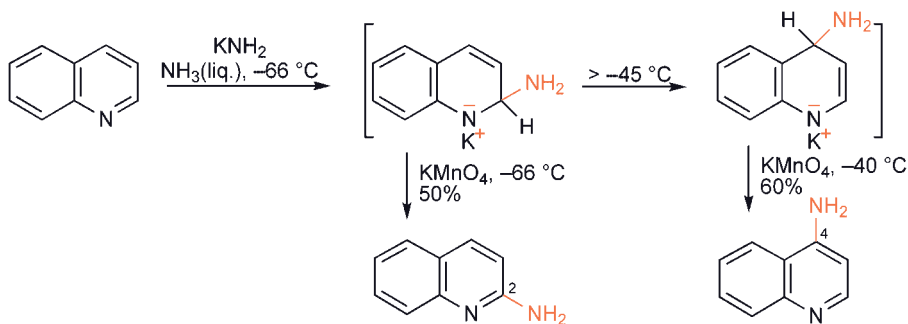


Vicarious nucleophilic substitution (3.3.3) allows the introduction of substituents into nitroquinolines: cyanomethyl and phenylsulfonylmethyl groups, for example, can be introduced *ortho* to the nitro group, in 5-nitroquinolines at C-6 and in 6-nitroquinolines at C-5.^{18,19}

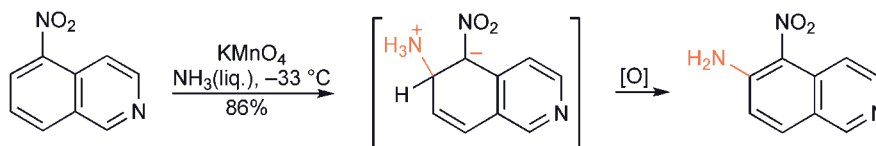


9.3.1.2 Amination²⁰ and Nitration

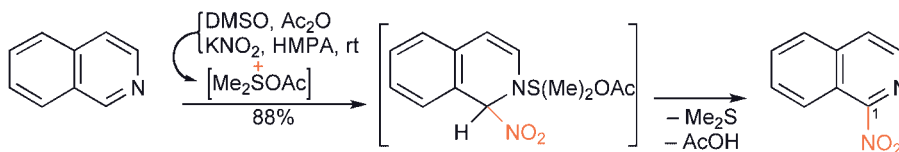
Sodium amide reacts rapidly and completely with quinoline and isoquinoline, even at -45 °C, to give dihydro-adducts with initial amide attack at C-2 (main) and C-4 (minor) in quinoline, and C-1 in isoquinoline. The quinoline 2-adduct rearranges to the more stable 4-aminated adduct at higher temperatures.²¹ Oxidative trapping of the quinoline adducts provides 2- or 4-aminoquinoline;²² isoquinoline reacts with potassium amide in liquid ammonia at room temperature to give 1-aminoisoquinoline.²³



Oxidative aminations are possible at other quinoline and isoquinoline positions, even on the benzene ring, providing a nitro group is present to promote the nucleophilic addition.²⁴

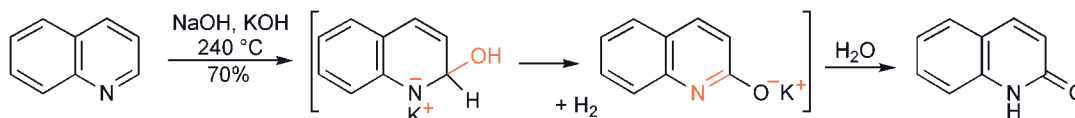


The introduction of a nitro group at C-1 in isoquinolines can be achieved using a mixture of potassium nitrite, dimethylsulfoxide and acetic anhydride.²⁵ The key step is the nucleophilic addition of nitrite to the heterocycle previously quaternised by reaction at nitrogen with a complex of dimethylsulfoxide and the anhydride.



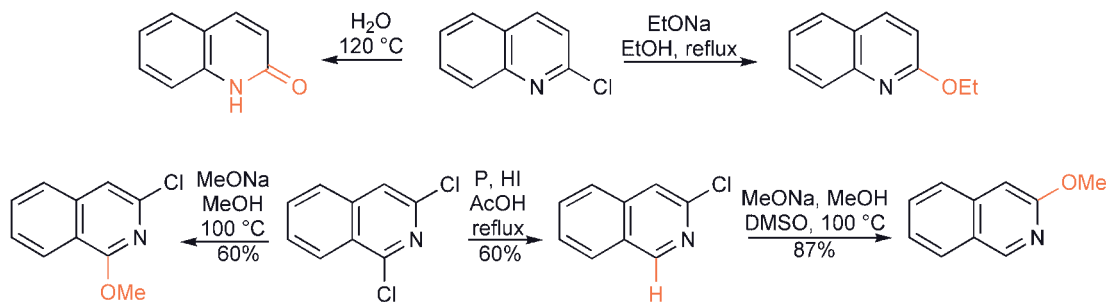
9.3.1.3 Hydroxylation

Both quinoline and isoquinoline can be directly hydroxylated with potassium hydroxide at high temperature with the evolution of hydrogen.²⁶ 2-Quinolone ('carbostyryl') and 1-isoquinolone ('isocarbostyryl') are the isolated products.

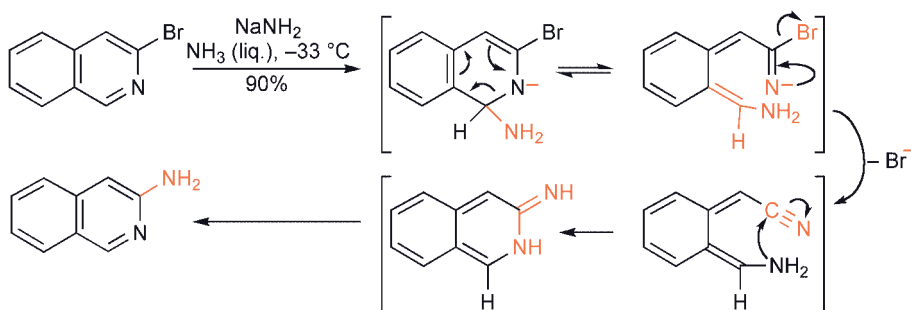


9.3.2 Nucleophilic Substitution with Displacement of Good Leaving Groups

The main principle here is that halogen on the homocyclic rings of quinoline and isoquinoline, and at the quinoline-3- and the isoquinoline-4 positions, behaves as would a halo-benzene. In contrast, 2- and 4-haloquinolines and 1-halo-isoquinolines have the same susceptibility as α - and γ -halopyridines (see 8.3.2). 3-Halo-isoquinolines are intermediate in their reactivity to nucleophiles.²⁷

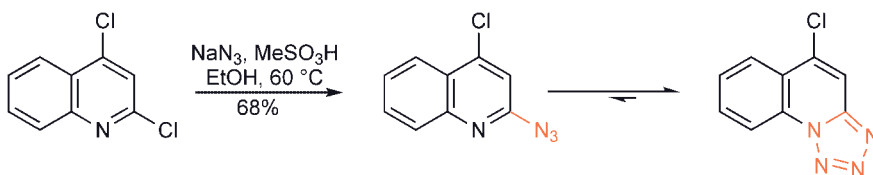


An apparent exception to the relative unreactivity of 3-halo-isoquinolines is provided by the reaction of 3-bromoisoquinoline with sodium amide. Here, a different mechanism, known by the acronym ANRORC (Addition of Nucleophile, Ring Opening and Ring Closure), leads to the product, apparently of direct displacement, but in which a switching of the ring nitrogen to become the substituent nitrogen, has occurred.²⁸



A useful method for the conversion of quinoline-2- and -4- and isoquinoline-1-chlorides into iodides utilizes the hydrochloride salt of the heterocycle in reaction with sodium iodide in hot acetonitrile; presumably it is the *N*-protonated species that is attacked by the iodide.²⁹

The reaction of 2,4-dichloroquinolines with an equivalent of sodium azide results in selective displacement at the 4-position, but, if an acid is added, the 2-position is preferred; the 2-azides exist as a ring/chain mixture, the tricyclic tetrazolo[1,5-*a*]quinoline predominating.³⁰

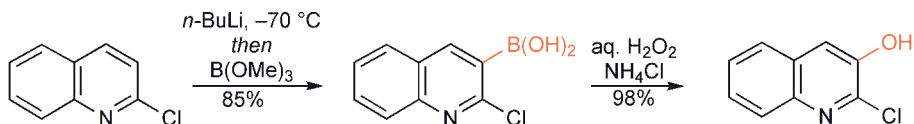


9.4 Metallation and Reactions of *C*-Metallated Quinolines and Isoquinolines

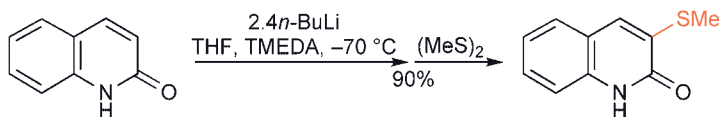
9.4.1 Direct Ring *C*-H Metallation

Direct lithiation, i.e. *C*-deprotonation of quinolines³¹ requires an adjacent substituent, such as chlorine, fluorine or alkoxy. Historically, what is probably the first ever strong base *C*-lithiation of a six-membered heterocycle was the 3-lithiation of 2-ethoxyquinoline.³² Both 4- and 2-dimethylaminocarbonyloxyquinolines lithiate at *C*-3; 4-pivaloylaminoquinoline lithiates at the *peri* position, *C*-5. Quinolines with an *ortho*-directing

group at C-3 lithiate at C-4, not at C-2.³³ Quinoline 2-, 3- and 4-carboxylic acids C-lithiate (C-3, C-4 and C-3 respectively) using two mole equivalents of lithium tetramethylpiperide.³⁴

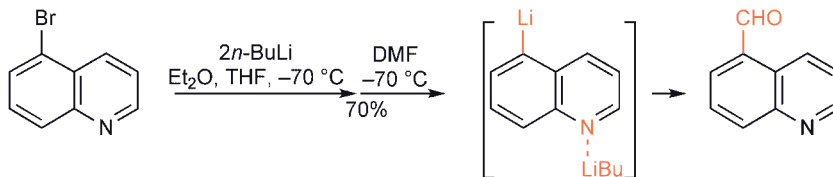


2-Lithiation of 1-substituted 4-quinolones³⁵ and 3-lithiation of 2-quinolone³⁶ provides derivatives with the usual nucleophilic propensity, as illustrated below.

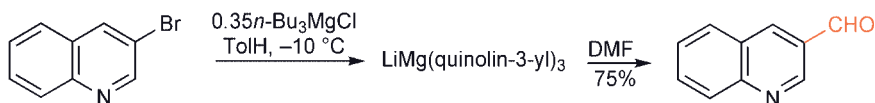


9.4.2 Metal–Halogen Exchange

The preparation of lithio-quinolines and -isoquinolines *via* metal–halogen exchange is complicated by competing nucleophilic addition, however the use of low temperatures does allow metal–halogen exchange at both pyridine³⁷ and benzene ring positions³⁸ in quinolines, and the isoquinoline-1-³⁶ and 4-positions,³⁹ subsequent reaction with electrophiles generating *C*-substituted products. It seems that for benzene ring lithiation, two mole equivalents of butyllithium are necessary so that one equivalent can associate with the ring nitrogen, as suggested below.

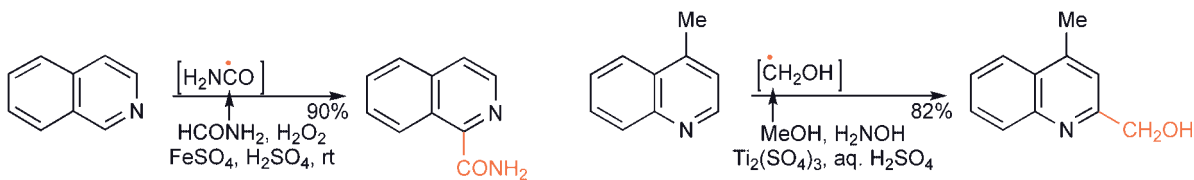


Quinolinylzinc reagents can be produced by reaction of a halide with activated zinc,⁴⁰ and 2-, 3- and 4-bromoquinolines can be converted into the corresponding lithium tri(quinolyl)magnesates at $-10\text{ }^{\circ}\text{C}$ by treatment with $n\text{-Bu}_3\text{MgLi}$ in THF or toluene, the 3-isomer giving the best yields of final products.⁴¹



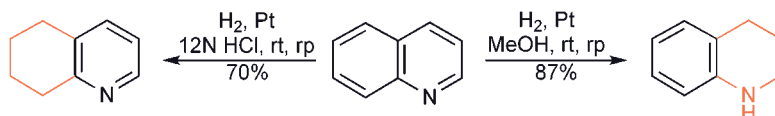
9.5 Reactions with Radicals

Regioselective substitutions can be achieved α to the nitrogen, with nucleophilic radicals, in acid solution – the Minisci reaction (3.4.1).



9.6 Reactions with Reducing Agents

Selective reduction of either the pyridine or the benzene rings in quinoline and isoquinoline can be achieved: the heterocyclic ring is reduced to the tetrahydro level by sodium cyanoborohydride in acid solution,⁴² by sodium borohydride in the presence of nickel(II) chloride,⁴³ by zinc borohydride⁴⁴ or, traditionally, by room temperature and room pressure catalytic hydrogenation in methanol. In strong acid solution it is the benzene ring which is selectively saturated;⁴⁵ longer reaction times can then lead to decahydro derivatives. Treatment of quinoline and isoquinoline with sodium borohydride in a mixture of acetic acid and acetic anhydride gives good yields of *N*-acetyl-1,2-dihydro derivatives.⁴⁶



Lithium in liquid ammonia conditions can produce 1,4-dihydroquinoline⁴⁷ and 3,4-dihydroisoquinoline.⁴⁸ Conversely, lithium aluminium hydride reduces generating 1,2-dihydroquinoline⁴⁹ and 1,2-dihydroisoquinoline.⁵⁰ These dihydro-heterocycles⁵¹ can be easily oxidised back to the fully aromatic systems, or disproportionate,⁵² especially in acid solution, to give a mixture of tetrahydro and re-aromatised compounds. Stable dihydro-derivatives (see also 9.13) can be obtained by trapping following reduction, as a urethane, by reaction with a chloroformate.⁵³ Quaternary salts of quinoline and isoquinoline are particularly easily reduced, either catalytically or with a borohydride in protic solution, giving 1,2,3,4-tetrahydro-derivatives.



9.7 Electrocyclic Reactions (Ground State)

The tendency for relatively easy nucleophilic addition to the pyridinium ring in isoquinolinium salts is echoed in the cycloaddition (shown above) of electron-rich dienophiles such as ethoxyethene, which is reversed on refluxing in acetonitrile.⁵⁴

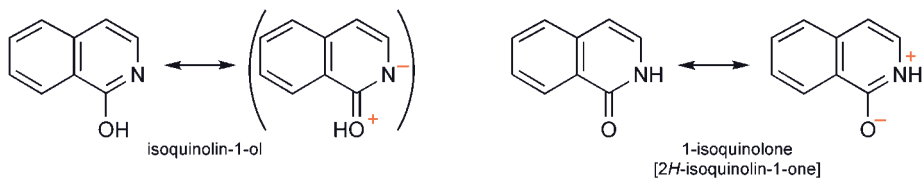
9.8 Photochemical Reactions

Of a comparatively small range of photochemical reactions described for quinolines and isoquinolines, perhaps the most intriguing are some hetero-ring rearrangements of quaternary derivatives, which can be illustrated by the ring expansions of their *N*-oxides to 3,1-benzoxazepines.⁵⁵ As with 2-pyridones, 2-quinolones undergo 2+2 photo-dimerisation involving the C-3–C-4 double bond.⁵⁶

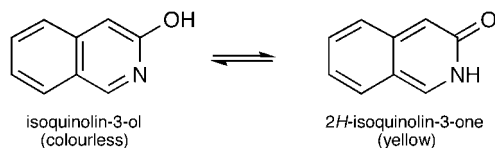
9.9 Oxy-Quinolines and Oxy-Isoquinolines

Quinolinsols and isoquinolinsols in which the oxygen is at any position other than C-2 or C-4 for quinolines and C-1 or C-3 for isoquinolines are true phenols i.e. have an hydroxyl group, though they exist in equilibrium with variable concentrations of zwitterionic structures, with the nitrogen protonated and the oxygen deprotonated. They show the typical reactivity of naphthols.⁵⁷ 8-Quinolinsol has long been used in analysis as a chelating agent, especially for Zn(II), Mg(II) and Al(III) cations; the Cu(II) chelate is used as a fungicide.

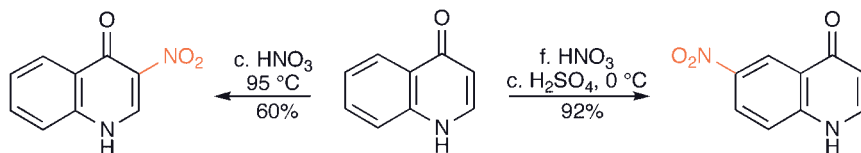
2-Quinolone (strictly 2(1*H*)-quinolinone), 4-quinolone⁵⁸ and 1-isoquinolone are completely in the carbonyl tautomeric form⁵⁹ for all practical purposes – the hydroxyl tautomers lack a favourable polarised resonance contribution, as illustrated below for 1-isoquinolone.



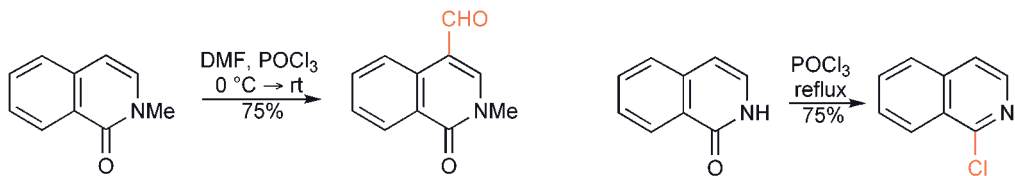
In 3-oxy-isoquinoline there is an interesting and instructive situation: here the two tautomers are of comparable stability. 3-Isoquinolinol is dominant in dry ether solution, 3-isoquinolone is dominant in aqueous solution. A colourless ether solution of 3-isoquinolinol turns yellow on addition of a little methanol because of the production of some of the carbonyl tautomer. The similar stabilities are the consequence of the balancing of two opposing tendencies: the presence of an amide unit in 3-isoquinolone forces the benzene ring into a less favoured quinoid structure; conversely, the complete benzene ring in isoquinolinol necessarily means loss of the amide unit and its contribution to stability. One may contrast this with 1-isoquinolone which has an amide, as well as a complete benzene unit.⁶⁰



The position of electrophilic substitution of quinolones and isoquinolones depends upon the pH of the reaction medium. Each type protonates on carbonyl oxygen, so reactions in strongly acidic media involve attack on this cation and therefore in the benzene ring: the contrast is illustrated below by the nitration of 4-quinolone at different acid strengths.⁶¹ The balance between benzene ring and unprotonated heterocyclic ring selectivity is small, for example 2-quinolone chlorinates preferentially, as a neutral molecule, at C-6, and only secondly at C-3.



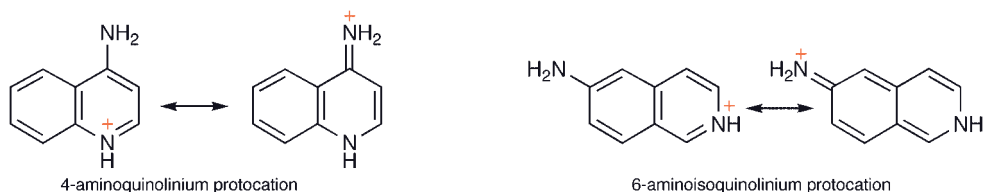
Strong acid-catalysed H-exchange of 2-quinolone proceeds fastest at C-6 and C-8; of 1-isoquinolone at C-4, then at C-5–C-7.⁶² This is echoed in various electrophilic substitutions, for example formylation.⁶³



The carbonyl tautomers deprotonate at N–H, generating ambident anions that can react at either oxygen or nitrogen, depending on the exact conditions; for example *O*-alkylation can be achieved with silver carbonate.⁶⁴ They are converted, as with the pyridones, into halo-quinolines and halo-isoquinolines⁶⁵ by reaction with phosphorus halides.

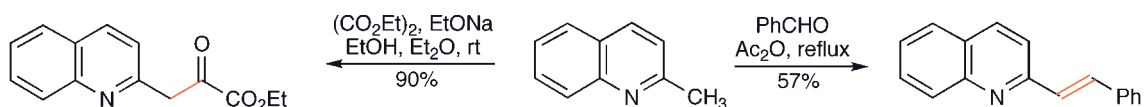
9.10 Amino-Quinolines and Amino-Isoquinolines

Amino-quinolines and -isoquinolines exist as amino tautomers and all protonate on ring nitrogen. Only 4-aminoquinoline shows appreciably enhanced basicity (pK_{aH} 9.2); the most basic amino-isoquinoline is the 6-isomer (pK_{aH} 7.2), indeed this is the most basic of all the benzene-ring-substituted amino-quinolines and -isoquinolines.



9.11 Alkyl-Quinolines and Alkyl-Isoquinolines

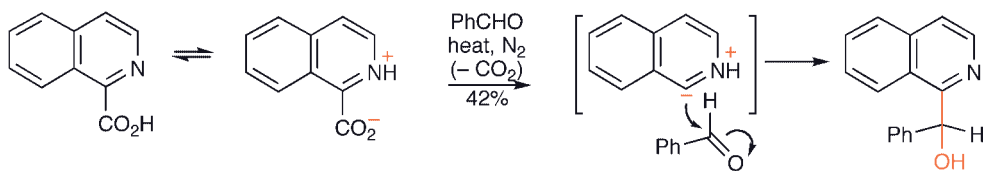
The particular acidity of the protons of pyridine α - and γ -alkyl groups is echoed by quinoline-2-⁶⁶ and 4-alkyl groups and by alkyl at the isoquinoline 1-position, but to a much lesser extent by alkyl at isoquinoline C-3. Condensation reactions with alkyl groups at these activated positions can be achieved in either basic or acidic media; the key nucleophilic species in the latter cases is probably an enamine,⁶⁷ or enamide,⁶⁸ and in the former, a side-chain carbanion.⁶⁹



The selectivity is nicely illustrated by the oxidation of only the 2-methyl of 2,3,8-trimethylquinoline with selenium dioxide, giving the 2-aldehyde.⁷⁰

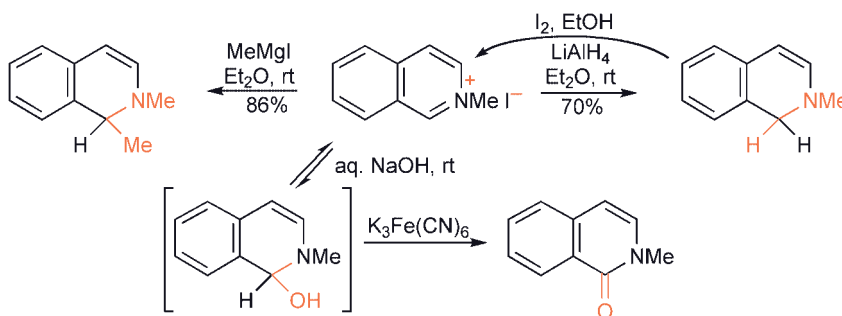
9.12 Quinoline and Isoquinoline Carboxylic Acids and Esters

There is little to differentiate these derivatives from benzenoid acids and esters, save for the easy decarboxylation of quinoline-2- and isoquinoline-1-acids, *via* an ylide that can be trapped with aldehydes as electrophiles – the Hammick reaction.⁷¹ Loss of carbon dioxide from *N*-methylquinolinium-2- and -isoquinolinium-1-acids, and trapping of resulting ylides, can be achieved with stronger heating.⁷²



9.13 Quaternary Quinolinium and Isoquinolinium Salts

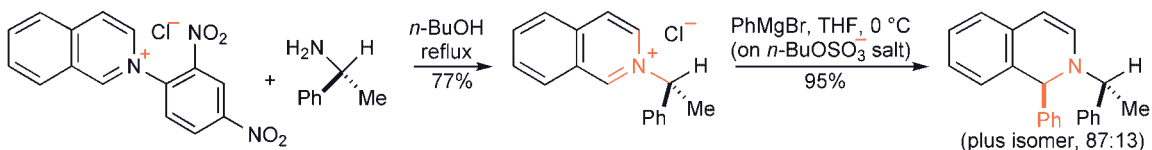
The predominant property of these salts is the ease with which nucleophiles add to the quinolinium-2- and the isoquinolinium-1-positions. Such additions are favoured in these bicyclic compounds since the products retain a complete aromatic benzene ring. Hydroxide, hydride⁷³ and organometallic nucleophiles all add with facility, though the resulting dihydroaromatic products require careful handling if they are not to disproportionate or be oxidised.⁷⁴ This approach can give 2-trifluoromethyl-quinolines: CF_3 carbanion (from trifluoro(trimethylsilyl)methane and fluoride) is added to an *N*-(*para*-methoxybenzyl)-quinolinium salt, then the *N*-substituent is removed and oxidation to the aromatic level achieved with ceric ammonium nitrate.⁷⁵



The position of fastest addition to quinolinium salts is C-2, but with reversible reactions, a thermodynamic adduct with the addend at C-4 and the residual double bond in conjugation with the nitrogen, can be obtained.⁷⁶

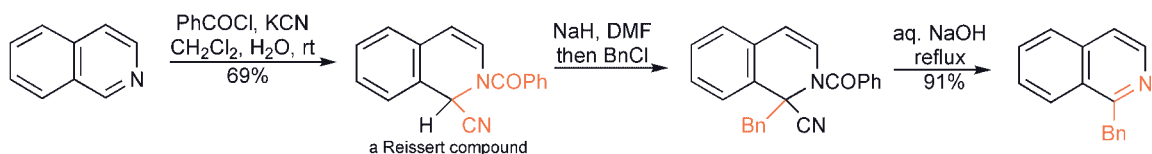


The Zincke salt (*N*-(2,4-dinitrophenyl) salt) of isoquinoline⁷⁷ is easily transformed into chiral isoquinolinium salts on reaction with chiral amines – an ANRORC sequence in which the nitrogen of the chiral amine ends up as the nitrogen of the isoquinolinium product⁷⁸ – nucleophilic addition of Grignard reagents to these salts shows good stereoselectivity.⁷⁹

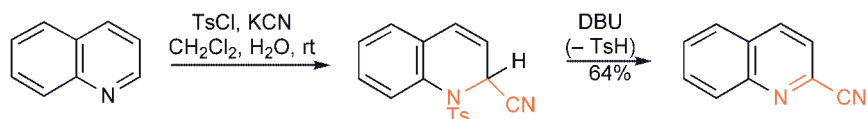


More practically significant, are the many examples of nucleophilic addition to salts in which an *N*-substituent conjugates with the nitrogen, and thus stabilizes the product – Reissert compounds were the first examples. These are produced by cyanide addition to an *N*-acyl-quinolinium or -isoquinolinium salt; in the classical process⁸⁰ the acylating agent is benzoyl chloride. Reissert compounds⁸¹ are traditionally prepared using a dichloromethane–water two-phase medium; improvements include utilising phase-transfer

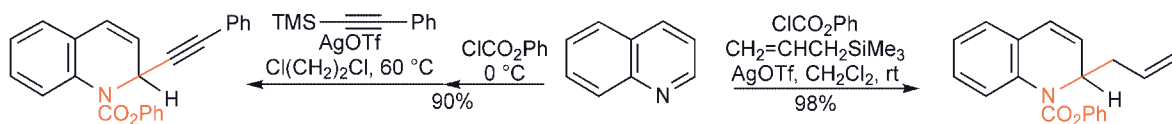
catalysts with ultrasound⁸² or crown ether catalysis.⁸³ Stereoselectivity can be achieved by the use of chiral acylating agents.⁸⁴



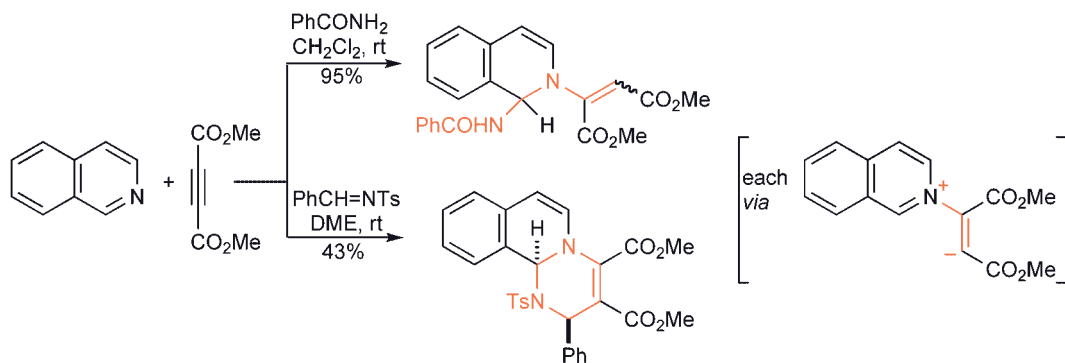
Reissert compounds have utility in a number of ways: deprotonation, alkylation and removal of acyl and cyanide groups leads to the corresponding substituted heterocycles. *N*-Sulfonyl analogues of Reissert adducts easily eliminate arylsulfinate, thus providing a method for the introduction of a cyano group.⁸⁵



Allylsilanes will also trap *N*-acyl-quinolinium⁸⁶ and *N*-acyl-isoquinolinium⁸⁷ salts, silyl alkynes will add with silver ion catalysis,⁸⁸ and terminal alkynes using copper(I) iodide.⁸⁹



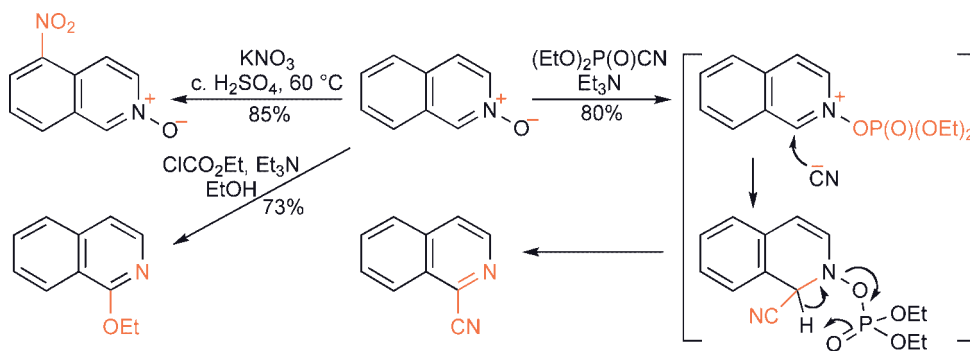
There are many examples of the preparation of stable 1,2-dihydro-isoquinolines *via* *N*⁺-quaternisation with dimethyl acetylenedicarboxylate and then nucleophile addition to the generated iminium unit or its involvement in a subsequent cycloaddition⁹⁰ – two examples are shown below.^{91,92}



9.14 Quinoline and Isoquinoline *N*-Oxides

N-Oxide chemistry in these bicyclic systems largely parallels the processes described for pyridine *N*-oxide, with the additional possibility of benzene ring electrophilic substitution, for example mixed acid nitration of quinoline *N*-oxide takes place at C-5 and C-8 *via* the *O*-protonated species, but at C-4 at lower acid strength;⁹³ nitration of isoquinoline *N*-oxide takes place at C-5.⁹⁴

Diethyl cyanophosphonate converts quinoline and isoquinoline *N*-oxides into the 1- and 2-cyano-heterocycles in high yields in a process which must have *O*-phosphorylation as a first step, and in which the elimination of diethylphosphate may proceed *via* a cyclic transition state;⁹⁵ trimethylsilyl cyanide and diazabicycloundecene effect the same transformation.⁹⁶ A chloroformate and an alcohol convert the *N*-oxides into ethers, as illustrated below for isoquinoline *N*-oxide,⁹⁷ a chloroformate and a Grignard reagent produce 2-substituted quinolines,⁹⁸ and a chloroformate then an isonitrile produce 2-carbamoyl-1,2-dihydro-isoquinolines.⁹⁹



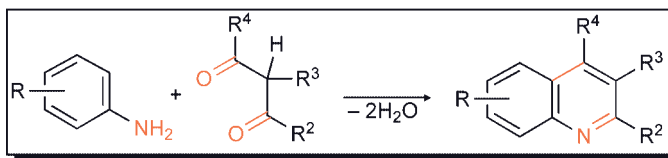
9.15 Synthesis of Quinolines and Isoquinolines

9.15.1 Ring Syntheses

The more generally important approaches to quinoline and isoquinoline compounds from non-heterocyclic precursors are summarised in this section.

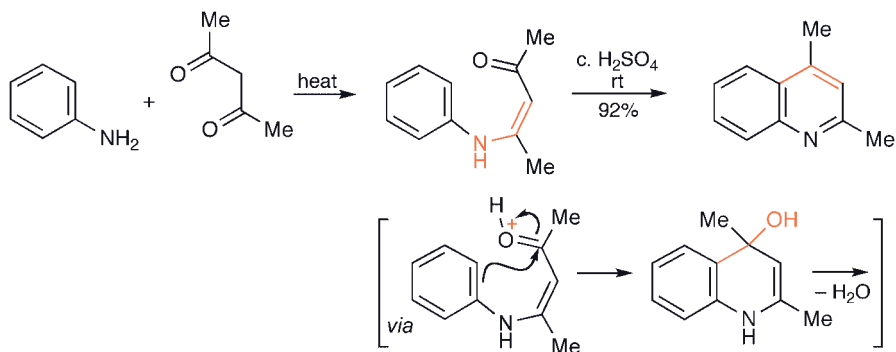
9.15.1.1 Quinolines from Aryl-Amines and 1,3-Dicarbonyl Compounds

Anilines react with 1,3-dicarbonyl compounds to give intermediates which can be cyclised with acid.

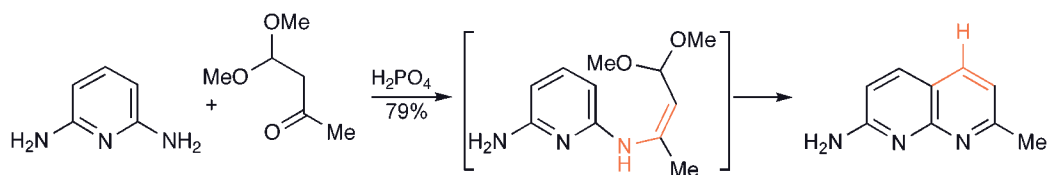


The Combes Synthesis

Condensation of a 1,3-dicarbonyl compound with an arylamine gives a high yield of a β -amino-enone, which can then be cyclised with concentrated acid.¹⁰⁰ Mechanistically, the cyclisation step is an electrophilic substitution by the *O*-protonated amino-enone, followed by loss of water to give the aromatic quinoline.

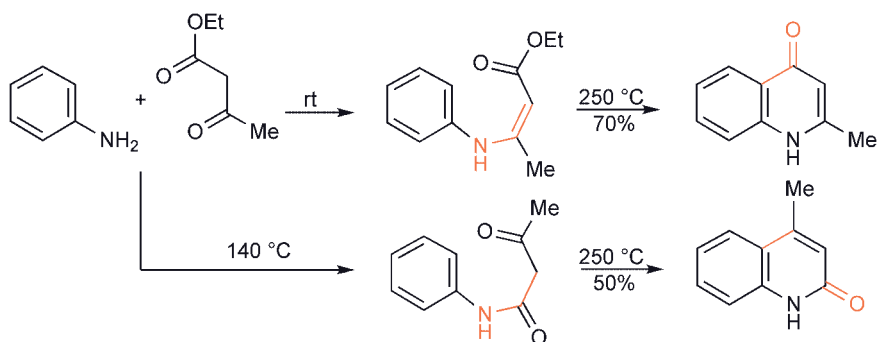


In order to access 4-unsubstituted quinolines, a 1,3-ketoaldehyde, in protected form, guarantees the required regioselectivity; the example below produces a 1,8-naphthyridine¹⁰¹ (pyrido[2,3-*b*]pyridine).¹⁰²

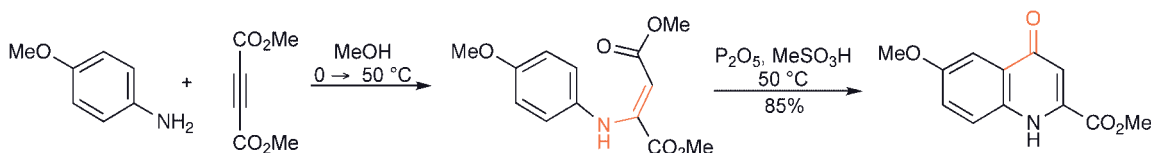


Conrad-Limpach-Knorr Reaction

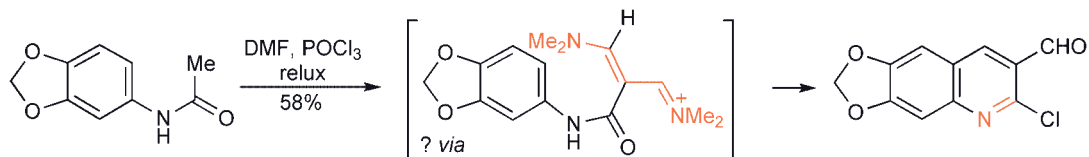
If the 1,3-dicarbonyl component is at the 1,3-keto acid oxidation level, then the product is a quinolone.¹⁰³ Anilines and β -keto esters react at lower temperatures to give the kinetic product, a β -aminoacrylate, cyclisation of which gives a 4-quinolone. At higher temperatures, β -keto acid anilides are formed and cyclisation of these affords 2-quinolones.



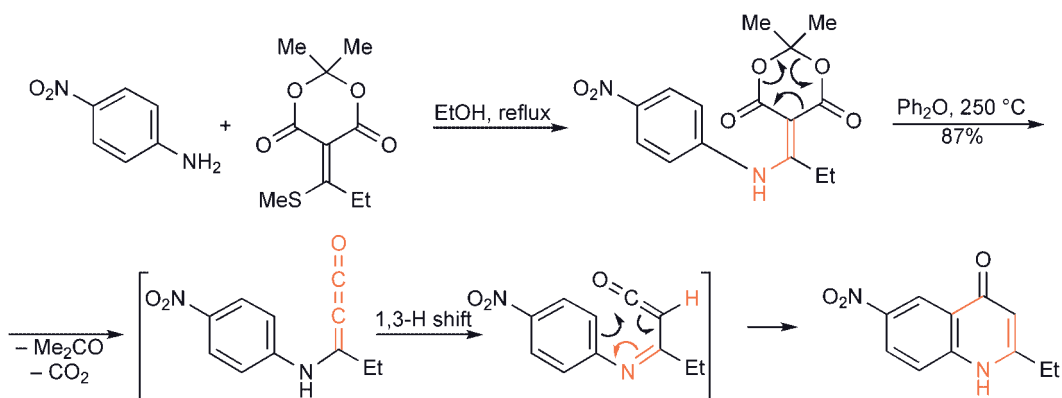
β -Aminoacrylates, for cyclisation to 4-quinolones, are also available *via* the addition of anilines to acetylenic esters^{104,105} or by displacement of ethoxy from ethoxymethylenemalonate ($\text{EtOCH}=\text{C}(\text{CO}_2\text{Et})_2$).¹⁰⁶



Usefully functionalised quinolines are easily accessible from anilines: the *N*-acetyl derivative is simply reacted with the Vilsmeier reagent and a 2-chloro-3-formyl-quinoline results. One may speculate that a 3-formyl-anilide, or an equivalent (shown), is involved, placing this useful reaction into the Combes category.^{107,108}

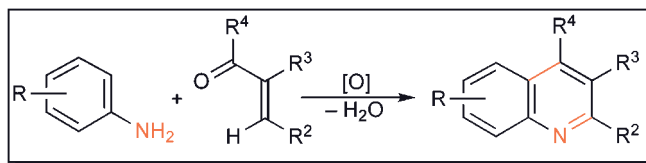


Cyclisations where the benzene ring carries an electron-withdrawing group, which would disfavour the electrophilic cyclising step, can be effected using the variant shown below – the substrate is simply heated strongly – the mechanism of ring closure is probably best viewed as the electrocycloisisation of a 1,3,5-3-azatriene.¹⁰⁹



9.15.1.2 Quinolines from Aryl-Amines and α,β -Unsaturated Carbonyl Compounds

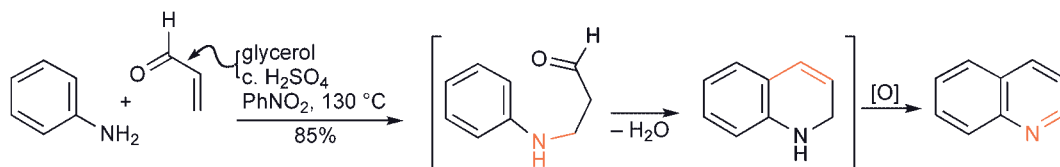
Arylamines react with an α,β -unsaturated carbonyl compound in the presence of an oxidising agent to give quinolines. When glycerol is used as an *in situ* source of acrolein, quinolines carrying no substituents on the heterocyclic ring are produced.



The Skraup Synthesis¹¹⁰

In this extraordinary reaction, quinoline is produced when aniline, concentrated sulfuric acid, glycerol and a mild oxidising agent are heated together.¹¹¹ The reaction has been shown to proceed *via* dehydration of the glycerol to acrolein, to which aniline then adds in a conjugate fashion. Acid-catalysed cyclisation

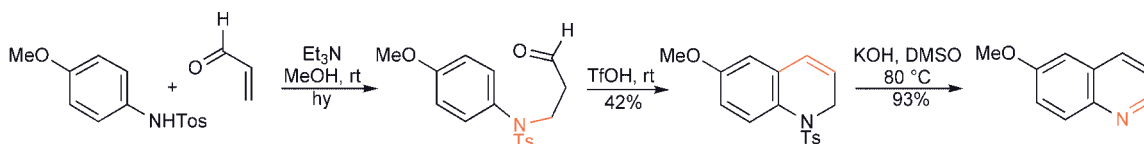
produces a 1,2-dihydro-quinoline, finally dehydrogenated by the oxidising agent – the corresponding nitrobenzene or arsenic acid have been used classically. The Skraup synthesis is best for the ring synthesis of quinolines unsubstituted on the hetero-ring.¹¹²



In principle, *meta*-substituted arylamines could give rise to both 5- and 7-substituted quinolines. In practice, electron-donating substituents direct ring closure *para*, thus producing 7-substituted-quinolines; *meta*-halo-aryl-amines produce mainly the 7-halo-isomer. Arylamines with a strong electron-withdrawing *meta*-substituent give rise mainly to the 5-substituted quinoline.

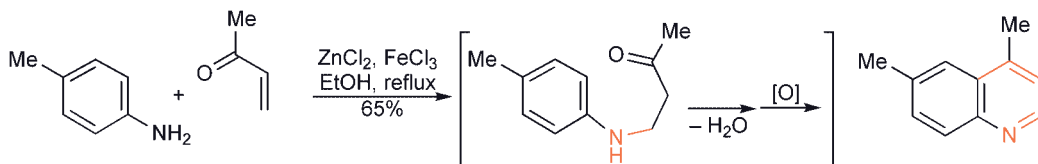
Skraup syntheses sometimes become very vigorous and care must be taken to control their potential violence; pre-forming the Michael adduct and using an alternative oxidant (*p*-chloranil is the best) has been shown to be advantageous in terms of yield and as a better means for controlling the reaction.¹¹³

A more controlled, stepwise variant utilises an *N*-tosyl-aniline, carrying out the conjugate addition first, the ring closure second, and the aromatisation *via* the elimination of toluenesulfonate, each of the intermediates being isolated.¹¹⁴

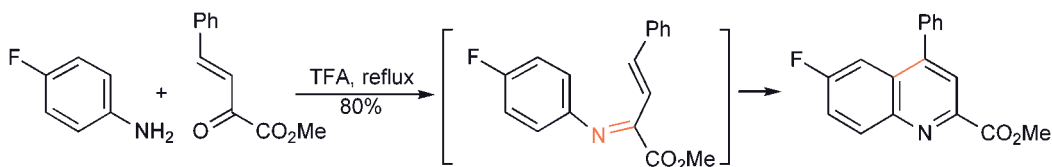


Doebner–Miller Synthesis

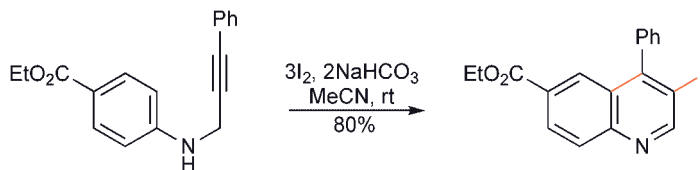
The use of an enone confirms the mechanism, showing that interaction of the aniline amino group with the carbonyl group is *not* the first step, and this variation is known as the Doebner–Miller synthesis.



Improvements to the regime for Doebner–Miller ring closures include the use of a two-phase organic/aqueous acid system¹¹⁵ to minimize alkene polymerization and the use of indium(III) chloride on silica with microwave irradiation.¹¹⁶ It is significant that the accepted and proved regiochemistry for these cyclisations is *reversed* when the reaction is carried out in trifluoroacetic acid, imine formation being the first step, at least for unsaturated 2-keto esters.¹¹⁷

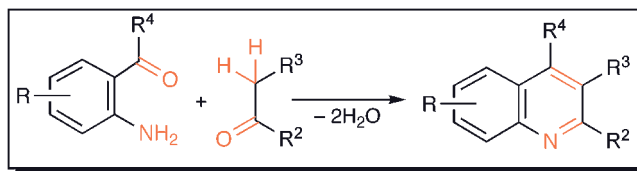


1-(Arylamino)prop-2-yne are at the same oxidation level as the intermediates in the Skraup and Doebner–Miller strategies. The cyclising step for such substrates requires electrophilic activation of the alkyne, the electrophile ending at the quinoline 3-position.¹¹⁸



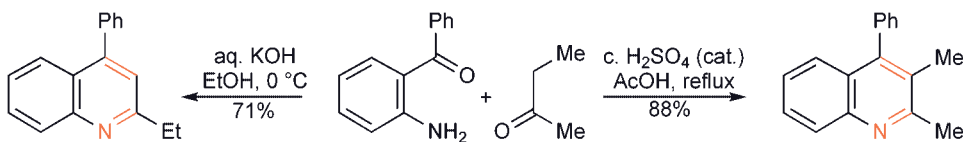
9.15.1.3 Quinolines from *ortho*-Acyl-Arylamines and Carbonyl Compounds

ortho-Acyl-arylamines react with ketones having an α -methylene to give quinolines.

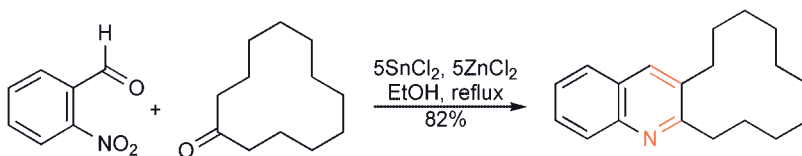


The Friedländer Synthesis¹¹⁹

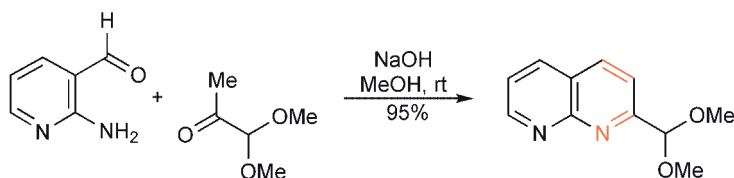
This route has been used extensively for the synthesis of substituted quinolines. In the original sequence, an *ortho*-acyl-arylamine¹²⁰ is condensed with a ketone or aldehyde (which must contain an α -methylene group) by base or acid catalysis to yield the quinoline. The orientation of condensation depends on the regioselectivity of enolate or enol formation.¹²¹ Control of regiochemistry can be obtained by using a removable phosphonate, to direct enolisation, as in $\text{RCOCH}_2\text{P}(\text{O})(\text{OMe})_2$.¹²² 2-Substituted quinolines can be obtained regioselectively from methyl ketones using pyrrolidine as catalyst.¹²³



Several improved conditions are available: the use of toluenesulfonic acid,¹²⁴ molecular iodine,¹²⁵ chlorotrimethylsilane,¹²⁶ dodecylphosphonic acid¹²⁷ and sodium tetrachloroaurate(III) (NaAuCl_4) all produce excellent yields of structurally varied quinolines. *ortho*-Aminobenzyl-alcohol can serve as starting material, being oxidized to the amino-aldehyde *in situ*, which then takes part in the condensation, using catalytic copper(II) chloride and potassium hydroxide under oxygen.¹²⁸ One can also utilize *ortho*-nitrobenzaldehyde, carrying out reduction to amine *and* condensation in one pot utilising a mixture of tin(II) chloride and zinc chloride.¹²⁹

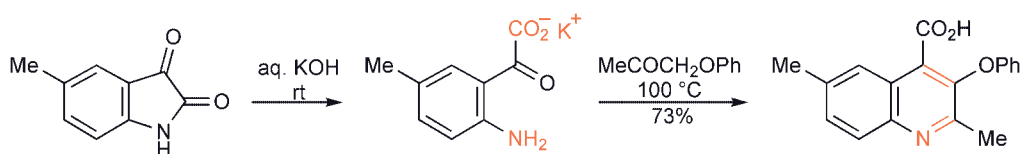


Naphthyridines can also be obtained utilising the Friedländer strategy.^{122,123,130}



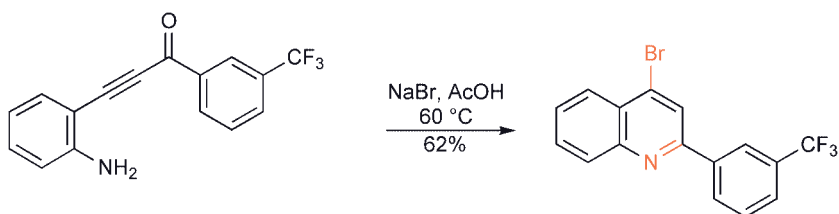
The Pfitzinger Synthesis

Hydrolysis of isatins, which are easy to synthesise (20.16.4), gives *ortho*-aminoaryl-glyoxylates, which react with ketones affording quinoline-4-carboxylic acids.¹³¹ The carboxylic acid group can be removed, if required, by pyrolysis with calcium oxide.

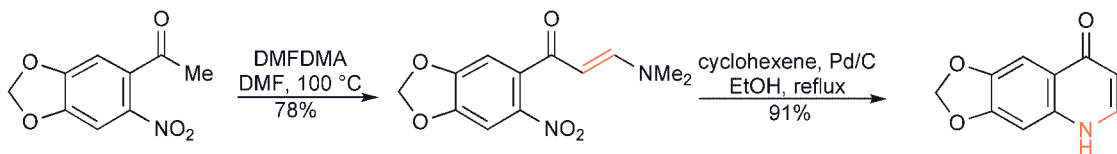


9.15.1.4 Quinolines by Forming the N–C-2 Bond

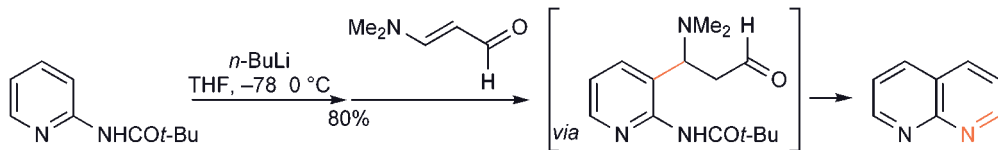
Conjugate addition of a nucleophile to an alkynyl ketone unit *ortho* to amino allows interaction of the amine and carbonyl groups and thus the formation of a quinoline.¹³²



The ring closure of *ortho*-nitroaryl-dimethylaminomethylene ketones is related and produces 4-quinolones *via* selective reduction of the nitro group and then cyclisation.¹³³

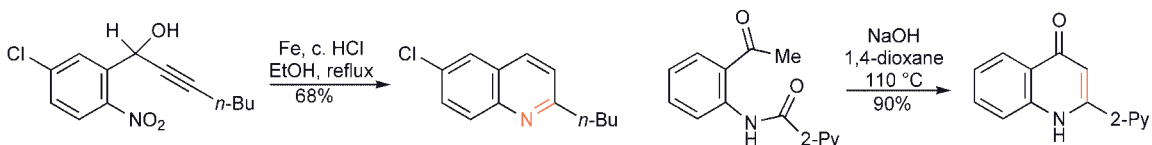


Also in this category is the generation of the cyclisation intermediate by reacting an *ortho*-lithiated *N*-acyl-aniline with a vinamidinium salt.¹³⁴ A dimethylaminomethylene-ketone was used for the related reaction of 3-lithiated 2- or 4-acylamino-pyridines, probably *via* the intermediate shown.¹³⁵



9.15.1.5 Other Methods for Quinolines

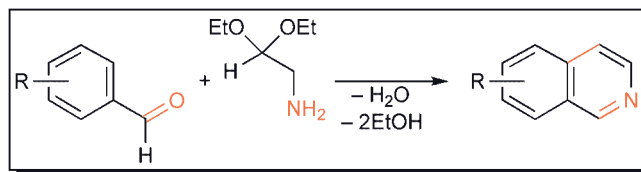
Ring closure of *ortho*-aminoaryl-alkynyl-carbinols, readily available by acetylide addition to an aryl-ketone or -aldehyde, can be achieved with copper or palladium catalysis.¹³⁶ Comparable *ortho*-nitroaryl-carbinols undergo nitro group reduction and ring closure simply by treatment with a metal/acid combination.¹³⁷



Palladium-catalysed amidation of halo-arenes allows simple assembly of precursors (above) to 4-quinolones, in which the 2,3-bond is formed by base-catalysed condensation.¹³⁸

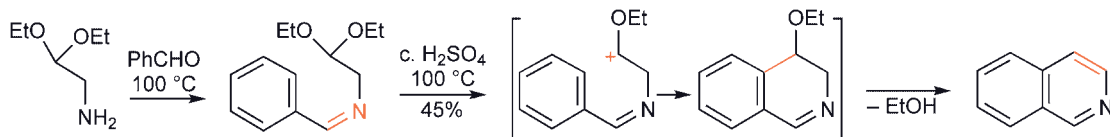
9.15.1.6 Isoquinolines from Aryl-aldehydes and Aminoacetal

Aromatic aldehydes react with aminoacetal (2,2-diethoxyethanamine) to generate imines that can be cyclised with acid to isoquinolines carrying no substituents on the heterocyclic ring.

**The Pomeranz–Fritsch Synthesis**

This synthesis¹³⁹ is normally carried out in two stages. Firstly, an aryl aldehyde is condensed with aminoacetal to form an aryl-aldimine. This stage proceeds in high yield under mild conditions. Secondly, the aldimine is cyclised by treatment with strong acid; hydrolysis of the imine competes and reduces the efficiency of this step and for this reason trifluoroacetic acid with boron trifluoride is a useful reagent.¹⁴⁰

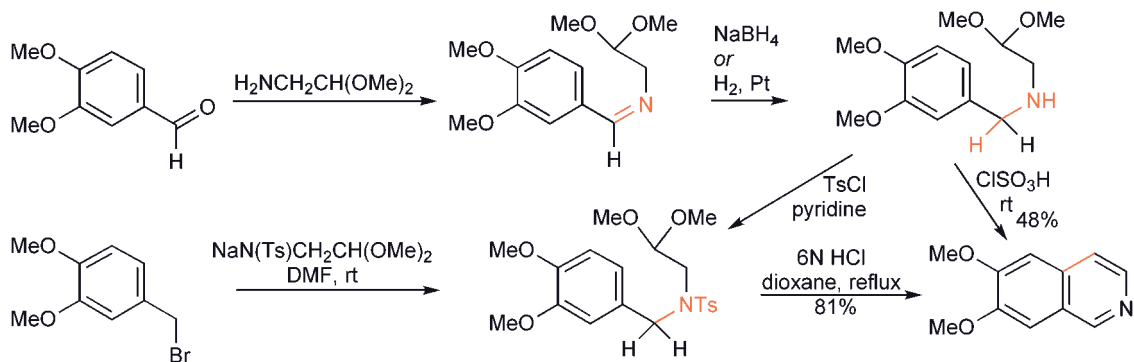
The second step is similar to those in the Combes and Skraup syntheses, in that the acid initially protonates, causing elimination of ethanol and the production of a species that can attack the aromatic ring as an electrophile. Final elimination of a second mole of alcohol completes the process.



The electrophilic nature of the cyclisation step explains why the process works best for araldehyde-imines carrying electron-donating substituents (especially when these are oriented *para* to the point of closure leading to 7-substituted isoquinolines) and least well for systems deactivated by electron-withdrawing groups.

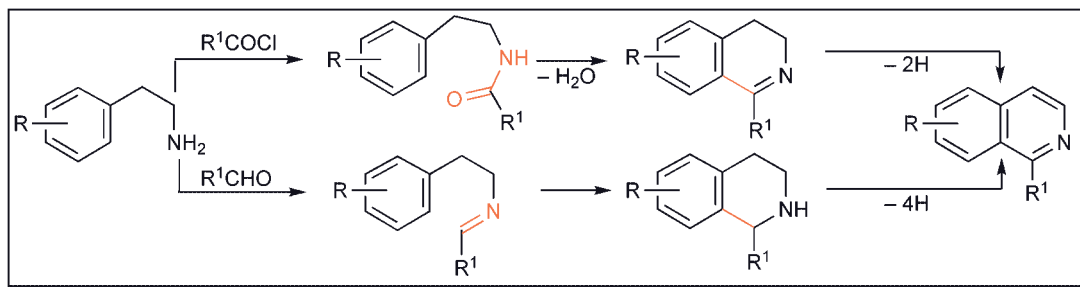
The problem of imine hydrolysis can be avoided by cyclising at a lower oxidation level, with tosyl on nitrogen for subsequent elimination as toluenesulfinic acid. The ring closure substrates can be obtained by reduction and tosylation of imine condensation products,¹⁴¹ by benzylating the sodium salt of an

N-tosylaminoethanal-acetal,¹⁴² or *via* a Mitsunobu reaction between a benzylic alcohol and an *N*-sulfonyl-aminoacetal.¹⁴³ Cyclisation of benzylaminoethanal-acetals using chlorosulfonic acid gives the aromatic isoquinoline directly.¹⁴⁴



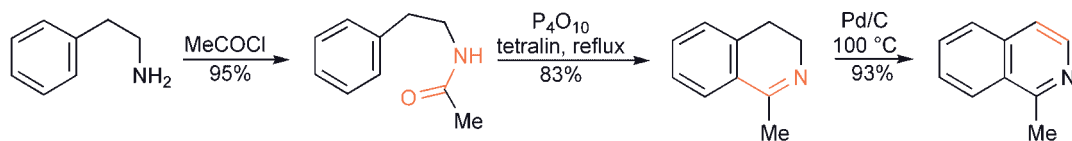
9.15.1.7 Isoquinolines from 2-Aryl-Ethanamides or 2-Aryl-Ethamine-Imines

The amide or imine from reaction of 2-aryl-ethanamines with an acid derivative or with an aldehyde, can be ring-closed to a 3,4-dihydro- or 1,2,3,4-tetrahydroisoquinoline respectively. Subsequent dehydrogenation can produce the aromatic heterocycle.

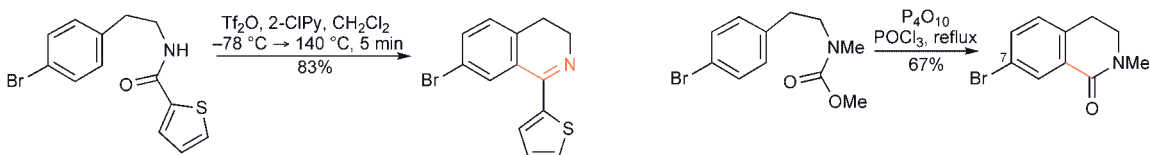


The Bischler–Napieralski Synthesis¹⁴⁵

In the classical process, a 2-aryl-ethanamine reacts with a carboxylic acid chloride or anhydride to form an amide, which can be cyclised, with loss of water, to a 3,4-dihydro-isoquinoline, then readily dehydrogenated to the isoquinoline using, for example, palladium, sulfur or diphenyl disulfide. Common cyclisation agents are phosphorus pentoxide, often with phosphoryl chloride,¹⁴⁶ and phosphorus pentachloride. The electrophilic intermediate is very probably an imino chloride,¹⁴⁷ or imino phosphate; the former have been isolated and treated with Lewis acids when they are converted into isonitrilium salts, which cyclise efficiently to 3,4-dihydroisoquinolines.¹⁴⁸



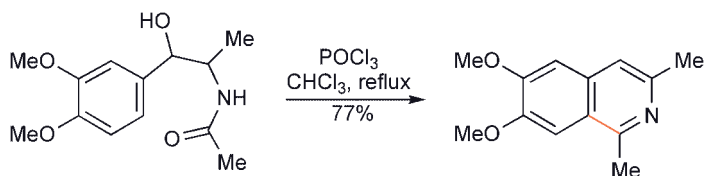
Here, once again, the cyclising step involves electrophilic attack on the aromatic ring so the method works best for activated rings, and *meta*-substituted-aryl ethanamides give exclusively 6-substituted isoquinolines.



Carbamates can be cyclised to 1-isoquinolones using trifluoromethanesulfonic anhydride and 4-dimethylaminopyridine,¹⁴⁹ or phosphorus pentoxide and phosphoryl chloride.¹⁵⁰ One of the mildest combinations for ring closure is the use of trifluoromethanesulfonic anhydride with 2-chloropyridine.¹⁵¹

The Pictet–Gams Modification

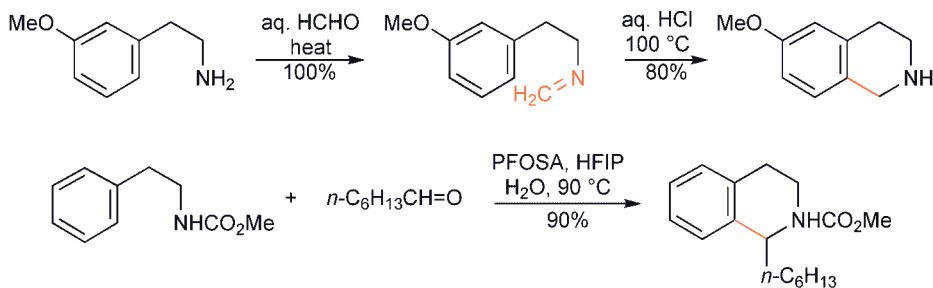
Conducting the Bischler–Napieralski sequence with a potentially unsaturated aryl-ethanamine, a fully aromatic isoquinoline can be obtained directly. The amide of a 2-methoxy- or 2-hydroxy-2-aryl-ethanamine is heated with the usual type of cyclisation catalyst. It is not clear whether dehydration to an unsaturated amide or to an oxazolidine¹⁵² is an initial stage in the overall sequence.



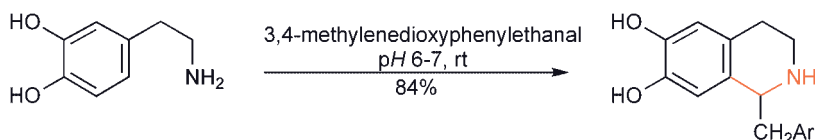
9.15.1.8 Isoquinolines from Activated 2-Aryl-Ethanamines and Aldehydes (The Pictet–Spengler synthesis¹⁵³)

2-Aryl-ethanamines react with aldehydes easily and in good yields to give imines. 1,2,3,4-Tetrahydroisoquinolines result from their cyclisation with acid catalysis. Note that the lower oxidation level imine, versus amide, leads to a tetrahydro- not a dihydroisoquinoline. Routine dehydrogenation easily converts the tetrahydro-isoquinolines into fully aromatic species.

After protonation of the imine, a Mannich-type electrophile is generated; since these are intrinsically less electrophilic than the intermediates in Bischler–Napieralski closures, a strong activating substituent must normally be present on the benzene ring, and appropriately sited, for efficient ring closure. However the use of triflic acid, even with unactivated imines, brings about ring closure, probably *via* a dication,¹⁵⁴ and 2-aryl-ethanamine-carbamates can be converted in tetrahydro-isoquinolines by reaction with aldehydes using perfluorooctanesulfonic acid (PFOSA) with hexafluoropropan-2-ol (HFIP), and in water.¹⁵⁵

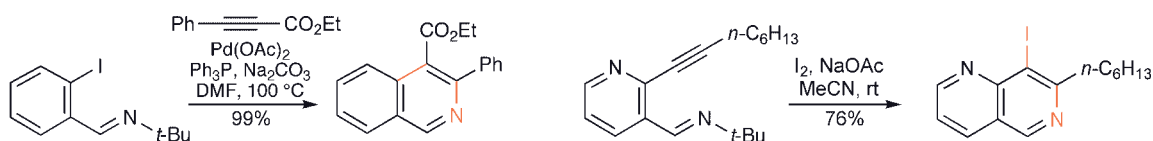


Highly activated, hydroxylated aromatic rings permit Pictet–Spengler ring closure under very mild, ‘physiological’ conditions.¹⁵⁶



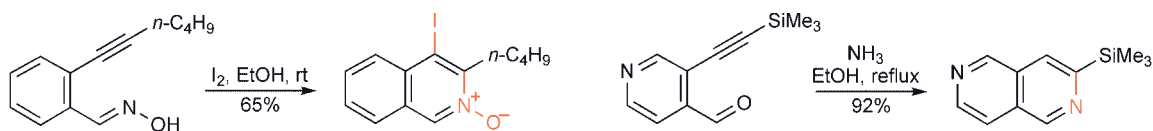
9.15.1.9 Isoquinolines from *ortho*-Alkynyl-Araldehyde-Imines

ortho-Iodo-araldehyde imines react directly with internal alkynes, using palladium(0) catalysis, generating isoquinolines in which the original nitrogen substituent has been lost as isobutene; the scheme shows one of many examples of this important process.¹⁵⁷



Electrophile-prompted closures of this same type of substrate are also successful, the electrophile ending at the isoquinoline 4-position; these processes are also successful with pyridine starting materials, in the example shown a 1,6-naphthyridine (pyrido[3,2-*c*]pyridine) is produced.¹⁵⁸

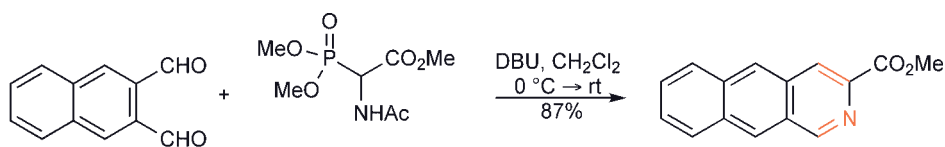
If, instead of an imine, an oxime is used, the result is an isoquinoline *N*-oxide. Such closures can be effected with silver catalysis,¹⁵⁹ or with iodine, 4-iodoisoquinoline *N*-oxides being the products in the latter cases.¹⁶⁰



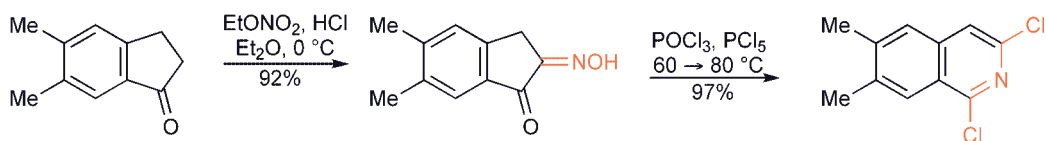
Even simpler, for the naphthyridines, all the isomeric *ortho*-alkynyl-pyridinyl aldehydes react with ammonia in refluxing ethanol to produce naphthyridines (or with hydroxylamine to give naphthyridine-*N*-oxides).¹⁶¹

9.15.1.10 Other Methods for Isoquinolines

ortho-Dialdehydes can be converted into isoquinoline-3-esters by condensation with a derivative of glycine, the process involving a Wittig–Horner reaction and imine formation.



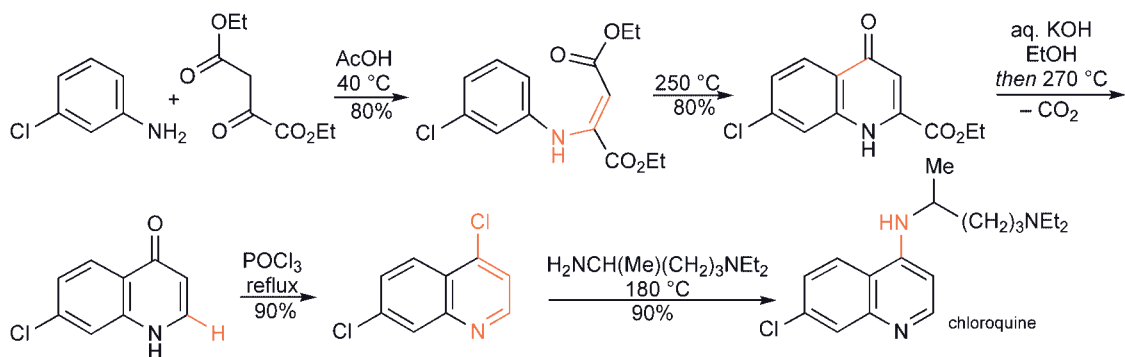
Usefully difunctionalised, 1,3-dichloro-isoquinolines are readily synthesized *via* Beckmann rearrangement of indanedione monoximes.¹⁶²



9.15.2 Examples of Notable Syntheses of Quinoline and Isoquinoline Compounds

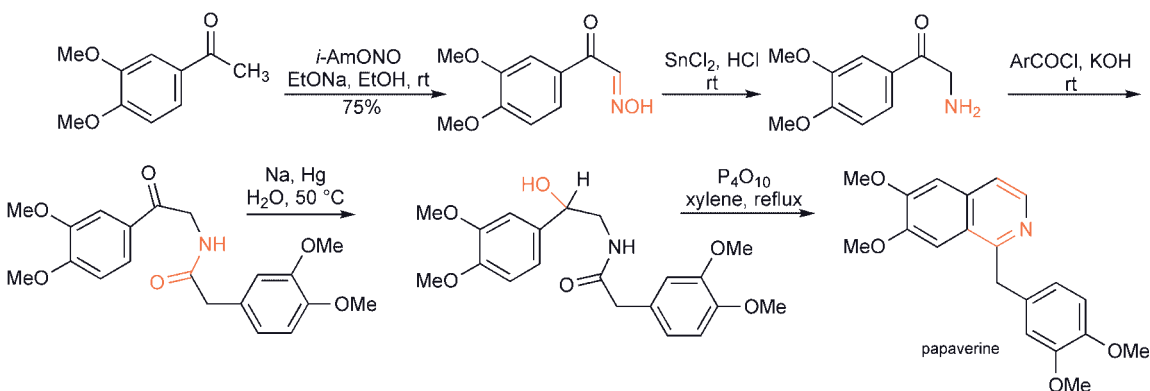
9.15.2.1 Chloroquine

Chloroquine¹⁶³ is a synthetic antimalarial.



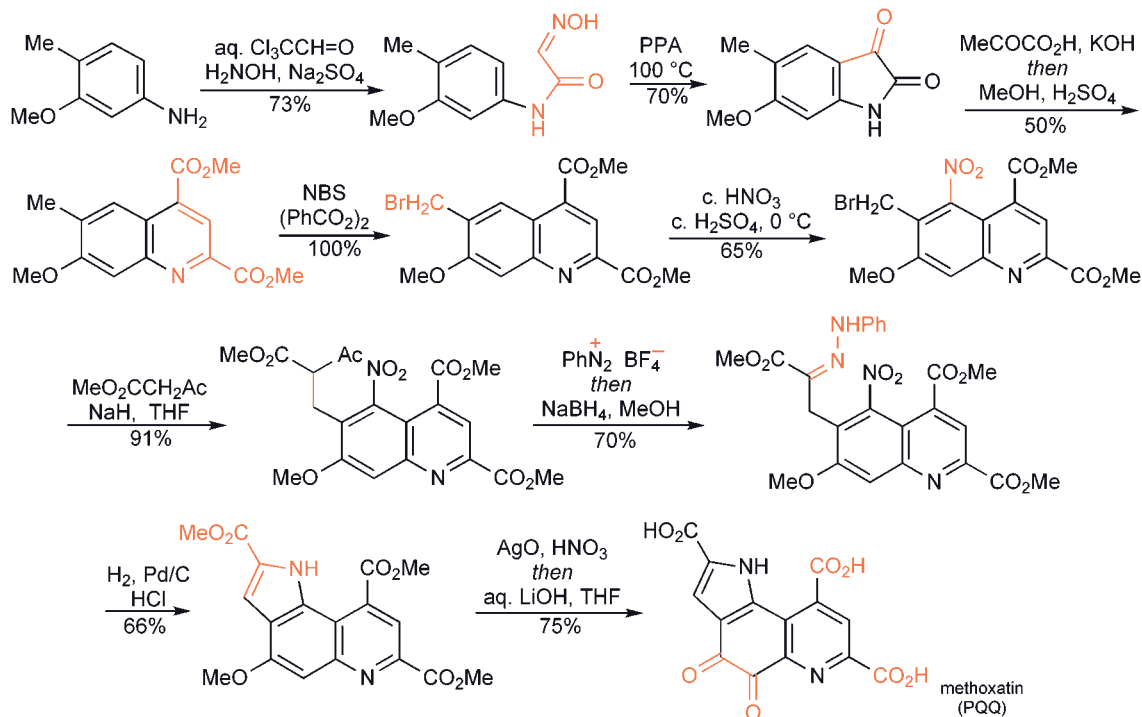
9.15.2.2 Papaverine

Papaverine¹⁶⁴ is an alkaloid from opium; it is a smooth-muscle relaxant and thus useful as a coronary vasodilator – the synthesis illustrates the Pictet–Gams variation of the Bischler–Napieralski sequence.



9.15.2.3 Methoxatin

Methoxatin¹⁶⁵ is an enzyme cofactor of bacteria which metabolises methanol and latterly was recognized,¹⁶⁶ 55 years after the 13th, to be a 14th vitamin, also now referred to as pyrroloquinoline quinone (PQQ). This total synthesis is a particularly instructive one since it includes an isatin synthesis (20.16.4), a quinoline synthesis and an indole synthesis.



Exercises

Straightforward revision exercises (consult Chapters 7 and 9):

- At which positions do quinoline and isoquinoline undergo nitration? Why these positions?
- At which positions do quinoline and isoquinoline react most readily with nucleophiles? Why these positions?
- At which positions do quinoline and isoquinoline react most readily with radical reagents?
- How might one selectively reduce the heterocyclic ring of quinoline or isoquinoline?
- How could one convert 4-methylquinoline into 4-ethylquinoline?
- How could one convert: (i) isoquinoline into 2-methyl-1-isoquinolone; (ii) quinoline into 2-cyanoquinoline?
- What reactants would combine to produce 6-methoxy-2,4-diethylquinoline?
- What ring synthesis method would be suitable for converting 4-methoxyaniline into 6-methoxyquinoline?
- How could one prepare 2-ethyl-3-methylquinoline-4-carboxylic acid from aniline?
- What ring synthesis method would be suitable for the preparation of 6-methoxyisoquinoline?
- How could 2-(4-methoxyphenyl)ethanamine be converted into 7-methoxy-1-phenylisoquinoline?

More advanced exercises:

- Predict the structures of the high yield mono-nitration products: (i) $\text{C}_{16}\text{H}_{12}\text{N}_2\text{O}_2$ from 1-benzylisoquinoline; (ii) $\text{C}_{10}\text{H}_8\text{N}_2\text{O}_3$ from 6-methoxyquinoline; (iii) $\text{C}_{10}\text{H}_8\text{N}_2\text{O}_3$ from 7-methoxyisoquinoline.
- Write a sequence to rationalise the conversion of quinoline into 3-bromoquinoline by reaction with Br_2 in $\text{CCl}_4/\text{pyridine}$.
- Suggest a structure for product $\text{C}_{16}\text{H}_{16}\text{ClNO}_4$ from 1,3-dichloroisoquinoline and $\text{NaCH}(\text{CO}_2\text{Et})_2$

- Deduce a structure for the product, C₁₅H₁₈N₂O₂S formed on treatment of 2-*t*-BuCONH-quinoline successively with 3 × *n*-BuLi then dimethyl disulfide.
- Write a sequence of mechanistic steps to explain the conversion of 2-methylisoquinolinium iodide into 2-methyl-1,2,3,4-tetrahydroisoquinoline with sodium borohydride in ethanol.
- Draw the most stable tautomer of 3-oxyquinoline, and of 1-, 4- and 8-oxyisoquinolines.
- Suggest a mechanistic sequence to rationalise the formation of methyl 2-methylquinoline-3-carboxylate from the reaction of aniline with methyl acetoacetate (→ C₁₁H₁₃NO₂) and then this with DMF/POCl₃.
- Deduce the structure of the product quinolones: (i) C₁₂H₁₁NO₄ resulting from reaction of 2-methoxyaniline with dimethyl acetylenedicarboxylate then heating at 250 °C; (ii) C₁₀H₆ClNO₃ from 3-chloroaniline and diethyl ethoxymethylenemalonate (EtOCH=C(CO₂Et)₂) then heating at 250 °C, then heating with aq. NaOH.
- Deduce structures for the quinolines produced from the following combinations: (i) C₁₆H₁₁NO₂ from isatin/NaOH then acetophenone; (ii) C₁₀H₇NO₃ from isatin/KOH then 3-chloropyruvic acid; (iii) C₁₀H₇NO₃ from *N*-acetylisatin and NaOH.
- Deduce structures for the heterocyclic products from the following combinations: (i) C₁₁H₇N₃O₂ from 2-aminobenzaldehyde and barbituric acid; (ii) C₁₄H₁₁NO₆ from 4,5-methylenedioxy-2-aminobenzaldehyde and dimethyl acetylenedicarboxylate; (iii) C₁₄H₁₁NS from 2-aminoacetophenone and 2-acetylthiophen; (iv) C₂₁H₁₉NO from 2-aminobenzophenone and dimedone; (v) C₁₅H₁₂N₂O₂S from 2-aminopyridine-3-aldehyde and 1-phenylsulfonylaceton; (vi) C₁₅H₁₁N₃ from 4-amino-pyrimidine-5-aldehyde and α-tetralone.

References

- Bressel, U., Katritzky, A. R. and Lea J. R., *J. Chem. Soc. (B)*, **1971**, 4.
- Austin, M. W. and Ridd, J. H., *J. Chem. Soc.*, **1963**, 4204; Moodie, R. B., Schofield, K., and Williamson, M. J., *Chem. Ind. (London)*, **1963**, 1283; Dewar, M. J. S. and Maitlis, P. M., *J. Chem. Soc.*, **1957**, 2521.
- Katritzky, A. R., Scriven, E. F. V., Majumder, S., Akhmedova, R. G., Vakulenko, A. V., Akhmedov, N. G., Murugan, R. and Abboud, K. A., *Org. Biomol. Chem.*, **2005**, *3*, 538.
- Gutteridge, C. E., Hoffman, M. M., Bhattacharjee, A. K. and Gerena, L., *J. Heterocycl. Chem.*, **2007**, *44*, 633.
- Beisler, J. A., *Tetrahedron*, **1970**, *26*, 1961.
- McCasland, G. E., *J. Org. Chem.*, **1946**, *11*, 277.
- Butler, J. C. and Gordon, M., *J. Heterocycl. Chem.*, **1975**, *12*, 1015
- Gordon, M. and Pearson, D. E., *J. Org. Chem.*, **1964**, *29*, 329.
- Brown, W. D. and Goulliaev, A. H., *Org. Synth.*, **2005**, *81*, 98.
- Kress, T. J. and Costantino, S. M., *J. Heterocycl. Chem.*, **1973**, *10*, 409.
- Okada, E., Sakaemura, T. and Shimomura, N., *Chem. Lett.*, **2000**, 50.
- Hoogerwerff, S. and van Dorp, W. A., *Chem. Ber.*, **1880**, *12*, 747.
- Quéguiner, G. and Pastour, P., *Bull. Soc. Chim. Fr.*, **1968**, 4117.
- O'Murcha, C., *Synthesis*, **1989**, 880.
- Cochran, J. C. and Little, W. F., *J. Org. Chem.*, **1961**, *26*, 808.
- Hoogerwerff, S. and van Dorp, W. A., *Recl. Trav. Chim. Pays-Bas*, **1885**, *4*, 285.
- Geissman, T. A., Schlatter, M. J., Webb, I. D. and Roberts, J. D., *J. Org. Chem.*, **1946**, *11*, 741.
- Makosza, M., Kinowski, A., Danikiewicz, W. and Mudryk, B., *Justus Liebigs Ann. Chem.*, **1986**, 69.
- Achmatowicz, M., Thiel, O. R., Gorins, G., Goldstein, C., Affouard, C., Jensen, R. and Larsen, R. D., *J. Org. Chem.*, **2008**, *73*, 6793.
- 'Oxidative amino-dehydrogenation of azines', van der Plas, H., *Adv. Heterocycl. Chem.*, **2004**, *86*, 42.
- Zoltewicz, J., Helmick, L. S., Oestreich, T. M., King, R. W. and Kandetzki, P. E., *J. Org. Chem.*, **1973**, *38*, 1947.
- Tondys, H., van der Plas, H. C. and Wozniak, M., *J. Heterocycl. Chem.*, **1985**, *22*, 353.
- Bergstrom, F. W., *Justus Liebigs Ann. Chem.*, **1935**, *515*, 34; Ewing, G. W. and Steck, E. A., *J. Am. Chem. Soc.*, **1946**, *68*, 2181.
- Wozniak, M., Baranski, A., Nowak, K. and van der Plas, H. C., *J. Org. Chem.*, **1987**, *52*, 5643; Wozniak, M., Baranski, A., Nowak, K. and Poradowska, H., *Justus Liebigs Ann. Chem.*, **1990**, 653; Wozniak, M. and Nowak, K., *Justus Liebigs Ann. Chem.*, **1994**, 355.
- Baik, W., Yun, S., Rhee, J. U. and Russell, G. A., *J. Chem. Soc., Perkin Trans. 1*, **1996**, 1777.
- Vanderwalle, J. J. M., de Ruiter, E., Reimlinger, H. and Lenaers, R. A., *Chem. Ber.*, **1975**, *108*, 3898.
- Simchen, G. and Krämer, W., *Chem. Ber.*, **1969**, *102*, 3666.
- Sanders, G. M., van Dijk, M. and den Hertog, H. J., *Recl. Trav. Chim. Pays-Bas*, **1974**, *93*, 198.
- Wolf, C., Tumambac, G. E. and Villalobos, C. N., *Synlett*, **2003**, 1801.
- Steinschifter, W. and Stadlbauer, W., *J. prakt. Chem.*, **1994**, *336*, 311.
- Verbeek, J., George, A. V. E., de Jong, R. C. P. and Brandsma, L., *J. Chem. Soc., Chem. Commun.*, **1984**, 257; Godard, A., Jaquelin, J.-M. and Quéguiner, G., *J. Organomet. Chem.*, **1988**, *354*, 273; Jaquelin, J. M., Robin, Y., Godard, A. and Quéguiner, G., *Can. J. Chem.*, **1988**, *66*, 1135.

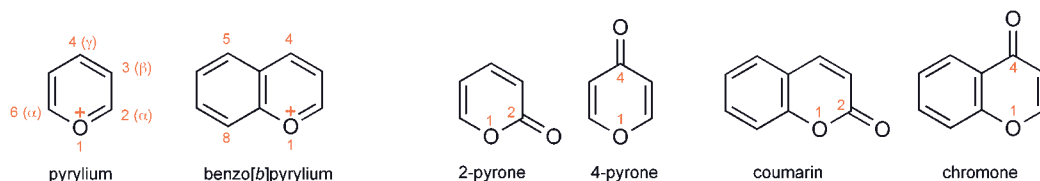
- ³² Gilman, H. and Beel, J. A., *J. Am. Chem. Soc.*, **1951**, 73, 32.
- ³³ Marsais, F., Godard, A. and Quéguiner, G., *J. Heterocycl. Chem.*, **1989**, 26, 1589.
- ³⁴ Rebstock, A.-S., Mongin, F., Trécourt, F. and Quéguiner, G., *Tetrahedron Lett.*, **2002**, 43, 767.
- ³⁵ Alvarez, M., Salas, M., Rigat, L., de Veciana, A. and Joule, J. A., *J. Chem. Soc., Perkin Trans. 1*, **1992**, 351.
- ³⁶ Fernández, M., de la Cuesta, E. and Avendaño, C., *Synthesis*, **1995**, 1362.
- ³⁷ Gilman, H. and Soddy, T. S., *J. Org. Chem.*, **1957**, 22, 565; *ibid.*, **1958**, 23, 1584; Pinder, R. M. and Burger, A., *J. Med. Chem.*, **1968**, 11, 267; Ishikura, M., Mano, T., Oda, I. and Terashima, M., *Heterocycles*, **1984**, 22, 2471.
- ³⁸ Wommack, J. B., Barbee, T. G., Thoenes, D. J., McDonald, M. A. and Pearson, D. E., *J. Heterocycl. Chem.*, **1969**, 6, 243.
- ³⁹ Baradarani, M. M., Dalton, L., Heatley, F. and Joule, J. A., *J. Chem. Soc., Perkin Trans. 1*, **1985**, 1503.
- ⁴⁰ Prasad, A. S., Stevenson, T. M., Citineni, J. R., Nyzam, V. and Knochel, P., *Tetrahedron*, **1997**, 53, 7237.
- ⁴¹ Dumouchel, S., Mongin, F., Trécourt, F. and Quéguiner, G., *Tetrahedron Lett.*, **2003**, 44, 2033.
- ⁴² Girard, G. R., Bondinelli, W. E., Hillegass, L. M., Holden, K. G., Pendleton, R. G. and Vzinskas, I. *J. Med. Chem.*, **1989**, 32, 1566.
- ⁴³ Nose, A. and Kudo, T., *Chem. Pharm. Bull.*, **1984**, 32, 2421.
- ⁴⁴ Ranu, B. C., Jana, U. and Sarkar, A., *Synth. Commun.*, **1998**, 28, 485.
- ⁴⁵ Vierhapper, F. W. and Eliel, E. L., *J. Org. Chem.*, **1975**, 40, 2729; Patrick, G. L., *J. Chem. Soc., Perkin Trans. 1*, **1995**, 1273; Skupinska, K. A., McEachern, E. J., Skerlj, R. T. and Bridger, G. J., *J. Org. Chem.*, **2002**, 67, 7890; Koltunov, K. Yu., Surya Prakash, G. K., Rasul, G. and Olah, G. A., *J. Org. Chem.*, **2007**, 72, 7394.
- ⁴⁶ Katayama, H., Ohkoshi, M. and Yasue, M., *Chem. Pharm. Bull.*, **1980**, 28, 2226.
- ⁴⁷ Birch, A. J. and Lehman, P. G., *Tetrahedron Lett.*, **1974**, 2395.
- ⁴⁸ Hüchel, W. and Graner, G., *Chem. Ber.*, **1957**, 90, 2017.
- ⁴⁹ Braude, E. A., Hannah, J. and Linstead, R., *J. Chem. Soc.*, **1960**, 3249.
- ⁵⁰ Jackman, L. M. and Packham, D. I., *Chem. Ind. (London)*, **1955**, 360.
- ⁵¹ '1,2-Dihydroisoquinolines', Dyke, S. F., *Adv. Heterocycl. Chem.*, **1972**, 14, 279.
- ⁵² Muren, J. F. and Weissman, A., *J. Med. Chem.*, **1971**, 14, 49.
- ⁵³ Minter, D. E. and Stotter, P. L., *J. Org. Chem.*, **1981**, 46, 3965.
- ⁵⁴ Day, F. H., Bradsher, C. K. and Chen, T.-K., *J. Org. Chem.*, **1975**, 40, 1195.
- ⁵⁵ Albin, A., Bettinetti, G. F. and Minoli, G., *Tetrahedron Lett.*, **1979**, 3761; *idem*, *Org. Synth.*, **1983**, 61, 98.
- ⁵⁶ Buchardt, O., *Acta Chem. Scand.*, **1964**, 18, 1389.
- ⁵⁷ Woodward, R. B. and Doering, W. E., *J. Am. Chem. Soc.*, **1945**, 67, 860.
- ⁵⁸ 'The Quinolones', Ed. Andriole, V. T., Academic Press, London, **1988**.
- ⁵⁹ Pfister-Guillouzo, G., Guimon, C., Frank, J., Ellison, J. and Katritzky, A. R., *Justus Liebig's Ann. Chem.*, **1981**, 366.
- ⁶⁰ '3(2H)-Isoquinolones and their saturated derivatives', Hazai, L., *Adv. Heterocycl. Chem.*, **1991**, 52, 155.
- ⁶¹ Adams, A. and Hey, D. H., *J. Chem. Soc.*, **1949**, 255; Schofield, K. and Swain, T., *ibid.*, 1367.
- ⁶² Kawazoe, Y. and Yoshioka, Y., *Chem. Pharm. Bull.*, **1968**, 16, 715.
- ⁶³ Horning, D. E., Lacasse, G. and Muchowski, J. M., *Can. J. Chem.*, **1971**, 49, 2785.
- ⁶⁴ Morel, A. F., Larghi, E. L. and Selvero, M. M., *Synlett*, **2005**, 2755.
- ⁶⁵ Gabriel, S. and Coman, J., *Chem. Ber.*, **1900**, 33, 980.
- ⁶⁶ Kanishi, K., Onari, Y., Goto, S. and Takahashi, K., *Chem. Lett.*, **1975**, 717.
- ⁶⁷ Ogata, Y., Kawasaki, A. and Hirata, H., *J. Chem. Soc., Perkin Trans. 2*, **1972**, 1120.
- ⁶⁸ Kaslow, C. E. and Stayner, R. D., *J. Am. Chem. Soc.*, **1945**, 67, 1716.
- ⁶⁹ Wislicenus, W. and Kleisinger, E., *Chem. Ber.*, **1909**, 42, 1140.
- ⁷⁰ Burger, A. and Modlin, L. R., *J. Am. Chem. Soc.*, **1940**, 62, 1079.
- ⁷¹ Dyson, P. and Hammick, D. L., *J. Chem. Soc.*, **1937**, 1724.
- ⁷² Quast, H. and Schmitt, E., *Justus Liebig's Ann. Chem.*, **1970**, 732, 43.
- ⁷³ Gensler, W. J. and Shamasundar, K. T., *J. Org. Chem.*, **1975**, 40, 123.
- ⁷⁴ For 'one' production by ferricyanide oxidation: Bunting, J. W., Lee-Young, P. A. and Norris, D. J., *J. Org. Chem.*, **1978**, 43, 1132; by O₂ oxidation: Ruchirawat, S., Sunkul, S., Thebtaranonth, Y. and Thirasasna, N., *Tetrahedron Lett.*, **1977**, 2335.
- ⁷⁵ Loska, R., Majcher, M. and Makosza, M., *J. Org. Chem.*, **2007**, 72, 5574.
- ⁷⁶ Schultz, O.-E. and Amschler, U., *Justus Liebig's Ann. Chem.*, **1970**, 740, 192; see also Bunting, J. W. and Meathrel, W. G., *Can. J. Chem.*, **1974**, 52, 303.
- ⁷⁷ Zincke, T. H. and Weisspfenning, G., *Justus Liebig's Ann. Chem.*, **1913**, 396, 103.
- ⁷⁸ Barbier, D., Marazano, C., Das, B. C. and Potier, P., *J. Org. Chem.*, **1996**, 61, 9596.
- ⁷⁹ Barbier, D., Marazano, C., Riche, C., Das, B. C. and Potier, P., *J. Org. Chem.*, **1998**, 63, 1767.
- ⁸⁰ Weinstock, J. and Boekelheide, V., *Org. Synth., Coll. Vol. IV*, **1963**, 641.
- ⁸¹ 'Reissert compounds', Popp, F. D., *Adv. Heterocycl. Chem.*, **1968**, 9, 1; 'Developments in the chemistry of Reissert compounds (1968–1978)', *idem*, **1979**, 24, 187.
- ⁸² Ezquerro, J. and Alvarez-Builla, J., *J. Chem. Soc., Chem. Commun.*, **1984**, 54.
- ⁸³ Chênevert, R., Lemieux, E., and Voyer, N., *Synth. Commun.*, **1983**, 13, 1095.
- ⁸⁴ Itoh, T., Nagata, K., Miyazaki, M., Kameoka, K. and Ohsawa, A., *Tetrahedron*, **2001**, 57, 8827; Siek, O., Schaller, S., Grimme, S. and Liebscher, J., *Synlett*, **2003**, 337.
- ⁸⁵ Boger, D. L., Brotherton, C. E., Panek, J. S. and Yohannes, D., *J. Org. Chem.*, **1984**, 49, 4056.
- ⁸⁶ Yamaguchi, R., Hatano, B., Nakayasu, T. and Kozima, S., *Tetrahedron Lett.*, **1997**, 38, 403.
- ⁸⁷ Yamaguchi, R., Mochizuki, K., Kozima, S. and Takaya, H., *Chem. Lett.*, **1994**, 1809.
- ⁸⁸ Yamaguchi, R., Omoto, Y., Miyake, M. and Fujita, K., *Chem. Lett.*, **1998**, 547.
- ⁸⁹ Yadav, J. S., Reddy, B. V. S., Sreenivas, M. and Sathaiyah, K., *Tetrahedron Lett.*, **2005**, 46, 8905.

- ⁹⁰ Nair, V., Devipriya, S. and Suresh, E., *Tetrahedron*, **2008**, *64*, 3567.
- ⁹¹ Yavari, I., Ghazanfarpour-Darjani, M., Sabbaghan, M. and Hossaini, Z., *Tetrahedron Lett.*, **2007**, *48*, 3749.
- ⁹² Nair, V., Sreekanth, A. R., Abhilash, N., Bhadbhade, M. M. and Gonnade, R. C., *Org. Lett.*, **2002**, *4*, 3575.
- ⁹³ Ochiai, E., *J. Org. Chem.*, **1953**, *18*, 534; Yokoyama, A., Ohwada, T., Saito, S. and Shudo, K., *Chem. Pharm. Bull.*, **1997**, *45*, 279.
- ⁹⁴ Ochiai, E. and Ikehara, M., *J. Pharm. Soc. Japan*, **1953**, *73*, 666.
- ⁹⁵ Harusawa, S., Hamada, Y. and Shiorii, T., *Heterocycles*, **1981**, *15*, 981.
- ⁹⁶ Miyashita, A., Matsuda, H., Iijima, C. and Higashino, T., *Heterocycles*, **1992**, *33*, 211.
- ⁹⁷ Hayashida, M., Honda, H. and Hamana, M., *Heterocycles*, **1990**, *31*, 1325.
- ⁹⁸ Fakhfakh, M. A., Franck, X., Fournet, A., Hocquemiller, R. and Figadère, B., *Tetrahedron Lett.*, **2001**, *42*, 3847.
- ⁹⁹ Diaz, J. L., Miguel, M. and Lavilla, R., *J. Org. Chem.*, **2004**, *69*, 3550.
- ¹⁰⁰ Long, R. and Schofield, K., *J. Chem. Soc.*, **1953**, 3161; see also Roberts, E. and Turner, E. E., *J. Chem. Soc.*, **1927**, 1832.
- ¹⁰¹ 'Advances in the chemistry of naphthridines', Litvinov, V. P., *Adv. Heterocycl. Chem.*, **2006**, *91*, 189.
- ¹⁰² Nakatani, K., Sando, S., Toshida, K. and Saito, I., *Tetrahedron Lett.*, **1999**, *40*, 6029.
- ¹⁰³ Lauer, W. M. and Kaslow, C. E., *Org. Synth., Coll. Vol. III*, 580; Reynolds, G. A. and Hauser, C. R., *ibid.*, 593.
- ¹⁰⁴ Heindel, N. D., Brodof, T. A. and Kogelschatz, J. E., *J. Heterocycl. Chem.*, **1966**, *3*, 222.
- ¹⁰⁵ Zewge, D., Chen, C.-y., Deer, C., Dormer, P. G. and Hughes, D. L., *J. Org. Chem.*, **2007**, *72*, 4276.
- ¹⁰⁶ Price, C. C. and Roberts, R. M., *Org. Synth., Coll. Vol. III*, **1955**, 272; 'Aminomethylene malonates and their use in heterocyclic synthesis', Hermecz, I., Keresztúri, G. and Vasvári-Debreczy, L., *Adv. Heterocycl. Chem.*, **1992**, *54*, 1.
- ¹⁰⁷ Lavergne, O., Leseur-Ginot, L., Rodas, F. P., Kasprzyk, P. G., Pommier, J., Demarquay, D., Pre'vost, G., Ulbarri, G., Rolland, A., Schiano-Liberatore, A., Harnett, J., Pons, D., Camera, J. and Bigg, D. C. H., *J. Med. Chem.*, **1998**, *41*, 5410.
- ¹⁰⁸ Elban, M. A., Sun, W., Eisenhauer, B. M., Gao, R. and Hecht, S. M., *Org. Lett.*, **2006**, *8*, 3513.
- ¹⁰⁹ Chen, B., Huang, X. and Wang, J., *Synthesis*, **1987**, 482.
- ¹¹⁰ 'The Skraup synthesis of quinolines', Manske, R. H. F. and Kulka, M., *Org. React.*, **1953**, *7*, 59.
- ¹¹¹ Clarke, H. T. and Davis, A. W., *Org. Synth., Coll. Vol. I*, **1932**, 478.
- ¹¹² Mosher, H. S., Yanko, W. H. and Whitmore, F. C., *Org. Synth., Coll. Vol. III*, **1955**, 568.
- ¹¹³ Song, Z., Mertzman, M. and Hughes, D. L., *J. Heterocycl. Chem.*, **1993**, *30*, 17.
- ¹¹⁴ Tokuyama, H., Sato, M., Ueda, T. and Fukuyama, T., *Heterocycles*, **2001**, *54*, 105.
- ¹¹⁵ Matsugi, M., Tabusa, F. and Minamikawa, J.-i., *Tetrahedron Lett.*, **2000**, *41*, 8523.
- ¹¹⁶ Ranu, B. C., Hajra, A. and Jana, U., *Tetrahedron Lett.*, **2000**, *41*, 531.
- ¹¹⁷ Wu, Y.-C., Liu, L., Li, H.-J., Wang, D. and Chen, Y.-J., *J. Org. Chem.*, **2006**, *71*, 6592.
- ¹¹⁸ Zhang, X., Campo, M. A., Yao, T. and Larock, R. C., *Org. Lett.*, **2005**, *7*, 763.
- ¹¹⁹ 'The Friedländer synthesis of quinolines', Cheng, C.-C. and Yan, S.-J., *Org. React.*, **1982**, *28*, 37.
- ¹²⁰ For a useful synthesis of such compounds see Okabe, M. and Sun, R.-C., *Tetrahedron*, **1995**, *51*, 1861.
- ¹²¹ Fehnel, E. A., *J. Org. Chem.*, **1966**, *31*, 2899.
- ¹²² Hsiao, Y., Rivera, N. R., Yasuda, N., Hughes, D. L. and Reider, P. J., *Org. Lett.*, **2001**, *3*, 1101.
- ¹²³ Dormer, P. G., Eng, K. K., Farr, R. N., Humphrey, G. R., McWilliams, J. C., Reider, P. J., Sager, J. W. and Volante, R. P., *J. Org. Chem.*, **2003**, *68*, 467.
- ¹²⁴ Jia, C.-S., Zhang, Z., Tu, S.-J. and Wang, G.-W., *Org. Biomol. Chem.*, **2006**, *4*, 104.
- ¹²⁵ Wu, J., Xia, H.-G. and Gao, K., *Org. Biomol. Chem.*, **2006**, *4*, 126.
- ¹²⁶ Ryabukhin, S. V., Volochnyuk, D. M., Plaskon, A. S., Naumchik, V. S. and Tolmachev, A. A., *Synthesis*, **2007**, 1214.
- ¹²⁷ Ghassamipour, S. and Sardarian, A. R., *Tetrahedron Lett.*, **2009**, *50*, 514.
- ¹²⁸ Cho, C. S., Ren, W. X. and Shim, S. C., *Tetrahedron Lett.*, **2006**, *47*, 6781.
- ¹²⁹ McNaughton, B. R. and Miller, B. L., *Org. Lett.*, **2003**, *5*, 4257.
- ¹³⁰ Yasuda, N., Hsiao, Y., Jensen, M. S., Rivera, N. R., Yang, C., Wells, K. M., Yau, J., Palucki, M., Tan, L., Dormer, P. G., Volante, R. P., Hughes, D. L. and Reider, P. J., *J. Org. Chem.*, **2004**, *69*, 1959.
- ¹³¹ Calaway, P. K. and Henze, H. R., *J. Am. Chem. Soc.*, **1939**, *61*, 1355.
- ¹³² Arcadi, A., Marinelli, F. and Rossi, E., *Tetrahedron*, **1999**, *55*, 13233; Abbiati, G., Arcadi, A., Marinelli, F., Rossi, E. and Verdecchia, *Synlett*, **2006**, 3218; Arcadi, A., Bianchi, G., Inesi, A., Marinelli, F. and Rossi, L., *Synlett*, **2007**, 1031.
- ¹³³ Tois, J., Vahermo, M. and Koskinen, A., *Tetrahedron Lett.*, **2005**, *46*, 735.
- ¹³⁴ Cho, I.-S., Gong, L. and Muchowski, J. M., *J. Org. Chem.*, **1991**, *56*, 7288.
- ¹³⁵ Zhichkin, P., Beer, C. M. C., Rennells, W. M. and Fairfax, D. J., *Synlett*, **2006**, 379.
- ¹³⁶ Gabriele, B., Mancuso, R., Salerno, G., Ruffolo, G. and Plastina, P., *J. Org. Chem.*, **2007**, *72*, 6873.
- ¹³⁷ Sanelier, M. J. and DeShong, P., *Org. Lett.*, **2007**, *9*, 3209.
- ¹³⁸ Jones, C. P., Anderson, K. W. and Buchwald, S. L., *J. Org. Chem.*, **2007**, *72*, 7968.
- ¹³⁹ 'The synthesis of isoquinolines by the Pomeranz-Fritsch reaction', Gensler, W. J., *Org. React.*, **1951**, *6*, 191.
- ¹⁴⁰ Kuczniarz, R., Dickhaut, J., Leinert, H. and von der Saal, W., *Synth. Commun.*, **1999**, *29*, 1617.
- ¹⁴¹ Birch, A. J., Jackson, A. H. and Shannon, P. V. R., *J. Chem. Soc., Perkin Trans. 1*, **1974**, 2185.
- ¹⁴² Boger, D. L., Brotherton, C. E. and Kelley, M. D., *Tetrahedron*, **1981**, *37*, 3977.
- ¹⁴³ García, A., Castedo, L. and Domínguez, D., *Synlett*, **1993**, 271; Larghi, E. L. and Kaufman, T. S., *Tetrahedron Lett.*, **1997**, *38*, 3159.
- ¹⁴⁴ Kido, K. and Watanabe, Y., *Heterocycles*, **1980**, *14*, 1151.
- ¹⁴⁵ 'The preparation of 3,4-dihydroisoquinolines and related compounds by the Bischler-Napieralski reaction', Whaley, W. M. and Govindachari, *Org. React.*, **1951**, *6*, 74.
- ¹⁴⁶ Okuda, K., Kotake, Y. and Ohta, S., *Biorg. Me. Chem. Lett.*, **2003**, *13*, 2853.
- ¹⁴⁷ Nagubandi, S. and Fodor, G., *J. Heterocycl. Chem.*, **1980**, *17*, 1457.
- ¹⁴⁸ Ban, Y., Wakamatsu, T. and Mori, M., *Heterocycles*, **1977**, *6*, 1711.

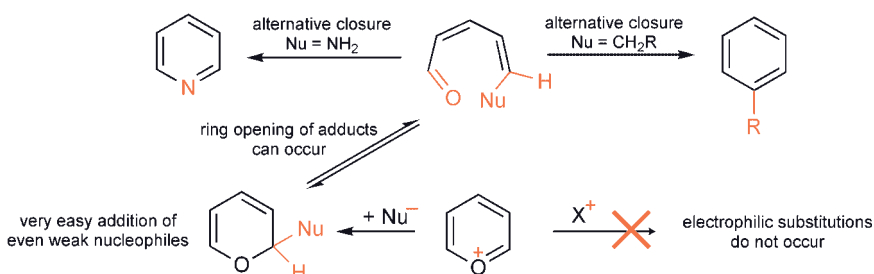
- ¹⁴⁹ Banwell, M. G., Bissett, B. D., Busato, S., Cowden, C. J., Hockless, D. C. R., Holman, J. W., Reed, R. W. and Wu, A. W., *J. Chem. Soc., Chem. Commun.*, **1995**, 2551.
- ¹⁵⁰ Wang, X., Tan, J. and Grozinger, K., *Tetrahedron Lett.*, **1998**, 39, 6609.
- ¹⁵¹ Movassaghi, M. and Hill, M. D., *Org. Lett.*, **2008**, 10, 3485.
- ¹⁵² Fitton, A. O., Frost, J. R., Zakaria, M. M. and Andrew, G., *J. Chem. Soc., Chem. Commun.*, **1973**, 889.
- ¹⁵³ 'The Pictet–Spengler synthesis of tetrahydroisoquinolines and related compounds', Whaley, W. M. and Govindachari, T. R., *Org. React.*, **1951**, 6, 151.
- ¹⁵⁴ Yokoyama, A., Ohwada, T. and Shudo, K., *J. Org. Chem.*, **1999**, 64, 611.
- ¹⁵⁵ Saito, A., Takayama, M., Yamazaki, A., Numaguchi, J. and Hanzawa, Y., *Tetrahedron*, **2007**, 63, 4039.
- ¹⁵⁶ Schöpf, C. and Salzer, W., *Justus Liebigs Ann. Chem.*, **1940**, 544, 1.
- ¹⁵⁷ Roesch, K. R., Zhang, H. and Larock, R. C., *J. Org. Chem.*, **2001**, 66, 8042.
- ¹⁵⁸ Huang, Q., Hunter, J. A. and Larock, R. C., *J. Org. Chem.*, **2002**, 67, 3437.
- ¹⁵⁹ Yeom, H.-S., Kim, S. and Shin, S., *Synlett*, **2008**, 924.
- ¹⁶⁰ Huo, Z., Tomeba, H. and Yamamoto, Y., *Tetrahedron Lett.*, **2008**, 49, 5531.
- ¹⁶¹ Numata, A., Kondo, Y. and Sakamoto, T., *Synthesis*, **1999**, 306.
- ¹⁶² Bartmann, W., Konz, E. and Rüger, W., *J. Heterocycl. Chem.* **1987**, 24, 677.
- ¹⁶³ Surrey, A. R. and Hammer, H. F., *J. Am. Chem. Soc.*, **1946**, 68, 113.
- ¹⁶⁴ Pictet A. and Gams, A., *Chem. Ber.*, **1909**, 42, 2943.
- ¹⁶⁵ Gainor, J. A. and Weinreb, S. M., *J. Org. Chem.*, **1982**, 47, 2833.
- ¹⁶⁶ Kasahara, T. and Kato, T., *Nature*, **2003**, 422, 832.

10

Typical Reactivity of Pyrylium and Benzopyrylium Ions, Pyrones and Benzopyrones



The pyrylium cation presents an intriguing dichotomy – it is both ‘aromatic’, and therefore, one would be tempted to understand, ‘stable’, yet it is very reactive – the tropylium cation and the cyclopentadienyl anion can also be described in this way. However, all is relative, and that pyrylium cations react rapidly with nucleophiles to produce adducts that are not aromatic, is merely an expression of their relative stability – if they were not aromatic it is doubtful whether such cations could exist at all. Pyrylium perchlorate is actually surprisingly stable – it does not decompose below 275 °C, but, nonetheless, it will react with water, even at room temperature, producing a non-aromatic product. (**NOTE:** All perchlorates should be treated with caution – heating can cause explosive decomposition.)



Typical reactions of pyrylium cations

The properties of pyrylium cations are best compared with those of pyridinium cations: the system does not undergo electrophilic substitution nor, indeed, are benzopyrylium cations substituted in the benzene ring. This is a contrast with the chemistry of quinolinium and isoquinolinium cations and is a comment on the stronger deactivating effect of the positively charged oxygen.

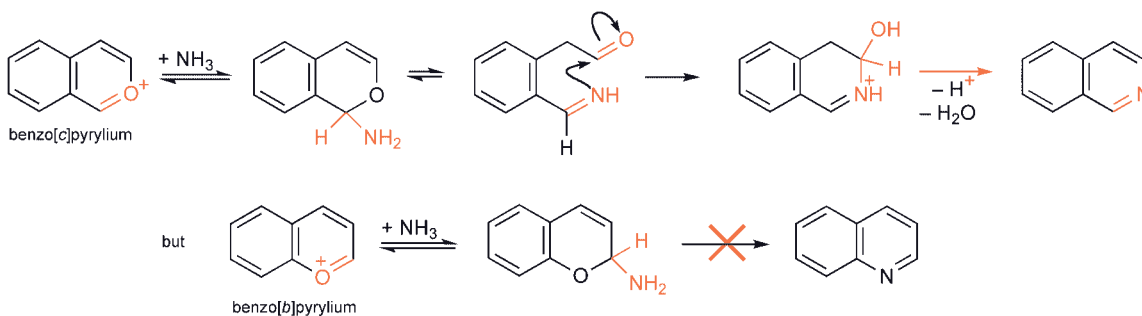
Pyrylium ions readily add nucleophilic reagents, at an α -position, generating 1,2-dihydro-pyrans, which then often ring open. Virtually all the known reactions of pyrylium salts fall into this general category. Pyrylium cations are more reactive in such nucleophilic additions than pyridinium cations – oxygen tolerates a positive charge less well than nitrogen. The analogy with carbonyl chemistry is obvious – the nucleophilic additions that characterise pyrylium systems are nothing more or less than those that are encountered frequently in acid-catalysed (*O*-protonated) chemistry of carbonyl groups.

The initial product of ring opening can take part in an alternative ring closure, generating a benzenoid aromatic system (if Nu contains active hydrogen attached to carbon) or a pyridine (if Nu is an amine nitrogen).

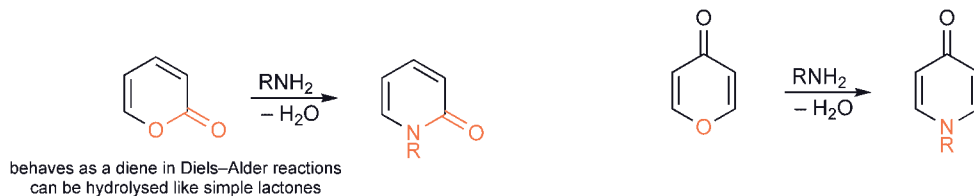


Comparison of nucleophilic addition to pyrylium systems with that to *O*-protonated aldehydes/ketones

In benzopyrylium systems, one finds exactly comparable behaviour – a readiness to add nucleophiles, adjacent to the positively charged oxygen, in the heterocyclic ring. The interaction of the two isomeric bicycles with ammonia is instructive: benzo[*c*]pyrylium can be converted into isoquinoline, but benzo[*b*]pyrylium cannot be converted into quinoline for, although in the last case the addition can and does take place, in the subsequent ring-opened species, no low-energy mechanism is available to allow the nitrogen to become attached to the benzene ring.

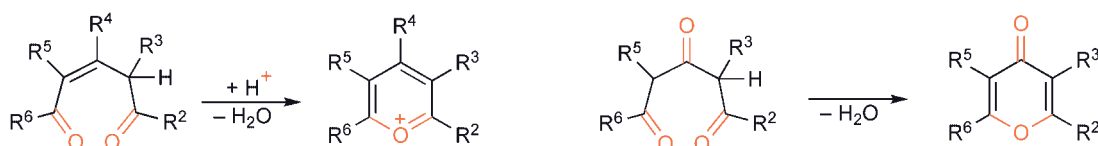


Pyrones, which are the ring-oxygen equivalents of pyridones, are simply α - and γ -hydroxy-pyrylium salts from which an *O*-proton has been removed. There is little to recommend that 2- and 4-pyrones be viewed as aromatic: they are perhaps best seen as cyclic unsaturated lactones and cyclic β -oxy- α,β -unsaturated-ketones, respectively, for example 2-pyrones are hydrolysed by alkali, just like simpler esters (lactones). It is instructive that, whereas the pyrones are converted into pyridones by reaction with amines or ammonia, the reverse is not the case – pyridones are not transformed into pyrones by water or hydroxide. Some electrophilic *C*-substitutions are known for pyrones and benzopyrones, the oxygen guiding the electrophile *ortho* or *para*, however there is a tendency for electrophilic addition to the C–C double bond of the heterocyclic ring, again reflecting their non-aromatic nature. Easy Diels–Alder additions to 2-pyrones are further evidence for diene, rather than aromatic, character.



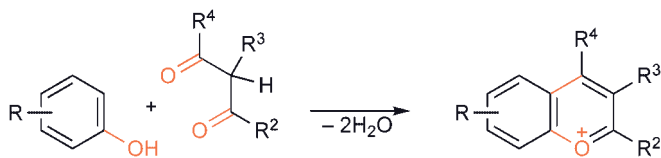
Some typical reactions of pyrones

The cyclisation of an unsaturated 1,5-dicarbonyl compound produces pyrylium salts, providing of course that a suitable acidic medium is chosen – it must not contain nucleophilic species that would add to the salt, once formed. Acid-catalysed ring closure of 1,3,5-triketones produces 4-pyrones, as shown; 2-pyrones are formed via the construction of an α,β -unsaturated ester that has a 5-carbonyl group.



Typical pyrylium and 4-pyrone ring syntheses

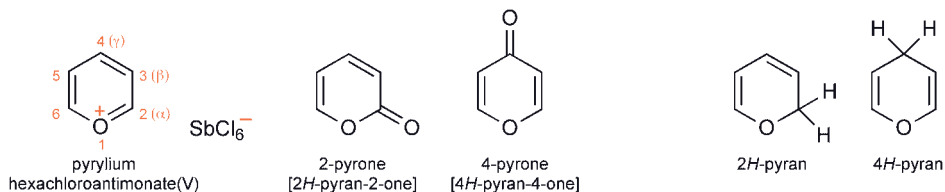
Benzopyrylium salts are formed when phenols react with 1,3-dicarbonyl compounds under acidic, dehydrating conditions. The comparable use of 1,3-keto-esters with phenols leads to benzopyrones.



Typical benzo[*b*]pyrylium ring synthesis

11

Pyryliums, 2- and 4-Pyrones: Reactions and Synthesis



Pyrylium salts, especially perchlorates, tetrafluoroborates and hexachloroantimonates(V), are stable, but reactive compounds. Perchlorates have been used extensively, since pyrylium perchlorates tend to be sparingly soluble, and thus relatively easily isolated, however all perchlorates should be treated with **CAUTION**: perchlorates, particularly dry perchlorates can decompose explosively. Wherever possible, other salts should be substituted, for example comparative preparations for 2,4,6-trimethylpyrylium salts have been described: perchlorate,¹ tetrafluoroborate² and trifluoromethanesulfonate,³ the last having the advantage of better solubility in organic solvents. No pyrylium salts have been identified in living organisms, though the benzo[*b*]pyrylium system plays an important role in the flower pigments (see 32.5.6).

Almost all the known reactions of the pyrylium nucleus involve addition of a nucleophile, usually at an α -position, occasionally at C-4, as the first step. A feature of pyrylium chemistry is the ring opening of adducts produced by such additions, followed by cyclisation in a different manner, to give a new heterocyclic or homocyclic product (ANRORC processes).

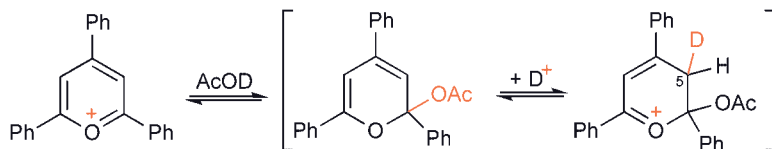
Straightforward electrophilic or radical substitutions at ring positions are unknown. Controlled oxidations, like those of pyridinium salts to 2-pyridones, are likewise not known in pyrylium chemistry.

11.1 Reactions of Pyrylium Cations^{4,5}

11.1.1 Reactions with Electrophilic Reagents

11.1.1.1 Proton Exchange

2,4,6-Triphenylpyrylium undergoes exchange at the 3- and 5-positions in hot deuterioacetic acid, but the process probably involves, not protonation of the pyrylium cation, but formation of an equilibrium concentration of an adduct, with acetate added to C-2, allowing enol ether protonation and thus exchange.⁶



11.1.1.2 Nitration

Nitration of 2,4,6-triphenylpyrylium proceeds on the benzene rings;⁷ no nitrations of pyrylium rings are known.

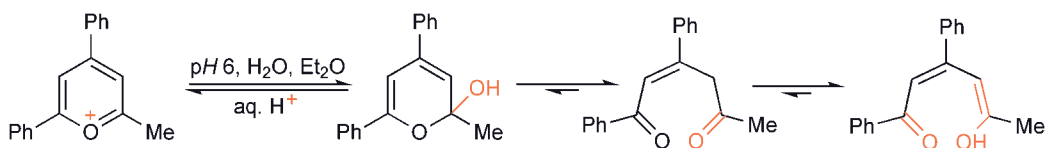
11.1.2 Addition Reactions with Nucleophilic Reagents

Pyrylium salts usually add nucleophiles at a carbon adjacent to the oxygen, and such reactions are analogous with those of *O*-protonated carbonyl compounds.

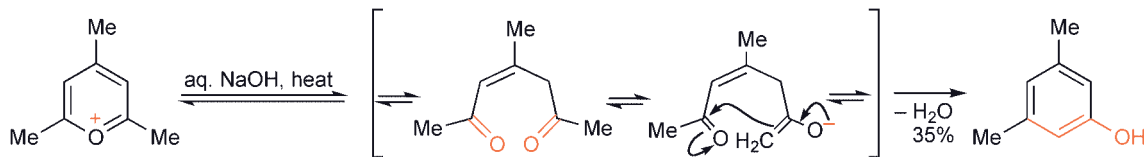
11.1.2.1 Water and Hydroxide Ion

The degree of susceptibility of pyrylium salts to nucleophilic attack varies widely: pyrylium cation itself is even attacked by water at 0 °C, whereas 2,4,6-trimethylpyrylium is stable in water at 100 °C. Hydroxide anion, however, adds very readily to C-2 in all cases.

The reaction of 2-methyl-4,6-diphenylpyrylium is typical:⁸ the immediate 2-hydroxy-2*H*-pyran, which is a cyclic enol hemiacetal, is in equilibrium with a dominant concentration of the acyclic tautomer, reached probably *via* a proton-catalysed process, since methoxide adducts remain cyclic.⁹ Treatment of such acyclic unsaturated diketones with acid regenerates the original pyrylium salt (11.3.1).

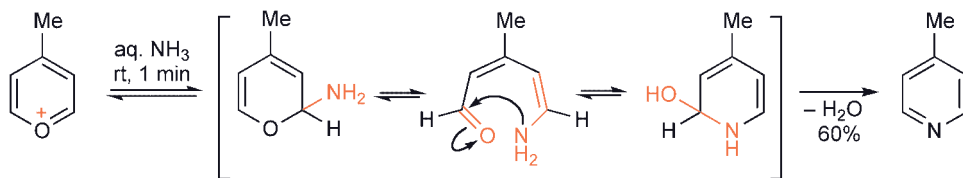


With pyryliums carrying α -alkyl groups, more vigorous alkaline treatment leads to an alternative closure, producing arenes, for example reaction of 2,4,6-trimethylpyrylium with warm alkali causes a subsequent cyclising aldol condensation of the acyclic intermediate to give 3,5-dimethylphenol.¹⁰

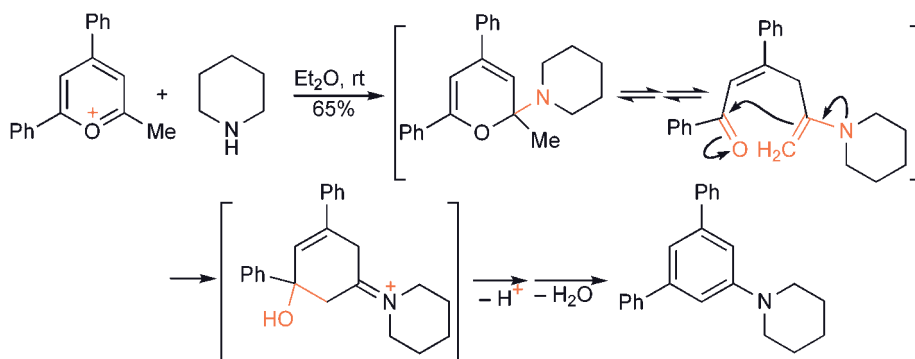


11.1.2.2 Ammonia and Primary and Secondary Amines

Ammonia and primary amines react with pyrylium salts to give pyridines and *N*-alkyl- or *N*-aryl-pyridinium salts, respectively.¹¹ The transformation represents a good method for preparing the nitrogen heterocycles, providing the pyrylium salt can be accessed in the first place. The initial adduct exists as one of a number of ring-opened tautomeric possibilities,¹² depending upon conditions; it is probably an amino-dienone that recloses to give the nitrogen heterocycle.



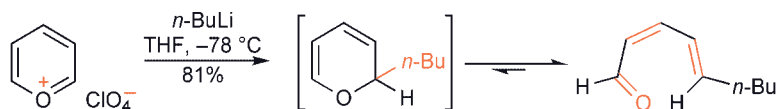
The reaction of a secondary amine cannot, of course, lead to a pyridine, however in pyryliums carrying an α -methyl, ring closure to an arene can occur, this time *via* an enamine.^{6a}



Other reactants containing a primary amino group will also convert pyryliums into *N*-substituted nitrogen heterocycles: *N*-amino azoles¹³ are amongst several types of hydrazine derivatives to have been utilised: these give *N*-(heteroaryl)-pyridinium salts. Reaction of pyryliums with hydroxylamine comparably leads (predominantly) to the formation of pyridine *N*-oxides.^{1,14}

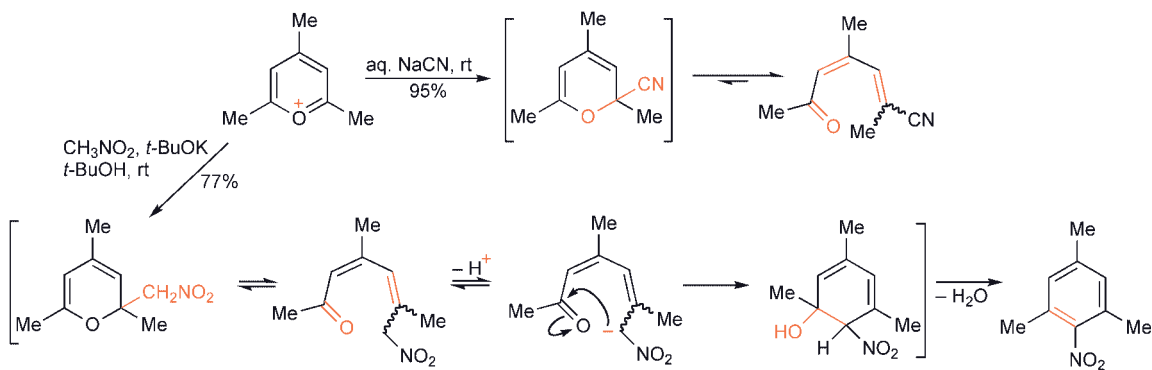
11.1.2.3 Organometallic Addition

Organometallic addition takes place at an α -position, or occasionally at C-4 when the α -positions are substituted and C-4 is unsubstituted¹⁵ or when organocuprates are used.¹⁶ The initial *2H*-pyrans undergo electrocyclic ring opening (and more rapidly than the comparable cyclohexadiene/hexatriene transformation¹⁷) affording dienones or dienals with retention of geometrical integrity.

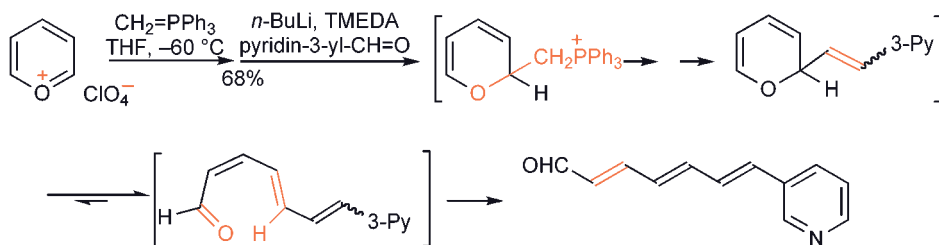


11.1.2.4 Other Carbanionic Additions

By processes comparable to organometallic addition, cyanide addition to 2,4,6-trimethylpyrylium leads to a ring-opened dienone.¹⁸ Reactions with stabilised anions, such as those from nitromethane or 1,3-dicarbonyl compounds, proceed though a series of equilibria to recycled, aromatic compounds.^{4a}

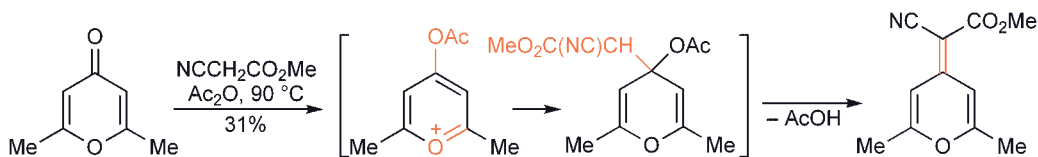


Following addition of triphenylphosphonium methylide, Wittig condensation, electrocyclic ring opening and double bond equilibration, all *trans*-7-substituted 2,4,6-heptatrienals can be accessed.¹⁹



11.1.3 Substitution Reactions with Nucleophilic Reagents

There are a small number of pyrylium reactions that can be categorised as nucleophilic substitutions. 4-Pyrones react with acetic anhydride at carbonyl oxygen to produce 4-acetoxy-pyryliums, *in situ*, allowing nucleophilic substitution at C-4: the reaction of 2,6-dimethylpyrone with methyl cyanoacetate is typical.²⁰ Phosphorus pentachloride likewise converts 4-pyrones into 4-chloropyryliums.²¹

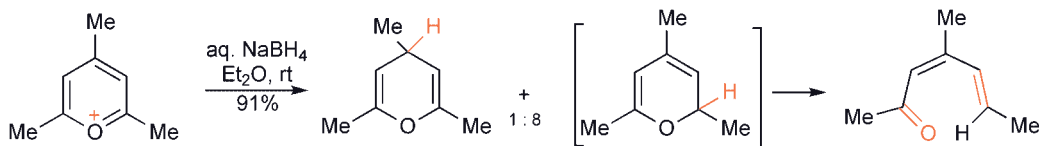


11.1.4 Reactions with Radicals

4-Alkylation of 2,6-disubstituted pyryliums has been achieved using tetraalkyltin compounds in the presence of UV light; the initial adducts are re-oxidised *in situ* to produce 4-substituted pyrylium salts.²²

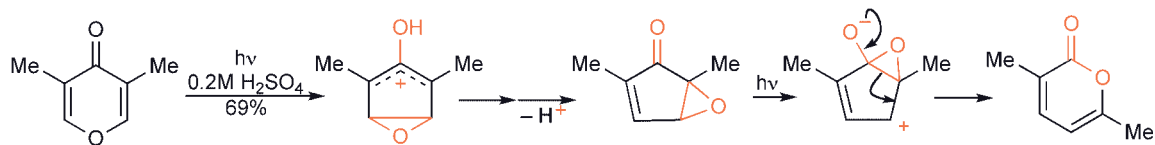
11.1.5 Reactions with Reducing Agents

The addition of hydride to pyryliums takes place mainly at an α -position, generating 2*H*-pyrans, which rapidly open to form the isolated products, dienones, best extracted immediately into an organic solvent to minimise further reaction; the minor products are the isomeric 4*H*-pyrans.²³ One-electron polarographic reduction generates radicals, which dimerise (cf. 8.5.3).²⁴



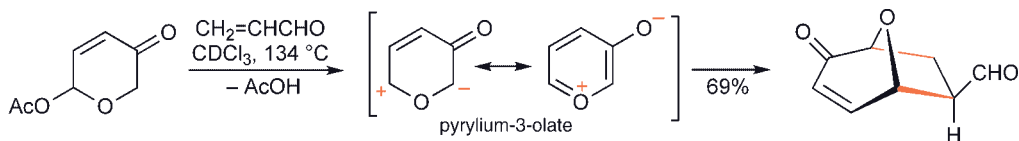
11.1.6 Photochemical Reactions

At first sight, the photochemistry of 4-hydroxy-pyryliums, i.e. of 4-pyrones in acid solution, seems extraordinary, in that they are converted into 2-pyrones, however a rationalisation involving, first, a bicyclic hydroxyallyl cation, second, a bicyclic epoxy-cyclopentenone, and then a second photoexcitation, makes the transformation clear; the sequence is shown below.²⁵ Irradiation at higher pH leads to a trapping of the first-formed photointermediate by solvent and thus the isolation of dihydroxy-cyclopentenones.²⁶



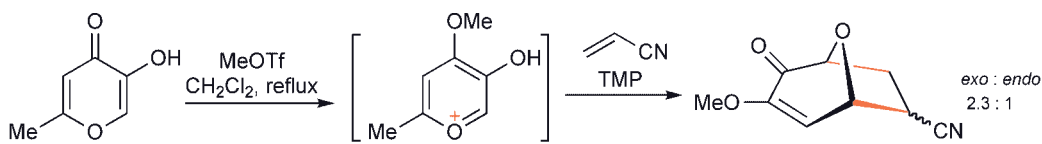
11.1.7 Reactions with Dipolarophiles; Cycloadditions

Pyrylium-3-olates,²⁷ formally 3-hydroxy-pyryliums rendered overall neutral by loss of the phenolic proton, though this is not usually the method for their formation, undergo cycloadditions across the 2,6-positions and in so doing parallel the reactivity of pyridinium-3-olates (8.7). Even unactivated alkenes will cycloadd when tethered and thus the process is intramolecular.²⁵ Usually, the pyrylium-3-olate is generated by elimination of acetic acid from a 6-acetoxy-2*H*-pyran-3(6*H*)-one (a ‘pyranulose acetate’²⁸) (see 18.2).



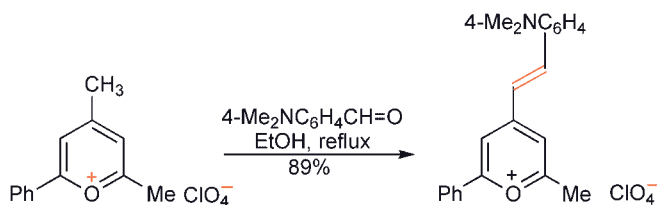
Borohydride reduction of the ketone carbonyl in such adducts, then ozonolysis, generates 2,5-*cis* disubstituted tetrahydrofurans.²⁹

Another ingenious route for the generation of the dipolar species involves the carbonyl-*O*-alkylation³⁰ or *O*-silylation³¹ of 3-oxygenated 4-pyrones. The example below shows *O*-methylation of a kojic acid derivative, then deprotonation of the 3-hydroxyl using a hindered base to trigger the dipolar cycloaddition.



11.1.8 Alkyl-Pyryliums³²

Hydrogens on alkyl groups at the α - and γ -positions of pyrylium salts are, as might be expected, quite acidic: reaction at a γ -methyl is somewhat faster than at an α -methyl.³³ Condensations with aromatic aldehydes (illustrated below),³⁴ triethyl orthoformate³⁵ and dimethylformamide³⁶ are all possible.



11.2 2-Pyrones and 4-Pyrones (2*H*-Pyran-2-ones and 4*H*-Pyran-4-ones; α - and γ -Pyrones)

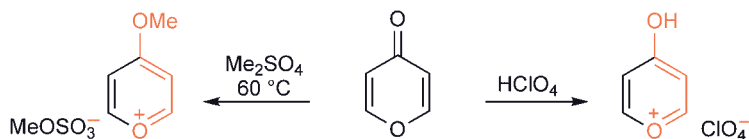
11.2.1 Structure of Pyrones

2- and 4-Hydroxy-pyrylium salts are quite strongly acidic and are therefore much better known as their conjugate bases, the 2- and 4-pyrones. The simple 4-pyrones are quite stable crystalline substances, whereas the 2-pyrones are much less stable: 2-pyrone itself, which has the smell of fresh-mown hay, polymerises slowly on standing. There are relatively few simple pyrone natural products, in great contrast with the widespread occurrence and importance of their benzo derivatives, the coumarins and chromones (32.5.6), in nature.

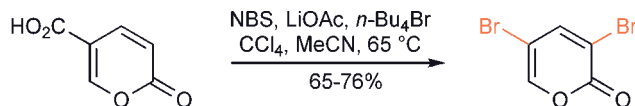
11.2.2 Reactions of Pyrones

11.2.2.1 Electrophilic Addition and Substitution

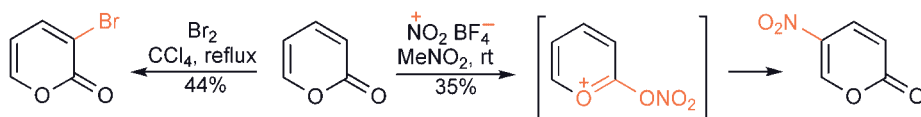
4-Pyrone is a weak base, $pK_{\text{aH}} -0.3$ that is protonated on the carbonyl oxygen to afford 4-hydroxy-pyrylium salts, often crystalline. The reaction of 2,6-dimethyl-4-pyrone with *t*-butyl bromide in hot chloroform provides a neat way to form the corresponding 4-hydroxy-2,6-dimethylpyrylium bromide.³⁷ 2-Pyrones are much weaker bases and, though they are likewise protonated on carbonyl oxygen in solution in strong acids, salts cannot be isolated. This difference is mirrored in reactions with alkylating agents: the former give 4-methoxy-pyrylium salts with dimethyl sulfate,³⁸ whereas 2-pyrones require Meerwein salts, $\text{Me}_3\text{O}^+\text{BF}_4^-$, for carbonyl-*O*-methylation. Acid-catalysed exchange in 4-pyrone, presumably *via* *C*-protonation of a concentration of neutral molecule, takes place at the 3/5-positions.³⁹



With bromine, 2-pyrone forms an unstable adduct that gives the substitution product 3-bromo-2-pyrone on warming,⁴⁰ however this can also be obtained satisfactorily by bromodecarboxylation of 2-pyrone-3-carboxylic acid; coumalic acid (2-pyrone-5-carboxylic acid) gives 5-bromo-2-pyrone⁴¹ or 3,5-dibromo-2-pyrone⁴² (See also 11.2.2.3 and 11.4.2 for syntheses of halo-2-pyrones).

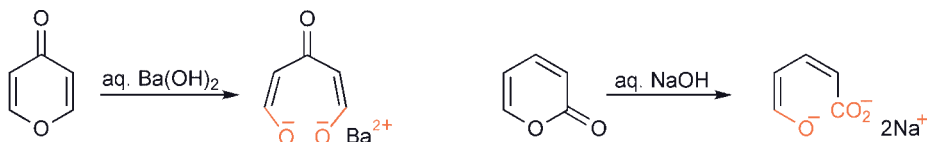


With nitronium tetrafluoroborate, the electrophile is assumed to attack first at carbonyl oxygen, leading subsequently to 5-nitro-2-pyrone.⁴³ Simple examples of electrophilic substitution of 4-pyrones are rare, however bis-dimethylaminomethylation of the parent heterocycle takes place under quite mild conditions.⁴⁴

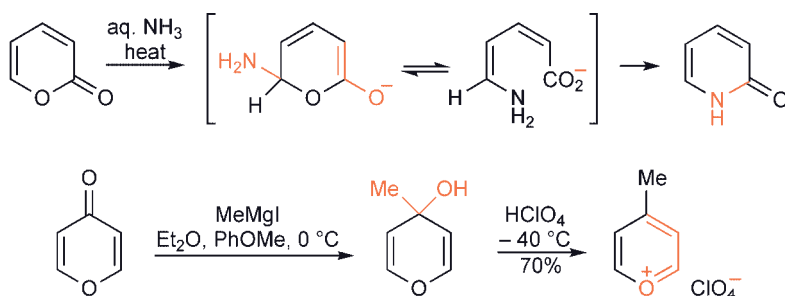


11.2.2.2 Attack by Nucleophilic Reagents

2-Pyrones are in many ways best viewed as unsaturated lactones, and as such they are easily hydrolysed by aqueous alkali; 4-pyrones, too, easily undergo ring-opening with base, though for these vinylogous lactones, initial attack is at C-2.⁴⁵




2-Pyrones can in principle add nucleophilic reactants at either C-2 (carbonyl carbon), C-4 or C-6: their reactions with cyanide anion,⁴⁶ and ammonia/amines are examples of the latter, whereas the addition of Grignard nucleophiles occurs at carbonyl carbon.



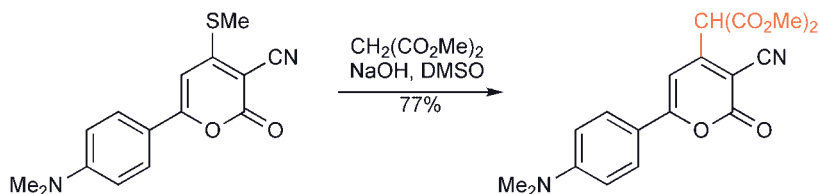
4-Pyrones also add Grignard nucleophiles at the carbonyl carbon, C-4; dehydration of the immediate tertiary alcohol product with mineral acid provides an important route to 4-mono-substituted pyrylium salts.⁴⁷ More vigorous conditions lead to the reaction of both 2- and 4-pyrones with two mole equivalents of organometallic reagent and the formation of 2,2-disubstituted-2*H*- and 4,4-disubstituted-4*H*-pyrans, respectively.⁴⁸ Perhaps surprisingly, hydride (lithium aluminium hydride) addition to 4,6-dimethyl-2-pyrone takes place, in contrast, at C-6.⁴⁹

Ammonia and primary aliphatic and aromatic amines convert 4-pyrones into 4-pyridones:⁵⁰ this must involve attack at an α -position, then ring opening and reclosure; in some cases ring-opened products of reaction with two mole equivalents of the amine have been isolated, though such structures are not necessarily intermediates on the route to pyridones.⁵¹ The transformation can also be achieved by, first, hydrolytic ring opening using barium hydroxide (see above), and then reaction of the barium salt with ammonium chloride.⁵²



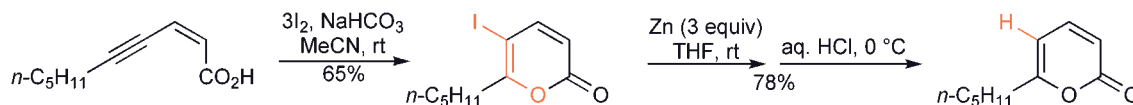
The reactions of 4-pyrones with hydrazines and hydroxylamine, can lead to recyclisations involving the second heteroatom of the attacking nucleophile, producing pyrazoles and isoxazoles, respectively, however in the simplest examples 4-pyrones react with hydroxylamine, giving either 1-hydroxy-4-pyridones or 4-hydroxy-amino-pyridine *N*-oxides;⁵³ again, prior hydrolytic ring opening using barium hydroxide has been employed.⁴³

Nucleophilic displacement of leaving groups can also be carried out in suitable cases, for example, of the 4-methylthio in 3-cyano-2-pyrones.⁵⁴



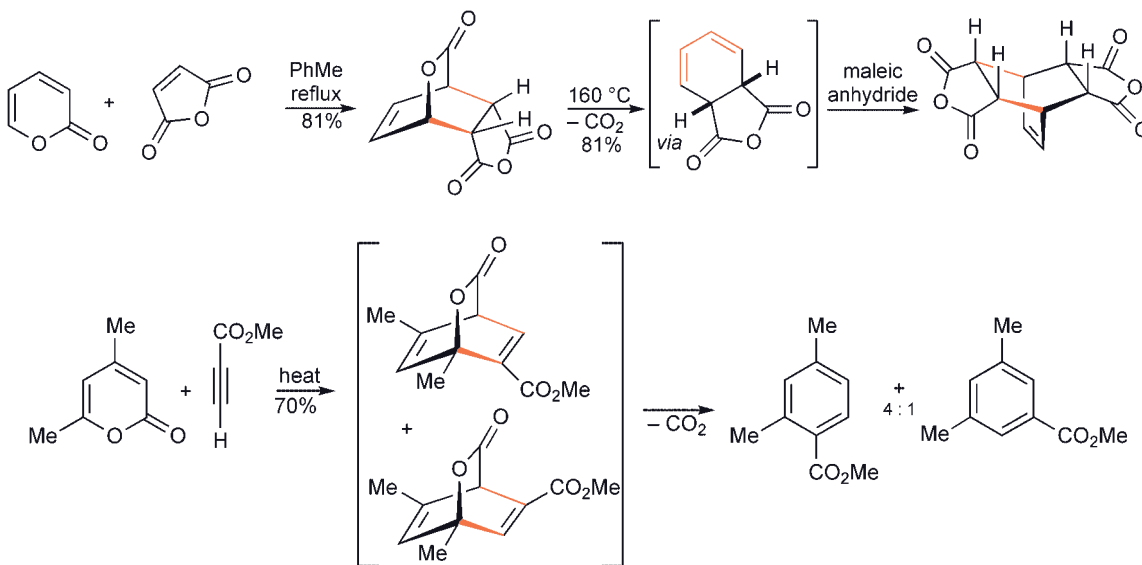
11.2.2.3 Organometallic Derivatives

3-Bromo-2-pyrone does not undergo exchange (or C-H-deprotonation) with *n*-butyllithium, however it has been transformed into a cuprate, albeit of singularly less nucleophilic character than typical cuprates.⁵⁵ 6-Substituted 5-iodo-2-pyrones, obtained by iodolactonisation, react with activated zinc, giving species that can be protonolysed or used to make 5,6-disubstituted 2-pyrones *via* Pd(0)-catalysed coupling.⁵⁶

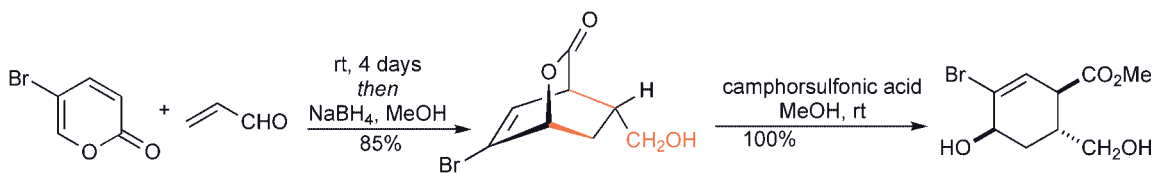


11.2.2.4 Cycloaddition Reactions⁵⁷

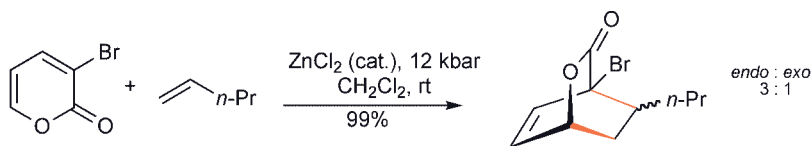
2-Pyrone reacts readily as a diene in Diels–Alder additions, but the initial adduct often loses carbon dioxide, generating a second diene that then adds a second mole of the dienophile: reaction with maleic anhydride, shown below, is typical – a monoadduct can be isolated, which under more vigorous conditions loses carbon dioxide and undergoes a second addition.⁵⁸ When the dienophile is an alkyne, methyl propiolate for example, benzenoid products result from the expulsion of carbon dioxide.⁵⁹ Primary adducts, which have not lost carbon dioxide, can be obtained from reactions conducted at lower temperatures under very high pressure or in the presence of lanthanide catalysts.⁶⁰ A useful example is the reaction of 2-pyrone and substituted derivatives with alkynyl boronates leading to aryl boronates; 2-pyrone itself reacts in 86% yield with trimethylsilyl ethynyl boronate.⁶¹



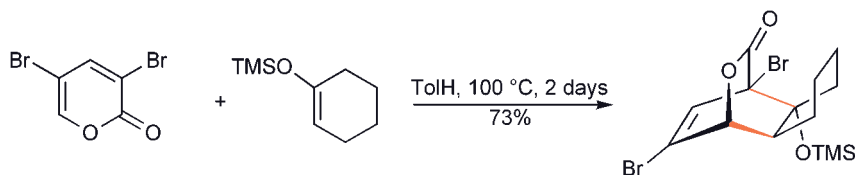
3-⁶² and 5-Bromo⁶³ -2-pyrones present remarkable properties in their abilities to act as efficient dienes towards *both* electron-rich *and* electron-poor dienophiles (illustrated below); 3-(*para*-tolylthio)-2-pyrone also undergoes ready cycloadditions with electron-deficient alkenes.⁶⁴



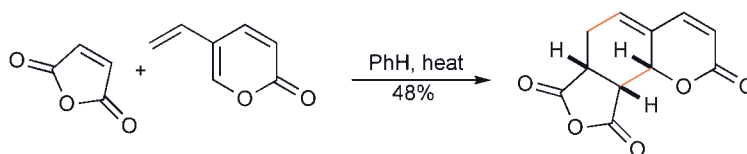
Under appropriate conditions, even unactivated alkenes will take part in intermolecular cycloadditions with 3- and 5-bromo-2-pyrones and with 3-methoxycarbonyl-2-pyrone.⁶⁵ Reactions can be conducted at 100 °C, or at room temperature under 10–12 kbar and with zinc chloride catalysis.



3,5-Dibromo-2-pyrone is a more reactive diene in both normal and inverse electron demand Diels–Alder cycloadditions: an example is shown below.⁶⁶

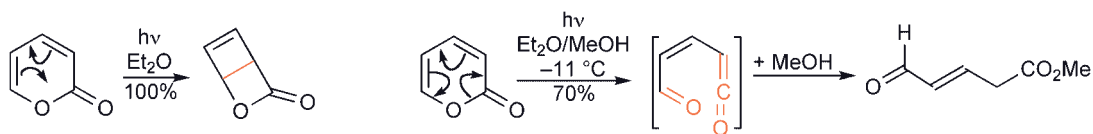


5-Alkenyl-2-pyrones, react as dienes, but in the alternative way indicated below.⁶⁷



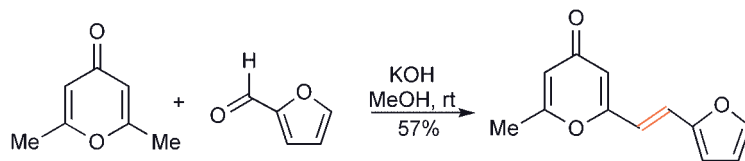
11.2.2.5 Photochemical Reactions

In addition to the photocatalysed rearrangement of 4-pyrones in acid solution (11.1.6) the other clear-cut photochemical reactions undergone are the transformation of 2-pyrone into a bicyclic β -lactone on irradiation in a non-hydroxylic solvent, and into an acyclic unsaturated ester-aldehyde on irradiation in the presence of methanol.⁶⁸



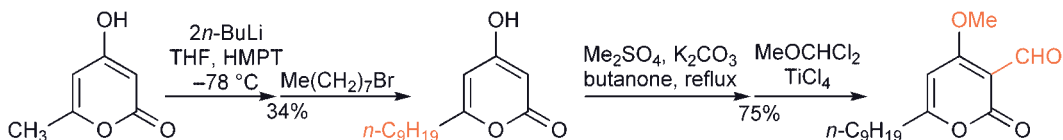
11.2.2.6 Side-Chain Reactions

4-Pyrones⁶⁹ and 2-pyrones⁷⁰ condense with aromatic aldehydes at 2- and 6-methyl groups and 2,6-dimethyl-4-pyrone can be lithiated at a methyl.⁷¹



11.2.2.7 2,4-Dioxygenated Pyrones

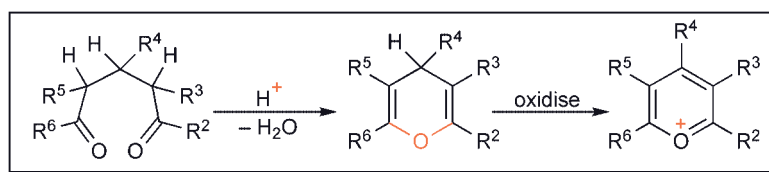
2,4-Dioxygenated pyrones exist as the 4-hydroxy tautomers. Such molecules are easily substituted by electrophiles, at the position between the two oxygens (C-3)⁷² and can be side-chain deprotonated using two mole equivalents of strong base.⁷³

11.3 Synthesis of Perylums^{1,7a}

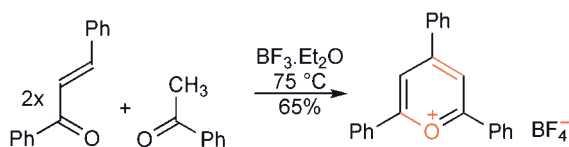
Perylum rings are assembled by the cyclisation of a 1,5-dicarbonyl precursor, separately synthesised or generated *in situ*.

11.3.1 From 1,5-Dicarbonyl Compounds

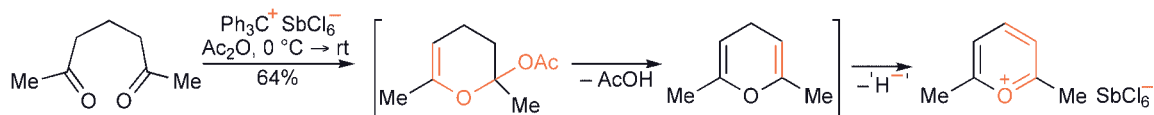
1,5-Dicarbonyl compounds can be cyclised, with dehydration and in the presence of an oxidising agent.



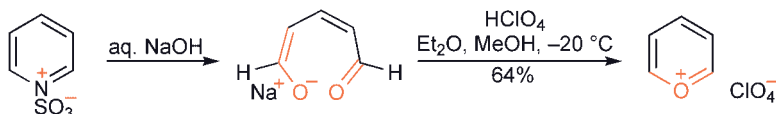
Mono-enolisation of a 1,5-diketone, then the formation of a cyclic hemiacetal, and its dehydration, produces 4H-pyrans, which require only hydride abstraction to arrive at the perylum oxidation level. The diketones are often prepared *in situ* by the reaction of an aldehyde with two moles of a ketone (compare Hantzsch synthesis, 8.14.1.2) or of a ketone with a previously prepared conjugated ketone – a ‘chalcone’ in the case of aromatic ketones/aldehydes. It is the excess chalcone that serves as the hydride acceptor in this approach.



Early work utilised acetic anhydride as solvent with the incorporation of an oxidising agent, often iron(III) chloride (though it is believed that the acylium cation is the hydride acceptor); latterly the incorporation of 2,3-dichloro-5,6-dicyano-1,4-benzoquinone,⁷⁴ 2,6-dimethylpyrylium or, most often, the triphenylmethyl cation⁷⁵ have proved efficient. In some cases the 4*H*-pyran is isolated then oxidised in a separate step.⁷⁶

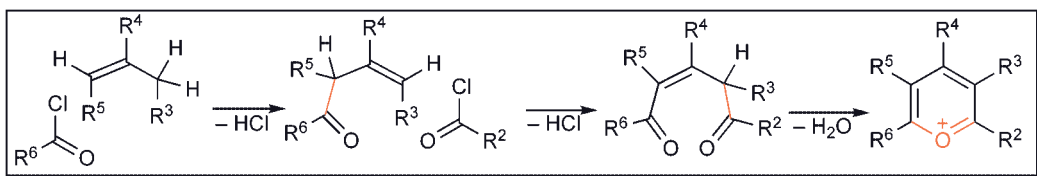


If an unsaturated dicarbonyl precursor is available, no oxidant needs to be added: a synthesis of the perchlorate of pyrylium itself, shown below, falls into this category: careful perchloric acid treatment of either glutaconaldehyde, or of its sodium salt, produces the parent salt.^{12,77} (**CAUTION:** potentially explosive).

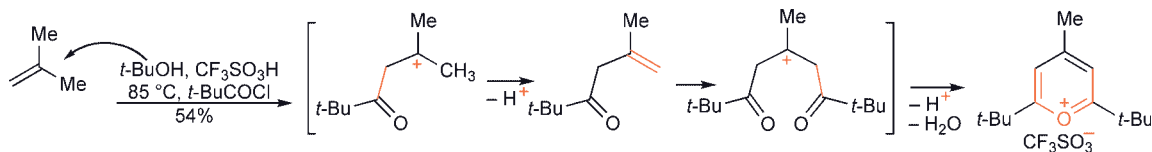


11.3.2 Alkene Acylation

Alkenes can be diacylated with an acid chloride or anhydride, generating an unsaturated 1,5-dicarbonyl compound, which then cyclises with loss of water.

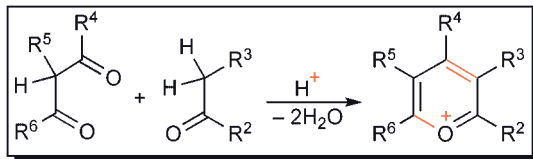


The aliphatic version of the classical aromatic Friedel–Crafts acylation process, produces, by loss of proton, a non-conjugated enone, which can then undergo a second acylation, thus generating an unsaturated 1,5-diketone. Clearly, if the alkene is not symmetrical, two isomeric diketones are formed.⁷⁸ Under the conditions of these acylations, the unsaturated diketone cyclises, loses water and forms a pyrylium salt. The formation of 2,6-di-*t*-butyl-4-methylpyrylium⁷⁹ illustrates the process – here a precursor alcohol generates the alkene *in situ*; halides that dehydrohalogenate can also be used.⁸⁰ A comparable sequence using acetic anhydride gives 2,4,6-trimethylpyrylium, best isolated as its much more stable and non-hygroscopic carboxymethanesulfonate.⁸¹

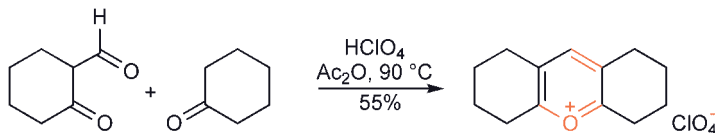


11.3.3 From 1,3-Dicarbonyl Compounds and Ketones

The acid-catalysed condensation of a ketone with a 1,3-dicarbonyl compound, with dehydration *in situ* produces pyrylium salts.



Aldol condensation between a 1,3-dicarbonyl component and a ketone with an α -methylene, under acidic, dehydrating conditions, produces pyrylium salts.⁸² It is likely that the initial condensation is followed by a dehydration before the cyclic hemiacetal formation and loss of a second water molecule. The use of the bis-acetal of malondialdehyde, as a synthon for malondialdehyde, is one of the few ways available for preparing α -unsubstituted pyryliums.¹

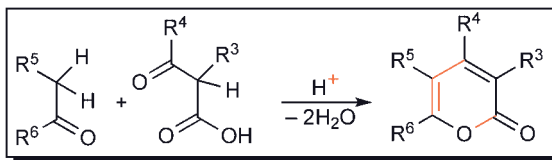


Variations on this theme include the use, as synthons for the 1,3-dicarbonyl component, of β -chloro- α,β -unsaturated ketones,⁸³ or of conjugated alkynyl aldehydes.⁸⁴

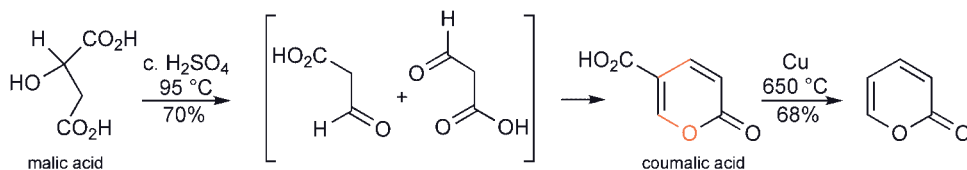
11.4 Synthesis of 2-Pyrones

11.4.1 From 1,3-Keto(aldehydo)-Acids and Carbonyl Compounds

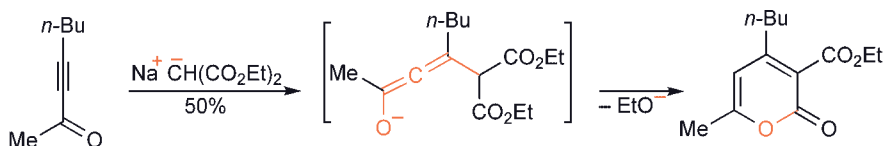
The classical general method for constructing 2-pyrones is that based on the cyclising condensation of a 1,3-keto(aldehydo)-acid with a second component that provides the other two ring carbons.



The long known synthesis of coumalic acid from treatment of malic acid with hot sulfuric acid illustrates this route: decarbonylation produces formylacetic acid, *in situ*, which serves as both the 1,3-aldehydo-acid component and the second component.⁸⁵ Decarboxylation of coumalic acid gives access to 2-pyrene itself.⁸⁶

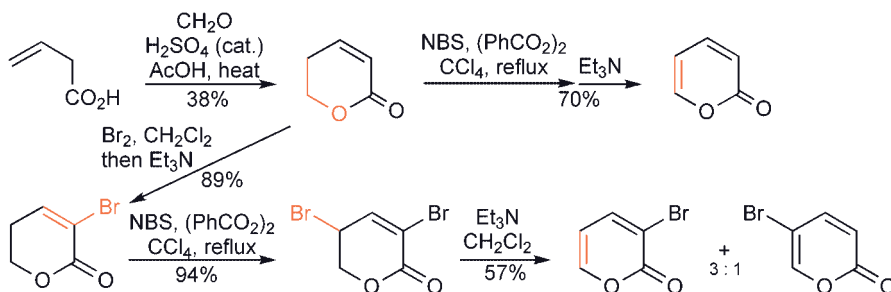


Conjugate additions of enolates to alkynyl-ketones⁸⁷ or to alkynyl-esters⁸⁸ are further variations on the synthetic theme.

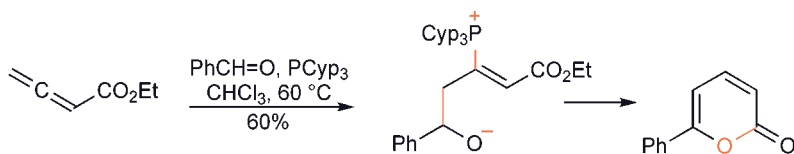


11.4.2 Other Methods

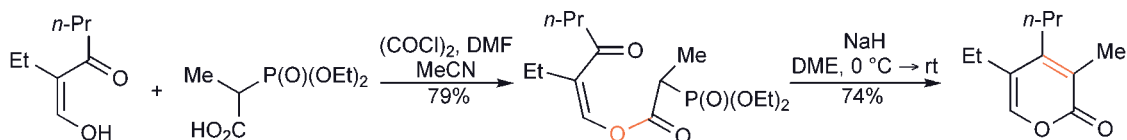
2-Pyrene itself can be prepared *via* Prins alkylation of but-3-enoic acid with subsequent lactonisation, giving 5,6-dihydro-2-pyrene, which, *via* allylic bromination and then dehydrobromination, is converted into 2-pyrene.⁸⁹ Alternative manipulation⁹⁰ of the dihydropyrene affords a convenient synthesis of a separable mixture of the important 3- and 5-bromo-2-pyrones (see 11.2.2.4).



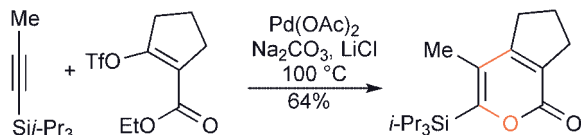
Phosphine-catalysed addition of ethyl allene carboxylate to aldehydes also involves the construction of the 5,6-bond.⁹¹



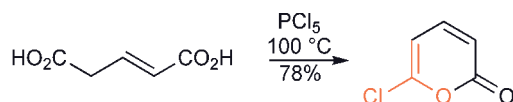
The esterification of a 1,3-ketoaldehyde enol with a diethoxyphosphinyl-alkanoic acid, forming the ester linkage of the final molecule first, allows ring closure involving C-3–C-4 bond formation *via* an intramolecular Horner–Emmons reaction.⁹²



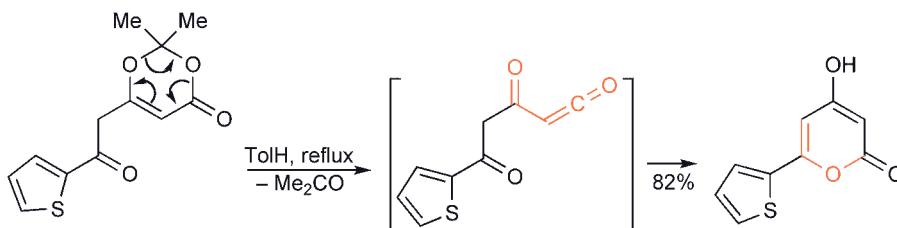
The palladium-catalysed coupling of alkynes with a 3-iodo- α,β -unsaturated ester, or with the enol triflate of a β -keto-ester as illustrated below, must surely be one of the shortest and most direct routes to 2-pyrones.⁹³



6-Chloro-2-pyrone is easily available by reaction of *trans*-glutaconic acid with phosphorus pentachloride.⁹⁴

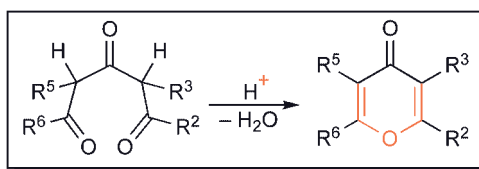


Acylation of the anion derived by deprotonating the methyl in a 2,2,6-trimethyl-1,3-dioxin-4-one, then thermolysis, provides a neat route to 2,4-dioxygenated pyrones.⁹⁵



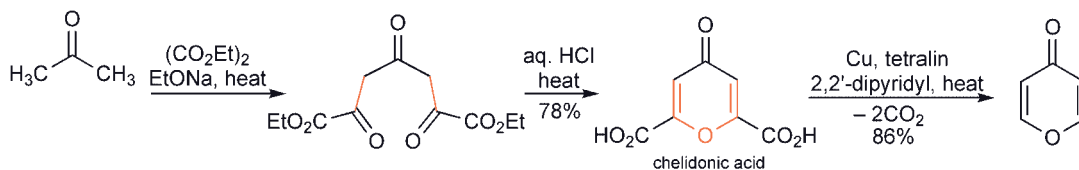
11.5 Synthesis of 4-Pyrones

4-Pyrones result from the acid-catalysed closure of 1,3,5-tricarbonyl precursors.

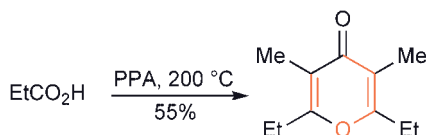


The construction of a 4-pyrone is essentially the construction of a 1,3,5-tricarbonyl compound, since such compounds easily form cyclic hemiacetals then requiring only dehydration. Strong acid has usually been used for this purpose, but where stereochemically sensitive centres are close, the reagent from triphenylphosphine and carbon tetrachloride can be employed.⁹⁶

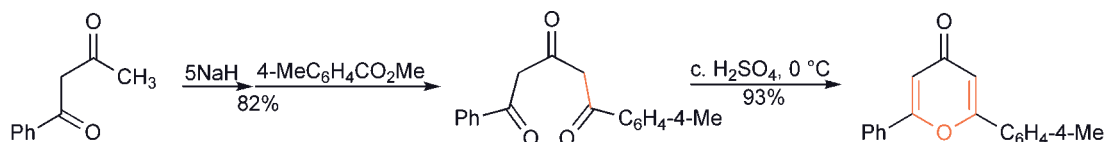
Several methods are available for the assembly of tricarbonyl precursors: the synthesis of chelidonic acid (4-pyrone-2,6-dicarboxylic acid)⁹⁷ represents the obvious approach of bringing about two Claisen condensations, one on each side of a ketone carbonyl group. Chelidonic acid can be decarboxylated to produce 4-pyrone itself.⁹⁸



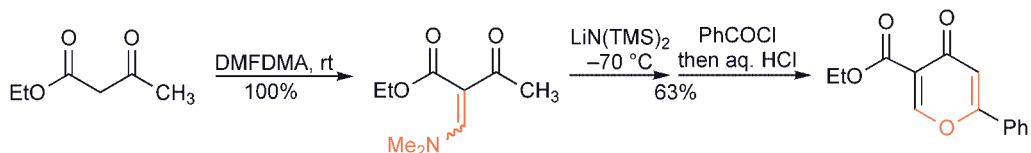
A variety of symmetrically substituted 4-pyrones can be made very simply by heating an alkanolic acid with polyphosphoric acid;⁹⁹ presumably a series of Claisen-type condensations, with a decarboxylation, lead to the assembly of the requisite acyclic, tricarbonyl precursor.



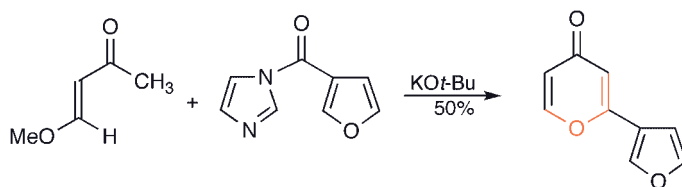
The Claisen condensation of a 1,3-diketone, *via* its dianion, with an ester,¹⁰⁰ or of a ketone enolate with an alkyne ester,¹⁰¹ also give the desired tricarbonyl arrays. Applying this principle to 1,3-keto-esters leads through to 2,4-dioxygenated heterocycles.¹⁰²



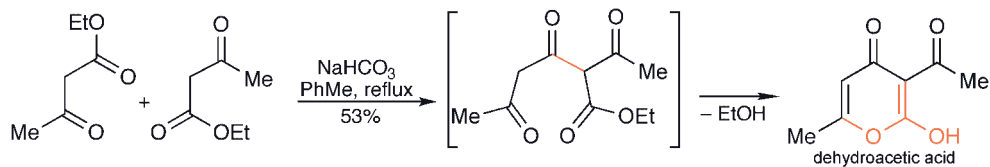
Another strategy to bring about acylation at the less acidic carbon of a β -keto ester, is to condense, firstly at the central methylene, with DMFDMA; this has the added advantage that the added carbon can then provide the fifth carbon of the target heterocycle.¹⁰³



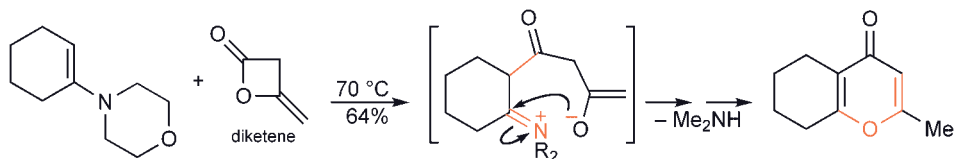
α -Unsubstituted 4-pyrones have similarly been constructed *via* acylation of 2-methoxyvinyl ketones.¹⁰⁴



Dehydroacetic acid¹⁰⁵ was first synthesised in 1866;¹⁰⁶ it is formed very simply from ethyl acetoacetate by a Claisen condensation between two molecules, followed by the usual cyclisation and finally loss of ethanol. In a modern version, β -keto-acids can be self-condensed using carbonyl diimidazole as the condensing agent.¹⁰⁷



The acylation of the enamine of a cyclic ketone with diketene leads directly to bicyclic 4-pyrones, as indicated below.¹⁰⁸



Exercises

Straightforward revision exercises (consult Chapters 10 and 11):

- Specify three nucleophiles that add easily to pyrylium salts, and draw the structures of the products produced thereby.
- Certain derivatives of six-membered oxygen heterocycles undergo 4+2 cycloaddition reactions: draw out three examples.
- Draw a mechanism for the transformation of 2-pyrone into 1-methyl-2-pyridone on reaction with methylamine.
- What steps must take place to achieve the conversion of a saturated 1,5-diketone into a pyrylium salt?
- Describe how 5,6-dihydro-2-pyrone can be utilised to prepare either 2-pyrone, or 3- and 5-bromo-2-pyrones.
- 1,3,5-Tricarbonyl compounds are easily converted into 4-pyrones. Describe two ways to produce a 1,3,5-trione or a synthon thereof.

More advanced exercises:

- Write a sequence for the transformation of 2,4,6-trimethylpyrylium into 1-phenyl-2,4,6-trimethylpyridinium by reaction with aniline.
- Devise a mechanism to explain the formation of 1,3,5-triphenylbenzene from reaction of 2,4,6-triphenylpyrylium perchlorate on reaction with 2 mole equivalents of $\text{Ph}_3\text{P}=\text{CH}_2$.
- Suggest structures for the compounds in the following sequence: 2-methyl-5-hydroxy-4-pyrone reacted with $\text{MeOTf} \rightarrow \text{C}_7\text{H}_9\text{O}_3^+\text{TfO}^-$ (a salt), then this with 2,2,6,6-tetramethylpiperidine (a hindered base) $\rightarrow \text{C}_7\text{H}_8\text{O}_3$, a dipolar substance, and this then with acrylonitrile $\rightarrow \text{C}_{10}\text{H}_{11}\text{NO}_3$.
- Write out a mechanism for the conversion of 4-pyrone into 1-phenyl-4-pyridone by reaction with aniline. Write structures for the products you would expect from reaction of methyl coumalate (5-methoxycarbonyl-2-pyrone) with benzylamine.
- Deduce structures for the pyrylium salts formed by the following sequences: (i) pinacolone (Me_3CCOMe) condensed with pivaldehyde ($\text{Me}_3\text{CCH}=\text{O}$) gave $\text{C}_{11}\text{H}_{20}\text{O}$, which was then reacted with pinacolone in the presence of NaNH_2 , generating $\text{C}_{17}\text{H}_{32}\text{O}_2$ and this with $\text{Ph}_3\text{C}^+\text{ClO}_4^-$ in AcOH gave a pyrylium salt; (ii) cyclodecene and $\text{Ac}_2\text{O}/\text{HClO}_4$; (iii) PhCOMe and $\text{MeCOCH}_2\text{CHO}$ with Ac_2O and HClO_4 .
- When dehydroacetic acid is heated with c. HCl 2,6-dimethyl-4-pyrone is formed in 97% yield – explain.
- When ethyl acetoacetate is reacted with HCl , isodehydroacetic acid (ethyl 4,6-dimethyl-2-pyrone-5-carboxylate) is formed – explain.
- Deduce structures for the pyrones formed by the following sequences: (i) PhCOCH_3 with $\text{PhC}\equiv\text{CCO}_2\text{Et}$ in the presence of NaOEt ; (ii) butanoic acid heated with PPA at 200°C ; (iii) $n\text{-BuCOCH}_2\text{CO}_2\text{H}$ with carbonyl diimidazole; (iv) $\text{PhCOCH}_2\text{COCH}_3$ with excess NaH then methyl 4-chlorobenzoate; (v) $\text{CH}_3\text{COCH}=\text{CHOMe}$ with $\text{KO}t\text{-Bu}$ and PhCOCl .

References

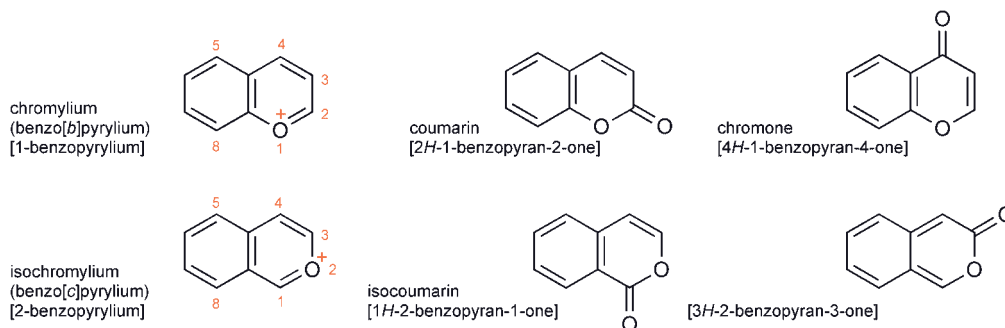
- ¹ Bangert, K., Boekelheide, V., Hafner, K. and Kaiser, H., *Org. Synth., Coll. Vol. 5*, 1106.
- ² Balaban, A. T. and Boulton, A. J., *Org. Synth., Coll. Vol. 5*, 1112.
- ³ Balaban, A. T. and Boulton, A. J., *Org. Synth., Coll. Vol. 5*, 1114.
- ⁴ A great deal of the pioneering work on pyryliums, by Roumanian and Russian workers, is described in the Russian literature. This is well reviewed in 'Pyrylium salts. Part I. Syntheses', Balaban, A. T., Schroth, W. and Fischer, G., *Adv. Heterocycl. Chem.*, **1969**, *10*, 241; 'Pyrylium salts. Synthesis, reactions and physical properties', Balaban, A. T., Dinculescu, A., Dorofeenko, G. N., Fischer, G. W., Koblik, A. V., Mezheritskii, V. V. and Schroth, W., *Adv. Heterocycl. Chem., Suppl. 2*, **1982**.
- ⁵ 'Cycloadditions and reactions of oxa-aromatics with nucleophiles', Ohkata, K. and Akiba, K.-Y., *Adv. Heterocycl. Chem.*, **1996**, *65*, 283.
- ⁶ (a) Gärd, E., Vasilescu, A., Mateescu, G. D. and Balaban, A. T., *J. Labelled Compds.*, **1967**, *3*, 193; (b) Farcasiu, D., Vasilescu, A. and Balaban, A. T., *Tetrahedron*, **1971**, *27*, 681.
- ⁷ Le Fèvre, C. G. and Le Fèvre, R. J. W., *J. Chem. Soc.*, **1932**, 2894.
- ⁸ Williams, A., *J. Am. Chem. Soc.*, **1971**, *93*, 2733.
- ⁹ Katritzky, A. R., Brownlee, R. T. C. and Musumarra, G., *Heterocycles*, **1979**, *12*, 775.
- ¹⁰ 'Aromatic compounds from pyrylium salts', Dimroth, K. and Wolf, K. H., *Newer Methods of Preparative Organic Chemistry, Vol. 3*, Academic Press, New York, **1964**, 357; Rajoharison, H. G., Soltani, H., Arnaud, M., Roussel, C. and Metzger, J., *Synth. Commun.*, **1980**, *10*, 195.
- ¹¹ 'Conversion of primary amino groups into other functionality mediated by pyrylium cations', Katritzky, A. R., *Tetrahedron*, **1980**, *36*, 679; Toma, C. and Balaban, A. T., *Tetrahedron Suppl.*, **1966**, *7*, 9.
- ¹² Toma, C. and Balaban, A. T., *Tetrahedron Suppl.*, **1966**, *7*, 1; Katritzky, A. R., Brownlee, R. T. C. and Musumarra, G., *Tetrahedron*, **1980**, *36*, 1643.
- ¹³ Katritzky, A. R. and Suwinski, J. W., *Tetrahedron*, **1975**, *31*, 1549.
- ¹⁴ Pedersen, C. L., Harrit, N. and Buchardt, O., *Acta Chem. Scand.*, **1970**, *24*, 3435; Balaban, A. T., *Tetrahedron*, **1968**, *24*, 5059; Schmitz, E., *Chem. Ber.*, **1958**, *91*, 1488.
- ¹⁵ Dimroth, K. and Wolf, K. H., *Angew. Chem.*, **1960**, *72*, 777.
- ¹⁶ Furber, M., Herbert, J. M. and Taylor, R. J. K., *J. Chem. Soc., Perkin Trans. 1*, **1989**, 683.
- ¹⁷ Royer, J., Saffieddine, A. and Dreux, J., *Bull. Chem. Soc. Fr.*, **1972**, 1646; Marvel, E. N., Chadwick, T., Caple, G., Gosink, G. and Zimmer, G., *J. Org. Chem.*, **1972**, *37*, 2992.
- ¹⁸ Balaban, A. T. and Nenitzescu, C. D., *J. Chem. Soc.*, **1961**, 3566.
- ¹⁹ Hemming, K. and R. J. K. Taylor, *J. Chem. Soc., Chem. Commun.*, **1993**, 1409.
- ²⁰ Reynolds, G. A., Van Allen, J. A. and Petropoulos, C. C., *J. Heterocycl. Chem.*, **1970**, *7*, 1061.
- ²¹ Razus, A. C., Birzan, L., Pavel, C., Lehadus, O., Corbu, A. C. and Enache, C., *J. Heterocycl. Chem.*, **2006**, *43*, 963.
- ²² Baciocchi, E., Doddi, G., Ioele, M. and Ercolani, G., *Tetrahedron*, **1993**, *49*, 3793.
- ²³ Saffieddine, A., Royer, J. and Dreux, J., *Bull. Soc. Chim. Fr.*, **1972**, 2510; Marvel, E. N. and Gosink, T., *J. Org. Chem.*, **1972**, *37*, 3036.
- ²⁴ Farcasiu, D., Balaban, A. T. and Bologna, U. L., *Heterocycles*, **1994**, *37*, 1165.
- ²⁵ Barltrop, J. A., Barrett, J. C., Carder, R. W., Day, A. C., Harding, J. R., Long, W. E. and Samuel, C. J., *J. Am. Chem. Soc.*, **1979**, *101*, 7510.
- ²⁶ Pavlik, J. W., Kirincich, S. J. and Pires, R. M., *J. Heterocycl. Chem.*, **1991**, *28*, 537; Pavlik, J. W., Keil, E. B. and Sullivan, E. L., *J. Heterocycl. Chem.*, **1992**, *29*, 1829.
- ²⁷ Hendrickson, J. B. and Farina, J. S., *J. Org. Chem.*, **1980**, *45*, 3359; 'Recent studies on 3-oxidopyrylium and its derivatives', Sammes, P. G., *Gazz. Chim. Ital.*, **1986**, *116*, 109.
- ²⁸ Sammes, P. G. and Street, L. J., *J. Chem. Soc., Perkin Trans. 1*, **1983**, 1261.
- ²⁹ Fishwick, C. W. G., Mitchell, G. and Pang, P. F. W., *Synlett*, **2005**, 285.
- ³⁰ Wender, P. A. and Mascareñas, J. L., *J. Org. Chem.*, **1991**, *56*, 6267; *idem, ibid.*, **1992**, *57*, 2115.
- ³¹ Rumbo, A., Castedo, L., Mouriño, A. and Mascareñas, J. L., *J. Org. Chem.*, **1993**, *58*, 5585.
- ³² 'Reactions of α - and γ -alkyl groups in pyrylium salts and some transformations reaction products', Mezheritskii, V. V., Wasserman, A. L. and Dorofeenko, G. N., *Heterocycles*, **1979**, *12*, 51.
- ³³ Simalty, M., Strzelecka, H. and Khedija, H., *Tetrahedron*, **1971**, *27*, 3503.
- ³⁴ Diltthey, W. and Fischer, J., *Chem. Ber.*, **1924**, *57*, 1653; Kelemen, J. and Wizinger, A., *Helv. Chim. Acta*, **1962**, *45*, 1918.
- ³⁵ Kirner, H.-D. and Wizinger, R., *Helv. Chim. Acta*, **1961**, *44*, 1766.
- ³⁶ Van Allan, J. A., Reynolds, G. A., Maier, D. P. and Chang, S. C., *J. Heterocycl. Chem.*, **1972**, *9*, 1229.
- ³⁷ Cioffi, E. A. and Bailey, W. F., *Tetrahedron Lett.*, **1998**, *39*, 2679.
- ³⁸ Baeyer, A., *Chem. Ber.*, **1910**, *43*, 2337.
- ³⁹ Beak, P. and Carls, G. A., *J. Org. Chem.*, **1964**, *29*, 2678.
- ⁴⁰ Pirkle, W. H. and Dines, M., *J. Org. Chem.*, **1969**, *34*, 2239.
- ⁴¹ Cho, C.-G., Park, J.-S., Jung, I.-H. and Lee, H., *Tetrahedron Lett.*, **2001**, *42*, 1065.
- ⁴² Cho, C.-G., Kim, Y.-W., Lim, Y.-K., Park, J.-S., Lee, H. and Koo, S., *J. Org. Chem.*, **2002**, *67*, 290.
- ⁴³ Pirkle, W. H. and Dines, M., *J. Heterocycl. Chem.*, **1969**, *6*, 313.
- ⁴⁴ Eiden, F. and Herdeis, C., *Arch. Pharm. (Weinheim)*, **1976**, *309*, 764.
- ⁴⁵ Collie, J. N. and Wilshire, N. T. M., *J. Chem. Soc.*, **1896**, 293.
- ⁴⁶ Vogel, G., *J. Org. Chem.*, **1965**, *30*, 203.
- ⁴⁷ Baeyer, A. and Piccard, J., *Justus Liebigs Ann. Chem.*, **1911**, *384*, 208; Köbrich, G., *ibid.*, **1961**, *648*, 114.
- ⁴⁸ Gompper, R. and Christmann, O., *Chem. Ber.*, **1961**, *94*, 1784.
- ⁴⁹ Vogel, G., *Chem. Ind.*, **1962**, 268.
- ⁵⁰ Adams, R. and Johnson, J. L., *J. Am. Chem. Soc.*, **1949**, *71*, 705; Campbell, K. N., Ackerman, J. F. and Campbell, B. K., *J. Org. Chem.*, **1950**, *15*, 221; Hüinig, S. and Köbrich, G., *Justus Liebigs Ann. Chem.*, **1958**, *617*, 181.

- ⁵¹ Borsche, W. and Bonaacker, I., *Chem. Ber.*, **1921**, *54*, 2678; Van Allen, J. A., Reynolds, G. A., Alassi, J. T., Chang, S. C. and Joines, R. C., *J. Heterocycl. Chem.*, **1971**, *8*, 919.
- ⁵² Watkins, W. J., Robinson, G. E., Hogan, P. J. and Smith, D., *Synth. Commun.*, **1994**, *24*, 1709.
- ⁵³ Parisi, F., Bovina, P. and Quilico, A., *Gazz. Chim. Ital.*, **1960**, *90*, 903; Yates, P., Jorgenson, M. J. and Roy, S. K., *Canad. J. Chem.*, **1962**, *40*, 2146.
- ⁵⁴ Mizuyama, N., Murakami, Y., Nagoaka, J., Kohra, S., Ueda, K., Hiraoka, K., Shigemitsu, Y. and Tominaga, Y., *Heterocycles*, **2006**, *68*, 1105.
- ⁵⁵ Posner, G. H., Harrison, W. and Wettlaufer, D. G., *J. Org. Chem.*, **1985**, *50*, 5041.
- ⁵⁶ Bellina, F., Biagetti, M., Carpita, A. and Rossi, R., *Tetrahedron Lett.*, **2001**, *42*, 2859.
- ⁵⁷ 'Diels-Alder cycloadditions of 2-pyrones and 2-pyridones', Afarinkia, K., Vinader, V., Nelson, T. D. and Posner, G. H., *Tetrahedron*, **1992**, *48*, 9111.
- ⁵⁸ Diels, O. and Alder, K., *Justus Liebigs Ann. Chem.*, **1931**, *490*, 257; Goldstein, M. J. and Thayer, G. L., *J. Am. Chem. Soc.*, **1965**, *87*, 1925; Shimo, T., Kataoka, K., Maeda, A. and Somekawa, K., *J. Heterocycl. Chem.*, **1992**, *29*, 811.
- ⁵⁹ Salomon, R. G., and Burns, J. R. and Dominic, W. J., *J. Org. Chem.*, **1976**, *41*, 2918.
- ⁶⁰ Markó, I. E., Seres, P., Swarbrick, T. M., Staton, I. and Adams, H., *Tetrahedron Lett.*, **1992**, *33*, 5649; Markó, I. E., Evans, G. R., Seres, P., Chellé, I. and Janousek, Z., *Pure Appl. Chem.*, **1996**, *68*, 113.
- ⁶¹ Delaney, P. M., Moore, J. E. and Harrity, J. P. A., *Chem. Commun.*, **2006**, 3323.
- ⁶² Posner, G. H., Nelson, T. D., Kinter, C. M. and Afarinkia, K., *Tetrahedron Lett.*, **1991**, *32*, 5295.
- ⁶³ Afarinkia, K. and Posner, G. H., *Tetrahedron Lett.*, **1992**, *51*, 7839.
- ⁶⁴ Posner, G. H., Nelson, T. D., Kinter, C. M. and Johnson, N., *J. Org. Chem.*, **1992**, *57*, 4083.
- ⁶⁵ Afarinkia, K., Daly, N. T., Gomez-Farnos, S. and Joshi, S., *Tetrahedron Lett.*, **1997**, *38*, 2369; Posner, G., Hutchings, R. H. and Woodard, B. T., *Synlett*, **1997**, 432.
- ⁶⁶ Cho, C.-G., Kim, Y.-W. and Kim, W.-K., *Tetrahedron Lett.*, **2001**, *42*, 8193.
- ⁶⁷ Liu, Z. and Meinwald, J., *J. Org. Chem.*, **1996**, *61*, 6693.
- ⁶⁸ Corey, E. J. and Streith, J., *J. Am. Chem. Soc.*, **1964**, *86*, 950; Pirkle, W. H. and McKendry, L. H., *J. Am. Chem. Soc.*, **1969**, *91*, 1179; Chapman, O. L., McKintosh, C. L. and Pacansky, J., *J. Am. Chem. Soc.*, **1973**, *95*, 614.
- ⁶⁹ Woods, L. L., *J. Am. Chem. Soc.*, **1958**, *80*, 1440.
- ⁷⁰ Adam, W., Saha-Möller, C. R., Veit, M. and Welke, B., *Synthesis*, **1994**, 1133.
- ⁷¹ West, F. G., Fisher, P. V. and Willoughby, C. A., *J. Org. Chem.*, **1990**, *55*, 5936; West, F. G., Amann, C. M. and Fisher, P. V. *Tetrahedron Lett.*, **1994**, *35*, 9653.
- ⁷² De March, P., Moreno-Mañas, M., Pleixats, R. and Roca, J. C., *J. Heterocycl. Chem.*, **1984**, *21*, 1369.
- ⁷³ Groutas, W. C., Huang, T. L., Stanga, M. A., Brubaker, M. J. and Moi, M. K., *J. Heterocycl. Chem.*, **1985**, *22*, 433; Poulton, G. A. and Cyr, T. P., *Canad. J. Chem.*, **1980**, *58*, 2158.
- ⁷⁴ Carretto, J. and Simalty, M., *Tetrahedron Lett.*, **1973**, 3445.
- ⁷⁵ Rundel, W., *Chem. Ber.*, **1969**, *102*, 374; Farcasiu, D., Vasilescu, A. and Balaban, A. T., *Tetrahedron*, **1971**, *27*, 681; Farcasiu, D., *Tetrahedron*, **1969**, *25*, 1209.
- ⁷⁶ Undheim, K. and Ostensen, E. T., *Acta Chem. Scand.*, **1973**, *27*, 1385.
- ⁷⁷ Klager, F. and Träger, H., *Chem. Ber.*, **1953**, *86*, 1327.
- ⁷⁸ Balaban, A. T. and Nenitzescu, C. D., *Justus Liebigs Ann. Chem.*, **1959**, *625*, 74; *idem*, *J. Chem. Soc.*, **1961**, 3553; Prail, P. F. G. and Whitear, A. L., *ibid.*, 3573.
- ⁷⁹ Anderson, A. G. and Stang, P. J., *J. Org. Chem.*, **1976**, *41*, 3034.
- ⁸⁰ Balaban, A. T., *Org. Prep. Proced. Int.*, **1977**, *9*, 125.
- ⁸¹ Dinculescu, A. and Balaban, A. T., *Org. Prep. Proced. Int.*, **1982**, *14*, 39.
- ⁸² Schroth, W. and Fischer, G. W., *Chem. Ber.*, **1969**, *102*, 1214; Dorofeenko, G. N., Shdanow, Ju. A., Shungijetu, G. I. and Kriwon, W. S. W., *Tetrahedron*, **1966**, *22*, 1821.
- ⁸³ Schroth, W., Fischer, G. W. and Rottmann, J., *Chem. Ber.*, **1969**, *102*, 1202.
- ⁸⁴ Stetter, H. and Reischl, A., *Chem. Ber.*, **1960**, *93*, 1253.
- ⁸⁵ Wiley, R. H. and Smith, N. R., *Org. Synth., Coll. Vol. IV*, **1963**, 201.
- ⁸⁶ Zimmerman, H. E., Grunewald, G. L. and Paufler, R. M., *Org. Synth., Coll. Vol. V*, **1973**, 982.
- ⁸⁷ Anker, R. M. and Cook, A. H., *J. Chem. Soc.*, **1945**, 311.
- ⁸⁸ El-Kholy, I., Rafla, F. K. and Soliman, G., *J. Chem. Soc.*, **1959**, 2588.
- ⁸⁹ Nakagawa, M., Saegusa, J., Tonozuka, M., Obi, M., Kiuchi, M., Hino, T. and Ban, Y., *Org. Synth., Coll. Vol. VI*, **1988**, 462.
- ⁹⁰ Posner, G., Afarinkia, K. and Dai, H., *Org. Synth.*, **1994**, *73*, 231.
- ⁹¹ Zhu, X.-F., Schaffner, A. P., Li, R. C. and Kwon, O., *Org. Lett.*, **2005**, *7*, 2977.
- ⁹² Stetter, H. and Kogelnik, H.-J., *Synthesis*, **1986**, 140.
- ⁹³ Larock, R. C., Han, X. and Doty, M. J., *Tetrahedron Lett.*, **1998**, *39*, 5713.
- ⁹⁴ Pirkle, W. H. and Dines, M., *J. Am. Chem. Soc.*, **1968**, *90*, 2318; Bellina, F., Biagetti, M., Carpita, A. and Rossi, R., *Tetrahedron Lett.*, **2003**, *44*, 607.
- ⁹⁵ Katritzky, A. R., Wang, Z., Wang, M., Hall, C. D. and Suzuki, K., *J. Org. Chem.*, **2005**, *70*, 4854.
- ⁹⁶ Arimoto, H., Nishiyama, S. and Yamamura, S., *Tetrahedron Lett.*, **1990**, *31*, 5491.
- ⁹⁷ Riegel, E. R. and Zwillgmeyer, F. Z., *Org. Synth., Coll. Vol. II*, **1943**, 126.
- ⁹⁸ De Souza, C., Hajikarimian, Y. and Sheldrake, P. W., *Synth. Commun.*, **1992**, *22*, 755.
- ⁹⁹ Mullock, E. B. and Suschitzky, H., *J. Chem. Soc., C*, **1967**, 828.
- ¹⁰⁰ Miles, M. L., Harris, T. M. and Hauser, C. R., *Org. Synth., Coll. Vol. V*, **1973**, 718; Miles, M. L. and Hauser, C. R., *ibid.*, 721.
- ¹⁰¹ Soliman, G. and El-Kholy, I. E.-S., *J. Chem. Soc.*, **1954**, 1755.
- ¹⁰² Schmidt, D., Conrad, J., Klaiber, I. and Beifuss, U., *Chem. Commun.*, **2006**, 4732.
- ¹⁰³ McCombie, S. W., Metz, W. A., Nazareno, D., Shankar, B. B. and Tagat, J. J., *J. Org. Chem.*, **1991**, *56*, 4963.

- ¹⁰⁴ Morgan, T. A. and Ganem, B., *Tetrahedron Lett.*, **1980**, 21, 2773; Koreeda, M. and Akagi, H., *ibid.*, 1197.
- ¹⁰⁵ Arndt, F., *Org. Synth., Coll. Vol. III*, **1955**, 231; 'Dehydroacetic acid, triacetic acid lactone, and related pyrones', Moreno-Mañas, M. and Pleixats, R., *Adv. Heterocycl. Chem.*, **1993**, 53, 1.
- ¹⁰⁶ Oppenheim, A. and Precht, H., *Chem. Ber.*, **1866**, 9, 324.
- ¹⁰⁷ Ohta, S., Tsujimura, A. and Okamoto, M., *Chem. Pharm. Bull.*, **1981**, 29, 2762.
- ¹⁰⁸ Hünig, S., Benzing, E. and Hübner, K., *Chem. Ber.*, **1961**, 94, 486.

12

Benzopyryliums and Benzopyrones: Reactions and Synthesis



1-Benzopyryliums, coumarins and chromones are very widely distributed throughout the plant kingdom, where many secondary metabolites contain them. Not the least of these are the ‘flavonoids’, which make up the majority of flower pigments (see 32.5.6). In addition, many flavone (2-arylchromone) and coumarin derivatives have marked toxic and other physiological properties in animals, though they play no part in the normal metabolism. The isomeric 2-benzopyrylium¹ system does not occur naturally and only a few isocoumarins² occur as natural products, and as a consequence much less work on these has been described.

Processes initiated by nucleophilic additions to the positively charged heterocyclic ring are the main, almost the only, types of reaction known for benzopyryliums. The absence of examples of electrophilic substitution in the benzene ring is to be contrasted with substitution in quinolinium and isoquinolinium salts, emphasising the greater electron-withdrawing, and thus deactivating, effect of positively charged oxygen.

Coumarins, chromones, and isocoumarins react with both nucleophiles and electrophiles in much the same way as do quinolones and isoquinolones.

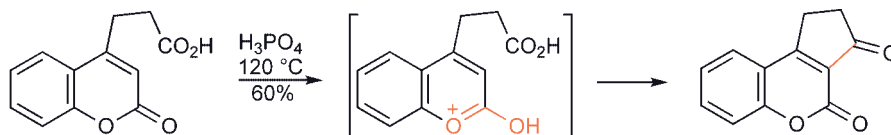
12.1 Reactions of Benzopyryliums

Much more work has been done on 1-benzopyryliums than on 2-benzopyryliums, because of their relevance to the flavylium (2-phenyl-1-benzopyrylium) nucleus, which occurs widely in the anthocyanins, and much of that work has been conducted on flavylium itself. As with pyrylium salts, benzopyrylium salts usually add nucleophiles at the carbon adjacent to the oxygen.

12.1.1 Reactions with Electrophilic Reagents

No simple examples are known of electrophilic or radical substitution of either heterocyclic or homocyclic rings of benzopyrylium salts; flavylium³ and 1-phenyl-2-benzopyrylium⁵ salts nitrate in the substituent

benzene ring. Having said this, the cyclisation of coumarin-4-propanoic acid may represent Friedel–Crafts-type intramolecular attack on the carbonyl-*O*-protonated form, i.e. on a 2-hydroxy-1-benzopyrylium system, at C-3.⁴



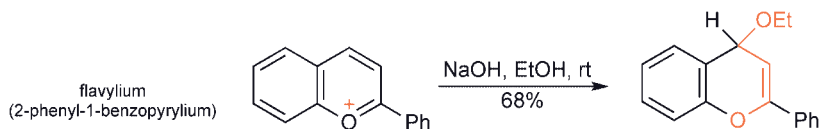
12.1.2 Reactions with Oxidising Agents

Oxidative general breakdown of flavylium salts was utilised in early structural work on the natural compounds. Baeyer–Villiger oxidation is such a process, whereby the two ‘halves’ of the molecule can be separately examined (after ester hydrolysis of the product).⁵ Flavylium salts can be oxidised to flavones using thallium(III) nitrate,⁶ and benzopyrylium itself can be converted into coumarin with manganese dioxide.⁷

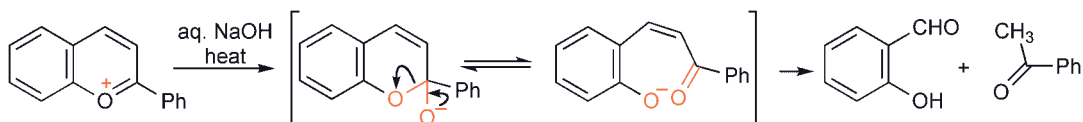
12.1.3 Reactions with Nucleophilic Reagents

12.1.3.1 Water and Alcohols

Water and alcohols add readily at C-2, and sometimes at C-4, generating chromenols or chromenol ethers.⁸ It is difficult to obtain 2*H*-chromenols pure, since they are always in equilibrium with ring-opened chalcones.⁹

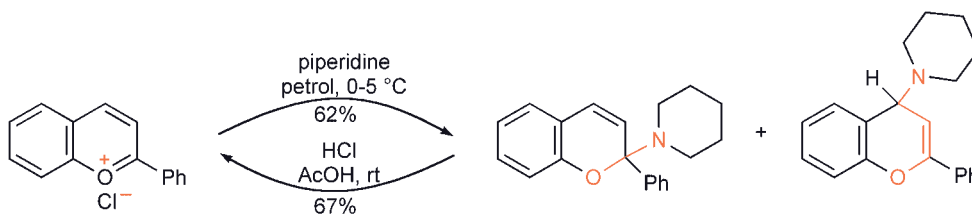


Controlled conditions are required for the production of simple adducts, for under more vigorous alkaline treatment, ring opening, then carbon–carbon bond cleavage *via* a retro-aldol mechanism takes place, and such processes, which are essentially the reverse of a route used for the synthesis of 1-benzopyryliums (12.3.1.2) were utilised in early structural work on anthocyanin flower pigments.

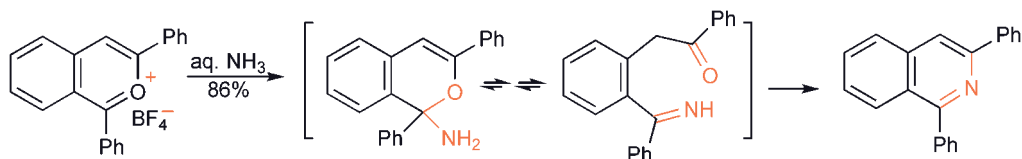


12.1.3.2 Ammonia and Amines

Ammonia and amines add to benzopyryliums, and simple adducts from secondary amines have been isolated.¹⁰

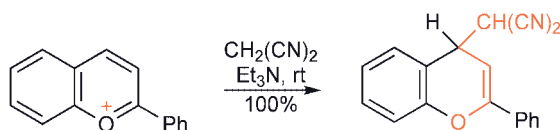


It is important to realise that 1-benzopyrylium salts cannot be converted into quinolines or quinolinium salts by reaction with ammonia or primary amines (cf. pyryliums to pyridines, 11.1.2.2), whereas 2-benzopyrylium salts are converted, efficiently, into isoquinolines or isoquinolinium salts, respectively.¹¹

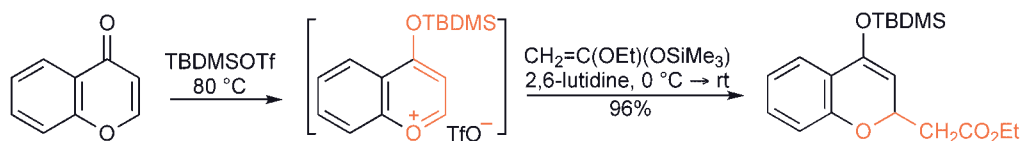


12.1.3.3 Carbon Nucleophiles

Organometallic carbon nucleophiles add to flavylium salts,¹² as do activated aromatics like phenol,¹³ and enolates such as those from cyanoacetate, nitromethane¹⁴ and dimedone,¹⁵ all very efficiently, at C-4. Cyanide and azide add to 2-benzopyryliums at C-1.¹⁶

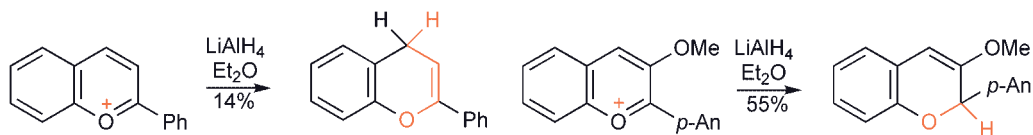


Silyl enol ethers, or allylsilanes will add at C-2 to 1-benzopyrylium salts generated by *O*-silylation of chromones; in the case of silyl ethers of α,β -unsaturated ketones, cyclisation of the initial adduct is observed (cf. 8.12.2).¹⁷



12.1.4 Reactions with Reducing Agents

Catalytic hydrogenation of flavylium salts is generally straightforward and results in the saturation of the heterocyclic ring. Lithium aluminium hydride reduces flavylium salts, generating 4*H*-chromenes,¹⁸ unless there is a 3-methoxyl, when 2*H*-chromenes are the products.¹⁹ 2-Benzopyryliums add hydride at C-1.²⁰



12.1.5 Alkyl-Benzopyryliums

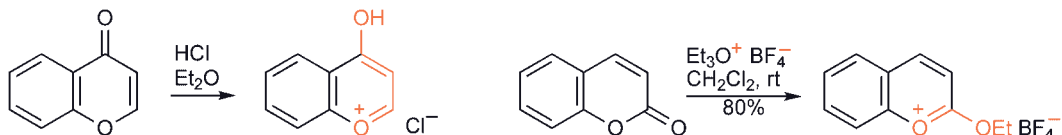
Alkyl groups oriented α or γ to the positively charged oxygen in benzopyryliums have acidified hydrogens that allow aldol-type condensations.^{1,21}

12.2 Benzopyrones (Chromones, Coumarins and Isocoumarins)

12.2.1 Reactions with Electrophilic Reagents

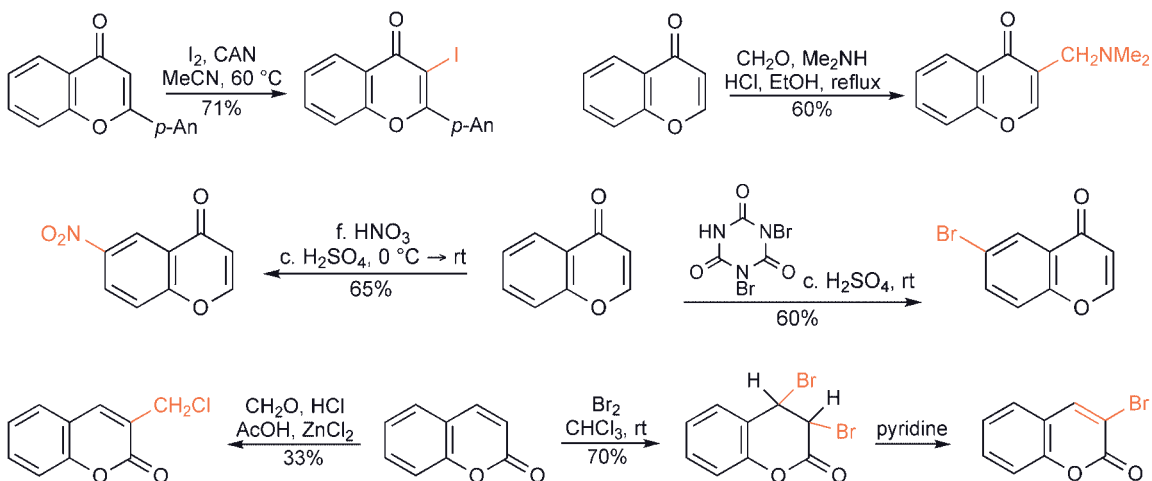
12.2.1.1 Addition to Carbonyl Oxygen

Addition of a proton to carbonyl oxygen produces a hydroxy-benzopyrylium salt; chromones undergo this protonation more easily than the coumarins, for example passage of hydrogen chloride through a mixture of chromone and coumarin in ether solution leads to the precipitation of only chromone hydrochloride (i.e. 4-hydroxy-1-benzopyrylium chloride).²² *O*-Alkylation requires the more powerful alkylating agents;^{1,23} *O*-silylation of benzopyrones is easy (12.1.3.3).



12.2.1.2 C-Substitution

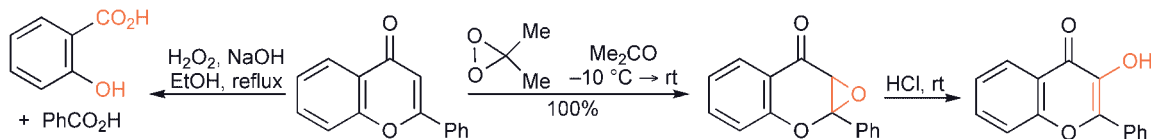
C-Substitution of coumarins and chromones has been observed in both rings: in strongly acidic media, in which presumably it is a hydroxy-benzopyrylium cation that is attacked, substitution takes place at C-6, for example nitration.²⁴ This can be contrasted with the dimethylaminomethylation of chromone,²⁵ iodination of flavones²⁶ or the chloromethylation of coumarin²⁷ where hetero-ring substitution takes place, presumably *via* the non-protonated (non-complexed) heterocycle (**CAUTION**: CH₂O/HCl also produces some ClCH₂OCH₂Cl, a carcinogen).



Reaction of coumarin or chromone with bromine results in simple addition to the heterocyclic ring double bond, subsequent elimination of hydrogen bromide giving 3-bromocoumarin²⁸ or 3-bromochromone.²⁹ Copper(II) halides with alumina in refluxing chlorobenzene is an alternative method for 3-halogenation of coumarins.³⁰ Bromine in the presence of an excess of aluminium chloride (the 'swamping catalyst' effect) converts coumarin into 6-bromocoumarin;³¹ chromone can be efficiently brominated at C-6 using dibromoisocyanuric acid.³²

12.2.2 Reactions with Oxidising Agents

Non-phenolic coumarins are relatively stable to oxidative conditions.³³ Various oxidative methods were used extensively in structure determinations of natural flavones.

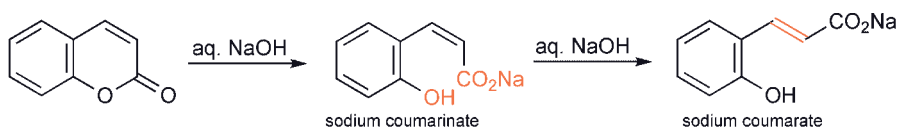


Flavones and isoflavones (3-aryl-chromones) are quantitatively converted into 2,3-epoxides by exposure to dimethyl dioxirane; flavone oxides are quantitatively converted by acid into 3-hydroxy-flavones, which are naturally occurring.³⁴

12.2.3 Reactions with Nucleophilic Reagents

12.2.3.1 Hydroxide

Coumarins are quantitatively hydrolysed to give yellow solutions of the salts of the corresponding *cis*-cinnamic acids (coumarinic acids), which cannot be isolated, since acidification brings about immediate re-lactonisation; prolonged alkali treatment leads to isomerisation and the formation of the *trans*-acid (coumaric acid) salt.

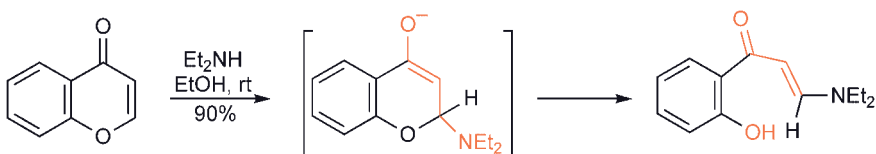


Cold sodium hydroxide comparably reversibly converts chromones into the salts of the corresponding ring-opened phenols, *via* initial attack at C-2, more vigorous alkaline treatment leading to reverse-Claisen degradation of the 1,3-dicarbonyl side-chain.

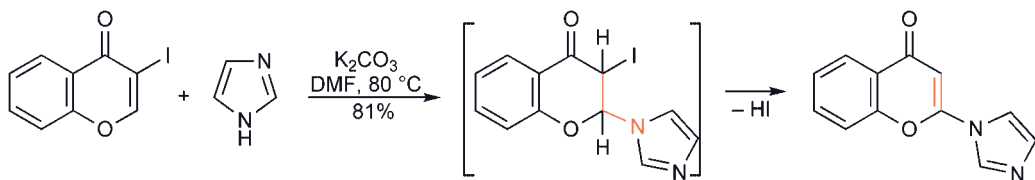


12.2.3.2 Ammonia, Amines and Hydrazines

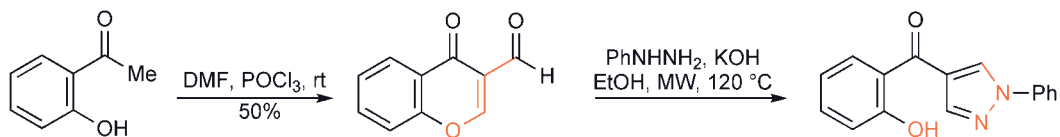
Ammonia and amines do not convert coumarins into 2-quinolones, nor chromones into 4-quinolones, but isocoumarins do produce isoquinolones.³⁵ Ring-opened products from chromones and secondary amines can be obtained where the nucleophile has attacked at C-2.



The interaction of 3-iodochromone with five-membered azoles, such as imidazole, leads to substitution at the 2-position, presumably *via* an addition/elimination sequence, as indicated.³⁶

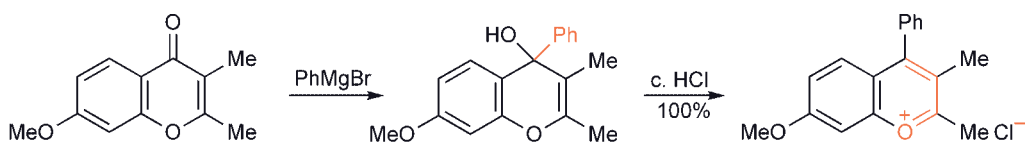


3-Formyl chromones^{37,38} react with arylhydrazines to produce 4-acyl-pyrazoles.³⁹

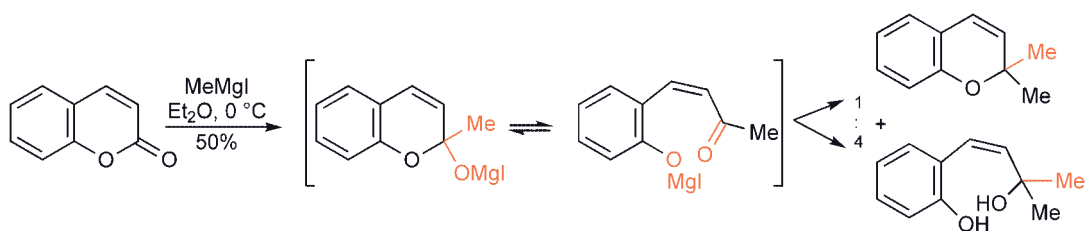


12.2.3.3 Carbon Nucleophiles

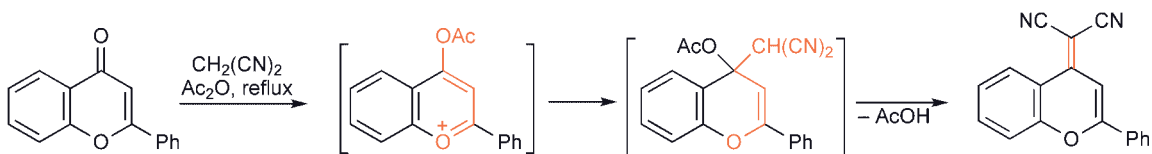
Grignard reagents react with chromones at the carbonyl carbon; the resulting chromenols can be converted by acid into the corresponding 4-substituted 1-benzopyrylium salts.²⁶



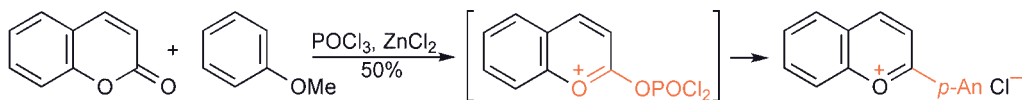
Coumarins and isocoumarins¹⁶ react with Grignard reagents, often giving mixtures of products resulting from ring opening of the initial carbonyl adduct; the reaction of coumarin with methylmagnesium iodide illustrates this.⁴⁰



By conversion into a benzopyrylium salt with a leaving group, nucleophiles can be introduced at the chromone 4-position: treatment with acetic anhydride presumably forms a 4-acetoxy-benzopyrylium.⁴¹

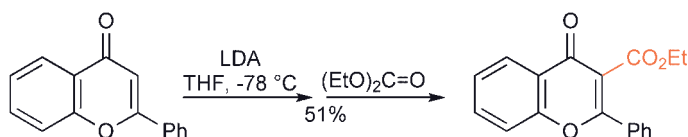


In efficient reactions, coumarin can be made to react with electron-rich aromatics using phosphoryl chloride, alone, or with zinc chloride.⁴²



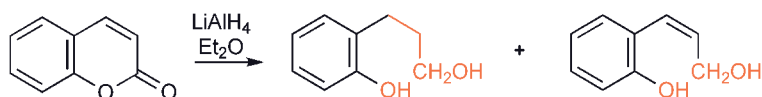
12.2.3.4 Organometallic Derivatives

Flavone can be lithiated at C-3.⁴³



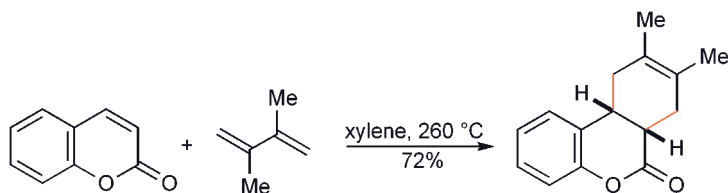
12.2.3.5 Reactions with Reducing Agents

Both coumarin and chromone are converted by diborane then alkaline hydrogen peroxide into 3-hydroxychroman.⁴⁴ Catalytic reduction of coumarin or chromone saturates the C–C double bond.⁴⁵ For both systems, hydride reagents can of course react either at carbonyl carbon or at the conjugate position and mixtures therefore tend to be produced. Zinc amalgam in acidic solution converts benzopyrones in 4-unsubstituted benzopyrylium salts.⁴⁶

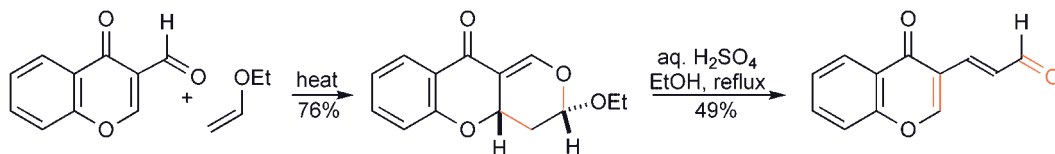


12.2.3.6 Reactions with Dienophiles; Cycloadditions

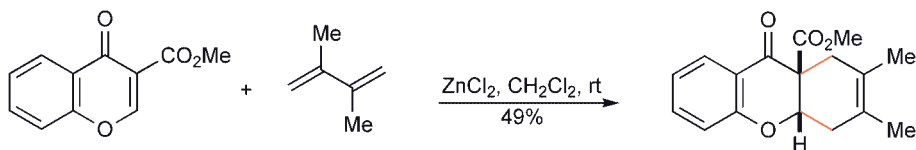
Coumarins, but not apparently chromones, serve as dienophiles in Diels–Alder reactions, though under relatively forcing conditions;⁴⁷ in water such additions take place at 150 °C and under high pressure, at 70 °C.⁴⁸



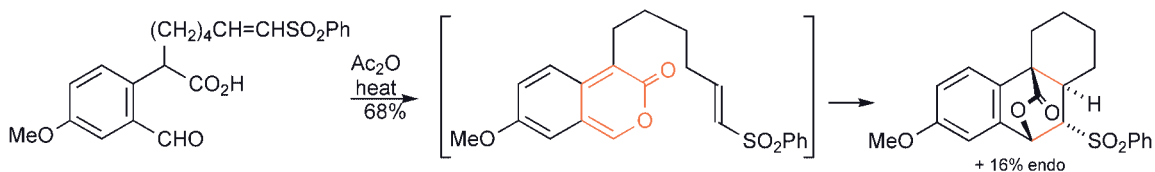
It can be taken as a measure of the low intrinsic aromaticity associated with fused pyrone rings, that 3-acyl-chromones undergo hetero-Diels–Alder additions with enol ethers,⁴⁹ and ketene acetals,⁵⁰ 3-formylchromone reacting the most readily.



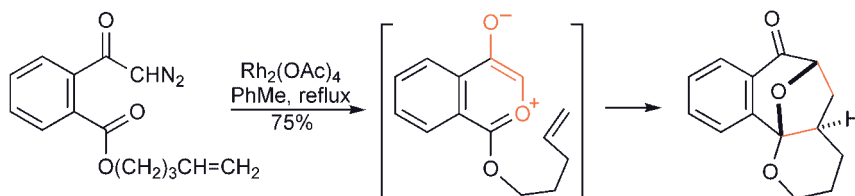
Chromone-3-esters, on the other hand, serve as dienophiles under Lewis acid catalysis.⁵¹



2-Benzopyran-3-ones, generated by cyclising dehydration of an *ortho*-formyl-arylacetic acids take part in intramolecular Diels–Alder additions, as shown below.⁵²

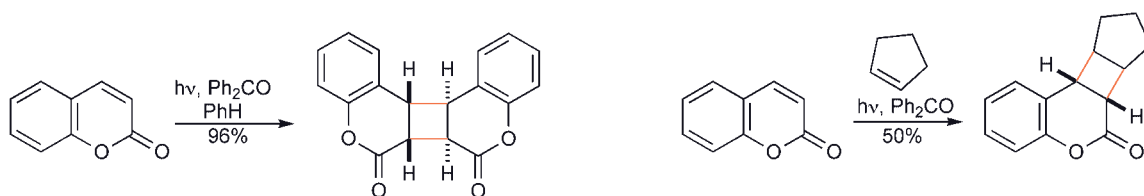


Decomposition of aryl-diazoketones, which have an alkene tethered *via* an *ortho*-ester, generates a 4-oxido-isochromylum salt for intramolecular cycloaddition to the alkene.⁵³



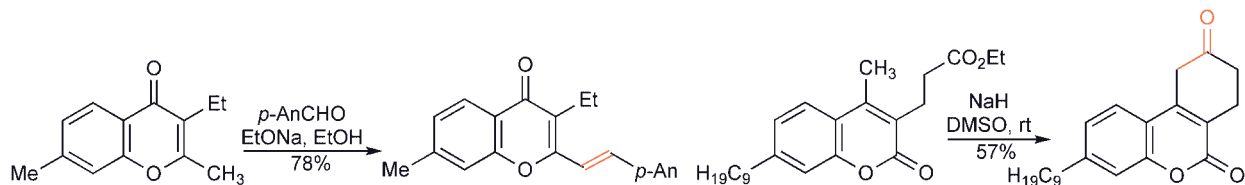
12.2.3.7 Photochemical Reactions

Coumarin has been studied extensively in this context; in the absence of a sensitiser, it gives a *syn* head-to-head dimer; in the presence of benzophenone as sensitiser, the *anti* isomer is formed;⁵⁴ the *syn* head-to-tail dimer is obtained by irradiation in acetic acid.⁵⁵ Cyclobutane-containing products are obtained in modest yields by sensitiser-promoted cycloadditions of coumarins or 3-acyl-oxycoumarins, with alkenes, ketene diethyl acetal or cyclopentene.⁵⁶



12.2.3.8 Alkyl-coumarins and Alkyl-chromones

Methyl groups at C-2, but not at C-3, of chromones undergo condensations with aldehydes, because only the former can be deprotonated to give conjugated enolates.⁵⁷

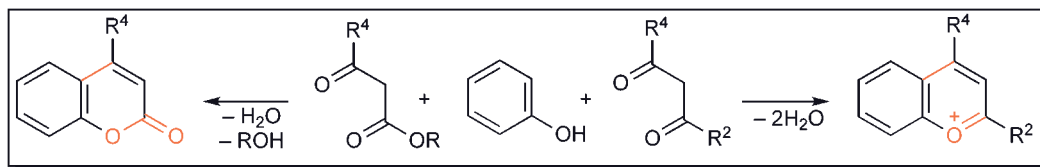


The 4-position of coumarins is the only one at which alkyl substituents have enhanced acidity in their hydrogens,⁵⁸ and this is considerably less than that of the methyl groups of 2-methyl-chromones.⁵⁹

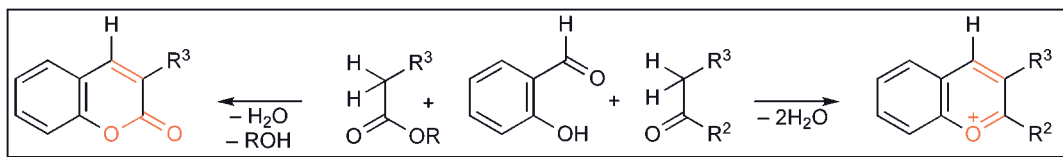
12.3 Synthesis of Benzopyryliums, Chromones, Coumarins and Isocoumarins

There are three important ways of putting together 1-benzopyryliums, coumarins and chromones; all begin with phenols. The isomeric 2-benzopyrylium and isocoumarin nuclei require the construction of an *ortho*-carboxy- or *ortho*-formyl-arylacetaldehyde (homophthalaldehyde).

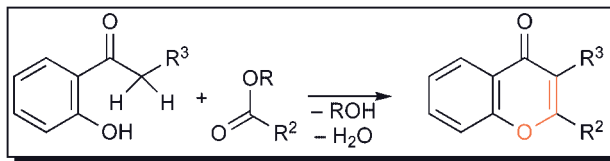
Subject to the restrictions set out below, phenols react with 1,3-dicarbonyl compounds to produce 1-benzopyryliums or coumarins, depending on the oxidation level of the 1,3-dicarbonyl component.



ortho-Hydroxy-benzaldehydes react with carbonyl compounds having an α -methylene, to give 1-benzopyryliums or coumarins, depending on the nature of the aliphatic unit.



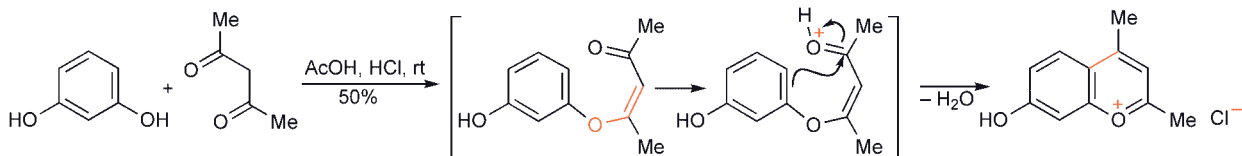
ortho-Hydroxyaryl alkyl ketones react with esters to give chromones.



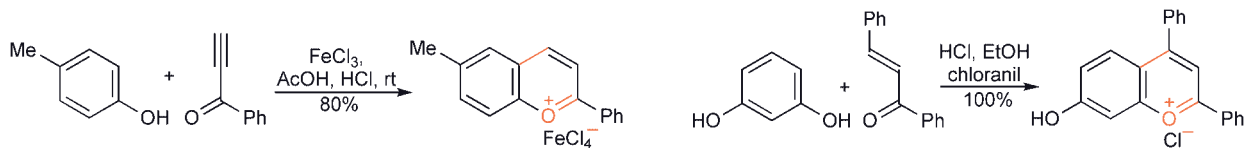
12.3.1 Ring Synthesis of 1-Benzopyryliums^{1b}

12.3.1.1 From Phenols and 1,3-Dicarbonyl Compounds

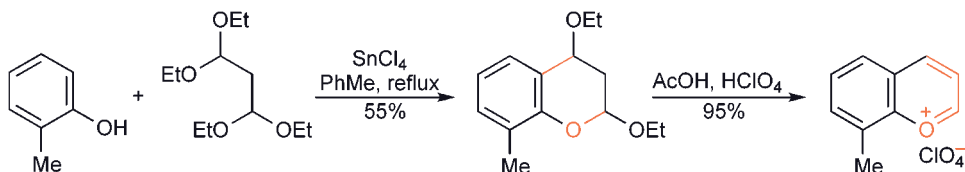
The simplest reaction, that between a diketone and a phenol, works best with resorcinol, for the second hydroxyl facilitates the cyclising electrophilic attack. This synthesis can give mixtures with unsymmetrical diketones, and it is therefore well suited to the synthesis of 1-benzopyryliums with identical groups at C-2 and C-4,⁶⁰ however diketones in which the two carbonyl groups are appreciably different in reactivity can also produce high yields of single products.⁶¹



Acetylenic ketones, synthons for 1,3-keto-aldehydes, also take part regioselectively in condensations,⁶² as do chalcones (a chalcone has the form $\text{ArCH}=\text{CHC}(\text{O})\text{Ar}$), though of course an oxidant must be incorporated in this latter case.⁶³ Hexafluorophosphoric acid is recommended for the condensation of phloroglucinols and alkynyl-ketones.⁶⁴

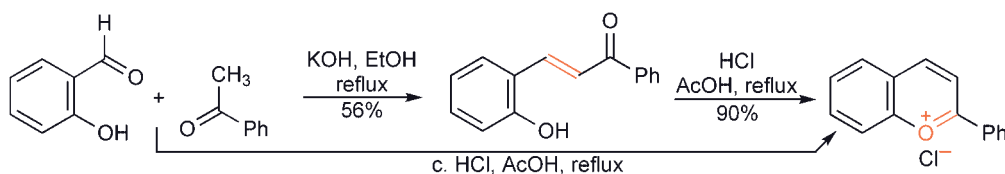


For hetero-ring-unsubstituted targets, the bis-acetal of malondialdehyde can be employed: in this variant a heterocyclic acetal-ether is first obtained, from which two mole equivalents of ethanol must then be eliminated.⁶⁵



12.3.1.2 From ortho-Hydroxy-araldehydes and ketones

Salicylaldehydes can be condensed, by base or acid catalysis, with ketones that have an α -methylene. When base catalysis is used, the intermediate hydroxy-chalcones can be isolated,⁸ but overall yields are often better when the whole sequence is carried out in one step, using acid.⁶⁶ It is important to note that because this route does not rely upon an electrophilic cyclisation onto the benzene ring, 1-benzopyryliums free from benzene ring (activating) substituents can be produced.

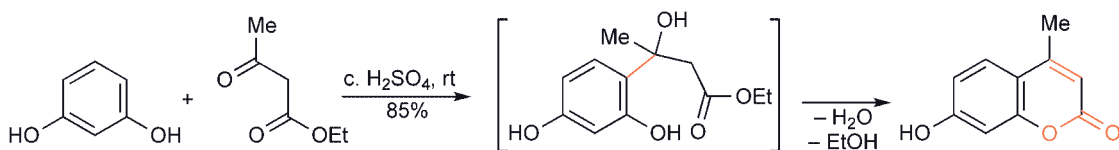


12.3.2 Ring Synthesis of Coumarins

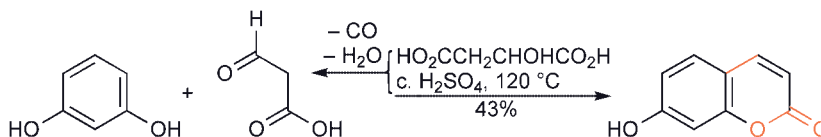
12.3.2.1 From Phenols and 1,3-Keto-Esters

The Pechmann Synthesis⁶⁷

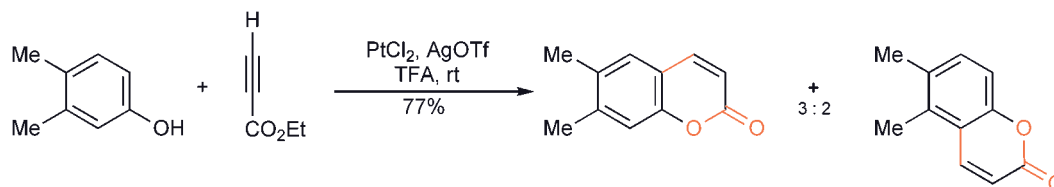
Phenols react with β -keto-esters, including cyclic keto-esters,⁶⁸ to give coumarins under acid-catalysed conditions – concentrated sulfuric acid,⁶⁹ hydrogen fluoride,⁷⁰ a cation exchange resin,⁷¹ indium(III) chloride⁷² and sulfamic acid⁷³ (solvent free) are amongst those that have been used.



The Pechmann synthesis works best with the more nucleophilic aromatic compounds, such as resorcinols: electrophilic attack on the benzene ring *ortho* to phenolic oxygen by the protonated ketone carbonyl is the probable first step, though aryl-acetoacetates, prepared from a phenol and diketene, also undergo ring closure to give coumarins.⁷⁴ The greater electrophilicity of the ketonic carbonyl determines the orientation of combination. The production of hetero-ring-unsubstituted coumarins can be achieved by condensing with formylacetic acid, generated *in situ* by the decarboxylation of malic acid.

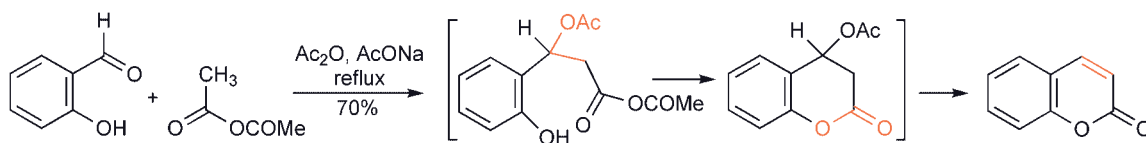


Coumarins can be obtained directly, in a one-pot procedure, from phenols and a propiolate, using palladium or platinum catalysis.^{75,76}

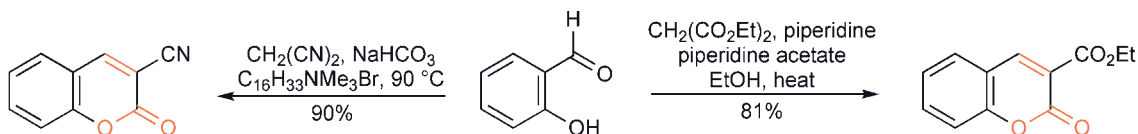


12.3.2.2 From *ortho*-Hydroxy-Araldehydes and Anhydrides or Esters

The simplest synthesis of coumarins is a special case of the Perkin condensation, i.e. the condensation of an aromatic aldehyde with an anhydride. *ortho*-Hydroxy-*trans*-cinnamic acids cannot be intermediates since they do not isomerise under the conditions of the reaction; nor can *O*-acetylsalicylaldehyde be the immediate precursor of the coumarin, since it is not cyclised by sodium acetate on its own.⁷⁷

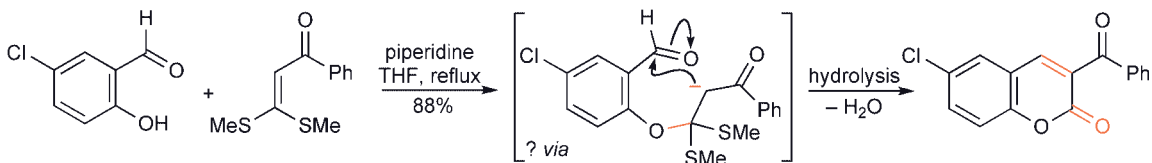


The general approach can be enlarged and conditions for condensation made milder by the use of further-activated esters, thus condensation with methyl nitroacetate produces 3-nitro-coumarins,⁷⁸ condensations with Wittig ylides⁷⁹ allow *ortho*-hydroxyaryl ketones to be used⁸⁰ and the use of diethyl malonate (or malonic acid⁸¹) (a 3-ester can be removed by hydrolysis and decarboxylation⁸²), malononitrile, ethyl trifluoroacetate, or substituted acetonitriles in a Knoevenagel condensation, produces coumarins with a 3-ester,⁸³ 3-trifluoroacetyl,⁸⁴ 3-cyano, or 3-alkyl or -aryl substituent.⁸⁵ Condensation with *N*-acetylglycine generates 3-acetylamino-coumarins.⁸⁶



12.3.2.3 From *ortho*-Hydroxyaraldehydes and Bis(methylthio)methylidene-Ketones

In a route which certainly involves formation of the ester linkage as a first step, *ortho*-hydroxy-araldehydes react with bis(methylthio)methylidene-ketones (easily generated from methyl ketones by reaction with base, then carbon disulfide, then iodomethane), the ring closure taking place without further intervention.⁸⁷

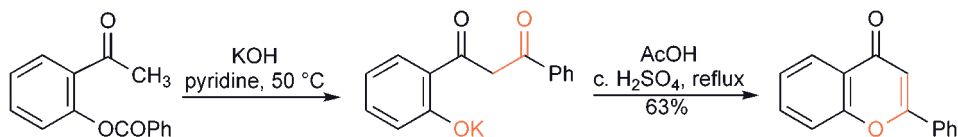


12.3.3 Ring Synthesis of Chromones

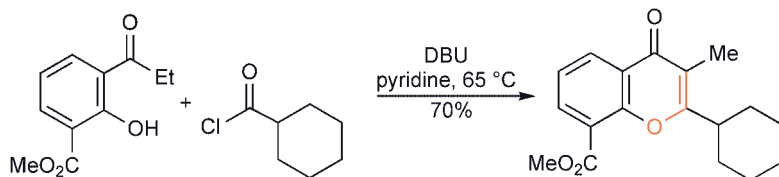
12.3.3.1 From *ortho*-Hydroxyacyl-Arenes with Esters

Most syntheses of chromones require the prior construction of a 1-(*ortho*-hydroxyaryl)-1,3-diketone, or equivalent, and it is in the manner by which this intermediate is generated that the methods differ.

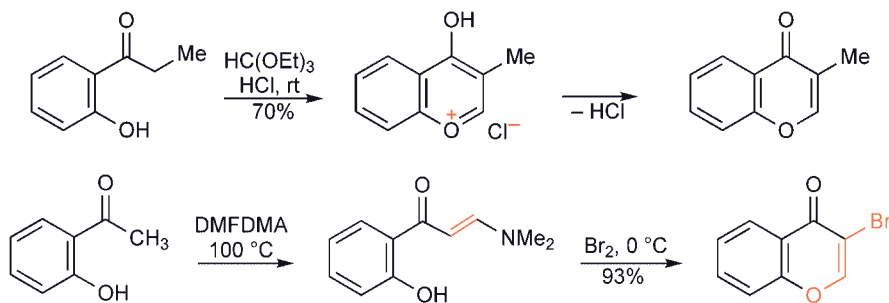
Claisen condensation between an ester and the methylene adjacent to the carbonyl of the acylarene produces a 1-(*ortho*-hydroxyaryl)-1,3-diketone. The Claisen condensation can be conducted in the presence of the acidic phenolic hydroxyl by the use of excess strong base,⁸⁸ triethylamine as solvent and base can also be utilised.⁸⁹ Alternatively, the process is conducted in two steps: first, acylation of the phenolic hydroxyl, and secondly, an intramolecular⁹⁰ base-catalysed Claisen condensation, known as the Baker-Venkataraman rearrangement: a synthesis of flavone itself is illustrative.⁹¹



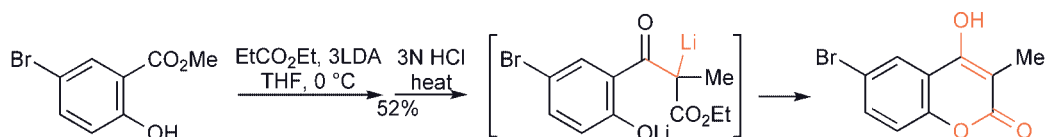
The use of diazabicycloundecene (DBU) allows the whole sequence to be conducted without isolation of intermediates, as shown in the example below.⁹²



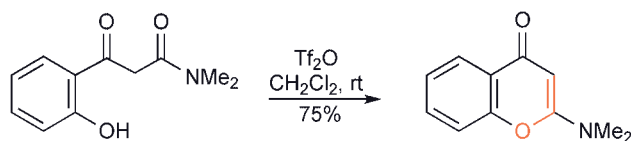
The production of a 2-unsubstituted chromone by this route requires the use of triethyl orthoformate.⁹³ Reaction with dimethylformamide dimethyl acetal, followed by an electrophile, bromine in the example, gives 3-substituted chromones.⁹⁴



A variant of this route to 2-unsubstituted chromones employs oxalic acid half-ester half-acid chloride, which gives a 2-ethoxycarbonyl-chromone, hydrolysis and decarboxylation of which achieves the required result.⁹⁵ Diethyl carbonate as the ester gives rise to 2,4-dioxygenated heterocycles, which exist as 4-hydroxy-coumarins.⁹⁶ The condensation of a salicylate with an ester, using three mole equivalents of base also leads through to 4-hydroxy-coumarins, as illustrated below.⁹⁷

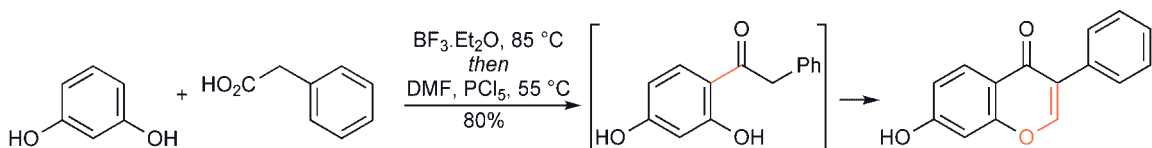


2-Aminobenzopyrones result from the ring closure of 1-(*ortho*-hydroxyaryl)-1,3-ketoamides.⁹⁸



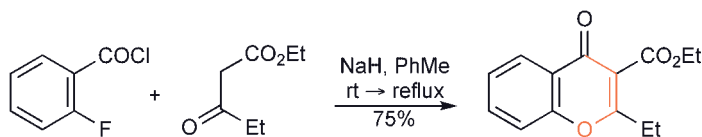
The variants on this route are many: for example condensation of *ortho*-hydroxyacetophenone with the Vilsmeier reagent produces 3-formylchromone (12.2.3.2).

Isoflavones (3-aryl-chromones) can also be prepared in this way: boron trifluoride-catalysed Friedel-Crafts acylation of a reactive phenol with an aryl acetic acid is followed by reaction with dimethylformamide and phosphorus pentachloride.⁹⁹



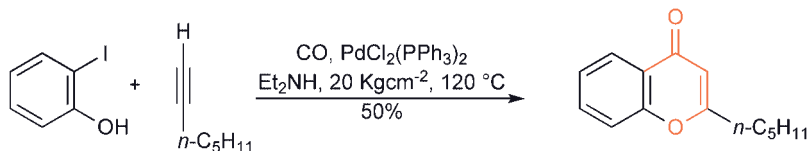
At a lower oxidation level, *ortho*-hydroxy-acyl-arenes undergo base-catalysed aldol condensations with aromatic aldehydes to give chalcones,¹⁰⁰ which can be cyclised to 2,3-dihydro-chromones *via* an intramolecular Michael process; the dihydro-chromones can in turn be dehydrogenated to produce chromones by a variety of methods, for example by bromination then dehydrobromination or by oxidation with the trityl cation, iodine, dimethyldioxirane or iodobenzene diacetate.¹⁰¹

Yet another variant uses *ortho*-fluorobenzoyl chloride in condensation with a 1,3-keto-ester;¹⁰² the fluoride is displaced in an intramolecular sense by enolate oxygen, and the chromone obtained directly, as shown below.

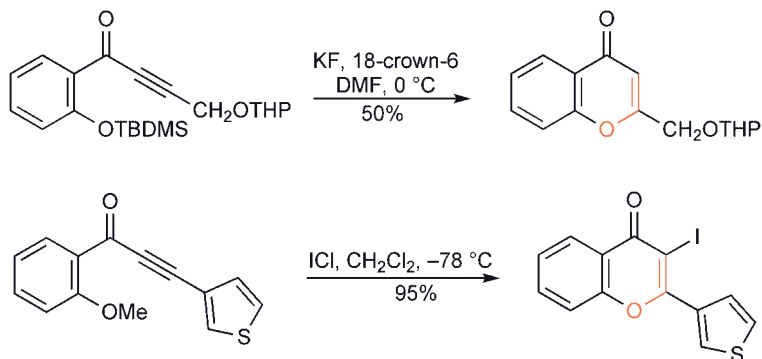


12.3.3.2 From *ortho*-Hydroxyaryl Alkynyl Ketones

ortho-Hydroxyaryl alkynyl ketones are intermediates in palladium(0)-catalysed coupling of *ortho*-hydroxyaryl iodides with terminal alkynes in the presence of carbon monoxide, ring closing to chromones *in situ*.¹⁰³

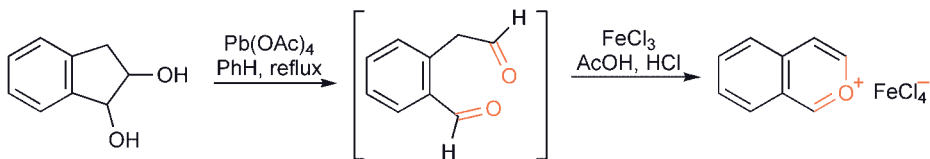


The alkynyl-ketones required for the 6-*endo-dig* cyclisation process¹⁰⁴ can be synthesised separately, and cyclise under mild conditions, either base catalysed or using iodine chloride, producing in the last case 3-iodo-chromones. Enamino-ketones also intervene in a very flexible sequence, in which the cyclisation precursor is produced by coupling an acetylene with an *ortho*-silyloxyaryl acid chloride; treatment of the resulting alkynone with a secondary amine leads to the chromone.¹⁰⁵

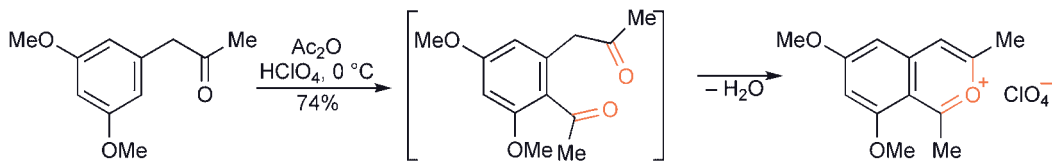


12.3.4 Ring Synthesis of 2-Benzopyryliums

The first synthesis¹⁰⁶ of the 2-benzopyrylium cation provided the pattern for subsequent routes, in which it is the aim to produce a homophthalaldehyde, or diketo analogue, for acid-catalysed closure.

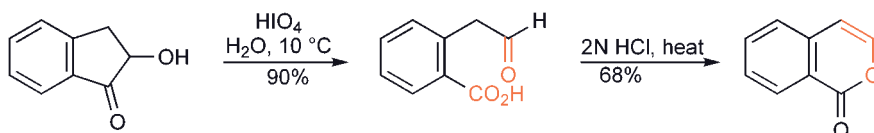


Most of the 2-benzopyrylium salts that have been synthesised subsequently are 1,3-disubstituted and their precursors prepared by Friedel–Crafts acylation of activated benzyl ketones.^{6,107}

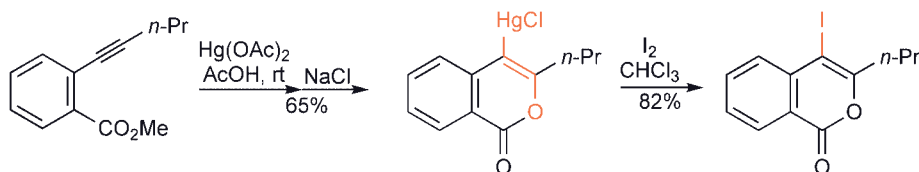


12.3.5 Ring Synthesis of Isocoumarins

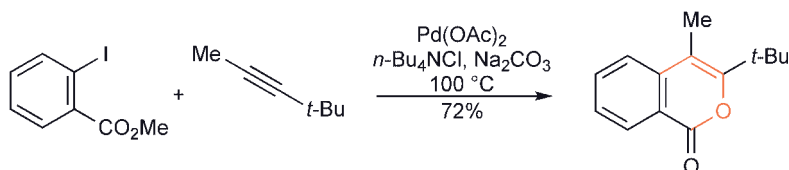
One approach to isocoumarins is comparable to that above for 2-benzopyryliums, but replacing the aromatic aldehyde with an acid group.¹⁰⁸



Benzoates carrying an *ortho*-acetylenic substituent, from Sonogashira couplings (4.2.5.1), can be ring closed using mercuric acetate, which also allows the introduction of an iodine at C-4,¹⁰⁹ or if that functionality is not required, simple acid-catalysed closure works well.¹¹⁰ The use of iodine chloride similarly gives 4-iodo isocoumarins.¹¹¹



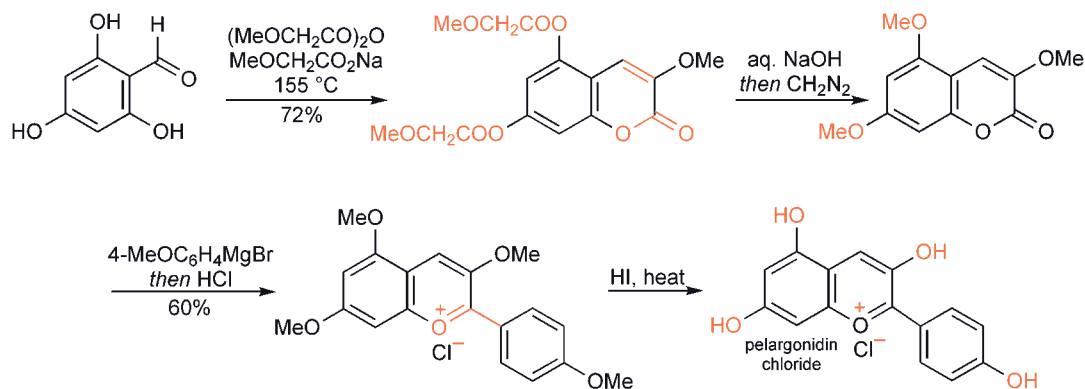
The most general route involves coupling an alkyne with *ortho*-iodobenzoic acid or with methyl *ortho*-iodobenzoate.¹¹² Both mono- (giving 3-substituted isocoumarins¹¹³) and disubstituted alkynes will serve, allowing considerable flexibility for the construction of substituted isocoumarins.



12.3.6 Notable Examples of Benzopyrylium and Benzopyrone Syntheses

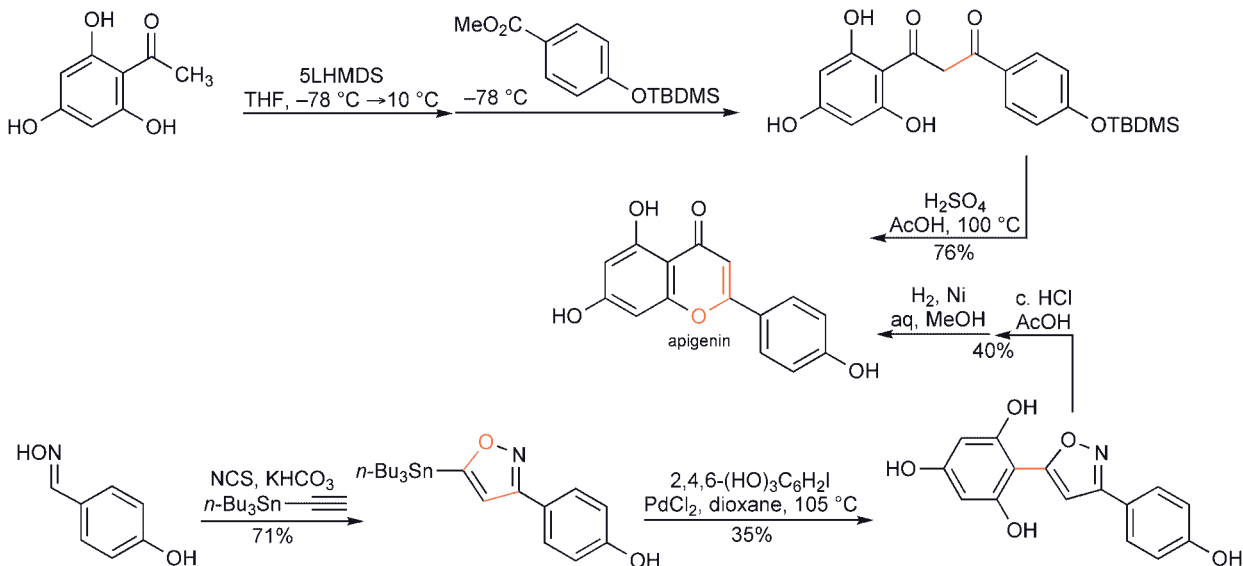
12.3.6.1 Pelargonidin Chloride

The first synthesis of pelargonidin chloride used methyl ethers as protecting groups for the phenolic hydroxyls during the Grignard addition step.¹¹⁴



12.3.6.2 Apigenin

The scheme below shows two contrasting routes to apigenin. The modern use of excess of a very strong base, and the reaction of the resulting 'polyanion' obviated the need for phenolic protection in one synthesis.¹¹⁵



An elegant and flexible strategy for the assembly of a synthon for the *ortho*-hydroxyaryl-1,3-diketone required for a chromone synthesis depends on the use of an isoxazole as surrogate for the 1,3-diketone unit (25.7). An isoxazole was produced by the cycloaddition (25.12.1.2) of an aryl nitrile oxide to tri-*n*-butylstannylacetylene, the product coupled with 2,4,6-trihydroxyiodobenzene and then the N–O bond hydrogenolytically cleaved.¹¹⁶

Exercises

Straightforward revision exercises (consult Chapters 10, 11 and 12):

- At which position(s) do benzopyrylium ions react with nucleophiles, for example water?
- What is the typical structure of an anthocyanin flower pigment? What is the typical structure of a flavone flower pigment?
- At which atom do coumarins and chromones protonate?
- At which positions do coumarins and chromones undergo electrophilic substitution?
- Describe a cycloaddition reaction in which: (i) a coumarin and (ii) a chromone take part.
- How could one construct a 1-benzopyrylium salt from a phenol?
- How can *ortho*-hydroxyaryl-aldehydes be used to prepare coumarins?
- How can *ortho*-hydroxyaryl-ketones be used to prepare chromones?

More advanced exercises:

- When salicylaldehyde and 2,3-dimethyl-1-benzopyrylium chloride are heated together in acid, a condensation product $C_{18}H_{15}O_2^+ Cl^-$ is formed. Treatment of the salt with a weak base (pyridine) generates a neutral compound, $C_{18}H_{14}O_2$. Suggest structures for these two products.
- When ethyl 2-methylchromone-3-carboxylate is treated with NaOH, then HCl, a product $C_{11}H_8O_4$ is produced that does not contain a carboxylic acid group, but does dissolve in dilute alkali: suggest a structure and the means whereby it could be formed.

3. Deduce the structures of intermediate and final product in the sequence: salicylaldehyde/ $\text{MeOCH}_2\text{CO}_2\text{Na}/\text{Ac}_2\text{O}/\text{heat} \rightarrow \text{C}_{10}\text{H}_8\text{O}_3$, this then with 1 mole equivalent of $\text{PhMgBr} \rightarrow \text{C}_{16}\text{H}_{14}\text{O}_3$ and finally this with $\text{HCl} \rightarrow \text{C}_{16}\text{H}_{13}\text{O}_2^+\text{Cl}^-$.
4. Predict the structure of the major product from the interaction of resorcinol (1,3-dihydroxybenzene) and: (i) $\text{PhCOCH}_2\text{COMe}$ in AcOH/HCl ; (ii) methyl 2-oxocyclopentanecarboxylate/ H_2SO_4 .

References

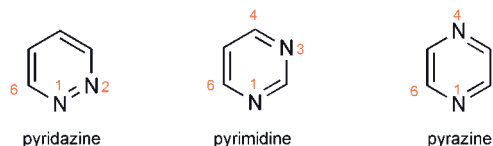
- ¹ A large proportion of work on benzo[c]pyryliums is by Russian and Hungarian workers and is described in relatively inaccessible journals, however it is well reviewed as: 'Benzo[c]pyrylium salts: syntheses, reactions and physical properties', Kuznetsov, E. V., Shcherbakova, I. V. and Balaban, A. T., *Adv. Heterocycl. Chem.*, **1990**, 50, 157.
- ² 'Isocoumarins. Developments since 1950', Barry, R. D., *Chem. Rev.*, **1964**, 64, 229.
- ³ Le Fèvre, R. J. W., *J. Chem. Soc.*, **1929**, 2771.
- ⁴ Holker, J. S. E. and Underwood, J. G., *Chem. Ind. (London)*, **1964**, 1865.
- ⁵ Jurd, L., *Tetrahedron*, **1966**, 22, 2913; *ibid.*, **1968**, 24, 4449.
- ⁶ Meyer-Dayana, M., Bodo, B., Deschamps-Valley, C. and Molho, D., *Tetrahedron Lett.*, **1978**, 3359.
- ⁷ Degani, I. and Fochi, R., *Ann. Chim. (Rome)*, **1968**, 58, 251.
- ⁸ Hill, D. W. and Melhuish, R. R., *J. Chem. Soc.*, **1935**, 1161.
- ⁹ Jurd, L., *Tetrahedron*, **1969**, 25, 2367.
- ¹⁰ Sutton, R., *J. Org. Chem.*, **1972**, 37, 1069.
- ¹¹ Dimroth, K. and Odenwälder, H., *Chem. Ber.*, **1971**, 104, 2984.
- ¹² Lowenbein, A., *Chem. Ber.*, **1924**, 57, 1517.
- ¹³ Pomilio, A. B., Müller, O., Schilling, G. and Weinges, K., *Justus Liebigs Ann. Chem.*, **1977**, 597.
- ¹⁴ Kröhnke, F. and Dickoré, K., *Chem. Ber.*, **1959**, 92, 46.
- ¹⁵ Jurd, L., *Tetrahedron*, **1965**, 21, 3707.
- ¹⁶ Shcherbakova, I. V., Kuznetsov, E. V., Yudilevich, I. A., Kompan, O. E., Balaban, A. T., Abolin, A. H., Polyakov, A. V. and Struchkov, Yu. T., *Tetrahedron*, **1988**, 44, 6217; Le Roux, J.-P., Desbene, P.-L. and Cherton, J.-C., *J. Heterocycl. Chem.*, **1981**, 18, 847.
- ¹⁷ Lee, Y.-G., Ishimaru, K., Iwasaki, H., Okhata, K. and Akiba, K., *J. Org. Chem.*, **1991**, 56, 2058.
- ¹⁸ Marathe, K. G., Philbin, E. M. and Wheeler, T. S., *Chem. Ind. (London)*, **1962**, 1793.
- ¹⁹ Clark-Lewis, J. W. and Baig, M. I., *Austr. J. Chem.*, **1971**, 24, 2581.
- ²⁰ Müller, A., Lempert-Stréter, M. and Karczag-Wilhelms, A., *J. Org. Chem.*, **1954**, 19, 1533.
- ²¹ Heilbron, I. M. and Zaki, A., *J. Chem. Soc.*, **1926**, 1902.
- ²² Wittig, G., Baugert, F. and Richter, H. E., *Justus Liebigs Ann. Chem.*, **1925**, 446, 155.
- ²³ Meerwein, H., Hinz, G., Hofmann, P., Kroenigard, E. and Pfeil, E., *J. Prakt. Chem.*, **1937**, 147, 257.
- ²⁴ Clayton, A., *J. Chem. Soc.*, **1910**, 2106; Joshi, P. P., Ingle, T. R. and Bhide, B. V., *J. Ind. Chem. Soc.*, **1959**, 36, 59.
- ²⁵ Wiley, P. F., *J. Am. Chem. Soc.*, **1952**, 74, 4326.
- ²⁶ Zhang, F. J. and Li, Y. L., *Synthesis*, **1993**, 565.
- ²⁷ Dean, F. M. and Murray, S., *J. Chem. Soc., Perkin Trans. 1*, **1975**, 1706.
- ²⁸ Fuson, R. C., Kneisley, J. W. and Kaiser, E. W., *Org. Synth., Coll. Vol. III*, **1955**, 209; Perkin, W. H., *Justus Liebigs Ann. Chem.*, **1871**, 157, 115.
- ²⁹ Arndt, F., *Chem. Ber.*, **1925**, 58, 1612.
- ³⁰ Thapliyal, P. C., Singh, P. K. and Khauna, R. N., *Synth. Commun.*, **1993**, 23, 2821.
- ³¹ Pearson, D. E., Stamper, W. E. and Suthers, B. R., *J. Org. Chem.*, **1963**, 28, 3147.
- ³² Ellis, G. P. and Thomas, I. L., *J. Chem. Soc., Perkin Trans. 1*, **1973**, 2781.
- ³³ For the use of singlet oxygen see Matsuura, T., *Tetrahedron*, **1977**, 33, 2869.
- ³⁴ Adam, W., Golsch, D., Hadjiarapoglou, L. and Patonay, T., *J. Org. Chem.*, **1991**, 56, 7292; Adam, W., Hadjiarapoglou, L. and Levai, A., *Synthesis*, **1992**, 436.
- ³⁵ Muller, E., *Chem. Ber.*, **1909**, 42, 423.
- ³⁶ Sugita, Y. and Yokoe, I., *Heterocycles*, **1996**, 43, 2503.
- ³⁷ Högberg, T., Vora, M., Drake, S. D., Mitscher, L. A. and Chu, D. T., *Acta Chem. Scand.*, **1984**, B38, 359.
- ³⁸ Patonay, T., Attila Kiss-Szikszai, A., Silva, V. M. L., Silva, A. M. S., Pinto, D. C. G. A., Cavaleiro, J. A. S. and Jeko, J., *Eur. J. Org. Chem.*, **2008**, 1937.
- ³⁹ Ulven, T., Receveur, J.-M., Grimstrup, M., Rist, Ø., Frimurer, T. M., Gerlach, L.-O., Mosolf, J., Mathiesen, M., Kostenis, E., Uller, L. and Högberg, T., *J. Med. Chem.*, **2006**, 49, 6638.
- ⁴⁰ Shriner, R. C. and Sharp, A. G., *J. Org. Chem.*, **1939**, 4, 575; Hepworth, J. D. and Livingstone, R., *J. Chem. Soc., C*, **1966**, 2013.
- ⁴¹ Reynolds, G. A., Van Allan, J. A. and Petropoulos, C. C., *J. Heterocycl. Chem.*, **1970**, 7, 1061.
- ⁴² Goswami, M. and Chakravarty, A., *J. Ind. Chem. Soc.*, **1932**, 9, 599; Michaelidis, Ch. and Wizinger, R., *Helv. Chim. Acta*, **1951**, 34, 1761.
- ⁴³ Costa, A. M. B. S. R. C. S., Dean, F. M., Jones, M. A. and Varma, R. S., *J. Chem. Soc., Perkin Trans. 1*, **1985**, 799.
- ⁴⁴ Kirkiacharian, B. S. and Raulais, D., *Bull. Soc. Chim. Fr.*, **1970**, 1139.
- ⁴⁵ Smith, L. I. and Denyes, R. O., *J. Am. Chem. Soc.*, **1936**, 58, 304; John, W., Günther, P. and Schmeil, M., *Chem. Ber.*, **1938**, 71, 2637.
- ⁴⁶ Elhabiri, M., Figueiredo, P., Fougereuse, A. and Brouillard, R., *Tetrahedron Lett.*, **1995**, 36, 4611.
- ⁴⁷ Adams, R., McPhee, W. D., Carlin, R. B. and Wicks, Z. W., *J. Am. Chem. Soc.*, **1943**, 65, 356; Adams, R. and Carlin, R. B., *ibid.*, 360.
- ⁴⁸ Girotti, R., Marrocchi, A., Minuti, L., Piermatti, O., Pizzo, F. and Vaccaro, L., *J. Org. Chem.*, **2006**, 71, 70.
- ⁴⁹ Ghosh, C. K., Tewari, N. and Bhattacharya, A., *Synthesis*, **1984**, 614; Coutts, S. J. and Wallace, T. W., *Tetrahedron*, **1994**, 50, 11755.

- ⁵⁰ Wallace, T. W., Wardell, I., Li, K.-D., Leeming, P., Redhouse, A. D. and Challand, S. R., *J. Chem. Soc., Perkin Trans. 1*, **1995**, 2293.
- ⁵¹ Ohkata, K., Kubo, T., Miyamoto, K., Ono, M., Yamamoto, J. and Akiba, K., *Heterocycles*, **1994**, 38, 1483.
- ⁵² Bush, E. J., Jones, D. W. and Ryder, T. C. L. M., *J. Chem. Soc., Perkin Trans. 1*, **1997**, 1929.
- ⁵³ Plüg, C., Friedrichsen, W. and Debaerdemaeker, T., *J. prakt. Chem.*, **1997**, 339, 205.
- ⁵⁴ Schenk, G. O., von Willucki, I. and Krauch, C. H., *Chem. Ber.*, **1962**, 95, 1409; Anet, R., *Canad. J. Chem.*, **1962**, 40, 1249; Hammond, G. S., Stout, C. A. and Lamola, A. A., *J. Am. Chem. Soc.*, **1964**, 86, 3103.
- ⁵⁵ Krauch, C. H., Farid, S. and Schenk, G. O., *Chem. Ber.*, **1966**, 99, 625.
- ⁵⁶ Hanifen, J. W. and Cohen, E., *Tetrahedron Lett.*, **1966**, 1419; Kobayashi, K., Suzuki, M. and Suginome, H., *J. Chem. Soc., Perkin Trans. 1*, **1993**, 2837.
- ⁵⁷ Heilbron, I. M., Barnes, H. and Morton, R. A., *J. Chem. Soc.*, **1923**, 2559.
- ⁵⁸ Archer, R. A., Blanchard, W. B., Day, W. A., Johnson, D. W., Lavagnino, E. R., Ryan, C. W. and Baldwin, J. E., *J. Org. Chem.*, **1977**, 42, 2277.
- ⁵⁹ Mahal, H. S. and Venkataraman, K., *J. Chem. Soc.*, **1933**, 616.
- ⁶⁰ Bülow, C. and Wagner, H., *Chem. Ber.*, **1901**, 34, 1189.
- ⁶¹ Bülow, C. and Wagner, H., *Chem. Ber.*, **1901**, 34, 1782; Sweeny, J. G. and Iacobucci, G. A., *Tetrahedron*, **1981**, 37, 1481.
- ⁶² Johnson, A. W. and Melhuish, R. R., *J. Chem. Soc.*, **1947**, 346.
- ⁶³ Robinson, R. and Walker, J., *J. Chem. Soc.*, **1934**, 1435.
- ⁶⁴ Kueny-Stotz, M., Isorez, G., Chassaing, S. and Brouillard, R., *Synlett*, **2007**, 1067.
- ⁶⁵ Bigi, F., Casiraghi, G., Casnati, G. and Sartori, G., *J. Heterocycl. Chem.*, **1981**, 18, 1325.
- ⁶⁶ Pratt, D. D. and Robinson, R., *J. Chem. Soc.*, **1923**, 745.
- ⁶⁷ 'The Pechmann reaction', Sethna, S. and Phadke, R., *Org. React.*, **1953**, 7, 1.
- ⁶⁸ Sen, H. K. and Basu, U., *J. Ind. Chem. Soc.*, **1928**, 5, 467.
- ⁶⁹ Russell, A. and Frye, J. R., *Org. Synth., Coll. Vol. III*, **1955**, 281.
- ⁷⁰ Dann, O. and Mylius, G., *Justus Liebigs Ann. Chem.*, **1954**, 587, 1.
- ⁷¹ John, E. V. O. and Israelstam, S. S., *J. Org. Chem.*, **1961**, 26, 240.
- ⁷² Bose, D. S., Rudradas, A. P. and Babu, M. H., *Tetrahedron Lett.*, **2002**, 43, 9195.
- ⁷³ Singh, P. R., Singh, D. U. and Samant, S. D., *Synlett*, **2004**, 1909.
- ⁷⁴ Lacey, R. N., *J. Chem. Soc.*, **1954**, 854.
- ⁷⁵ Trost, B. M. and Toste, F. D., *J. Am. Chem. Soc.*, **1996**, 118, 6305.
- ⁷⁶ Oyamada, J. and Kitamura, T., *Tetrahedron*, **2006**, 62, 6918.
- ⁷⁷ Crawford, M. and Shaw, J. A. M., *J. Chem. Soc.*, **1953**, 3435.
- ⁷⁸ Dauzonne, D. and Royer, R., *Synthesis*, **1983**, 836.
- ⁷⁹ Harayama, T., Nakatsuka, K., Nishioka, H., Murakami, K., Hayashida, N. and Ishii, H., *Chem. Pharm. Bull.*, **1994**, 42, 2170.
- ⁸⁰ Mali, R. S. and Yadav, V. J., *Synthesis*, **1977**, 464.
- ⁸¹ Steck, W., *Canad. J. Chem.*, **1971**, 49, 2297.
- ⁸² Rouessac, F. and Leclerc, A., *Synth. Commun.*, **1993**, 23, 1147.
- ⁸³ Horning, E. C., Horning, M. G. and Dimmig, D. A., *Org. Synth., Coll. Vol. III*, **1955**, 165.
- ⁸⁴ Chizhov, D. L., Sosnovskikh, V. Ya., Pryadeina, M. V., Burgart, Y. V., Saloutin, V. I. and Charushin, V. N., *Synlett*, **2008**, 281.
- ⁸⁵ Brufola, G., Friguelli, F., Piermatti, O. and Pizzo, F., *Heterocycles*, **1996**, 43, 1257.
- ⁸⁶ Kudale, A. A., Kendall, J., Warford, C. C., Wilkins, N. D. and Bodwell, G. J., *Tetrahedron Lett.*, **2007**, 48, 5077.
- ⁸⁷ Rao, H. S. P. and Sivakumar, S., *J. Org. Chem.*, **2006**, 71, 8715.
- ⁸⁸ Wiley, P. F., *J. Am. Chem. Soc.*, **1952**, 74, 4329; Schmutz, J., Hirt, R. and Lauener, H., *Helv. Chim. Acta*, **1952**, 35, 1168; Mozingo, R., *Org. Synth., Coll. Vol. III*, **1955**, 387; Hirao, I., Yamaguchi, M. and Hamada, M., *Synthesis*, **1984**, 1076; Banerji, H. and Goomer, N. C., *ibid.*, **1980**, 874.
- ⁸⁹ Looker, J. H., McMechan, J. H. and Mader, J. W., *J. Org. Chem.*, **1978**, 43, 2344.
- ⁹⁰ Baker, W., *J. Chem. Soc.*, **1933**, 1381; Schmid, H. and Banholzer, K., *Helv. Chim. Acta*, **1954**, 37, 1706.
- ⁹¹ Wheeler, T. S., *Org. Synth., Coll. Vol. IV*, **1963**, 478.
- ⁹² Riva, C., De Toma, C., Donadel, L., Boi, C., Peunini, R., Motta, G. and Leonardi, A., *Synthesis*, **1997**, 195.
- ⁹³ Becket, G. J. P., Ellis, G. P. and Trindade, M. I. U., *J. Chem. Res.*, **1978** (S) 47; (M) 0865.
- ⁹⁴ Gammill, R. B., *Synthesis*, **1979**, 901; Yokoe, I., Keiko Maruyama, K., Sugita, Y., Harashida, T. and Shirataki, Y., *Chem. Pharm. Bull.*, **1994**, 42, 1697.
- ⁹⁵ Baker, W., Chadderton, J., Harborne, J. B. and Ollis, W. D., *J. Chem. Soc.*, **1953**, 1852.
- ⁹⁶ Boyd, J. and Robertson, A., *J. Chem. Soc.*, **1948**, 174.
- ⁹⁷ Davis, S. E., Church, A. C., Tummons, R. C. and Beam, C. F., *J. Heterocycl. Chem.*, **1997**, 34, 1159.
- ⁹⁸ Morris, J., Wishka, D. G. and Fang, Y., *Synth. Commun.*, **1994**, 24, 849.
- ⁹⁹ Balasubramanian, S. and Nair, M. G., *Synth. Commun.*, **2000**, 30, 469.
- ¹⁰⁰ Geissman, T. A. and Clinton, R. O., *J. Am. Chem. Soc.*, **1946**, 68, 697.
- ¹⁰¹ Lorette, N. B., Gage, T. B. and Wender, S. H., *J. Org. Chem.*, **1951**, 16, 930; Schönberg, A. and Schutz, G., *Chem. Ber.*, **1960**, 93, 1466; Patonay, T., Cavaleiro, J. A. S., Lévai, A. and Silva, A. M. S., *Heterocycl. Commun.*, **1997**, 3, 223; Bernini, R., Mincione, E., Sanetti, A., Bovicelli, P. and Lupattelli, P., *Tetrahedron Lett.*, **1997**, 38, 4651; Prakash, O. and Tanwer, M. P., *J. Chem. Res (S)*, **1995**, 143, (M), 1429; Litkei, G., Gulácsis, K., Antus, A. and Blaskó, G., *Justus Liebigs Ann. Chem.*, **1995**, 1711.
- ¹⁰² Coppola, G. M. and Dodsworth, R. W., *Synthesis*, **1981**, 523; Cremins, P. J., Hayes, R. and Wallace, T. W., *Tetrahedron*, **1993**, 49, 3211.
- ¹⁰³ Torii, S., Okumoto, H., Xu, L. H., Sadakane, M., Shostakovskiy, M. V., Ponomaryov, A. B. and Kalinin, V. N., *Tetrahedron*, **1993**, 49, 6773.
- ¹⁰⁴ Nakatani, K., Okamoto, A. and Saito, I., *Tetrahedron*, **1996**, 52, 9427.
- ¹⁰⁵ Bhat, A. S., Whetstone, J. L. and Brueggemeier, R. W., *Tetrahedron Lett.*, **1999**, 40, 2469.
- ¹⁰⁶ Blount, B. K. and Robinson, R., *J. Chem. Soc.*, **1933**, 555.
- ¹⁰⁷ Bringmann, G. and Jansen, J. R., *Justus Liebigs Ann. Chem.*, **1985**, 2116.

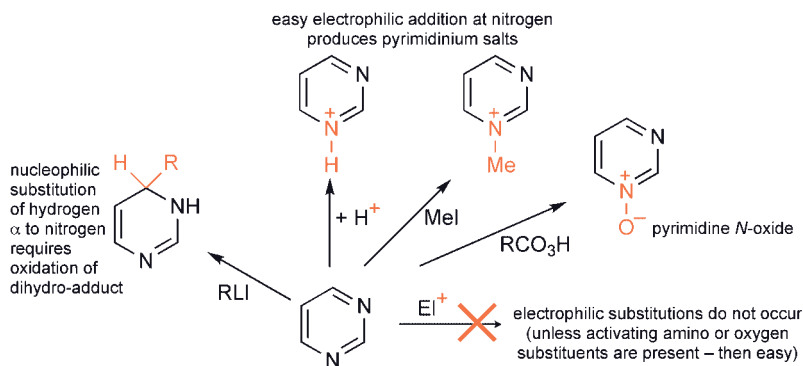
- ¹⁰⁸ Schöpf, C. and Kühne, R., *Chem. Ber.*, **1950**, 83, 390.
- ¹⁰⁹ Larock, R. C. and Harrison, L. W., *J. Am. Chem. Soc.*, **1984**, 106, 4218.
- ¹¹⁰ Le Bras, G., Hamze, A., Messaoudi, S., Provot, O., Le Calvez, P.-B. and Brion, J.-D., *Synthesis*, **2008**, 1607.
- ¹¹¹ Yao, T. and Larock, R. C., *J. Org. Chem.*, **2003**, 68, 5936.
- ¹¹² Liao, H.-Y. and Cheng, C.-H., *J. Org. Chem.*, **1995**, 60, 3711; Larock, R. C., Yum, E. K., Doty, M. J. and Sham, K. K. C., *ibid.*, 3270.
- ¹¹³ Subramanian, V., Batchu, V. R., Barange, D. and Pal, M., *J. Org. Chem.*, **2005**, 70, 4778.
- ¹¹⁴ Willstätter, R., Zechmeister, L. and Kindler, W., *Chem. Ber.*, **1924**, 47, 1938.
- ¹¹⁵ Nagarathnam, D. and Cushman, M., *J. Org. Chem.* **1991**, 56, 4884.
- ¹¹⁶ Gothelf, K., Thomsen, I. and Torssell, K. B. G., *Acta Chem. Scand.*, **1992**, 46, 494; Gothelf, K. V. and Torssell, K. B. G., *ibid.*, **1994**, 48, 165; Ellemose, S., Kure, N. and Torssell, K. B. G., *ibid.*, **1995**, 49, 524.

13

Typical Reactivity of the Diazines: Pyridazine, Pyrimidine and Pyrazine



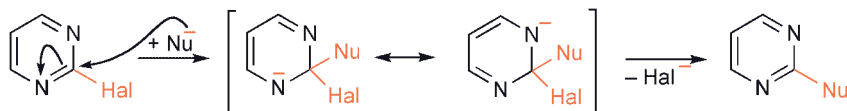
The diazines – pyridazine, pyrimidine and pyrazine – contain two imine nitrogen atoms, so the lessons learnt with regard to pyridine (Chapters 7 and 8) are, in these heterocycles, exaggerated. Two heteroatoms withdraw electron density from the ring carbons even more than one in pyridine, so unsubstituted diazines are even more resistant to electrophilic substitution than is pyridine. A corollary is that this same increased electron deficiency at carbon makes the diazines more easily attacked by nucleophiles than pyridine. The availability of nitrogen lone pair(s) is also reduced: each of the diazines is appreciably less basic than pyridine, reflecting the destabilising influence of the second nitrogen on the *N*-protonation. Nevertheless, diazines will form salts and will react with alkyl halides and with peracids to give *N*-alkyl quaternary salts and *N*-oxides, respectively. Generally speaking, such electrophilic additions take place at one nitrogen only, because the presence of the positive charge in the products renders the second nitrogen extremely unreactive towards a second electrophilic addition.



Typical reactions of a diazine illustrated with pyrimidine

A very characteristic feature of the chemistry of diazines, which is associated with their strongly electron-poor nature, is that they add nucleophilic reagents easily. Without halide to be displaced, such adducts require an oxidation to complete an overall substitution. However, halo-diazines, where the halide is α or γ to a nitrogen, undergo very easy nucleophilic displacements, the intermediates being particularly well stabilised. In line with their susceptibility to nucleophilic addition, diazines also undergo substitution by nucleophilic radicals, in acid solution, with ease.

All positions on each of the diazines, with the sole exception of the 5-position of a pyrimidine, are α and/or γ to an imine ring nitrogen and, in considering nucleophilic addition/substitution, it must be remembered that there is also an additional nitrogen that is withdrawing electron density. As a consequence, all the monohalo-diazines are more reactive than either 2- or 4-halo-pyridines. The 2- and 4-halo-pyrimidines are particularly reactive because the anionic intermediates (shown below for attack on a 2-halo-pyrimidine) derive direct mesomeric stabilisation from *both* nitrogen atoms.

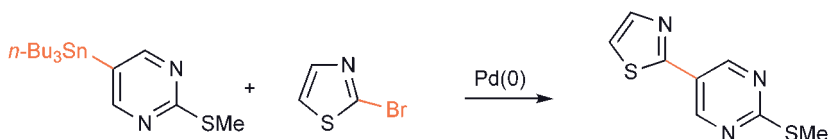


Delocalisation of negative charge for nucleophilic substitution of a 2-halo-pyrimidine

Despite this particularly strong propensity for nucleophilic addition, *C*-lithiation of diazines can be achieved by either metal-halogen exchange or, by deprotonation *ortho* to chloro- or alkoxy substituents (DoM), though very low temperatures must be utilised in order to avoid nucleophilic addition of the reagent.

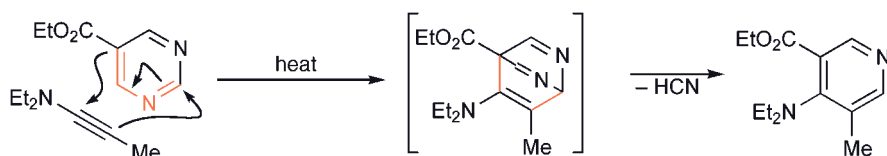


Considerable use has been made in diazine chemistry of palladium(0)-catalysed coupling processes, with the diazine as either a halide or as an organometallic derivative; one example chosen at random is shown below (see 4.2 for a detailed discussion).



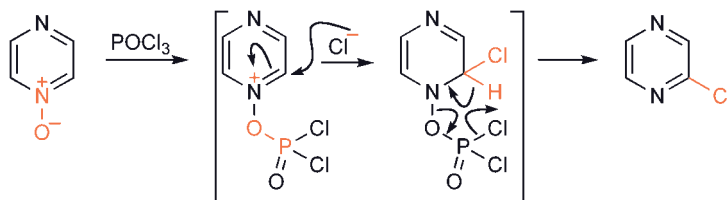
Further examples of the enhancement of those facets of pyridine chemistry associated with the imine electron withdrawal include a general stability towards oxidative degradation and, on the other hand, a tendency to undergo rather easy reduction of the ring.

Although there is always debate about quantitative measures of aromaticity, it is agreed that the diazines are less resonance stabilised than pyridines – they are ‘less aromatic’. Thus, Diels–Alder additions are known for all three systems, with the heterocycle acting as an azadiene; initial adducts lose a small molecule – hydrogen cyanide in the pyrimidine example shown – to afford a final stable product.



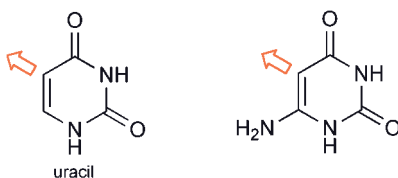
A pyrimidine acting as an azadiene in a Diels–Alder cycloaddition

N-Oxides, just as in the pyridine series, show a duality of effect – both electrophilic substitutions and nucleophilic displacements are enhanced. Just as in pyridine *N*-oxide chemistry, a very useful transformation is the introduction of halide α to a nitrogen on reaction with reagents such as phosphorus oxychloride. The importance of this transformation can be realised by noting that the unsubstituted heterocycle is converted, in the two steps, into a halo-diazine, with its potential for subsequent displacement reactions with nucleophiles.

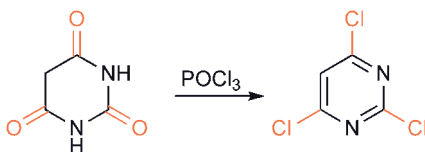


Conversion of pyrazine *N*-oxide into 2-chloropyrazine

The most studied diazine derivatives are the oxy- and amino-pyrimidines, since uracil, thymine and cytosine are found as bases in DNA and RNA. Carbonyl tautomers are the preferred forms. It is the enamide-like character of the double bonds in diazine diones that allows electrophilic substitution – uracil, for example, can be brominated at C-5. One amino-substituent permits electrophilic ring substitution and two amino, or one amino and one oxy, substituents, permit substitution with even weakly electrophilic reactants.

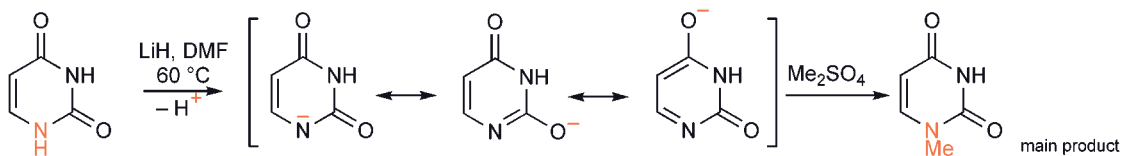


Electrophilic substitution of activated pyrimidines is easy

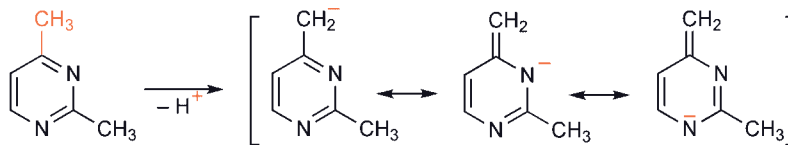


Diazinones can be converted into halo-diazines

Diazinones, like pyridones, react with phosphorus halides with overall conversion into halides. Anions produced by *N*-deprotonation of diazinones are ambident, with phenolate-like resonance contributors, but they generally react with electrophilic alkylating agents at nitrogen, rather than oxygen, giving *N*-alkyl diazinones.

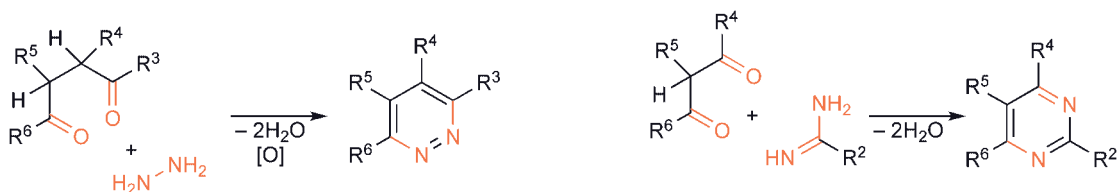


Diazine alkyl groups, with the exception of those at the 5-position of pyrimidine, can undergo condensation reactions that utilise a side-chain carbanion produced by removal of a proton. As in pyridine chemistry, formation of these anions is made possible by delocalisation of the charge onto one (or more) of the ring nitrogen atoms.



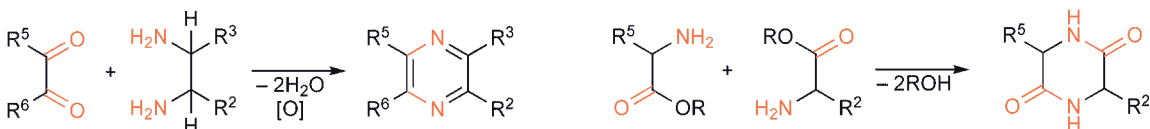
Stabilisation of side-chain carbanions

Each of the diazines can be constructed from an appropriate source of two nitrogens and a dicarbonyl compound. In the case of pyridazines, the nitrogen source is, of course, hydrazine and this in combination with 1,4-dicarbonyl compounds readily produces dihydro-pyridazines, which are very easily dehydrogenated to the aromatic heterocycle. Pyrimidines result from the interaction of a 1,3-dicarbonyl component and an amidine (as shown) or a urea (giving 2-pyrimidones) or a guanidine (giving 2-amino-pyrimidines), without the requirement for an oxidation step.



The two commonly used ring synthetic routes to pyridazines and pyrimidines

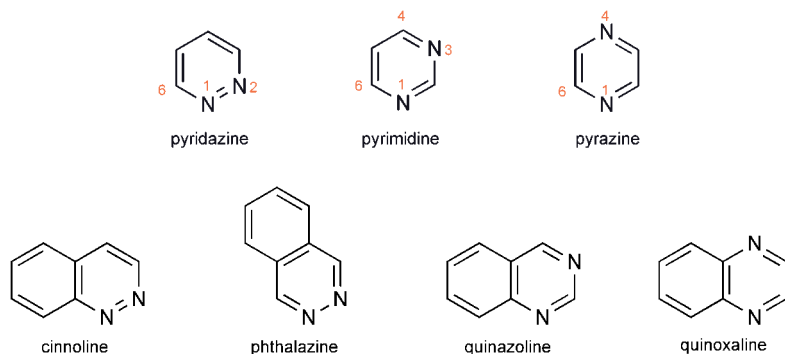
To access a pyrazine in this way one needs a 1,2-diamine and a 1,2-dicarbonyl compound, and a subsequent oxidation, but if both components are unsymmetrical, mixtures are formed. The dimerisation of 2-aminocarbonyl compounds also generates symmetrically substituted dihydro-pyrazines – perhaps the best known examples of such dimerisations involve the natural amino acids and their esters, which dimerise to give dihydropyrazine-2,5-diones – ‘diketopiperazines’.



Two ring synthetic routes to the pyrazine ring system

14

The Diazines: Pyridazine, Pyrimidine, and Pyrazine: Reactions and Synthesis



The three diazines, pyridazine,¹ pyrimidine,² and pyrazine³ are stable, colourless compounds that are soluble in water. The three parent heterocycles, unlike pyridine, are expensive and not readily available and so are seldom used as starting materials for the synthesis of their derivatives. There are only four ways in which a benzene ring can be fused to a diazine: cinnoline, phthalazine, quinazoline and quinoxaline are the bicyclic systems thus generated.

One striking aspect of the physical properties of the diazine trio is the high boiling point of pyridazine (207 °C), 80–90 °C higher than that of pyrimidine (123 °C), pyrazine (118 °C), or indeed other azines, including 1,3,5-triazine, all of which also boil in the range 114–124 °C. The high boiling point of pyridazine is attributed to the polarisability of the N–N unit, which results in extensive dipolar association in the liquid.

The most important naturally occurring diazines are the pyrimidine bases uracil, thymine and cytosine, which are constituents of the nucleic acids (see 32.4). The nucleic acid pyrimidines are often drawn horizontally transposed from the representations used in this chapter, i.e. with N-3 to the ‘north-west’, mainly to draw attention to their structural similarity to the pyrimidine ring of the nucleic acid purines, which are traditionally drawn with the pyrimidine ring on the left. There are relatively few naturally occurring pyrazines or pyridazines.

14.1 Reactions with Electrophilic Reagents

14.1.1 Addition at Nitrogen⁴

14.1.1.1 Protonation

The diazines, pyridazine (pK_{aH} 2.3), pyrimidine (1.3), and pyrazine (0.65) are essentially mono-basic substances, and considerably weaker, as bases, than pyridine (5.2). This reduction in basicity is believed to be largely a consequence of destabilisation of the mono-protonated cations due to a combination of inductive and mesomeric withdrawal by the second nitrogen atom. Secondary effects, however, determine the order of basicity for the three systems: repulsion between the lone pairs on the two adjacent nitrogen atoms in

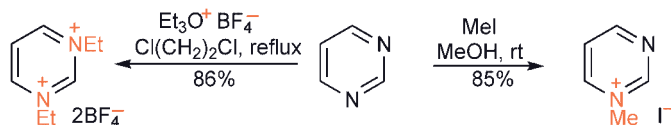
pyridazine means that protonation occurs more readily than if inductive effects, only, were operating. In the case of pyrazine, mesomeric interaction between the protonated and neutral nitrogen atoms probably destabilises the cation.

N,N'-Diprotonation is very much more difficult and has only been observed in very strongly acidic media. Of the trio, pyridazine ($pK_{\text{aH}(2)} -7.1$) is the most difficult from which to generate a dication, probably due to the high energy associated with the juxtaposition of two immediately adjacent positively charged atoms, but pyrimidine ($pK_{\text{aH}(2)} -6.3$) and pyrazine ($pK_{\text{aH}(2)} -6.6$) are only marginally easier to doubly protonate.

Substituents can affect basicity (and nucleophilicity) both inductively and mesomerically, but care is needed in the interpretation of pK_{aH} changes, for example it is important to be sure which of the two nitrogens of the substituted azine is protonated (see also 14.1.1.2).

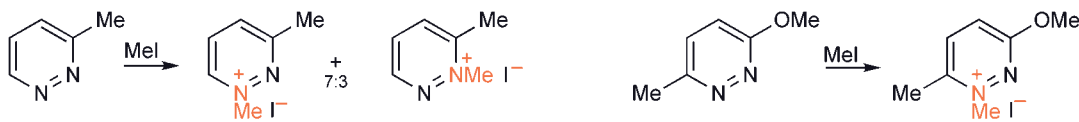
14.1.1.2 Alkylation

The diazines react with alkyl halides to give mono-quaternary salts, though somewhat less readily than comparable pyridines. Dialkylation cannot be achieved with simple alkyl halides, however the more reactive trialkyloxonium tetrafluoroborates do convert all three systems into di-quaternary salts.⁵



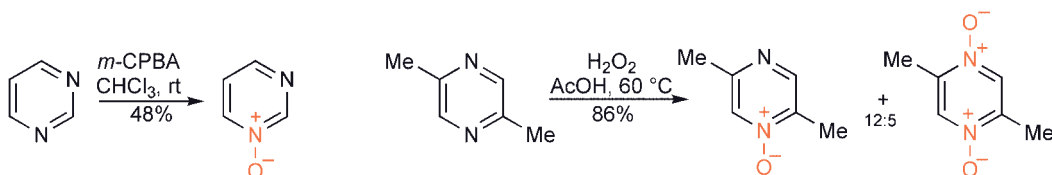
Pyridazine is the most reactive in alkylation reactions and this again has its origin in the lone-pair/lone-pair interaction between the nitrogen atoms. This phenomenon is known as the ‘ α effect’⁶ and is also responsible, for example, for the relatively higher reactivity of hydrogen peroxide as a nucleophile, compared with water.

Unsymmetrically substituted diazines can give rise to two isomeric quaternary salts. Substituents influence the orientation mainly by steric and inductive, rather than mesomeric effects. For example, 3-methylpyridazine alkylates mainly at N-1, even though N-2 is the more electron-rich site. Again, quaternisation of 3-methoxy-6-methylpyridazine takes place adjacent to the methyl substituent, at N-1, although mesomeric release would have been expected to favour attack at N-2.⁷



14.1.1.3 Oxidation

All three systems react with peracids,⁸ giving *N*-oxides,⁸ but care must be taken with pyrimidines⁹ due to the relative instability of the products under the acidic conditions. Pyrazines¹⁰ form *N,N'*-dioxides the most easily, but pyridazine¹⁰ requires forcing conditions, and pyrimidines, apart from some examples in which further activation is present, give poor yields.¹¹



The regiochemistry of *N*-oxidation of substituted azines is governed by the same factors as alkylation (14.1.1.2), for example 3-methylpyridazine gives the 1-oxide as main (3:1) product,¹² but the pattern is not a simple one, for 4-methylpyrimidine *N*-oxidises principally (3.5:1) at the nitrogen adjacent to the

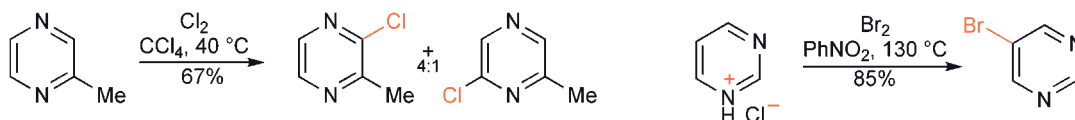
methyl.¹³ The acidity of the medium can also influence the regiochemistry of oxidation, for example 3-cyanopyridazine reacts at N-1 with peracetic acid, but under strongly acidic conditions, in which the heterocycle is mainly present as its N-1-protonic salt, oxidation, apparently involving attack on this salt, occurs at N-2.¹⁴

14.1.2 Substitution at Carbon

Recalling the resistance of pyridines to electrophilic substitution, it is not surprising to find that introduction of a second azomethine nitrogen, in any of the three possible orientations, greatly increases this resistance: no nitration or sulfonation of a diazine or simple alkyl-diazine has been reported, though some halogenations are known. It is to be noted that C-5 in pyrimidine is the only position, in all three diazines, which is not in an α - or γ -relationship to a ring nitrogen, and is therefore equivalent to a β -position in pyridine. Diazines carrying electron-releasing (activating) substituents undergo electrophilic substitution much more easily (14.9.2.1 and 14.10).

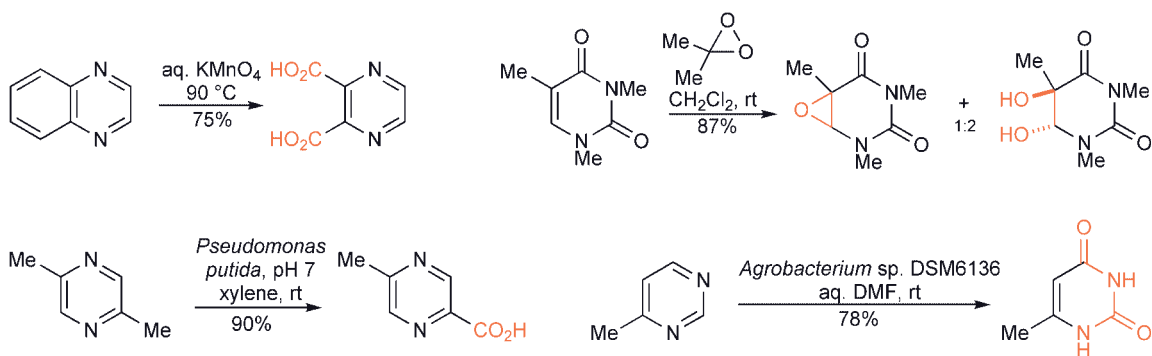
14.1.2.1 Halogenation

Chlorination of 2-methylpyrazine occurs under such mild conditions that it is almost certain that an addition/elimination sequence is involved, rather than a classical aromatic electrophilic substitution.¹⁵ Halogenation of pyrimidines may well also involve such processes.¹⁶



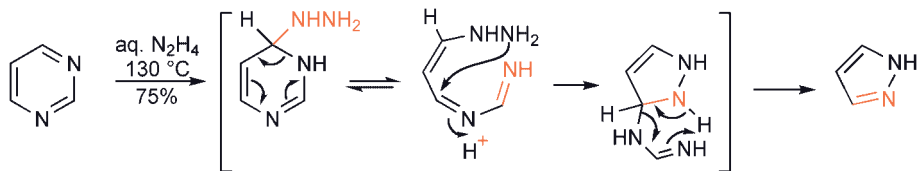
14.2 Reactions with Oxidising Agents

The diazines are generally resistant to oxidative attack at ring carbons, though alkaline oxidising agents can bring about degradation *via* intermediates produced by initial nucleophilic addition (14.3). Alkyl substituents¹⁷ and fused aromatic rings¹⁸ can be oxidised to carboxylic acid residues, leaving the heterocyclic ring untouched. An oxygen can be introduced into pyrimidines at vacant C-2 and/or C-4 positions using various bacteria.¹⁹ Dimethyldioxirane converts *N,N*-dialkylated uracils into 5,6-diols probably *via* 5,6-epoxides.²⁰



14.3 Reactions with Nucleophilic Reagents

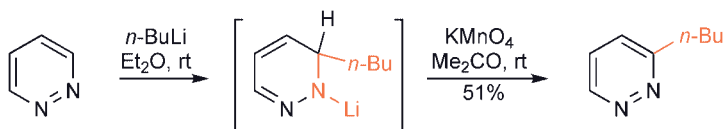
The diazines are very susceptible to nucleophilic addition: pyrimidine, for example, is decomposed when heated with aqueous alkali by a process that involves hydroxide addition as a first step. It is converted into pyrazole by reaction with hot hydrazine.



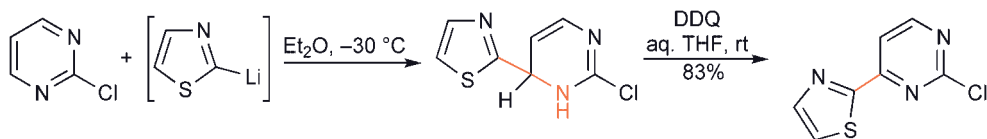
14.3.1 Nucleophilic Substitution with ‘Hydride’ Transfer

14.3.1.1 Alkylation and Arylation

The diazines readily add alkyl- and aryllithiums, and Grignard reagents, to give dihydro-adducts that can be aromatised by oxidation with reagents such as potassium permanganate or 2,3-dichloro-5,6-dicyano-1,4-benzoquinone (DDQ). In reactions with organolithiums, pyrimidines react at C-4,¹³ and pyridazines at C-3, but Grignard reagents add to pyridazines at C-4.²¹



An important point is that in diazines carrying chlorine or methylthio substituents, attack does not take place at the halogen- or methylthio-bearing carbon; halogen-^{22,23} and methylthio-containing²⁴ products are therefore obtained.

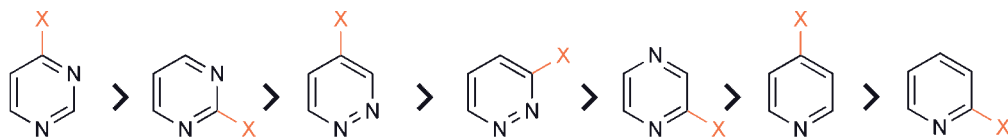


14.3.1.2 Amination

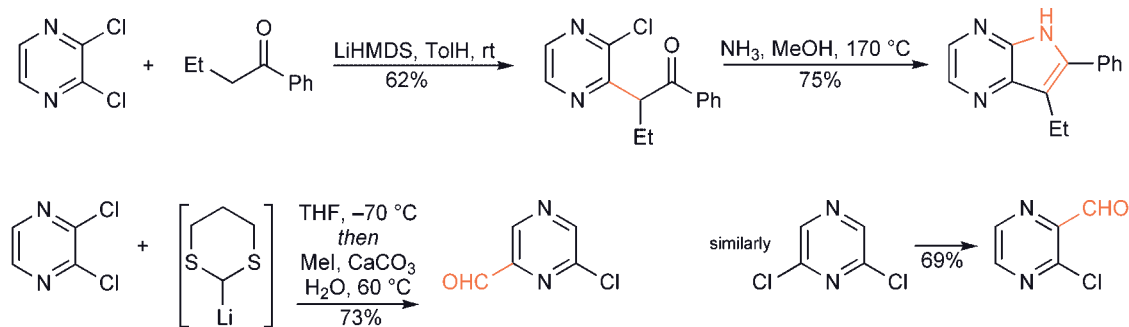
The Chichibabin reaction can be carried out under the usual conditions in a few cases,²⁵ but is much less general than for pyridines. This may be partly a consequence of the lower aromaticity of the diazines, for, although the initial addition is quite easy, the subsequent loss of hydride (re-aromatisation) is difficult. However, high yields of 4-aminopyridazine, 4-aminopyrimidine and 2-aminopyrazine can be obtained by oxidation of the dihydro-adduct *in situ* with potassium permanganate.²⁶

14.3.2 Nucleophilic Substitution with Displacement of Good Leaving Groups

All the halo-diazines, apart from 5-halo-pyrimidines, react readily with ‘soft’ nucleophiles, such as amines, thiolates and malonate anions, with substitution of the halide. Even 5-bromopyrimidine can be brought into reaction with nucleophiles using microwave heating.²⁷ All cases are more reactive than 2-halo-pyridines: the relative reactivities can be summarised:

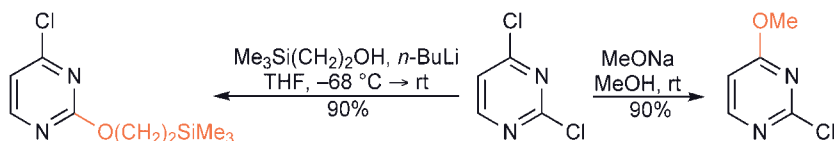


Pyrrolo[2,3-*b*]pyrazines can be produced *via* successive nucleophilic displacements of the halogens of 2,3-dichloropyrazine.²⁸ This result should be contrasted with the *tele*-substitution products obtained from this same substrate with a dithiane anion as the nucleophile.²⁹



Nucleophilic displacement of halogen with ammonia³⁰ and amines³¹ can be accelerated by carrying out the displacements in acid solution, when the protonated heterocycle is more reactive than the neutral heterocycle.^{23,32} Halogen can also be easily removed hydrogenolytically, for example treatment of 2,4-dichloropyrimidine, readily available from uracil, with hydrogen, in the presence of palladium, or with hydrogen iodide, gives pyrimidine itself.³³

The difference in reactivity between 2- and 4-halo-pyrimidines is relatively small and a discussion of the selectivity in nucleophilic displacement reactions of 2,4-dichloropyrimidine (an important synthetic intermediate) is instructive.

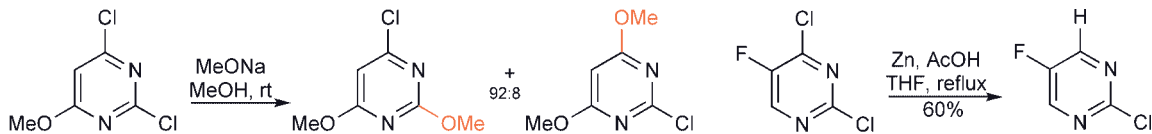


Reaction with sodium methoxide in methanol is highly selective for the 4-chlorosubstituent,³⁴ whereas lithium 2-(trimethylsilyl)ethoxide is equally selective, but for the 2-chloro substituent.³⁵ The former is the normal situation for nucleophilic displacements³⁶ – 4-chloro > 2-chloro – the second case is the exception, where strong co-ordination of lithium in a non-polar solvent to the more basic nitrogen, N-1, leads to activation, and possibly also internal attack, at C-2. Under acidic conditions, an approximately 1 : 1 mixture of the two methoxy products is formed. Here, hydrogen bonding to the proton on N-1 provides the mechanism for encouraging attack at C-2. Selectivity with other nucleophiles is dependent on the nature of the nucleophile and on reaction conditions.

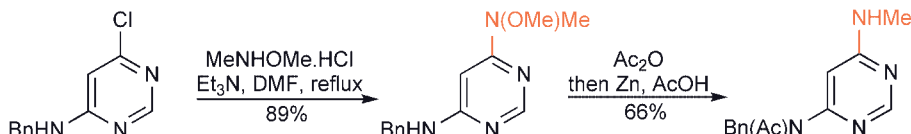
A more certain approach to selective 4- followed by 2-substitution involves the use of 4-chloro-2-methylthiopyrimidine with the first nucleophile, then oxidation to the sulfone, followed by reaction at C-2 with the second nucleophile displacing methylsulfone (as methanesulfinate anion).³⁷ The reaction of 2,4,6-trichloropyrimidine with the sodium salts of Boc-protected amines, generated with NaH in DMF, gives much better 4(6):2 selectivity than reaction with the corresponding amines.³⁸

The displacement of fluoride from 2-fluoropyrimidine by aliphatic amines is about 100 times as fast as the displacements of the corresponding chloride or bromide, and reactions can be carried out at room temperature. Aryl-amines are unreactive under these conditions, but do react in the presence of trifluoroacetic acid or boron trifluoride. These mild conditions allow the use of the fluoro-compound in solid phase synthesis (using excess of the fluoropyrimidine to ensure complete conversion).³⁹

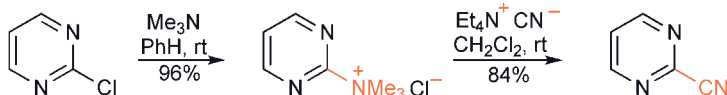
Nucleophilic displacement reactions are also sensitive to the presence of other substituents in the ring, either by electronic or steric effects and this sometimes leads to a reversal of the typical selectivity,⁴⁰ as can changes in the nucleophile, for example tri-*n*-butylstannyl lithium attacks 2,4-dichloropyrimidine at C-2.⁴¹



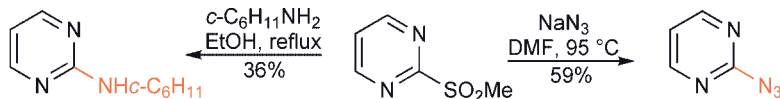
Halo-pyridazines with other electron-donating substituents in the ring tend to be much less reactive to nucleophilic substitution: this can be overcome by the use of the very nucleophilic *O,N*-dimethylhydroxylamine, followed by hydrogenolysis to reveal the amine.⁴²



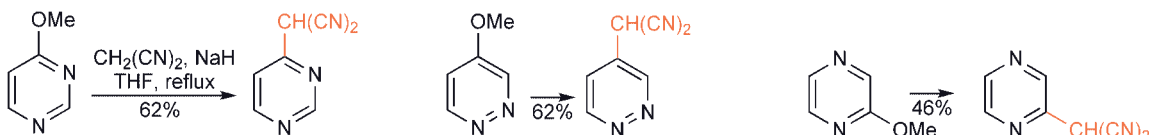
A device that is also used in pyridine and purine chemistry is the initial replacement of halogen with a tertiary amine; the resulting salt, now having a better leaving group, undergoes nucleophilic substitution more easily.⁴³




Alkylsulfonyl groups are also good leaving groups (as alkylsulfonate anion) in all of the diazines,⁴⁴ generally better than chloro, sometimes considerably so, for example 3-methanesulfonylpyridazine reacts 90 times faster with methoxide than does 3-chloropyridazine. Sulfonates can be used to catalyse displacements of chlorine *via* the intermediacy of the sulfone.⁴⁵



Even methoxy groups can be displaced by carbanions.⁴⁶



Monsubstitution of 3,6-diiodopyridazine is easy, further manipulation *via* various palladium-catalysed couplings (see also 4.2) providing a good route to 3,6-differently-substituted pyridazines.⁴⁷ 4-Methoxybenzylamine, as a surrogate for ammonia *via* cleavage by subsequent acid hydrolysis, displaces both chlorines in 3,6-dichloropyridazine at 165 °C.⁴⁸



Stannanes can be prepared *via* nucleophilic displacements at low temperature.⁴⁹

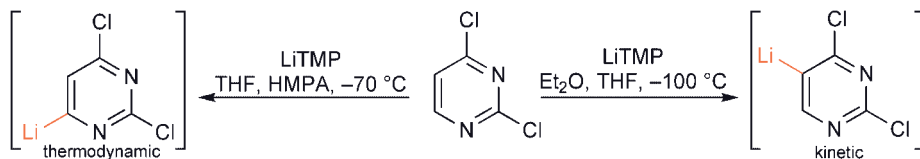


14.4 Metallation and Reactions of C-Metallated Diazines⁵⁰

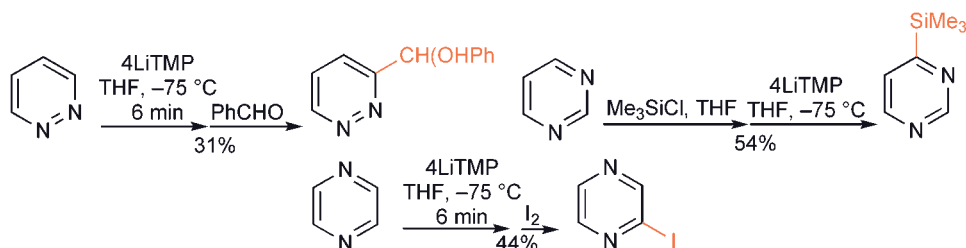
14.4.1 Direct Ring C–H Metallation

All three diazines undergo H/D exchange at all ring positions with MeONa/MeOD at 164 °C;⁵¹ the transient carbanions that allow the exchange are formed somewhat faster than for pyridines, and again this is probably due to the acidifying, additional inductive withdrawal provided by the second nitrogen.

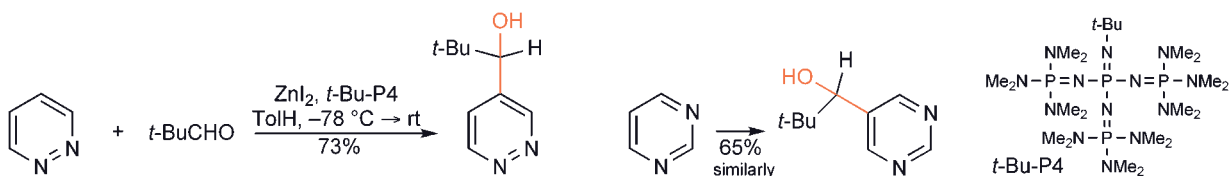
The three parent diazines have been lithiated adjacent to nitrogen (for pyrimidine at C-4, not C-2) using the non-nucleophilic lithium tetramethylpiperidide,⁵² but the resulting heteroaryl-lithiums are very unstable, readily forming dimeric compounds by self addition. In some cases, the use of a somewhat higher temperature allows equilibration to a thermodynamic anion.⁵³



Moderate to good yields of trapped products can be obtained either by using very short lithiation times (pyridazine and pyrazine) or by *in situ* trapping, where the electrophile is added *before* the metallating agent.⁵⁴ 4-Lithiopyridazine can be prepared by transmetalation of the corresponding tri-*n*-butylstannane using *n*-butyllithium.

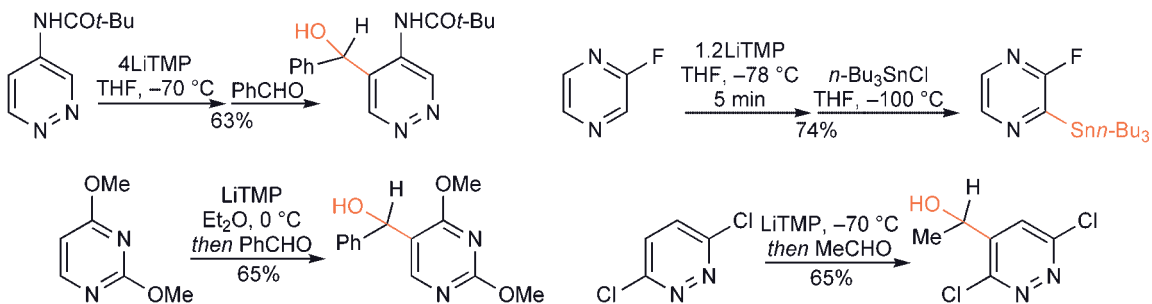


Direct zincation of each of the diazines can be achieved using a zinc diamide/lithium amide mixture, pyrazine and pyrimidine (at C-4) in THF at room temperature, pyridazine (at C-3) requiring reaction at reflux.⁵⁵ Pyridazine and pyrimidine can also be directly zincated using a phosphazene base (*t*-Bu-P4) with zinc iodide.⁵⁶

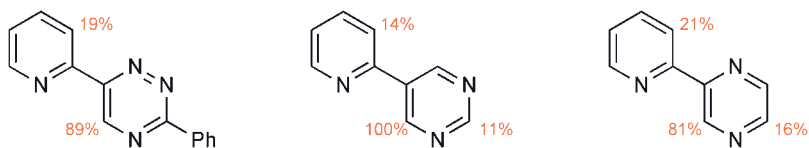


Lithiation of diazines with directing groups (methoxy, methylthio, chloro, fluoro, even iodo, and various carboxamides) is straightforward⁵⁷ and such derivatives are used widely. In contrast to the useful

carboxamide directing group, thiocarboxamide is *not* an *ortho*-directing group; *N*-*t*-butylpyridazine-3-thiocarboxamide lithiates at C-5 and *N*-*t*-butylpyrazine-2-thiocarboxamide lithiates at C-5.⁵⁸ 2,4-Dimethoxypyrimidine and 2,4-bis(methylthio)pyrimidine, i.e. protected uracils, can be selectively metallated: the former is 5-lithiated with LiTMPMgCl.LiCl and TMP₂Mg.2LiCl brings about 6-magnesiumation of both protected uracils.⁵⁹

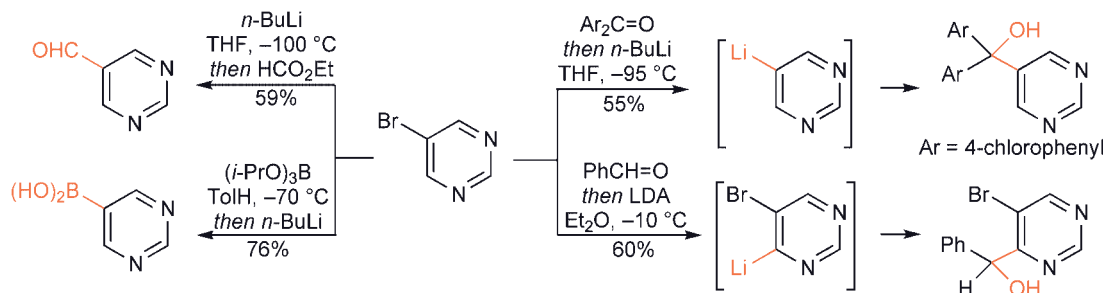


Studies of the positional lithiation of pyridin-2-yl-substituted diazines are instructive: each was subjected to excess lithium tetramethylpiperidide at $-78\text{ }^{\circ}\text{C}$ and then quenched with DCl; the structures indicate the percentage of deuteration at each position.⁶⁰



14.4.2 Metal–Halogen Exchange

Lithio-diazines are also accessible *via* halogen exchange with alkyl-lithiums, but very low temperatures must be used in order to avoid nucleophilic addition to the ring.⁶¹ The examples below show how 5-bromopyrimidine can be lithiated at C-4, using LDA, or alternatively can be made to undergo exchange, using *n*-butyllithium.⁶² Note, also, that in some cases, reactions are carried out by adding the electrophile *before* lithiation, a practice which incidentally illustrates that metal–halogen exchange with *n*-butyllithium is faster than the addition of *n*-butyllithium to a carbonyl compound.⁶³

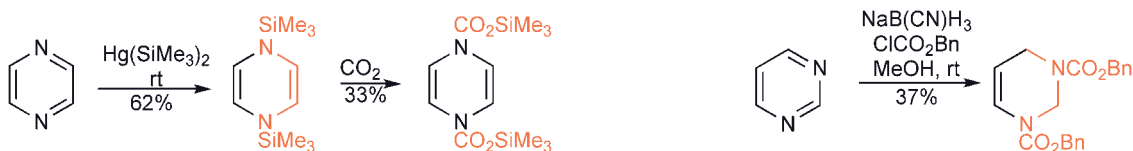


Lithio-pyrimidines, -pyrazines, and -pyridazines have been converted by exchange with zinc chloride into the more stable zinc compounds⁶⁴ for use in palladium-catalysed couplings. Diazine Grignard reagents, which can be prepared and used at $0\text{ }^{\circ}\text{C}$, or even, in some cases, at room temperature, are available *via* halogen exchange reactions using *i*-propylmagnesium chloride.⁶⁵ Cerium compounds (which give better results than lithio-pyrimidines in reactions with enolisable ketones) can be prepared from either bromo- or lithio-pyrimidine.⁶⁶

14.5 Reactions with Reducing Agents

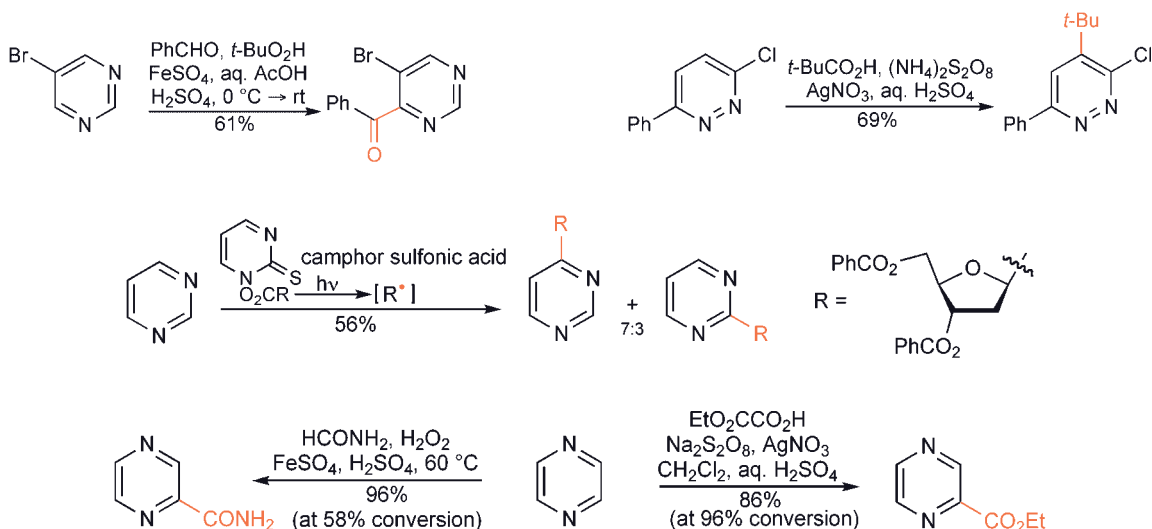
Due to their lower aromaticity, the diazines are more easily reduced than pyridines. Pyrazine and pyridazine can be reduced to hexahydro-derivatives with sodium in hot ethanol; under these conditions pyridazine has a tendency for subsequent reductive cleavage of the N–N bond.

Partial reductions of quaternary salts to dihydro-compounds can be achieved with borohydride, but such processes are much less well studied than in pyridinium salt chemistry (8.6).⁶⁷ 1,4-Dihydropyrazines have been produced with either silicon⁶⁸ or amide⁶⁹ protection at the nitrogen atoms, and all the diazines can be reduced to tetrahydro derivatives with carbamates on nitrogen, which aids in stabilisation and thus allows isolation.⁷⁰ 2-Amino-pyrimidines are reduced to 3,4,5,6-tetrahydro derivatives with triethylsilane in trifluoroacetic acid at room temperature, the products thus retaining a guanidine unit.⁷¹



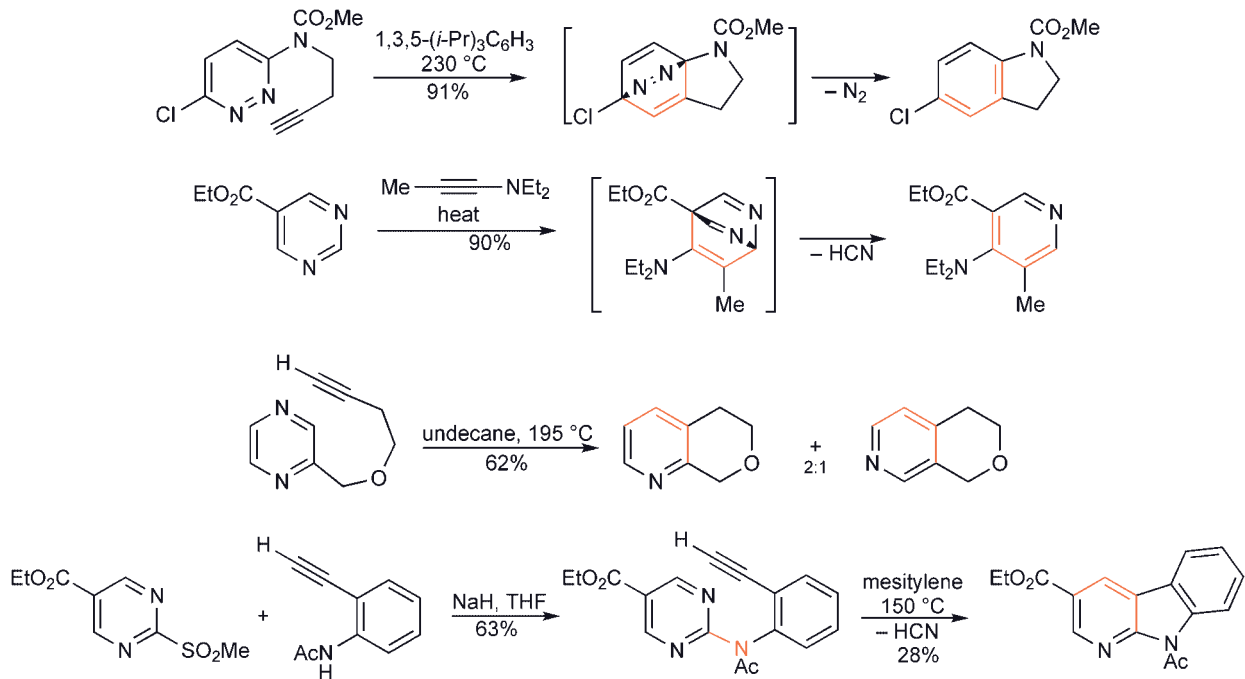
14.6 Reactions with Radicals

Nucleophilic radicals add readily to diazines under Minisci conditions.⁷² Additions to pyrimidine often show little selectivity, C-2 *versus* C-4, but a selective Minisci reaction on 5-bromopyrimidine provided a convenient synthesis of the 4-benzoyl-derivative on a large scale.⁷³ Similar reactions on pyridazines shows selectivity for C-4,⁷⁴ even when C-3 is unsubstituted. Pyrazines⁷⁵ can, of course, substitute in only one type of position.

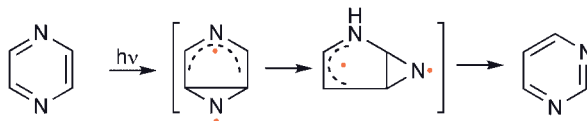


14.7 Electrocyclic Reactions

All the diazines, providing they also have electron-withdrawing substituents, undergo Inverse Electron Demand Diels–Alder (IEDDA) additions with dienophiles. Intramolecular reactions occur the most readily; these do not even require the presence of activating substituents. The immediate products of such process usually lose nitrogen (pyridazine adducts) or hydrogen cyanide (adducts from pyrimidines and pyrazines) to generate benzene and pyridine products,⁷⁶ respectively, as illustrated below.⁷⁷



Pyridazine isomerises to pyrimidine, in the vapour phase, on exposure to UV light.⁷⁸

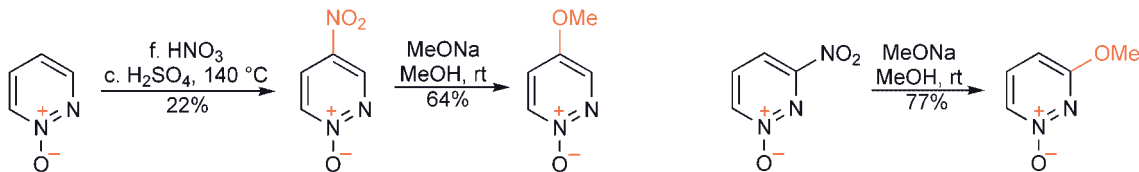


14.8 Diazine *N*-Oxides⁷⁹

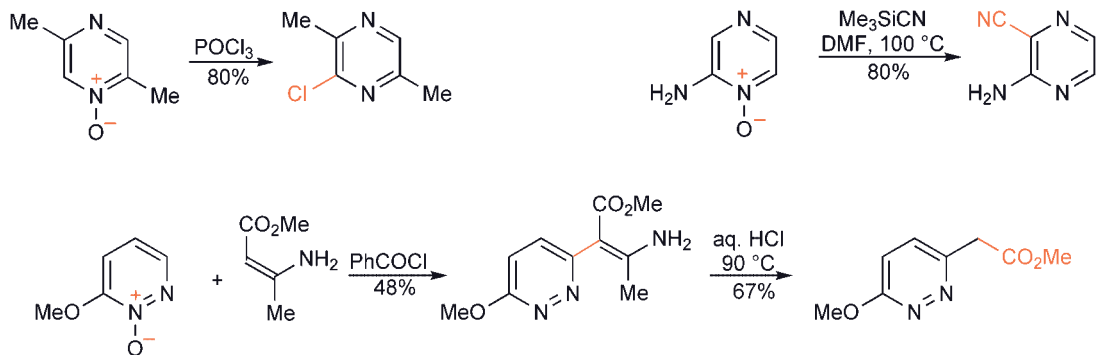
Although pyridazine and pyrazine *N*-oxides can be readily prepared by oxidation of the parent heterocycles, pyrimidine *N*-oxides are more difficult to obtain in this way, but they can conveniently be prepared by ring synthesis.⁸⁰



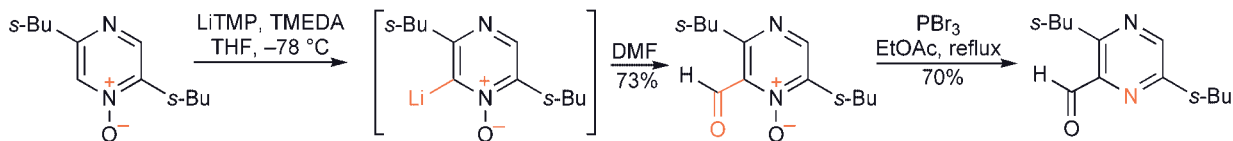
Pyridazine and pyrazine *N*-oxides behave like their pyridine counterparts in electrophilic substitution.⁸¹ Displacement of nitro β to the *N*-oxide function occurs about as readily as that of a γ -nitro group, but certainly, displacements on *N*-oxides proceed faster⁸² than for the corresponding base.



Nucleophilic substitution by halide, cyanide, carbon nucleophiles, such as enamines, and acetate (by reaction with acetic anhydride), with concomitant loss of the oxide function, occur smoothly in all three systems,⁸³ though the site of introduction of the nucleophile is not always that predicted by analogy with pyridine chemistry (α to the *N*-oxide), as illustrated by two of the examples below.¹³

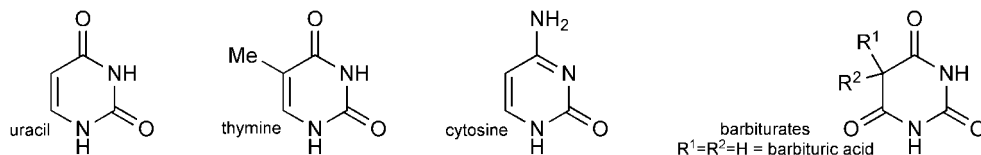


The *N*-oxide grouping can also serve as an activating substituent to allow regioselective lithiation⁸⁴ or for the further acidification (14.11) of side-chain methyl groups for condensations with, for example, aromatic aldehydes or amyl nitrite.⁸⁵



14.9 Oxy-Diazines

By far the most important naturally occurring diazines are the pyrimidinones uracil, thymine and cytosine, which, as the nucleosides uridine, thymidine and cytidine, are components of the nucleic acids, and as a consequence, a great deal of synthetic chemistry⁸⁶ has been directed towards these types of compound in the medicinal context (33.6.3 and 33.7). (In this chapter, the designations ‘4-pyrimidinone’ and ‘pyrimidin-4-one’, etc. are both used, both are found widely in the literature, rather than the strictly correct ‘4(1*H*)-pyrimidinone’, etc.)

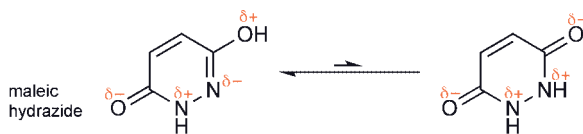


14.9.1 Structure of Oxy-Diazines

With the exception of 5-hydroxypyrimidine, which is analogous to 3-hydroxypyridine, all the mono-oxygenated diazines exist predominantly as carbonyl tautomers and are thus categorised as diazinones.

The dioxy-diazines present a more complicated picture, for, in some cases, where both oxygens are α or γ to a nitrogen, and both might be expected to exist in carbonyl form, one actually takes up the hydroxy form: a well-known example is ‘maleic hydrazide’. One can rationalise the preference easily in this case,

as resulting from the removal of the unfavourable interaction between two adjacent, partially positive nitrogen atoms in the dicarbonyl form. On the other hand, uracil exists as the dione and most of its reactions⁸⁷ can be interpreted on this basis. Barbituric acid adopts a tricarbonyl tautomeric form.



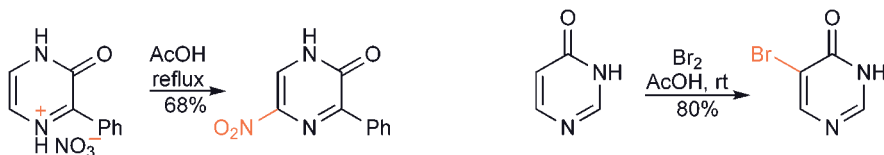
14.9.2 Reactions of Oxy-Diazines

Note, for many synthetic transformations, it is convenient to utilise halo- or alkoxy-diazines, in lieu of the (oxidation level) equivalent carbonyl compounds. Often this device facilitates solubility; a final hydrolysis converts to the carbonyl form.

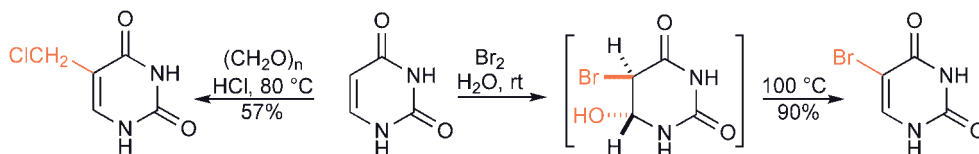
14.9.2.1 Reactions with Electrophilic Reagents

The deactivating effect of two ring nitrogens cannot always be overcome by a single oxygen substituent: 3-pyridazinone can be neither nitrated nor halogenated, or again, of the singly oxygenated pyrimidines, only 2-pyrimidinone can be nitrated;⁸⁸ pyrazinones seem to be the most reactive towards electrophilic substitution.

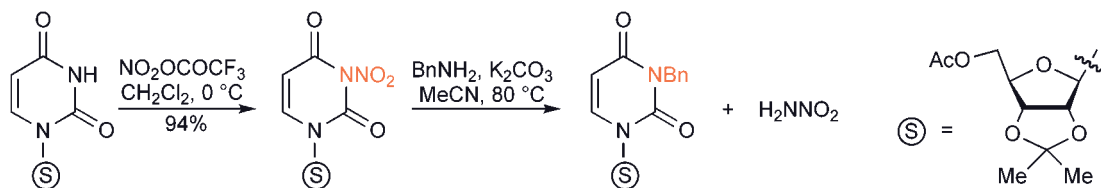
5-Hydroxypyrimidine, the only phenolic diazine, is unstable even to dilute acid and no electrophilic substitutions have been reported.



Uracils undergo a range of electrophilic substitution reactions at carbon, such as halogenation, phenylsulfenylation,⁸⁹ mercuration,⁹⁰ nitration,⁹¹ and hydroxy- and chloromethylation.⁹² (CAUTION: chloromethylations using formaldehyde and HCl produce the carcinogenic di-(chloromethyl) ether as a by-product.) Bromination of uracils has been shown to proceed *via* the bromohydrin adduct (for fluorination see 31.1.1), and similarly of 2-pyrimidinone, *via* the bromohydrin-hydrate;⁹³ iodine with tetrabutylammonium peroxydisulfate allows iodination.⁹⁴ Isopropylidene uridine reacts with aromatic aldehydes in the presence of DABCO to give the 5-(arylmethanol). Both the isopropylidene group and the free 5'-hydroxyl are required for a successful reaction, leading to the conclusion that C-5 is activated by addition of the 5'-alkoxide to C-6.⁹⁵



Uracil derivatives can be nitrated at C-5 under conditions that allow retention of a sugar residue at N-1.⁹⁶ Nitration at N-3 can also be achieved: N-3-nitro-compounds react with amines *via* an ANRORC mechanism, with displacement of nitramide and incorporation of the amine as a substituted N-3, as shown below.⁹⁷ This sequence has been utilised to prepare ¹⁵N-3-labelled pyrimidines (31.2.2). An analogous ANRORC process takes 1-(2,4-dinitrophenyl)-uracils to 1-arylamino-uracils by reaction with arylamines at room temperature.⁹¹

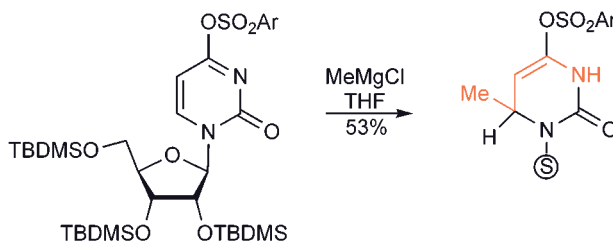


The presence of both an oxygen and an amino substituent (see also 14.10) can allow substitution with carbon electrophiles.^{98,99}

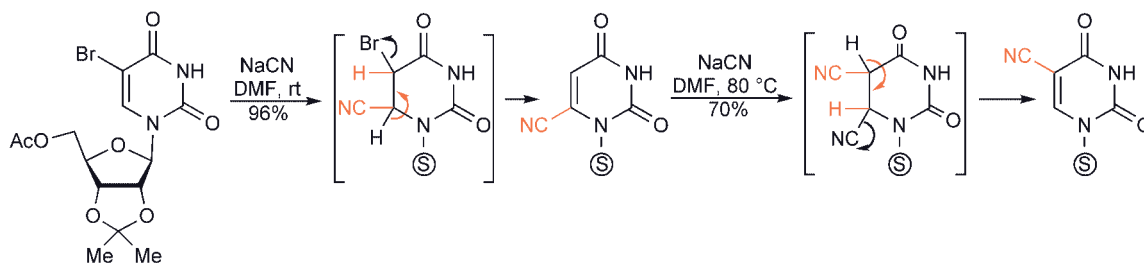


14.9.2.2 Reactions with Nucleophilic Reagents

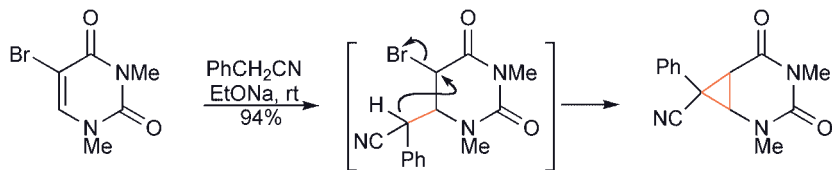
Diazinones are quite susceptible to nucleophilic attack, reaction taking place generally *via* Michael-type adducts rather than by attack at a carbonyl group. Grignard reagents add to give dihydro compounds and good leaving groups can be displaced.¹⁰⁰



The reaction of cyanide with a protected 5-bromouridine¹⁰¹ is instructive: under mild conditions a *cine*-substituted product is obtained *via* a Michael addition followed by β -elimination of bromide, but at higher temperatures, conversion of the 6- into the 5-cyano-isomer is observed, i.e. the product of apparent, direct displacement of bromide is obtained. The higher-temperature product arises *via* an isomerisation involving another Michael addition, then elimination of the 6-cyano group.

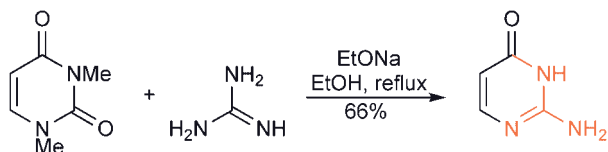


In a related reaction with the anion of phenylacetonitrile, the initial addition is followed by an internal alkylation, generating a cyclopropane-containing product.¹⁰²

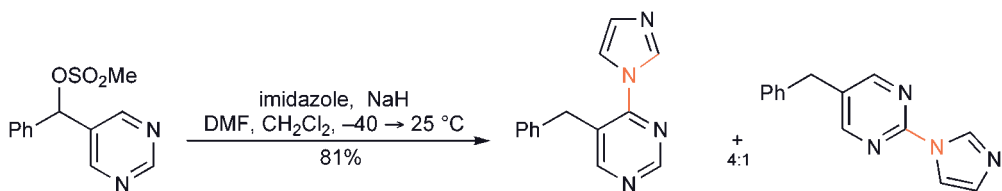


*Ips*o-substitution of 5-halo-uracils by amines can also be carried out – iodine under copper catalysis,¹⁰³ fluorine with ultraviolet irradiation¹⁰⁴ and bromine simply by heating.¹⁰⁵

The conversion of 1,3-dimethyluracil into a mixture of *N,N'*-dimethylurea and the disodium salt of formylacetic acid begins with the addition of hydroxide at C-6.¹⁰⁶ The propensity for uracils to add nucleophiles can be put to synthetic use by reaction with double nucleophiles, such as ureas or guanidines, when a sequence of addition, ring opening and reclosure can achieve (at first sight) extraordinary transformations.¹⁰⁷

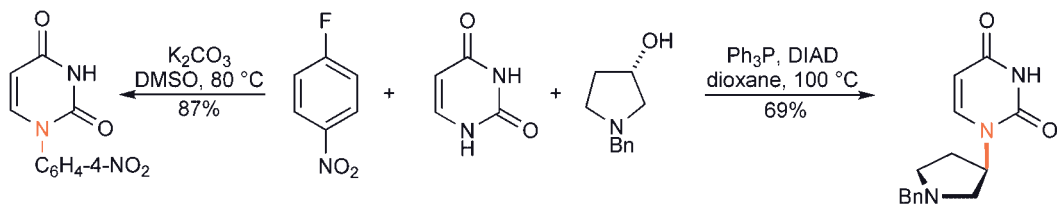


Products of 2- and 4-substitution of hydrogen are obtained by reaction of the sodium salt of imidazole with the phenyl pyrimidin-5-yl carbinol mesylate, with none of the product of direct substitution. Similar results are obtained with the sodium salts of pyrrole and indole, but other nucleophiles, such as amines, give complex product mixtures.¹⁰⁸

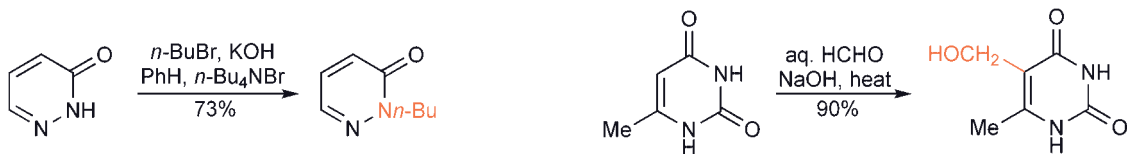


14.9.2.3 Deprotonation of *N*-Hydrogen and Other Reactions at Nitrogen

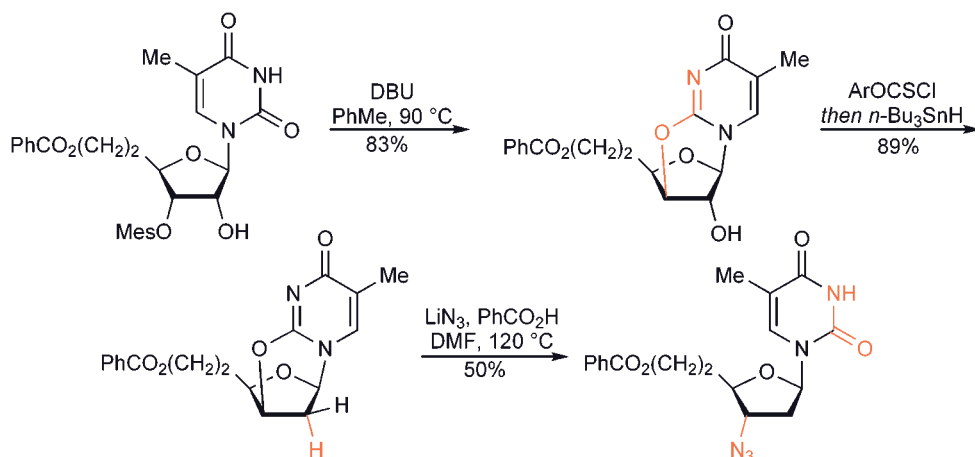
Like pyridones, oxy-diazires are readily deprotonated under mild conditions, to give ambident anions which can be alkylated conveniently by phase-transfer methods, alkylation usually occurring at nitrogen.¹⁰⁹ *N*-Arylations of uracils also proceed in this way with, for example, 1-fluoro-4-nitrobenzene.¹¹⁰ 3-Pyridazinones alkylate cleanly on N-2 under phase-transfer conditions,¹¹¹ but the regiochemistry of uracil alkylation is sometimes difficult to control (see also below). Uracils are sufficiently acidic to take part in Mitsunobu reactions.¹¹²



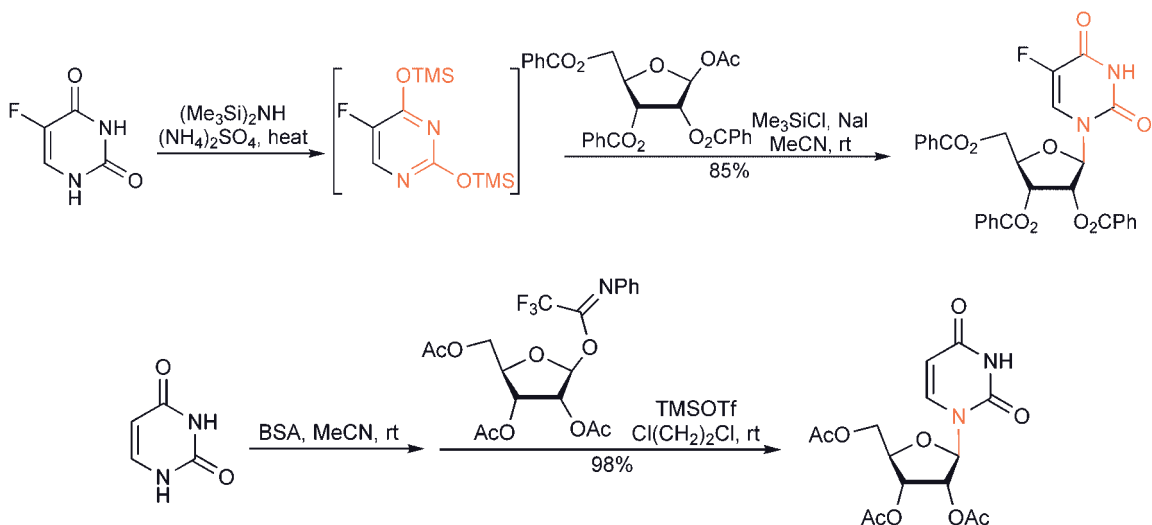
Carbon substitution can also be effected in some cases *via* delocalised *N*-anions, as in the reaction of 6-methyluracil with formaldehyde,¹¹³ or with diazonium salts.¹¹⁴



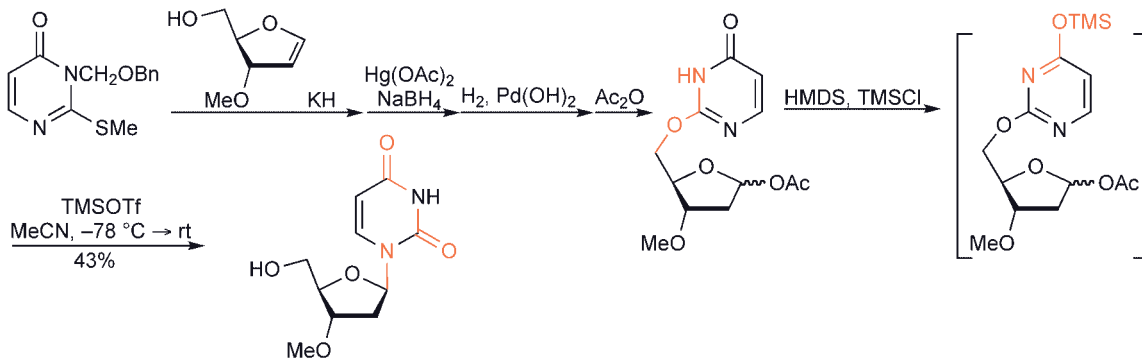
O-Alkylation is also possible and is particularly important in ribosides, where it occurs intramolecularly and can be used to control the stereochemistry of substitution in the sugar residue, as illustrated in the following sequence for replacement of the 3'-hydroxyl with azide and with overall retention of configuration.¹¹⁵



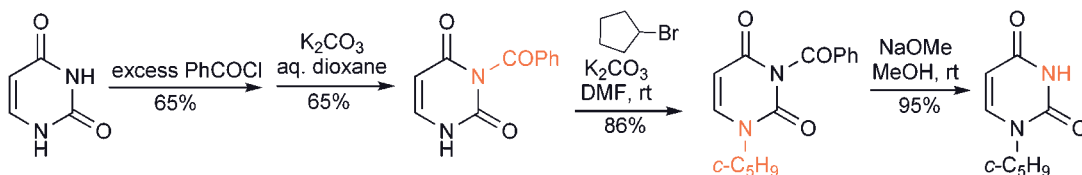
N-Alkylation of *O*-silylated derivatives,¹¹⁶ for example with glycosyltrifluoro-acetimidates,¹¹⁷ is an important method for unambiguous *N*-alkylation,¹¹⁸ especially for ribosylation of uracils.¹¹⁹



Stereospecific ribosylation of uracils and other pyrimidine bases can be carried out by attachment to the 5-hydroxymethyl substituent of the sugar, followed by internal delivery to C-2.¹²⁰

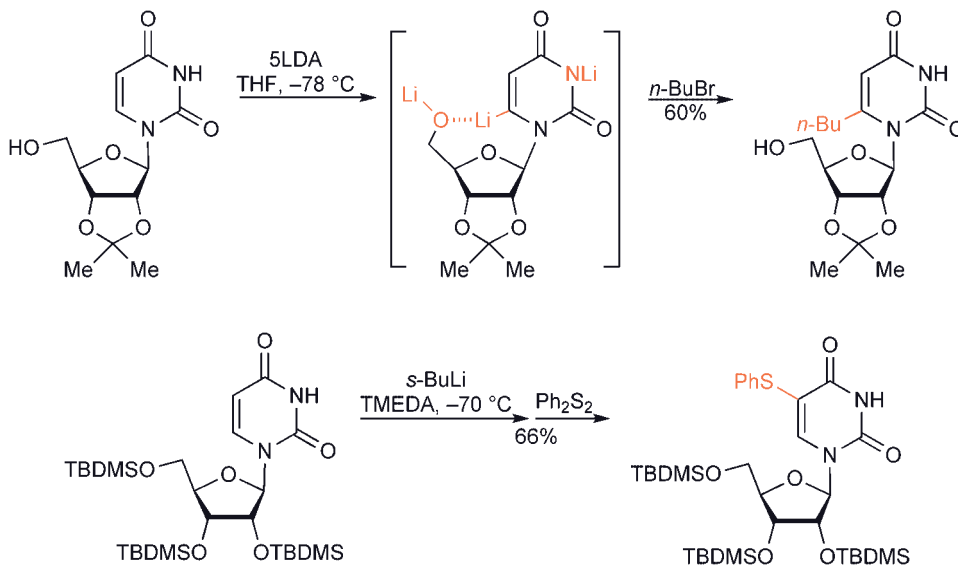


Selective alkylation of uracil at N-1 can be achieved *via* alkylation of the 3-benzoyl-derivative, itself obtained by selective hydrolysis of the dibenzoyl compound.¹²¹

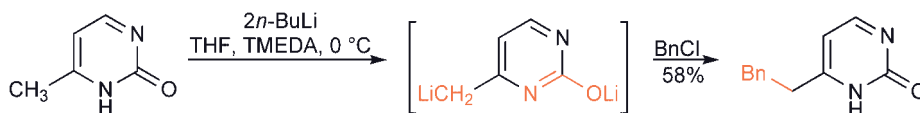


14.9.2.4 C-Metallation and Reactions of C-Metallated Diazinones

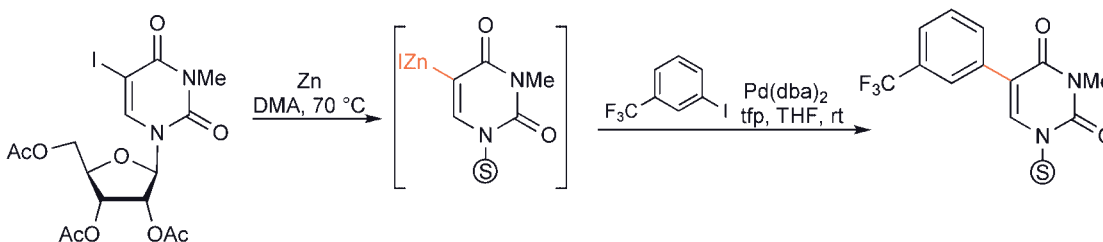
C-Lithiation of uridine derivatives has been thoroughly studied as a means for the introduction of functional groups at C-5 and C-6. Chelating groups at C-5' (hydroxyl or methoxymethoxy) favour 6-metallation,¹²² as do equilibrating conditions, indicating that this is the most stable lithio derivative. Kinetic lithiation, at C-5, can be achieved when weakly chelating silyloxy-groups are used as protecting groups for the sugar.¹²³ It is remarkable that protection of the N-3-H group is not necessary and this is illustrated again in the 6-lithiation of uracil carrying an ethoxymethyl-substituent on N-1.¹²⁴



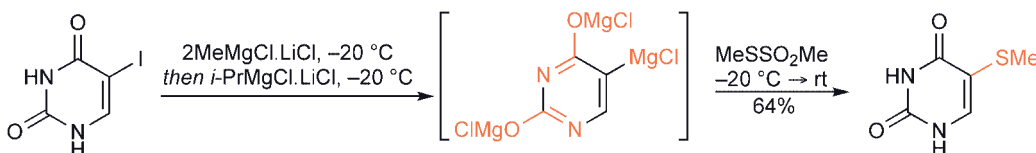
NH-Protection is also unnecessary for the side-chain metallation of 6-methylpyrimidin-2-one.¹²⁵



Zinc derivatives of uracils can be prepared directly by reaction of the appropriate halide with zinc dust. They react with a limited range of electrophiles, but are particularly useful for palladium-catalysed couplings¹²⁶ (see also 4.1).

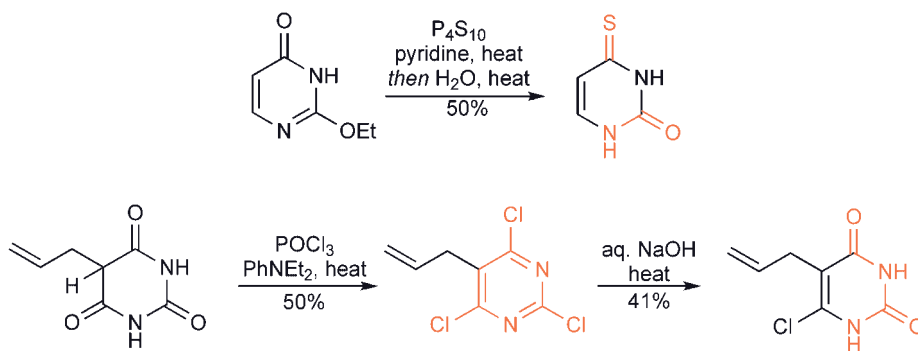


Halogen–magnesium exchange can be achieved with 5- or 6-iodouracils, again *without* masking the *N*-hydrogen groups.¹²⁷

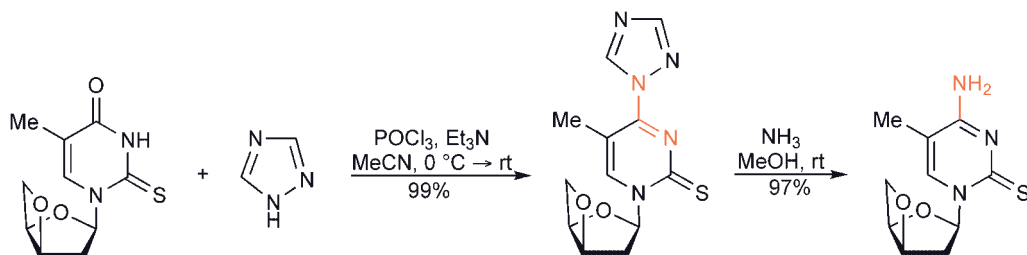


14.9.2.5 Replacement of Oxygen

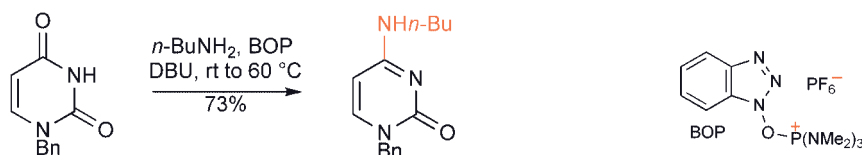
Oxy-diazines, with the oxygen α to nitrogen, can be converted into halo-^{30,128} and thio compounds¹²⁹ using the same reagents used for 2- and 4-pyridones, including *N*-bromosuccinimide with triphenylphosphine.¹³⁰ The reactions of *O*-silylated pyrazinones with phosphorus(III) bromide or phosphorus(V) chloride are also efficient.¹³¹



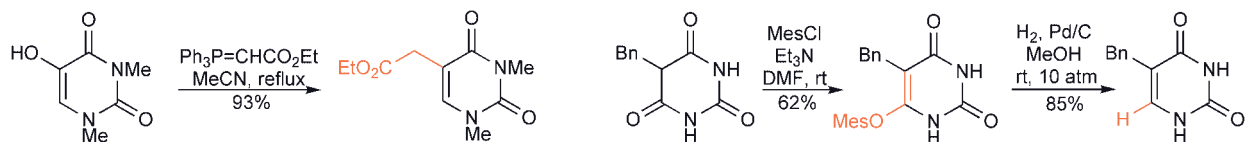
Diazinones can also be converted into amino-diazines, without the (classical) intermediacy of an isolated halo derivative, by various processes including the use of 1,2,4-triazole, as illustrated below.¹³²



A direct replacement of the 4-oxygen of 1-substituted uracils by amines is possible by reaction in the presence of BOP and DBU.¹³³

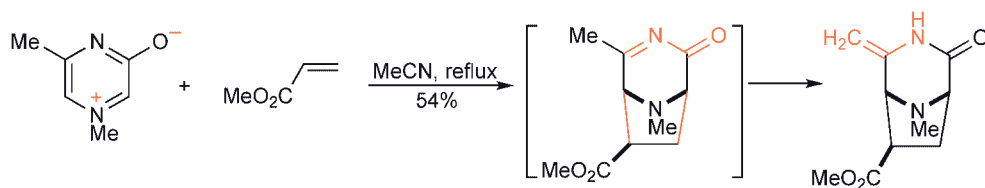


5-Hydroxypyrimidine-2,4-diones react as 5-ketones and undergo Wittig condensation, the double bond thus formed isomerising back into the more stable position in the ring.¹³⁴ Barbituric acid and C-5 derivatives can be converted into uracils by first forming a 6-mesyate and then catalytic hydrogenolysis.¹³⁵

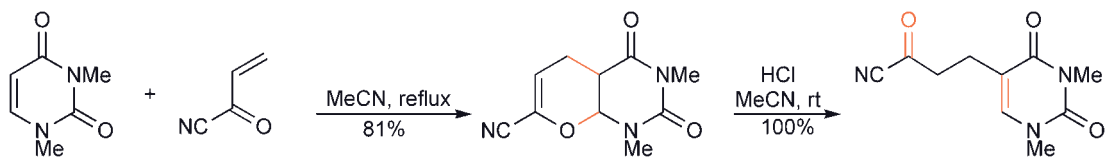


14.9.2.6 Electrocyclic Reactions

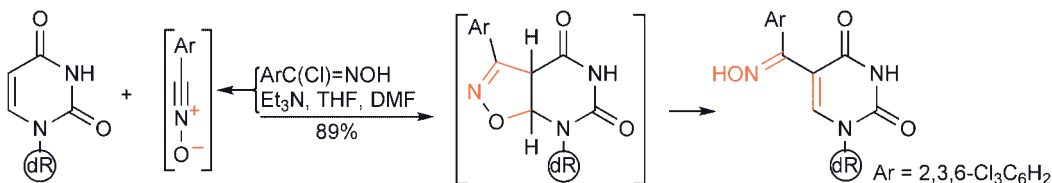
Mesoionic pyrazinium-3-olates undergo cycloadditions¹³⁶ similar to those known for pyridinium-3-olates (8.7) and pyrylium-3-olates (Section 11.1.7).



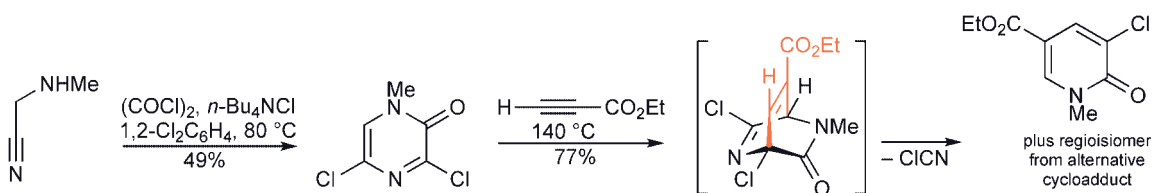
Heterodienophiles have also been studied: singlet oxygen across the 2,5-positions of pyrazinones.¹³⁷ The immediate cycloadduct is isolable when acryloyl cyanide is used as the heterodiene component in reaction with a pyrimidine-2,4-dione.¹³⁸



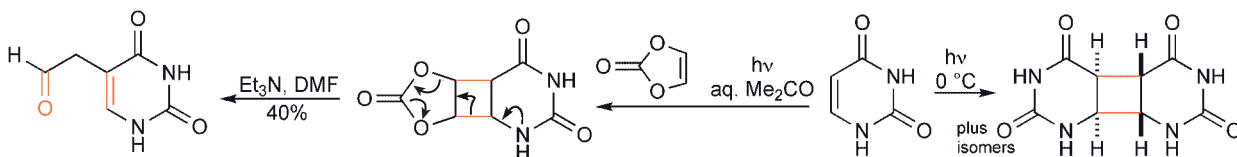
The reaction of deoxyuridine with nitrile oxides gives products of apparent electrophilic substitution, but these probably arise by ring opening of a cycloadduct.¹³⁹



Extensive studies have been made of the versatile 3,5-dihalo-2(1*H*)-pyrazinones and their derivatives.¹⁴⁰ A remarkable ring synthesis¹⁴¹ provides the dichloropyrazinones and these, and their derivatives, undergo cycloadditions.¹⁴²

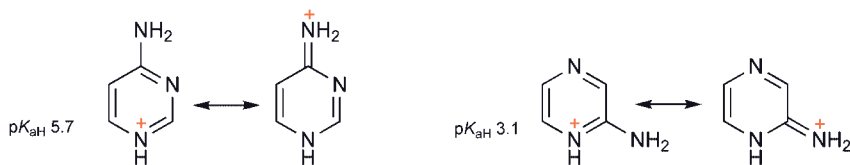


Because of possible relevance to mutagenesis, considerable effort has been devoted to study of the photochemical transformations of oxypyrimidines; uracil, for example, takes part in a [2 + 2] cycloaddition with itself,¹⁴³ or with vinylene carbonate (1,3-dioxol-2-one).¹⁴⁴ Uracils undergo radical additions;¹⁴⁵ these too are of possible relevance to mutagenesis mechanisms.

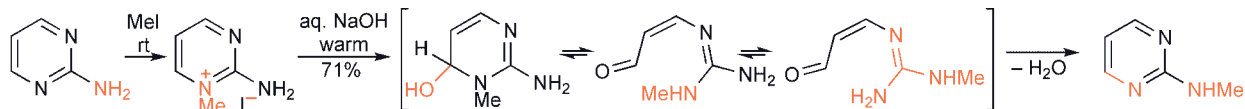


14.10 Amino-Diazines

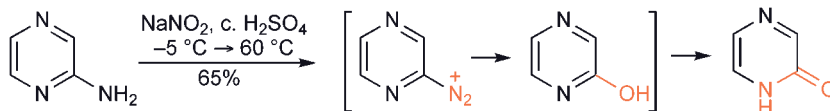
Amino-diazines exist in the amino form. They are stronger bases than the corresponding unsubstituted systems and always protonate on one of the ring nitrogen atoms; where two isomeric cations are possible, the order of preference for protonation is of a ring nitrogen, which is $\gamma > \alpha > \beta$ to the amino group, as can be seen in the two examples below. A corollary of this is that those amino-diazines that contain a γ -amino-azine system are the strongest bases.



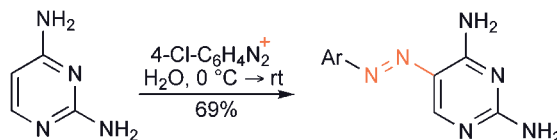
The alkali-promoted rearrangement of quaternary salts derived from 2-aminopyrimidine provides the simplest example of the Dimroth rearrangement.¹⁴⁶ The larger the substituent on the positively charged ring nitrogen, the more rapidly the rearrangement proceeds, no doubt as a result of the consequent relief in strain between the substituent and the adjacent amino group.



All of the amino-diazines react with nitrous acid to give the corresponding diazinones,³⁰ by way of highly reactive diazonium salts; even 5-aminopyrimidine does not give a stable diazonium salt, though a low yield of 2-chloropyrimidine can be obtained by diazotisation of 2-aminopyrimidine in concentrated hydrochloric acid.¹⁴⁷



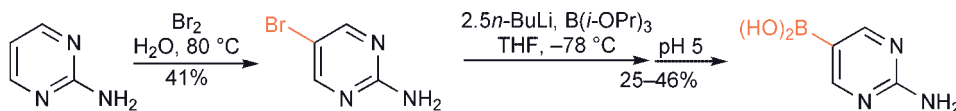
One amino group is sufficient in most cases to allow easy electrophilic substitution, halogenation¹⁴⁸ for example, and two amino groups activate the ring to attack even by weaker electrophilic reagents – for example by thiocyanogen.¹⁴⁹ Diamino-pyrimidines will couple with diazonium salts,¹⁵⁰ which provides a means for the introduction of a third nitrogen substituent.



Amino-oxy-pyrimidines,¹⁵¹ and amino-dioxy-pyrimidines¹⁵² can be *C*-nitrosated, and such 5,6-dinitrogen-substituted pyrimidines, after reduction to 5,6-diamino-pyrimidines, are important intermediates for the synthesis of purines (an example is shown below; see also 27.11.1.1) and pteridines (14.14).

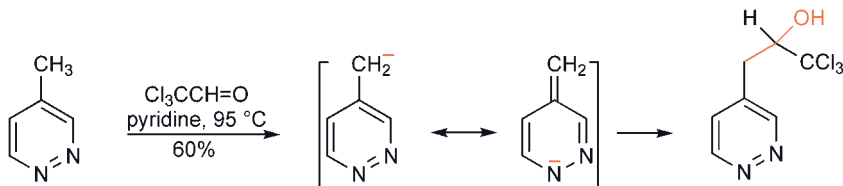


2-Amino-5-bromopyrimidine can be converted into a 5-boronic acid, without the need to mask the amino group.¹⁵³

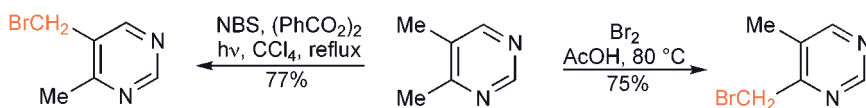


14.11 Alkyl-Diazines

All alkyl-diazines, with the exception of 5-alkyl-pyrimidines, undergo condensations that involve deprotonation of the alkyl group,¹⁵⁴ in the same way as α - and γ -picolines.¹⁵⁵ The intermediate anions are stabilised by mesomerism involving one, or in the case of 2- and 4-alkyl-pyrimidines, both nitrogens.

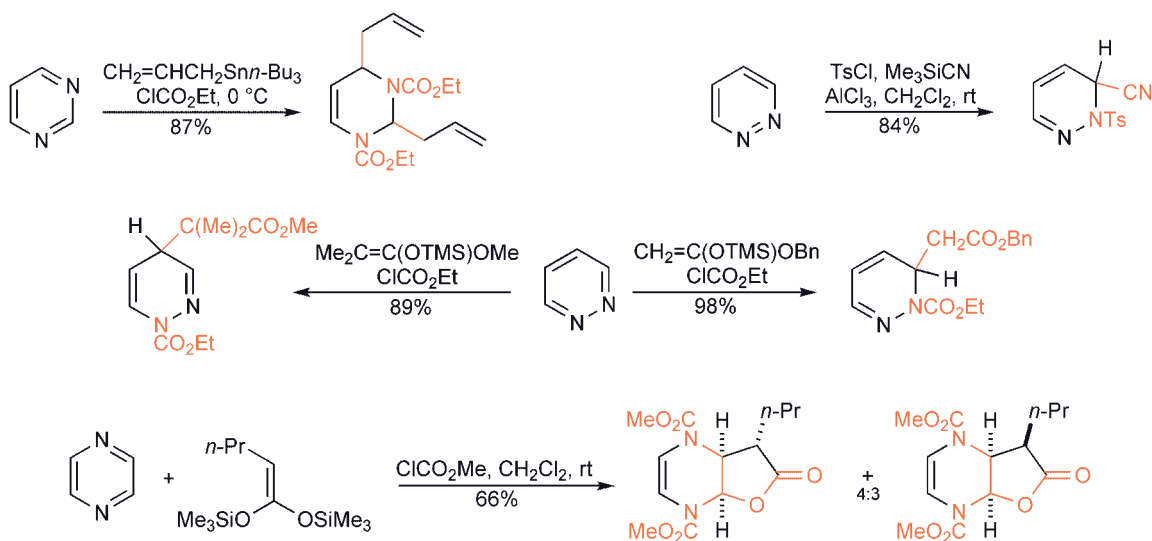


In pyrimidines, a 4-alkyl- is deprotonated more readily than a 2-alkyl-group;¹⁵⁶ here again one sees the greater stability associated with a γ -quinonoid resonating anion. Side-chain radical halogenation selects a pyrimidine-5-methyl over a pyrimidine-4-methyl; the reverse selectivity can be achieved by halogenation in acid solution – presumably an *N*-protonated, side-chain-deprotonated species, i.e. the enamine tautomer, is involved.¹⁵⁷



14.12 Quaternary Diazinium Salts

The already high susceptibility of the diazines to nucleophilic addition is greatly increased by quaternisation. Addition of organometallic reagents to *N*-acyl quaternary salts has been achieved in some cases, but is much more restricted than is the case with pyridines (8.12.2). Thus, allylstannanes¹⁵⁸ and -silanes¹⁵⁹ and silyl enol ethers have been added to diazine salts (hydride also traps such salts (14.5)). Pyridazines give good yields of mono-adducts with attack mainly α to the acylated nitrogen, but the regioselectivity of silyl ether addition¹⁶⁰ is, in some cases, sensitive to substituents. Pyrazine gives mainly double addition products¹⁶¹ and pyrimidine produces only the double adduct. Reissert adducts (cf. 9.13) have been described for pyridazine and pyrimidine.¹⁶²



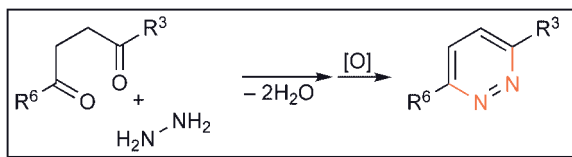
14.13 Synthesis of Diazines

Routes for the ring synthesis of the isomeric diazines are, as one would expect, quite different one from the other, and must therefore be dealt with separately.

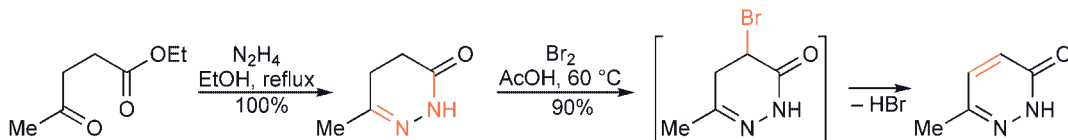
14.13.1 Pyridazines

14.13.1.1 From a 1,4-Dicarbonyl Compound and a Hydrazine

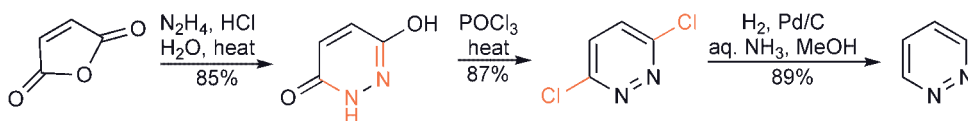
A common method for the synthesis of pyridazines involves a 1,4-dicarbonyl compound reacting with hydrazine; unless the four-carbon component is unsaturated, a final oxidative step is needed to give an aromatic pyridazine.



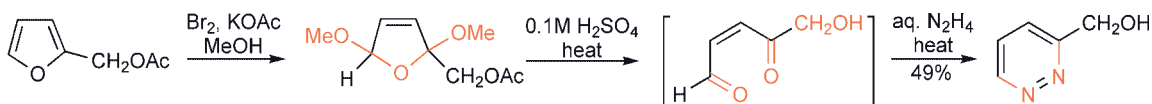
The most useful procedure utilises a 1,4-keto-ester giving a dihydro-pyridazinone, which can be easily dehydrogenated to the fully aromatic heterocycle, often by *C*-bromination then dehydrobromination;¹⁶³ alternatively, simple air oxidation can often suffice.¹⁶⁴ 6-Aryl-pyridazin-3-ones have been produced by this route in a number of ways: using an α -amino nitrile as a masked ketone in the four-carbon component,¹⁶⁵ or by reaction of an acetophenone with glyoxylic acid and then hydrazine.¹⁶⁶ Friedel–Crafts acylation using succinic anhydride is an alternative route to 1,4-keto-acids, reaction with hydrazine giving 6-aryl-pyridazinones.¹⁶⁷ Alkylation of an enamine with a phenacyl bromide produces 1-aryl-1,4-diketones, allowing synthesis of 3-aryl-pyridazines.¹⁶⁸



Maleic anhydride and hydrazine give the hydroxy-pyridazinone ('maleic hydrazide') directly,¹⁶⁹ the additional unsaturation in the 1,4-dicarbonyl component meaning that an oxidative step is not required; conversion of 3-hydroxypyridazin-6-one into 3,6-dichloropyridazine makes this useful intermediate very easily available. Mucohalo acids (18.1.1.4), synthons for 4-carboxy-aldehydes, are an oxidation level down and produce 1-aryl-pyridazin-3-ones on reaction with arylhydrazines.¹⁷⁰

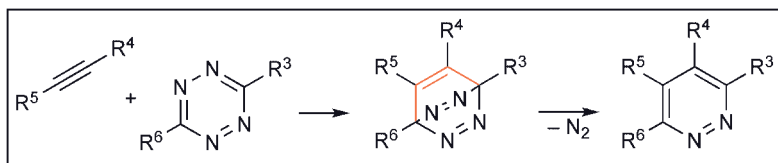


The use of saturated 1,4-diketones can suffer from the disadvantage that they can react with hydrazine in two ways, giving mixtures of the desired dihydro-pyridazine and an *N*-amino-pyrrole; this complication does not arise when unsaturated 1,4-diketones are employed.¹⁷¹ There is also no structural ambiguity when aryl-hydrazines are reacted with pent-4-ynoic acid catalysed by zinc chloride, producing 2-aryl-3,4-dihydro-6-methyl-pyridazin-3-ones.¹⁷² Synthons for unsaturated 1,4-diketones are available as cyclic acetals from furans (18.1.4), and react with hydrazines to give the fully aromatic pyridazines directly.¹⁷³

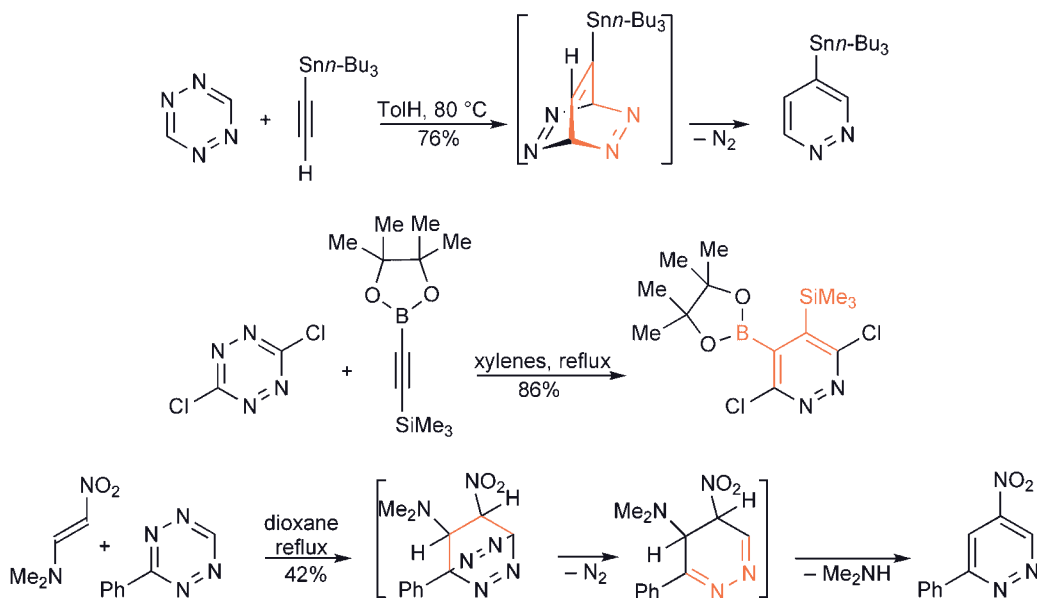


14.13.1.2 By Cycloaddition of a 1,2,4,5-Tetrazine with an Alkyne

Cycloaddition of a 1,2,4,5-tetrazine with an alkyne (or its equivalent), with elimination of nitrogen gives pyridazines.



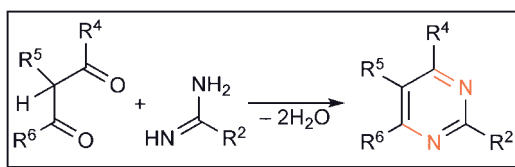
This process works best when the tetrazine has electron-withdrawing substituents, but 1,2,4,5-tetrazine itself will react with a range of simple alkynes, enamines and enol ethers, under quite moderate conditions.¹⁷⁴ A wide range of substituents can be incorporated *via* the acetylene, including nitro and trimethylsilyl, affording the means to access other substituted pyridazines.¹⁷⁵ The preparation of a boronic ester is another example.¹⁷⁶



14.13.2 Pyrimidines

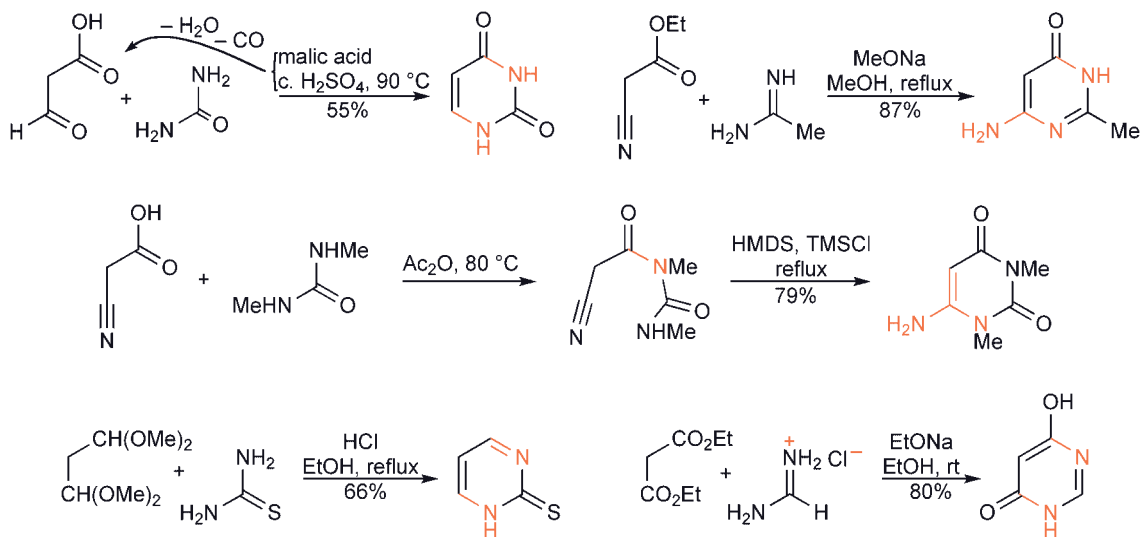
14.13.2.1 From a 1,3-Dicarbonyl Compound and an N-C-N Fragment

The most general pyrimidine ring synthesis involves the combination of a 1,3-dicarbonyl component with an N-C-N fragment such as a urea, an amidine or a guanidine.

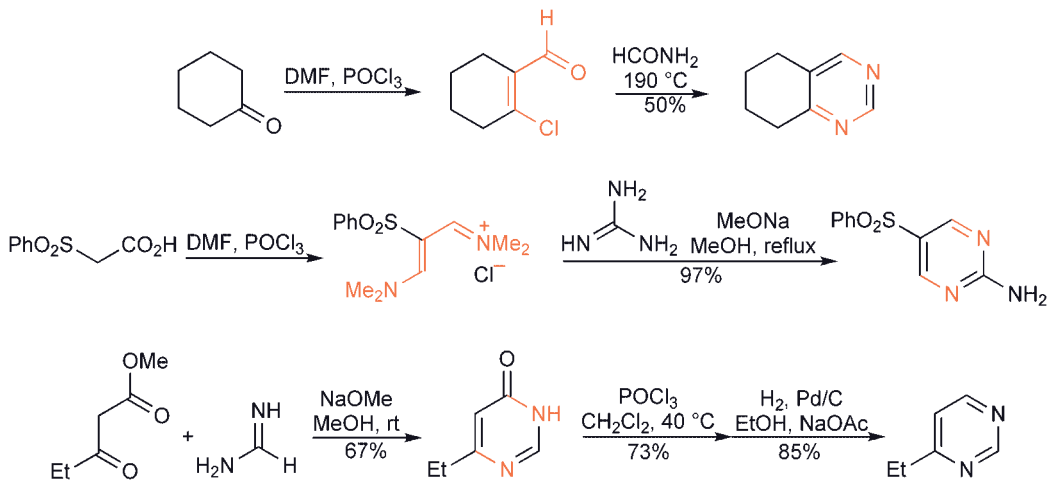


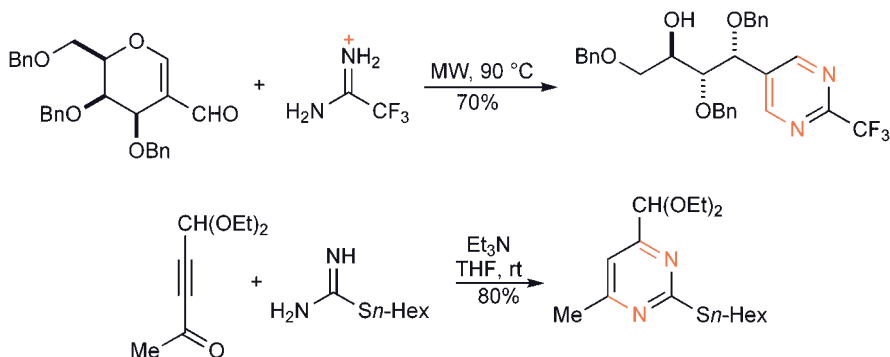
The choice of N-C-N component – amidine,¹⁷⁷ guanidine,¹⁷⁸ or a urea¹⁷⁹ (thiourea¹⁸⁰) – governs the substitution at C-2 in the product heterocycle. Although not formally ‘N-C-N’ components, formamide,¹⁸¹ or an orthoester, plus ammonia¹⁸² can serve instead of urea in this type of approach. The dicarbonyl

component can be generated *in situ*, for example formylacetic acid (by decarbonylation of malic acid), or a synthon used (1,1,3,3-tetramethoxypropane for malondialdehyde). When a nitrile serves as a carbonyl equivalent, the resulting heterocycle now carries an amino-substituent.¹⁸³ The use of 2-bromo-1,1,3,3-tetramethoxypropane provides a route to 5-bromopyrimidine,¹⁸⁴ methanetricarboxaldehyde reacts with amidines to give 5-formyl-pyrimidines,¹⁸⁵ and 2-aminomalondialdehyde leads to 5-amino-pyrimidines.¹⁸⁶ The examples below illustrate some of these.¹⁸⁷

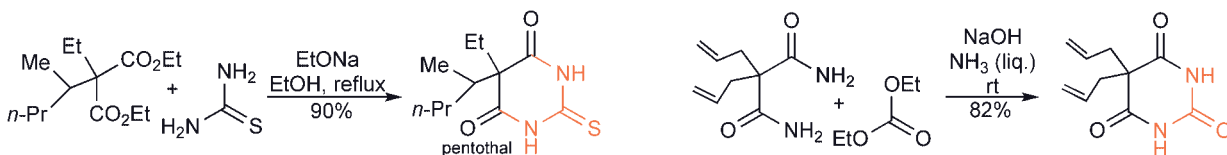


Other synthons for 1,3-dicarbonyl compounds that have been successfully applied include β -chloro- α,β -unsaturated ketones and aldehydes,¹⁸⁸ β -dimethylamino- α,β -unsaturated ketones (easily obtained from ketones by reaction with DMFDMA),¹⁸⁹ β -alkoxy-enones¹⁹⁰ and vinyl-amidinium salts.¹⁹¹ Alkynyl-ketones react with *S*-alkyl-isothioureas, giving 2-alkylthio-pyrimidines¹⁹² and propiolic acid reacts with urea to give uracil directly in about 50% yield.¹⁹³ 1,3-Keto-esters with formamidine produce 4-pyrimidinones¹⁹⁴ and *C*-substituted formamidines with ethyl cyanoacetate give 2-substituted-6-amino-4-pyrimidinones.¹⁹⁵ In analogy, pyrimidines fused to other rings, for example as in quinazolines, can be made from *ortho*-aminonitriles¹⁹⁶ and in general, from β -enamino esters.¹⁹⁷



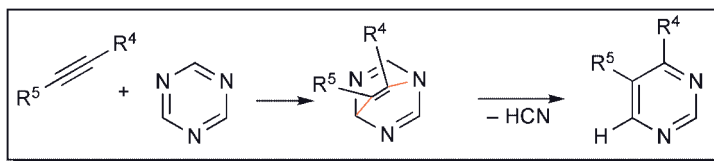


Barbituric acid and barbiturates can be synthesised by reacting a malonate with a urea,¹⁹⁸ or a bis primary amide of a substituted malonic acid with diethyl carbonate.¹⁹⁹

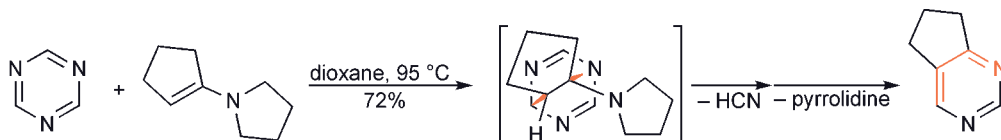


14.13.2.2 By Cycloadditions

Cycloaddition of a 1,3,5-triazine with an alkyne (or its equivalent) gives pyrimidines after loss of hydrogen cyanide.

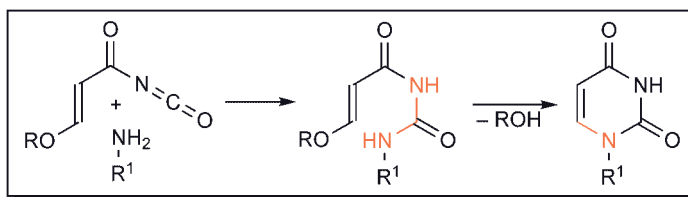


The formation of pyrimidines²⁰⁰ *via* aza-Diels–Alder reactions is similar to the preparation of pyridazines from tetrazines (cf. 14.13.1.2).

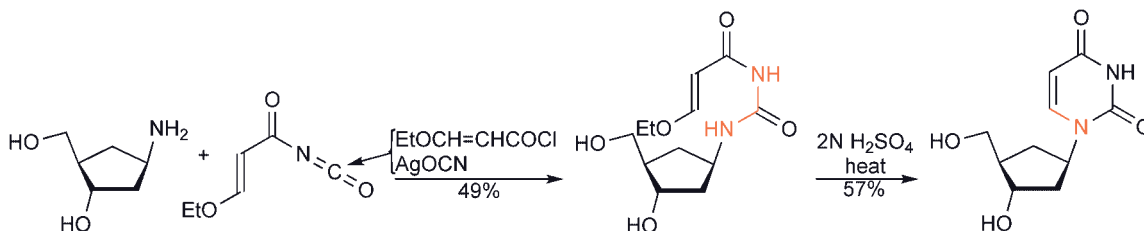


14.13.2.3 From 3-Ethoxyacryloyl Isocyanate and Primary Amines

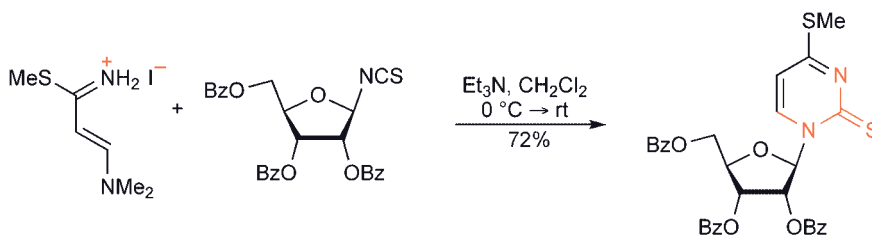
Primary amines add to the isocyanate group in a 3-alkoxyacryloyl isocyanate; ring closure then gives pyrimidines *via* intramolecular displacement of the alkoxy-group.



Uracils can be prepared *via* reaction of primary amines with 3-ethoxyacryloyl isocyanate;²⁰¹ this method is particularly suitable for complex amines and has found much use in recent years in the synthesis of, for example, carbocyclic nucleoside analogues as potential anti-viral agents.²⁰² The immediate product of amine/isocyanate interaction can be cyclised under either acidic or basic²⁰³ conditions; the method can also be applied to thiouracil synthesis by the use of the corresponding isothiocyanate.



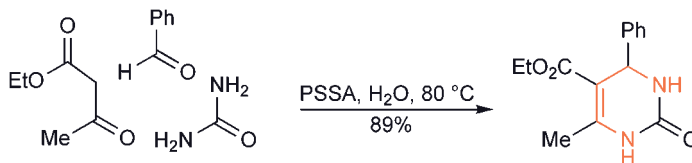
Though different bonds are made, it is useful to include here the enaminothioimidate shown below for the synthesis of pyrimidin-2-ones and -thiones, by reaction with isocyanates and isothiocyanates, respectively, proceeding *via* a cycloaddition between the azadiene and the imine unit of the -N=C=S , then loss of dimethylamine to aromatise.²⁰⁴



14.13.2.4 From an Aldehyde, a 1,3-Dicarbonyl-Compound and a Urea

The Biginelli Synthesis²⁰⁵

This very old synthesis²⁰⁶ of 1,4-dihydropyrimidin-2-ones, which is analogous to the Hantzsch pyridine synthesis (8.14.1.2), is much used, particularly for library synthesis, and many variants of the reaction conditions have been described; most often the condensation is acid or Lewis-acid catalysed. The products are important in their own right, but can also be dehydrogenated to give pyrimidin-2-ones.²⁰⁷ If guanidine is used instead of the urea component, 2-amino-1,4-dihydropyrimidines result.²⁰⁸

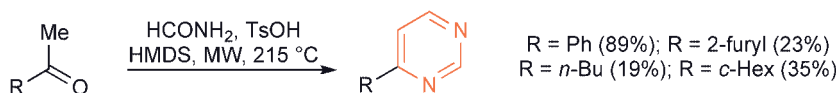


14.13.2.5 From Ketones

Condensation of ketones with two mole equivalents of a nitrile in the presence of trifluoromethanesulfonic acid anhydride is a useful method for the production of a limited range of pyrimidines, where the substituents at C-2 and C-4 are identical.^{209, 210}



Methyl ketones give 4-monosubstituted-pyrimidines when reacted with formamide at high temperature.²¹¹ Although the yields, apart from aryl-methyl-ketones, are not large, the method is extremely simple. Aryl higher-alkyl ketones also react in this way, giving 4-aryl-5-alkyl-pyrimidines.

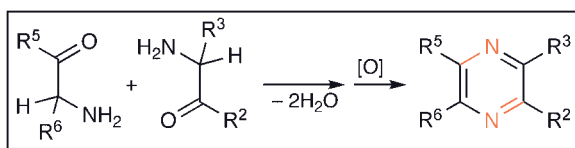


14.13.3 Pyrazines

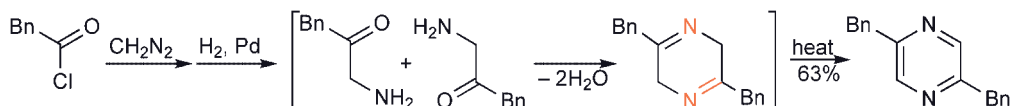
Pyrazine is not easily made in the laboratory. Commercially, the high temperature cyclodehydrogenation of precursors such as *N*-hydroxyethylethane-1,2-diamine is used.

14.13.3.1 From the Self-Condensation of a 2-Amino-Ketone

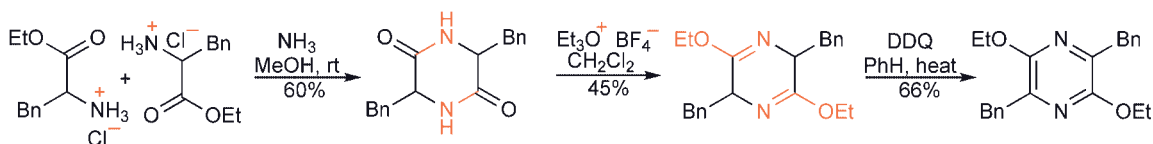
Symmetrical pyrazines result from the spontaneous self condensation of two mole equivalents of a 2-amino-ketone, or 2-amino-aldehyde, followed by an oxidation.



2-Amino-carbonyl compounds, which are stable only as their salts, are usually prepared *in situ* by the reduction of 2-diazo-, -oximino- or -azido-ketones. The dihydropyrazines produced by this strategy are very easily aromatised, for example by air oxidation, and often distillation alone is sufficient to bring about disproportionation.²¹²

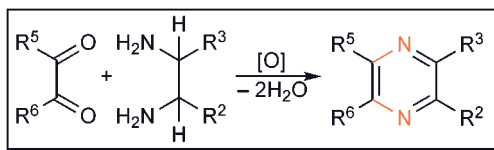


α -Amino esters are more stable than α -amino-ketones but nonetheless easily self-condense to give heterocycles, known as 2,5-diketopiperazines. These compounds are resistant to oxidation, but can be used to prepare aromatic pyrazines after first converting them into dichloro- or dialkoxy-dihydropyrazines.²¹³

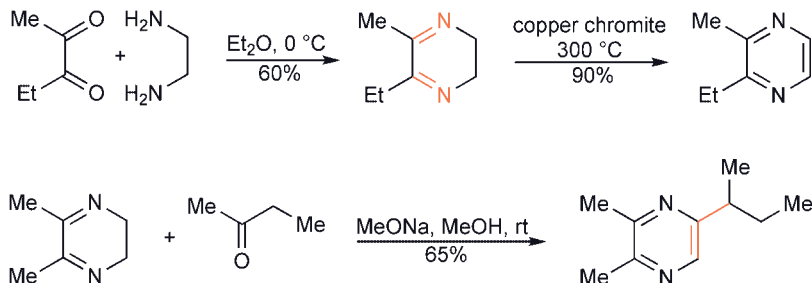


14.13.3.2 From 1,2-Dicarbonyl Compounds and 1,2-Diamines

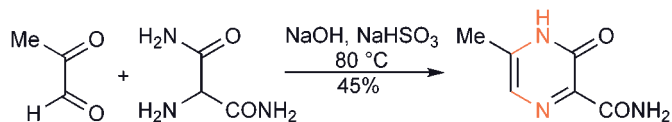
1,2-Dicarbonyl compounds undergo double condensation with 1,2-diamines; an oxidation is then required.



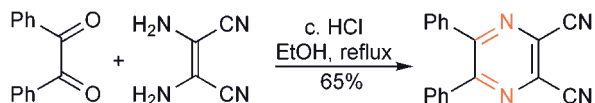
This method is well suited to the formation of symmetrical pyrazines,²¹⁴ but if both diketone and diamine are unsymmetrical, two isomeric pyrazines are formed. The dihydro-pyrazines can be dehydrogenated and they will also react with aldehydes and ketones, with introduction of another alkyl group at the same time as achieving the aromatic oxidation level.²¹⁵



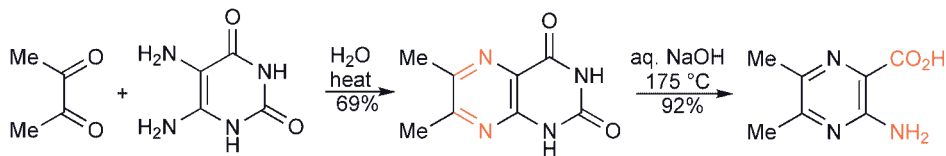
Other dinitrogen components that also carry unsaturation are α -amino acid amides,²¹⁶ from which pyrazinones can be formed; a special example is aminomalonyamide and a pyrazinone synthesis using this unit is shown below.²¹⁷



The direct synthesis of aromatic pyrazines using a 1,2-dicarbonyl compound requires a 1,2-diamino-alkene, but very few simple examples of such compounds are known; diaminomaleonitrile²¹⁸ is stable and serves in this context.

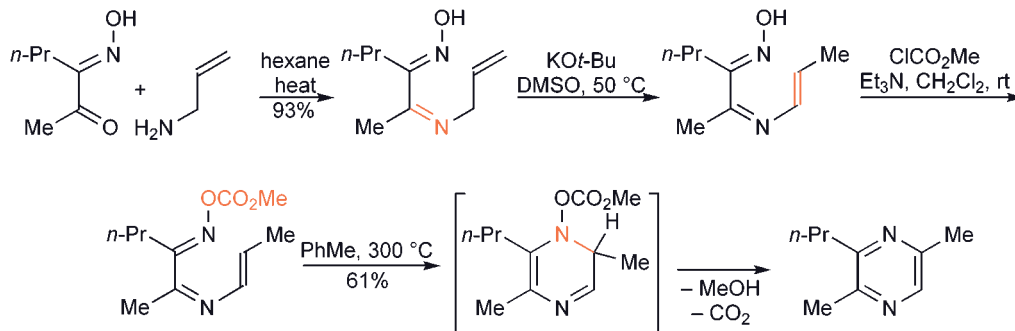


An ingenious modification of the general method uses 5,6-diaminouracil as a masked unsaturated 1,2-diamine: the products can be hydrolysed with cleavage of the pyrimidinone ring finally arriving at 2-amino-pyrazine-3-acids as products.²¹⁹



14.13.3.3 From 1,2-Diketone Mono-Oximes

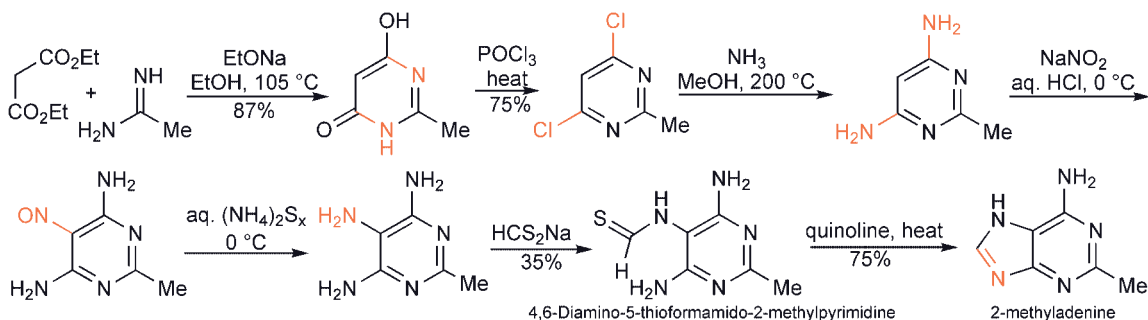
Alkyl-pyrazines can be produced by an ingenious sequence involving an electrocyclic ring closure of a 1-hydroxy-1,4-diazatriene, aromatisation being completed by loss of the oxygen from the original oxime hydroxyl group.²²⁰



14.13.4 Notable Syntheses of Diazines

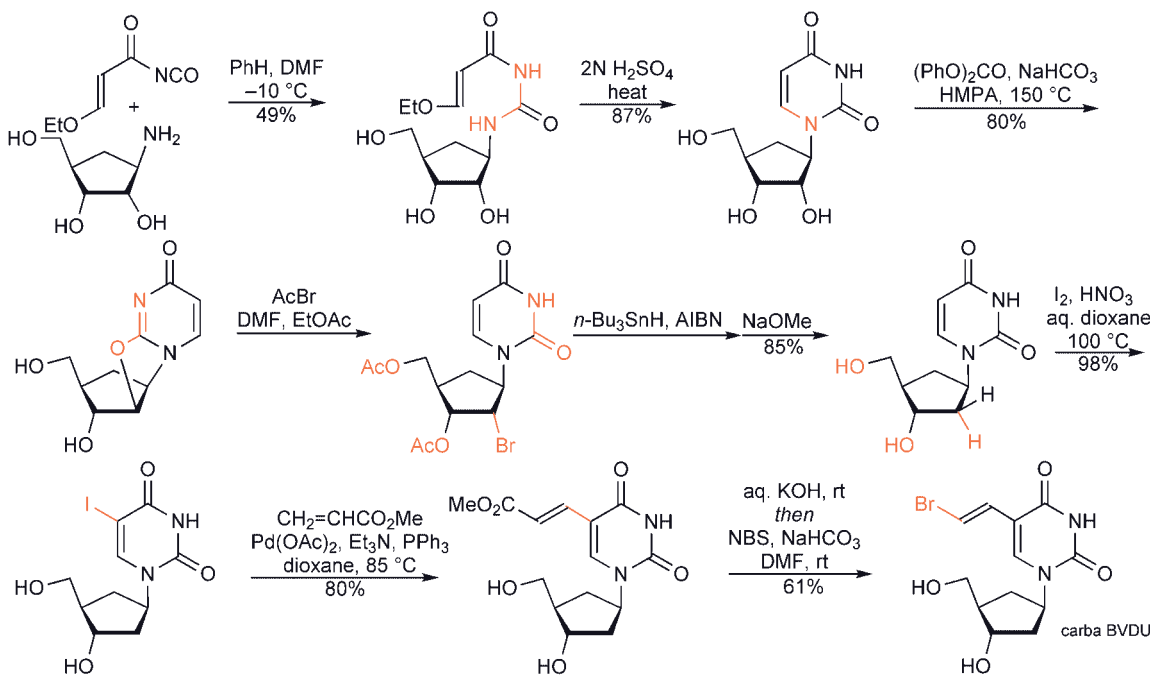
14.13.4.1 4,6-Diamino-5-thioformamido-2-methylpyrimidine

4,6-Diamino-5-thioformamido-2-methylpyrimidine can be converted into 2-methyladenine.



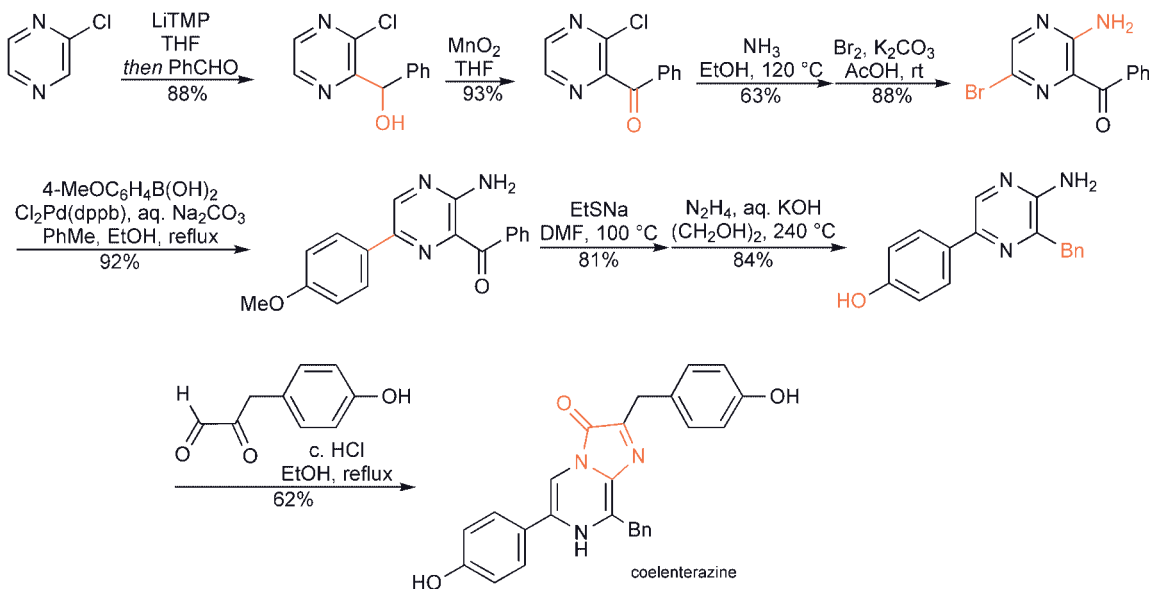
14.13.4.2 Carbocyclic bromovinyldeoxyuridine

Carbocyclic bromovinyldeoxyuridine (CarbaBVDU) is an anti-viral agent.²²¹



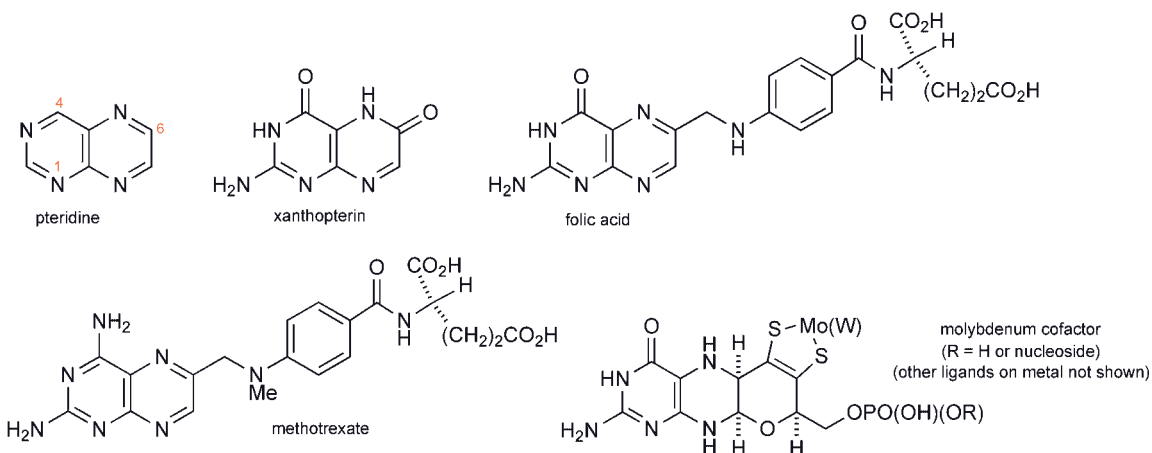
14.13.4.3 Coelenterazine

Coelenterazine, a bioluminescent compound from a jellyfish, with potential for use in bioassays, has been synthesised in an overall 25% yield from chloropyrazine.²²²



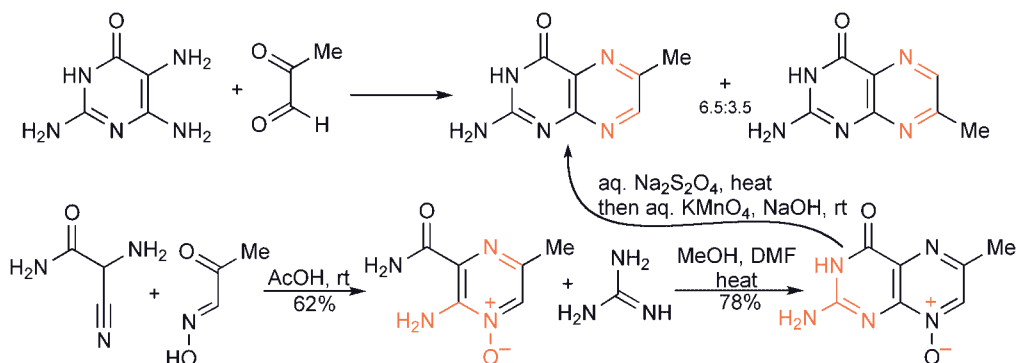
14.14 Pteridines

Pyrazino[2,3-*d*]pyrimidines are known as 'pteridines',²²³ because the first examples of the ring system, as natural products, were found in pigments, like xanthopterin (yellow), in the wings of butterflies (*Lepidoptera*). The pteridine ring system has subsequently been found in coenzymes that use tetrahydrofolic acid (derived from the vitamin folic acid), and in the cofactor of the oxomolybdoenzymes²²⁴ and comparable tungsten enzymes.



The synthesis of the pteridine ring system has been approached by two obvious routes: one is the fusion of the pyrazine ring onto a pre-formed 4,5-diamino-pyrimidine, and the second, the elaboration of the pyrimidine ring on a pre-formed pyrazine. The first of these, the *Isay synthesis*, suffers from the disadvantage that condensation of the heterocyclic 1,2-diamine with an unsymmetrical 1,2-dicarbonyl compound

usually leads to a mixture of 6- or 7-substituted isomers.²²⁵ It was to avoid this difficulty that the alternative strategy, the *Taylor synthesis*, now widely used, starting with a pyrazine, was developed.²²⁶ This approach has the further advantage that because the pyrazine ring is pre-synthesised, using 2-cyanoglycinamide,²²⁷ it eventually produces, regioselectively, 6-substituted pteridines – substitution at the 6-position is the common pattern in natural pteridines.



Exercises

Straightforward revision exercises (consult Chapters 13 and 14):

- Why is it difficult to form diprotonic salts from diazines?
- How do uridine, thymidine and cytidine differ?
- Are the diazines more or less reactive towards *C*-electrophilic substitution than pyridine?
- What factor assists and what factor mediates against nucleophilic displacement of hydrogen in diazines?
- Which is the only chlorodiazine that does not undergo easy nucleophilic displacement, and why?
- What precaution is usually necessary in order to lithiate a diazine?
- Write out one example each where a pyridazine, a pyrimidine and a pyrazine undergo a cycloaddition, acting as a diene or an azadiene.
- How could one convert an oxy-diazine, where the oxygen is α to a nitrogen: (i) into a corresponding chloro-diazine, (ii) efficiently into a corresponding *N*-methyl-diazinone, (iii) into a corresponding amino-diazine, but without involving a chloro-diazine.
- What is the product from hydrazine and a 1,4-keto-ester? How could it be converted into a pyridazinone?
- Given pentane-2,4-dione, how could one prepare: (i) 4,6-dimethylpyrimidine, (ii) 4,6-dimethyl-2-pyrimidone (iii) 2-amino-4,6-dimethylpyrimidine?
- What substitution pattern is the easiest to achieve in the ring synthesis of pyrazines?

More advanced exercises:

- What compounds are produced at each stage in the following sequences: (i) pyridazin-3-one reacted with POCl_3 ($\rightarrow \text{C}_4\text{H}_3\text{N}_2\text{Cl}$) and this with NaOMe ($\rightarrow \text{C}_5\text{H}_6\text{N}_2\text{O}$); (ii) chloropyrazine with $\text{BuNH}_2/120^\circ\text{C}$ ($\rightarrow \text{C}_8\text{H}_{13}\text{N}_3$).
- What are the structures of the compounds formed: (i) $\text{C}_6\text{H}_9\text{IN}_2\text{S}$ from 3-methylthiopyridazine and $\text{C}_6\text{H}_8\text{ClIN}_2$ from 3-chloro-6-methylpyridazine, each with MeI ; (ii) $\text{C}_5\text{H}_2\text{Cl}_2\text{N}_2\text{O}$ from treatment of 2,6-dichloropyrazine with LiTMP then HCO_2Et ; (iii) $\text{C}_{14}\text{H}_{12}\text{N}_2\text{O}_2$ from 2,6-dimethoxypyrazine with LiTMP , then I_2 then $\text{PhC}\equiv\text{CH}/\text{Pd}(0)$.
- Decide the structures of the compounds produced by the following sequences: (i) $\text{C}_6\text{H}_9\text{N}_3$ from 2-aminopyrimidine first with $\text{NaNO}_2/\text{c. HCl}/-15^\circ\text{C}$ and then the product with Me_2NH ; (ii) $\text{C}_{18}\text{H}_{14}\text{N}_2$ from 3-methyl-6-phenylpyridazine with $\text{PhCH=O}/\text{Ac}_2\text{O}/\text{heat}$.

4. Write sequences and structures for intermediates and final products in the following ring syntheses: (i) chlorobenzene with succinic anhydride/ AlCl_3 ($\rightarrow \text{C}_{10}\text{H}_9\text{ClO}_3$), then this with N_2H_4 ($\rightarrow \text{C}_{10}\text{H}_9\text{ClN}_2\text{O}$) and finally this with Br_2/AcOH ($\rightarrow \text{C}_{10}\text{H}_7\text{ClN}_2\text{O}$); (ii) 2,5-dimethylfuran reacted with Br_2 in MeOH ($\rightarrow \text{C}_8\text{H}_{14}\text{O}_3$), then this firstly with aqueous acid and then hydrazine ($\rightarrow \text{C}_6\text{H}_8\text{N}_2$).
5. What would be the pyrimidine products from the following combinations: (i) 1,1-dimethoxybutan-3-one with guanidinium hydrogen carbonate ($\rightarrow \text{C}_5\text{H}_7\text{N}_3$); (ii) ethyl cyanoacetate with guanidine/ NaOEt ($\rightarrow \text{C}_4\text{H}_6\text{N}_4\text{O}$); (iii) ethyl cyanoacetate with urea/ EtONa ($\rightarrow \text{C}_4\text{H}_5\text{N}_3\text{O}_2$); (iv) $(\text{EtO})_2\text{CHCH}_2\text{CH}(\text{OEt})_2/\text{HCl/urea}$ ($\rightarrow \text{C}_4\text{H}_4\text{N}_2\text{O}$),
6. Decide the structures of the final products and the intermediates (in part (i)) from the following combinations of reactants: (i) $\text{MeOCH}_2\text{COMe}$ with $\text{EtO}_2\text{CH/Na}$ ($\rightarrow \text{C}_5\text{H}_8\text{O}_3$), then this with thiourea ($\rightarrow \text{C}_6\text{H}_8\text{N}_2\text{OS}$), then this with H_2/Ni ($\rightarrow \text{C}_6\text{H}_8\text{N}_2\text{O}$); (ii) $\text{PhCOCH}_2\text{CO}_2\text{Et}$ with EtC(=NH)NH_2 ($\rightarrow \text{C}_{12}\text{H}_{12}\text{N}_2\text{O}$); (iii) PhCOCHO with $\text{MeCH(NH}_2\text{)CONH}_2$ ($\rightarrow \text{C}_{11}\text{H}_{10}\text{N}_2\text{O}$).

References

- ¹ 'Pyridazines', Tishler, M. and Stanovnik, B., *Adv. Heterocycl. Chem.*, **1968**, 9, 211; 'Recent advances in pyridazine chemistry', *ibid.*, **1979**, 24, 363; 'Advances in pyridazine chemistry', *ibid.*, **1990**, 49, 385.
- ² 'Conversion of simple pyrimidines into derivatives with a carbon functional group', Sakamoto, T. and Yamanaka, H., *Heterocycles*, **1981**, 15, 583.
- ³ 'Recent advances in pyrazine chemistry', Cheeseman, G. W. H. and Werstiuk, E. S. G., *Adv. Heterocycl. Chem.*, **1972**, 14, 99.
- ⁴ 'Reactions of annular nitrogens of azines with electrophiles', Grimmett, M. R. and Keene, B. R. T., *Adv. Heterocycl. Chem.*, **1988**, 43, 127.
- ⁵ Curphey T. J. and Prasad, K. S., *J. Org. Chem.*, **1972**, 37, 2259.
- ⁶ Zoltewicz, J. A. and Deady, L. W., *J. Am. Chem. Soc.*, **1972**, 94, 2765.
- ⁷ Lund, H. and Lunde, P., *Acta Chem. Scand.*, **1967**, 21, 1067.
- ⁸ Koelsch, C. F. and Gumprecht, W. H., *J. Org. Chem.*, **1958**, 23, 1603; Kubota, T. and Watanabe, H., *Bull. Chem. Soc. Jpn.*, **1963**, 36, 1093.
- ⁹ Yamanaka, H., Ogawa, S., and Sakamoto, T., *Heterocycles*, **1981**, 16, 573.
- ¹⁰ Suzuki, I., Nakadate, M. and Sueyoshi, S., *Tetrahedron Lett.*, **1968**, 1855.
- ¹¹ Brederick, H., Gompfer, R. and Herlinger, H., *Chem. Ber.*, **1958**, 91, 2832.
- ¹² Kano, H., Ogata, M., Watanabe, H. and Ishizuka, I., *Chem. Pharm. Bull.*, **1961**, 9, 1017; Ogata, M. and Kano, H., *ibid.*, **1963**, 11, 29.
- ¹³ Ogata, M., Watanabe, H., Tori, K. and Kano, H., *Tetrahedron Lett.*, **1964**, 19.
- ¹⁴ Sato, N., *J. Heterocycl. Chem.*, **1983**, 20, 169.
- ¹⁵ Gainer, H., Kokorudz, M. and Langdon, W. K., *J. Org. Chem.*, **1961**, 26, 2360; Bourguignon, J., Lemarchand, M. and Quéquiner, G., *J. Heterocycl. Chem.*, **1980**, 17, 257.
- ¹⁶ Kress, R. J. and Moore, L. L., *J. Heterocycl. Chem.*, **1973**, 10, 153; Pews, R. G., *Heterocycles*, **1990**, 31, 109.
- ¹⁷ Bowman, A., *J. Chem. Soc.*, **1937**, 494; Keiner, A., *Angew. Chem., Int. Ed. Engl.*, **1992**, 31, 774.
- ¹⁸ Jones, R. G. and McLaughlin, K. C., *Org. Synth., Coll. Vol. IV*, **1963**, 824.
- ¹⁹ Gotor, V., Quirós, M., Liz, R., Frigda, J. and Fernandez, R., *Tetrahedron*, **1997**, 53, 6421.
- ²⁰ Lupattelli, P., Saladino, R. and Mincione, E., *Tetrahedron Lett.*, **1993**, 34, 6313.
- ²¹ Letsinger, R. L. and Lasco, R., *J. Org. Chem.*, **1956**, 21, 812.
- ²² Strekowski, L., Harden, D. B., Grubb, W. B., Patterson, S. E., Czarny, A., Makrosz, M. J., Cegla, M. T. and Wydra, R. L., *J. Heterocycl. Chem.*, **1990**, 27, 1393.
- ²³ Bursavich, M. G., Lombardi, S. and Gilbert, A. M., *Org. Lett.*, **2005**, 7, 4113.
- ²⁴ Strewkowski, L., Harden, D. and Watson, R. A., *Synthesis*, **1988**, 70.
- ²⁵ Shreve, R. N. and Berg, L., *J. Am. Chem. Soc.*, **1947**, 69, 2116.
- ²⁶ 'Oxidative amino-dehydrogenation of azines', van der Plas, H., *Adv. Heterocycl. Chem.*, **2004**, 86, 42.
- ²⁷ Cherng, Y.-J., *Tetrahedron*, **2002**, 58, 887.
- ²⁸ Chekmarev, D. S., Shorshnev, S. V., Stepanov, A. E. and Kasatkin, A. N., *Tetrahedron*, **2006**, 62, 9919.
- ²⁹ Torr, J. E., Large, J. M., Horton, P. N., Hursthouse, M. B. and McDonald, E., *Tetrahedron Lett.*, **2006**, 47, 31.
- ³⁰ Erickson A. E. and Spoerri, P. E., *J. Am. Chem. Soc.*, **1946**, 68, 400.
- ³¹ Overberger, C. G., Kogon, I. C. and Minin, R., *Org. Synth., Coll. Vol. IV*, **1963**, 336.
- ³² Banks, C. K., *J. Am. Chem. Soc.*, **1944**, 66, 1127; Chapman, N. B. and Rees, C. W., *J. Chem. Soc.*, **1954**, 1190.
- ³³ Whittaker, N., *J. Chem. Soc.*, **1953**, 1646; Brown, D. J. and Waring, P., *Aust. J. Chem.*, **1973**, 26, 443.
- ³⁴ Katritzky, A. R., Baykut, G., Rachwal, S., Szafran, M., Caster, K. C. and Eyler, J., *J. Chem. Soc., Perkin Trans. 2*, **1989**, 1499.
- ³⁵ Acevedo, O. L., Andrews, R. S., Dunkel, M. and Cook, D. P., *J. Heterocycl. Chem.*, **1994**, 31, 989.
- ³⁶ For another example see Delia, T. J., Stark, D. and Glenn, S. K., *J. Heterocycl. Chem.*, **1995**, 32, 1177.
- ³⁷ Chen, J. J., Thakur, K. D., Clark, M. P., Laughlin, S. K., George, K. M., Bookland, R. G., Davis, J. R., Cabrera, E. J., Eswaran, V., De, B. and Zhang, Y. G., *Bioorg. Med. Chem. Lett.*, **2006**, 16, 5633.
- ³⁸ Zanda, M., Talaga, P., Wagner, A. and Mioskowski, C., *Tetrahedron Lett.*, **2000**, 41, 1757.
- ³⁹ Gibson, C. and Kessler, H., *Tetrahedron Lett.*, **2000**, 41, 1725.
- ⁴⁰ Yukawa, M., Niiya, T., Goto, Y., Sakamoto, T., Yoshizawa, H., Watanabe, A. and Yamanaka, H., *Chem. Pharm. Bull.*, **1989**, 37, 2892.
- ⁴¹ Sandosham, J. and Undheim, K., *Tetrahedron*, **1994**, 50, 275.
- ⁴² Desaubry, L., Wermuth, C. G., Boehrer, A., Marescaux, C. and Bourguignon, J.-J., *Bioorg. Med. Chem. Lett.*, **1995**, 5, 139.

- ⁴³ Klötzer, W., *Monatsh. Chem.*, **1956**, *87*, 131 and 526.
- ⁴⁴ Brown, D. J. and Ford, P. W., *J. Chem. Soc. (C)*, **1967**, 568; Barlin, G. B. and Brown, W. V., *J. Chem. Soc. (B)*, **1967**, 648; *idem*, *J. Chem. Soc. (C)*, **1969**, 921; Budesinsky, Z. and Vavrina, J., *Coll. Czech. Chem. Commun.*, **1972**, *37*, 1721; Forbes, I. T., Johnson, C. N. and Thompson, M., *Synth. Commun.*, **1993**, *23*, 715; Font, D., Linden, A., Heras, M. and Villalgorido, J. M., *Tetrahedron*, **2006**, *62*, 1433.
- ⁴⁵ Miyashita, A., Suzuki, Y., Ohta, K., Iwamoto, K. and Higashito, T., *Heterocycles*, **1998**, *47*, 407.
- ⁴⁶ Yamanaka, H. and Ohba, S., *Heterocycles*, **1990**, *31*, 895.
- ⁴⁷ Draper, T. L. and Bailey, T. R., *J. Org. Chem.*, **1995**, *60*, 748.
- ⁴⁸ Xing, L., Petitjean, A., Schmidt, R. and Cuccia, L., *Synth. Commun.*, **2007**, *37*, 2349.
- ⁴⁹ Darabantu, M., Bouilly, L., Turck, A. and Plé, N., *Tetrahedron*, **2005**, *61*, 2897; Kamei, K., Maeda, N., Katsuragi-Ogino, R., Koyama, M., Nakajima, M., Tatsuoka, T., Ohno, T. and Inoue, T., *Biorg. Med. Chem. Lett.*, **2005**, *15*, 2990.
- ⁵⁰ 'Advances in the directed metallation of azines and diazines (pyridines, pyrimidines, pyrazines, pyridazines, quinolines, benzodiazines and carbolines). Part 2. Metallation of pyrimidines, pyrazines, pyridazines, and benzodiazines', Turck, A., Plé, N., Mongin, F., and Quéguiner, G., *Tetrahedron*, **2001**, *57*, 4489.
- ⁵¹ Zoltewicz, J. A., Grahe, G. and Smith, C. L., *J. Am. Chem. Soc.*, **1969**, *91*, 5501.
- ⁵² Wada, A., Yamamoto, J. and Kanatomo, S., *Heterocycles*, **1987**, *26*, 585; Turck, A., Majovic, L. and Quéguiner, G., *Synthesis*, **1988**, 881; Plé, N., Turck, A., Bardin, F. and Quéguiner, G., *J. Heterocycl. Chem.*, **1992**, *29*, 467; Turck, A., Plé, N., Trohay, D., Ndzi, B. and Quéguiner, G., *ibid.*, **1992**, *29*, 699; Mattson, R. J. and Sloan, C. P., *J. Org. Chem.*, **1990**, *55*, 3410; Plé, N., Turck, A., Heynderickx, A. and Quéguiner, G., *J. Heterocycl. Chem.*, **1994**, *31*, 1311; Turck, A., Plé, N., Mojovic, L., Ndzi, B., Quéguiner, G., Haider, N., Schuller, H. and Heinisch, G., *J. Heterocycl. Chem.*, **1995**, *32*, 841; Nakamura, H., Aizawa, M. and Murai, A., *Synlett*, **1996**, 1015.
- ⁵³ Turck, A., Plé, N., Mojovic, L. and Quéguiner, G., *J. Heterocycl. Chem.*, **1990**, *27*, 1377.
- ⁵⁴ Plé, N., Turck, A., Couture, K. and Quéguiner, G., *J. Org. Chem.*, **1995**, *60*, 3781.
- ⁵⁵ Seggio, A., Chevallier, F., Vaultier, M. and Mongin, F., *J. Org. Chem.*, **2007**, *72*, 6602.
- ⁵⁶ Imahori, T., Suzuwa, K. and Kondo, Y., *Heterocycles*, **2008**, *76*, 1057.
- ⁵⁷ 'Directed metallation of π -deficient azaromatics: strategies of functionalisation of pyridines, quinolines, and diazines', Quéguiner, G., Marsais, F., Snieckus, V. and Epszajn, J., *Adv. Heterocycl. Chem.*, **1991**, *52*, 187; Toudic, F., Heynderickx, A., Plé, N., Turck, A. and Quéguiner, G., *Tetrahedron*, **2003**, *59*, 6375.
- ⁵⁸ Fruit, C., Turck, A., Plé, N. and Quéguiner, G., *Heterocycles*, **1999**, *51*, 2349; Fruit, C., Turck, A., Plé, N., Mojovic, L. and Quéguiner, G., *Tetrahedron*, **2002**, *58*, 2743.
- ⁵⁹ Mosrin, M., Boudet, N. and Knochel, P., *Org. Biomol. Chem.*, **2008**, *6*, 3237.
- ⁶⁰ Berghian, C., Darabantu, M., Turck, A. and Plé, N., *Tetrahedron*, **2005**, *61*, 9637.
- ⁶¹ Gronowitz, S. and Röe, J., *Acta Chem. Scand.*, **1965**, *19*, 1741; Frissen, A. E., Marcellis, A. T. M., Buurman, D. G., Pollmann, C. A. M. and van der Plas, H. C., *Tetrahedron*, **1989**, *45*, 5611.
- ⁶² Kress, T. J., *J. Org. Chem.*, **1979**, *44*, 2081; Rho, T. and Abah, Y. F., *Synth. Commun.*, **1994**, *24*, 253; Li, W., Nelson, D. P., Jensen, M. S., Hoerrner, R. S., Cai, D., Larsen, R. D. and Reider, P. J., *J. Org. Chem.*, **2002**, *67*, 5394.
- ⁶³ Taylor, H. M., Jones, C. D., Davenport, J. D., Hirsch, K. S., Kress, T. J. and Weaver, D., *J. Med. Chem.*, **1987**, *30*, 1359.
- ⁶⁴ Turck, A., Plé, N., Lepretre-Graquere, A. and Quéguiner, G., *Heterocycles*, **1998**, *49*, 205.
- ⁶⁵ Lepretre, A., Turck, A., Plé, N., Knochel, P. and Quéguiner, G., *Tetrahedron*, **2000**, *56*, 265.
- ⁶⁶ Zheng, J. and Undheim, K., *Acta Chem. Scand.*, **1989**, *43*, 816; Shimura, A., Momotake, A., Togo, H. and Yokoyama, M., *Synthesis*, **1999**, 495.
- ⁶⁷ 'Recent advances in the chemistry of dihydroazines', Weis, A. L., *Adv. Heterocycl. Chem.*, **1985**, *38*, 1.
- ⁶⁸ Becker, H. P. and Neumann, W. P., *J. Organomet. Chem.*, **1972**, *37*, 57; Bessenbacher, C., Kaim, W. and Stahl, T., *Chem. Ber.*, **1989**, *122*, 933.
- ⁶⁹ Gottlieb, R. and Pfeleiderer, W., *Justus Liebigs Ann. Chem.*, **1981**, 1451.
- ⁷⁰ Russell, J. R., Garner, C. D. and Joule, J. A., *J. Chem. Soc., Perkin Trans. 1*, **1992**, 409.
- ⁷¹ Baskaran, S., Hanan, E., Byun, D. and Shen, W., *Tetrahedron Lett.*, **2004**, *45*, 2107.
- ⁷² 'Advances in the synthesis of substituted pyridazines via introduction of carbon functional groups into the parent heterocycle', Heinisch, G., *Heterocycles*, **1987**, *26*, 481.
- ⁷³ Phillips, O. A., Keshava Murthy, K. S., Fiakpui, C. Y. and Knaus, E. E., *Can. J. Chem.*, **1999**, *77*, 216.
- ⁷⁴ Samaritoni, J. G. and Babbitt, G., *J. Heterocycl. Chem.*, **1991**, *28*, 583.
- ⁷⁵ Houminer, Y., Southwick, E. W. and Williams, D. L., *J. Org. Chem.*, **1989**, *54*, 640; Minisci, F., Recupero, F., Punta, C., Gambarotti, C., Antonietti, F., Fontana, F. and Pedulli, G. F., *Chem. Commun.*, **2002**, 2496.
- ⁷⁶ 'Hetero Diels–Alder methodology in organic synthesis', Ch. 10, Boger, D. L. and Weinreb, S. M., Academic press, **1987**; Stolle, W. A. W., Frissen, A. E., Marcellis, A. T. M. and van der Plas, H. C., *J. Org. Chem.*, **1992**, *57*, 3000.
- ⁷⁷ Boger, D. L. and Coleman, R. S., *J. Org. Chem.*, **1984**, *49*, 2240; Neunhoffer, H. and Werner, G., *Justus Liebigs Ann. Chem.*, **1974**, 1190; Biedrzycki, M., de Bie, D. A. and van der Plas, H. C., *Tetrahedron*, **1989**, *45*, 6211.
- ⁷⁸ Pavlik, J. W. and Vongnakorn, T., *Tetrahedron Lett.*, **2007**, *48*, 7015.
- ⁷⁹ 'Pyrimidine N-oxides: synthesis, structure and chemical properties', Yamanaka, H., Sakamoto, T. and Niitsuma, S., *Heterocycles*, **1990**, *31*, 923.
- ⁸⁰ Kocevar, M., Mlakar, B., Perdih, M., Petric, A., Polanc, S. and Vercek, B., *Tetrahedron Lett.*, **1992**, *33*, 2195.
- ⁸¹ Itai, T. and Natsume, S., *Chem. Pharm. Bull.*, **1963**, *11*, 83.
- ⁸² Sako, S., *Chem. Pharm. Bull.*, **1963**, *11*, 261; Klein, B., O'Donnell, E. and Gordon, J. M., *J. Org. Chem.*, **1964**, *29*, 2623.
- ⁸³ Ogata, M., *Chem. Pharm. Bull.*, **1963**, *11*, 1522; Iwao, M. and Kuraishi, T., *J. Heterocycl. Chem.*, **1978**, *15*, 1425; Sato, N., *J. Heterocycl. Chem.*, **1989**, *26*, 817; Koelsch, C. F. and Gumprecht, W. H., *J. Org. Chem.*, **1958**, *23*, 1603.
- ⁸⁴ Aoyagi, Y., Maeda, A., Inoue, M., Shiraishi, M., Sakakibara, Y., Fukui, Y. and Ohta, A., *Heterocycles*, **1991**, *32*, 735.
- ⁸⁵ Itai, T., Sako, S. and Okusa, G., *Chem. Pharm. Bull.*, **1963**, *11*, 1146; Ogata, M., *ibid.*, 1517.
- ⁸⁶ 'Synthesis of nucleosides', Vorbrüggen, H. and Ruh-Pohlenz, C., *Org. React.*, **2000**, *55*, 1.
- ⁸⁷ 'Uracils: versatile starting materials in heterocyclic synthesis', Wamhoff, H., Dzenis, J. and Hirota, K., *Adv. Heterocycl. Chem.*, **1992**, *55*, 129.
- ⁸⁸ Johnson, C. D., Katritzky, A. R., Kingsland, M. and Scriven, E. F. V., *J. Chem. Soc., (B)*, **1971**, 1.

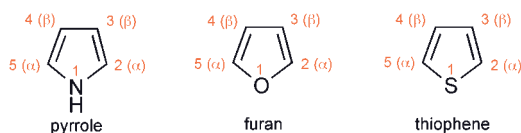
- ⁸⁹ Lee, C. H. and Kim, Y. H., *Tetrahedron Lett.*, **1991**, 32, 2401.
- ⁹⁰ Bergstrom, D. E. and Ruth, J. L., *J. Carbohydr. Nucleosides, Nucleotides*, **1977**, 4, 257.
- ⁹¹ Gondela, A. and Walczak, K., *Tetrahedron*, **2007**, 63, 2859.
- ⁹² Skinner, W. A., Schelstraete, M. G. M. and Baker, B. R., *J. Org. Chem.*, **1960**, 25, 149; Delia, T. J., Scovill, J. P., Munslow, W. D. and Burckhalter, J. H., *J. Med. Chem.*, **1976**, 19, 344.
- ⁹³ Wang, S. Y., *J. Org. Chem.*, **1959**, 24, 11; Tee, O. S. and Banerjee, S., *Can. J. Chem.*, **1974**, 52, 451.
- ⁹⁴ Whang, J. P., Yang, S. G. and Kim, Y. H., *Chem. Commun.*, **1997**, 1355.
- ⁹⁵ Sajiki, H., Yamada, A., Yasunaga, K., Tsunoda, T., Amer, M. F. A. and Hirota, K., *Tetrahedron Lett.*, **2003**, 44, 2179.
- ⁹⁶ Giziewicz, J., Wnuk, S. F. and Robins, M. J., *J. Org. Chem.*, **1999**, 64, 2149.
- ⁹⁷ Ariza, X., Bou, V. and Vilarraza, J., *J. Am. Chem. Soc.*, **1995**, 117, 3665.
- ⁹⁸ Quiroga, J., Trilleras, J., Gálvez, J., Insuasty, B., Abonía, R., Noguerras, M., Cobo, J. and Marchal, A., *Tetrahedron Lett.*, **2008**, 49, 5672.
- ⁹⁹ Prukala, D., *Tetrahedron Lett.*, **2006**, 47, 9045.
- ¹⁰⁰ Fateen, A. K., Moustafa, A. H., Kaddah, A. M. and Shams, N. A., *Synthesis*, **1980**, 457; Bischofberger, N., *Tetrahedron Lett.*, **1989**, 30, 1621.
- ¹⁰¹ Inoue, H. and Ueda, T., *Chem. Pharm. Bull.*, **1978**, 26, 2657.
- ¹⁰² Hirota, K., Sajiki, H., Maki, Y., Inoue, H. and Ueda, T., *J. Chem. Soc., Chem. Commun.*, **1989**, 1659.
- ¹⁰³ Arterburn, J. B., Pannala, M. and Gonzalez, A. M., *Tetrahedron Lett.*, **2001**, 42, 1457.
- ¹⁰⁴ Kancirzewska, A., Raczkowski, M., Ciszewski, K. and Celewicz, L., *Tetrahedron Lett.*, **2003**, 44, 761.
- ¹⁰⁵ Barawkar, D. A. and Gaesh, K. N., *Bioorg. Med. Chem. Lett.*, **1993**, 3, 347.
- ¹⁰⁶ Lovett, E. G. and Lipkin, D., *J. Org. Chem.*, **1977**, 42, 2574.
- ¹⁰⁷ Hirota, K., Watanabe, K. A. and Fox, J. J., *J. Org. Chem.*, **1978**, 43, 1193; Hirota, K., Kitade, Y., Sagiki, H. and Maki, Y., *Heterocycles*, **1984**, 22, 2259.
- ¹⁰⁸ Sard, H., Gonzalez, M. D., Mahadevan, A. and McKew, J. J., *J. Org. Chem.*, **2000**, 65, 9261.
- ¹⁰⁹ Hedayatulla, M., *J. Heterocycl. Chem.*, **1981**, 18, 339; Tanabe, T., Yamauchi, K. and Kinoshita, M., *Bull. Chem. Soc. Jpn.*, **1977**, 50, 3021.
- ¹¹⁰ Gondela, A. and Walczak, K., *Tetrahedron Lett.*, **2006**, 47, 4653.
- ¹¹¹ Yamada, T. and Ohki, M., *Synthesis*, **1981**, 631.
- ¹¹² Richichi, B., Cicchi, S., Chiacchio, U., Romeo, G. and Brandi, A., *Tetrahedron Lett.*, **2002**, 43, 4013.
- ¹¹³ Cline, R. E., Fink, R. M. and Fink, K., *J. Am. Chem. Soc.*, **1959**, 81, 2521.
- ¹¹⁴ Ottenheijm, H. C. J., van Nispen, S. P. J. M. and Sinnige, M. J., *Tetrahedron Lett.*, **1976**, 1899.
- ¹¹⁵ Hiebl, J., Zbiral, E., Balzarini, J. and De Clercq, E., *J. Med. Chem.*, **1992**, 35, 3016; Verheyden, J. P. H., Wagner, D. and Moffatt, J. G., *J. Org. Chem.*, **1971**, 36, 250.
- ¹¹⁶ Müller, C. E., *Tetrahedron Lett.*, **1991**, 32, 6539.
- ¹¹⁷ Liao, J., Sun, J. and Yu, B., *Tetrahedron Lett.*, **2008**, 49, 5036.
- ¹¹⁸ 'Adventures in silicon-organic chemistry', Vorbrüggen, H., *Acc. Chem. Res.*, **1995**, 28, 509.
- ¹¹⁹ 'Nucleoside synthesis, organosilicon methods', Lukevics, E. and Zablacka, A., Ellis Horwood, London, **1991**; Matsuda, A., Kurawasa, Y. and Watanabe, K., *Synthesis*, **1981**, 748.
- ¹²⁰ Jung, M. E. and Castro, C., *J. Org. Chem.*, **1993**, 58, 807; Lipshutz, B. H., Hayakawa, H., Kato, K., Lowe, R. F. and Stevens, K. L., *Synthesis*, **1994**, 1476.
- ¹²¹ Paryzek, Z. and Tabaczka, B., *Org. Prep. Proc. Int.*, **2001**, 33, 400.
- ¹²² Tanaka, H., Hayakawa, H., Iijima, S., Haraguchi, K. and Miyasaka, T., *Tetrahedron*, **1985**, 41, 861.
- ¹²³ Tanaka, H., Nasu, I. and Miyasaka, T., *Tetrahedron Lett.*, **1979**, 21, 4755; Hayakawa, H., Tanaka, H., Obi, K., Itoh, M. and Miyasaka, T., *ibid.*, **1987**, 28, 87; Shimizu, M., Tanaka, H., Hayakawa, H. and Miyasaka, T., *ibid.*, **1990**, 31, 1295; Armstrong, R. W., Gupta, S. and Whelihan, F., *ibid.*, **1989**, 30, 2057.
- ¹²⁴ Benhida, R., Aubertin, A.-M., Grierson, D. S. and Monneret, C., *Tetrahedron Lett.*, **1996**, 37, 1031.
- ¹²⁵ Murray, T. P., Hay, J. V., Portlock, D. E. and Wolfe, J. F., *J. Org. Chem.*, **1974**, 39, 595.
- ¹²⁶ Stevenson, T. M., Prasad, A. S. B., Citinini, J. R. and Knochel, P., *Tetrahedron Lett.*, **1996**, 37, 8375; Prasad, A. S. B. and Knochel, P., *Tetrahedron*, **1997**, 49, 16711; Berillon, L., Wagner, R. and Knochel, P., *J. Org. Chem.*, **1998**, 63, 9117.
- ¹²⁷ Kopp, F. and Knochel, P., *Org. Lett.*, **2007**, 9, 1639.
- ¹²⁸ Coad, P., Coad, R. A., Clough, S., Hyepock, J., Salisbury, R. and Wilkins, C., *J. Org. Chem.*, **1963**, 28, 218; Ishikawa, I., Khachatryan, V. E., Melik-Ohanjanyan, R. G., Kawahara, N., Mizuno, Y. and Ogura, H., *Chem. Pharm. Bull.*, **1992**, 40, 846; Goe, G. L., Huss, C. A., Keay, J. G. and Scriven, E. F. V., *Chem. Ind.*, **1987**, 694.
- ¹²⁹ Fox, J. J. and van Praag, D., *J. Am. Chem. Soc.*, **1960**, 82, 486.
- ¹³⁰ Sugimoto, O., Mori, M. and Tanji, K., *Tetrahedron Lett.*, **1999**, 40, 7477.
- ¹³¹ Sato, N. and Narita, N., *J. Heterocycl. Chem.*, **1999**, 36, 783.
- ¹³² Reese, C. B. and Varaprasad, C. V. N. S., *J. Chem. Soc., Perkin Trans. 1*, **1994**, 189.
- ¹³³ Wan, Z.-K., Wacharasindhu, S., Binnun, E. and Mansour, T., *Org. Lett.*, **2006**, 8, 2425.
- ¹³⁴ Hirota, K., Suematsu, M., Kuwabara, Y., Asao, T. and Senda, S., *J. Chem. Soc., Chem. Commun.*, **1981**, 623.
- ¹³⁵ Candiani, I., Cabri, W., Bedeschi, A., Martinengo, T. and Penco, S., *Heterocycles*, **1992**, 34, 875.
- ¹³⁶ Yates, N. D., Peters, D. A., Beddoes, R. L., Scopes, D. I. C. and Joule, J. A., *Heterocycles*, **1995**, 40, 331.
- ¹³⁷ Nishio, T., Nakajima, N. and Omote, Y., *Tetrahedron Lett.*, **1981**, 22, 753.
- ¹³⁸ Zhuo, J.-C. and Wyler, H., *Helv. Chim. Acta*, **1993**, 76, 1916.
- ¹³⁹ Kim, J. N. and Ryu, E. K., *J. Org. Chem.*, **1992**, 57, 1088.
- ¹⁴⁰ '3,5-Dihalo-2(1H)-pyrazinones: versatile scaffolds in organic synthesis', Pawar, V. G. and De Borggraeve, W. M., *Synthesis*, **2006**, 2799.
- ¹⁴¹ Vekemans, J., Pollers-Wieërs, C. and Hoornaert, G., *J. Heterocycl. Chem.*, **1983**, 20, 919.
- ¹⁴² Tutonda, M., Vanderzande, D., Hendrickx, M. and Hoornaert, G., *Tetrahedron*, **1990**, 46, 5715.
- ¹⁴³ 'Chemical investigations of the molecular origin of biological radiation damage', Fahr, E., *Angew. Chem., Int. Ed. Engl.*, **1969**, 8, 578.

- ¹⁴⁴ Bergstrom, D. E. and Agosta, W. C., *Tetrahedron Lett.*, **1974**, 1087.
- ¹⁴⁵ Itahara, T. and Ide, N., *Bull. Chem. Soc. Jpn.*, **1992**, 65, 2045.
- ¹⁴⁶ Brown, D. J., Hoerger, E. and Mason, S. F., *J. Chem. Soc.*, **1955**, 4035; Perrin, D. D. and Pitman, I. H., *ibid.*, **1965**, 7071.
- ¹⁴⁷ Kogon, I. C., Minin, R. and Overberger, C. G., *Org. Synth., Coll. Vol. IV*, **1963**, 182.
- ¹⁴⁸ English, J. P., Clark, J. H., Clapp, J. W., Seeger, D. and Ebel, R. H., *J. Am. Chem. Soc.*, **1946**, 68, 453; Sato, N. and Takeuchi, R., *Synthesis*, **1990**, 659.
- ¹⁴⁹ Maggiolo, A. and Hitchings, G. H., *J. Am. Chem. Soc.*, **1951**, 73, 4226.
- ¹⁵⁰ Lythgoe, B., Todd, A. R. and Topham, A., *J. Chem. Soc.*, **1944**, 315.
- ¹⁵¹ Bergmann, F., Kalmus, A., Ungar-Waron, H. and Kwietny-Govrin, H., *J. Chem. Soc.*, **1963**, 3729.
- ¹⁵² Müller, C. E., *Synthesis*, **1993**, 125.
- ¹⁵³ Clapham, K. M., Smith, A. E., Batsanov, A. S., McIntyre, L., Pountney, A., Bryce, M. R. and Tarbit, B., *Eur. J. Org. Chem.*, **2007**, 5712.
- ¹⁵⁴ e.g. Mizzoni, R. H. and Spoerri, P. E., *J. Am. Chem. Soc.*, **1954**, 76, 2201.
- ¹⁵⁵ 'Methylpyridines and other methylazines as precursors of bicycles and polycycles', Abu-Shanab, F. A., Wakefield, B. J. and Elnagdi, M. H., *Adv. Heterocycl. Chem.*, **1997**, 68, 181.
- ¹⁵⁶ Yamanaka, H., Abe, H. and Sakamoto, T., *Chem. Pharm. Bull.*, **1977**, 25, 3334.
- ¹⁵⁷ Strekowski, L., Wydra, R. L., Janda, L. and Harden, D. B., *J. Org. Chem.*, **1991**, 56, 5610.
- ¹⁵⁸ Itoh, T., Hasegawa, H., Nagata, K., Matsuya, Y. and Ohsawa, A., *Heterocycles*, **1994**, 37, 709; Itoh, T., Hasegawa, H., Nagata, K., Matsuya, Y., Okada, M. and Ohsawa, A., *Chem. Pharm. Bull.*, **1994**, 42, 1768.
- ¹⁵⁹ Itoh, T., Miyazaki, M., Nagata, K. and Ohsawa, A., *Heterocycles*, **1998**, 49, 67.
- ¹⁶⁰ Itoh, T., Miyazaki, M., Nagata, K. and Ohsawa, A., *Heterocycles*, **1997**, 46, 83.
- ¹⁶¹ Rudler, H., Denise, B., Xu, Y. and Vaissermann, J., *Tetrahedron Lett.*, **2005**, 46, 3449; Rotzoll, S., Ullah, E., Fischer, C., Michalik, D., Spannenberg, A. and Langer, P., *Tetrahedron*, **2006**, 62, 12084.
- ¹⁶² Veeraraghavan, S., Bhattacharjee, D. and Popp, F. D., *J. Heterocycl. Chem.*, **1981**, 18, 443; Dostal, W. and Heinisch, G., *Heterocycles*, **1986**, 24, 793.
- ¹⁶³ Overend, W. G. and Wiggins, L. F., *J. Chem. Soc.*, **1947**, 239.
- ¹⁶⁴ Padwa, A., Rodriguez, A., Tohidi, M. and Fukunaga, T., *J. Am. Chem. Soc.*, **1983**, 105, 933; Ho, T.-L. and Chang, M.-H., *J. Chem. Soc., Perkin Trans. 1*, **1999**, 2479.
- ¹⁶⁵ Albright, J. D., McEvoy, F. J. and Moran, D. B., *J. Heterocycl. Chem.*, **1978**, 15, 881.
- ¹⁶⁶ Coates, W. J. and McKillop, A., *Synthesis*, **1993**, 334.
- ¹⁶⁷ Steck, E. A., Brundage, R. P. and Fletcher, L. T., *J. Am. Chem. Soc.*, **1953**, 75, 1117.
- ¹⁶⁸ Altomare, C., Cellamare, S., Summo, L., Catto, M., Carotti, A., Thull, U., Carrupt, P.-A., Testa, B. and Stoeckli-Evans, H., *J. Med. Chem.*, **1998**, 41, 3812.
- ¹⁶⁹ Mizzoni, R. H. and Spoerri, P. E., *J. Am. Chem. Soc.*, **1951**, 73, 1873; Horning, R. H. and Amstutz, E. D., *J. Org. Chem.*, **1955**, 20, 707; Atkinson, C. M. and Sharpe, C. J., *J. Chem. Soc.*, **1959**, 3040.
- ¹⁷⁰ Zhang, J., Morton, H. E. and Ji, J., *Tetrahedron Lett.*, **2006**, 47, 8733.
- ¹⁷¹ Lutz, R. E. and King, S. M., *J. Org. Chem.*, **1952**, 17, 1519.
- ¹⁷² Alex, K., Tillack, A., Schwarz, N. and Beller, M., *Tetrahedron Lett.*, **2008**, 49, 4607.
- ¹⁷³ Clauson-Kaas, N. and Limborg, F., *Acta Chem. Scand.*, **1947**, 1, 619.
- ¹⁷⁴ Sauer, J., Heldmann, D. K., Hetzenegger, J., Krauthan, J., Sichert, H. and Schuster, J., *Eur. J. Org. Chem.*, **1998**, 2885.
- ¹⁷⁵ Marcellis, A. T. M. and van der Plas, H. C., *Heterocycles*, **1985**, 23, 683; Birkofer, L. and Hänsel, E., *Chem. Ber.*, **1981**, 114, 3154; Boger, D. L. and Patel, M., *J. Org. Chem.*, **1988**, 52, 1405; Sakamoto, T., Funami, N., Kondo, Y. and Yamanaka, H., *Heterocycles*, **1991**, 32, 1387.
- ¹⁷⁶ Helm, M. D., Plant, A. and Harry, J. P. A., *Chem. Commun.*, **2006**, 4278.
- ¹⁷⁷ Kenner, G. W., Lythgoe, B., Todd, A. R. and Topham, A., *J. Chem. Soc.*, **1943**, 388.
- ¹⁷⁸ Burgess, D. M., *J. Org. Chem.*, **1956**, 21, 97; Van Allan, J. A., *Org. Synth., Coll. Vol. IV*, **1963**, 245.
- ¹⁷⁹ Sherman, W. R. and Taylor, E. C., *Org. Synth., Coll. Vol. IV*, **1963**, 247.
- ¹⁸⁰ Foster, H. M. and Snyder, H. R., *Org. Synth., Coll. Vol. IV*, **1963**, 638; Crosby, D. G., Berthold, R. V. and Johnson, H. E., *ibid.*, Vol. V, **1973**, 703.
- ¹⁸¹ Brederick, H., Gompper, R. and Morlock, G., *Chem. Ber.*, **1957**, 90, 942; Brederick, H., Gompper, R. and Herlinger, H., *Chem. Ber.*, **1958**, 91, 2832.
- ¹⁸² Papet, A.-L. and Marsura, A., *Synthesis*, **1993**, 478.
- ¹⁸³ Fülle, F. and Müller, C. E., *Heterocycles*, **2000**, 53, 347.
- ¹⁸⁴ Brederick, H., Effenberger, F. and Schweizer, E. H., *Chem. Ber.*, **1962**, 95, 803.
- ¹⁸⁵ Takagi, K., Bajnati, A. and Hubert-Habert, M., *Bull. Soc. Chim. Fr.*, **1990**, 660.
- ¹⁸⁶ Reichardt, C. and Schagerer, K., *Justus Liebigs Ann. Chem.*, **1982**, 530.
- ¹⁸⁷ Davidson, D. and Baudisch, O., *J. Am. Chem. Soc.*, **1926**, 48, 2379; Hunt, R. R., McOmie, J. F. W. and Sayer, E. R., *J. Chem. Soc.*, **1959**, 525; Maggiolo, A., Phillips, A. P. and Hitchings, G. H., *J. Am. Chem. Soc.*, **1951**, 73, 106; Kenner, G. W., Lythgoe, B., Todd, A. R. and Topham, A., *J. Chem. Soc.*, **1943**, 388.
- ¹⁸⁸ Ziegenbein, W. and Franke, W., *Angew. Chem.*, **1959**, 71, 628.
- ¹⁸⁹ Mosti, L., Menozzi, G. and Schenone, P., *J. Heterocycl. Chem.*, **1983**, 20, 649; Wang, F. and Schwabacher, A. W., *Tetrahedron Lett.*, **1999**, 40, 4779.
- ¹⁹⁰ Bellur, E. and Langer, P., *Tetrahedron*, **2006**, 62, 5426.
- ¹⁹¹ Gupton, J. T., Gall, J. E., Riesinger, S. W., Smith, S. Q., Bevirt, K. M., Sikorski, J. A., Dahl, M. L. and Arnold, Z., *J. Heterocycl. Chem.*, **1991**, 28, 1281.
- ¹⁹² Verron, J., Malherbe, P., Prinssen, E., Thomas, A. W., Nock, N. and Masciadri, R., *Tetrahedron Lett.*, **2007**, 48, 377.
- ¹⁹³ De Pasquale, R. J., *J. Org. Chem.*, **1977**, 42, 2185.
- ¹⁹⁴ Butters, M., *J. Heterocycl. Chem.*, **1992**, 29, 1369.

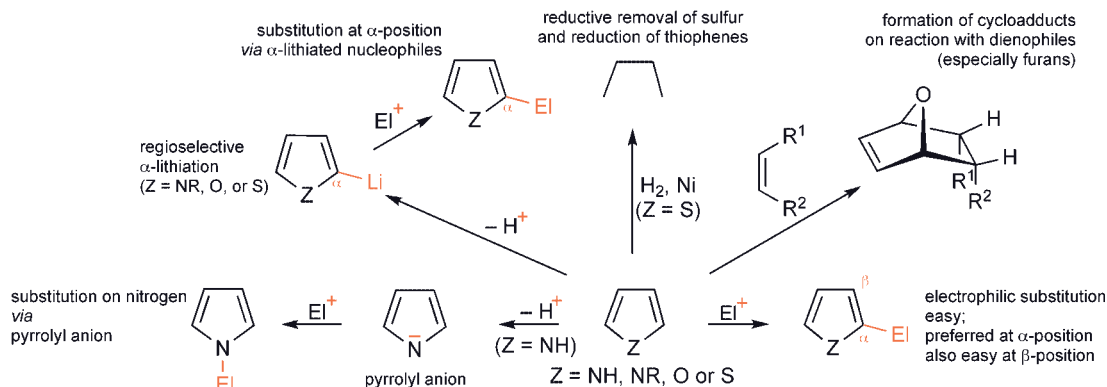
- ¹⁹⁵ Slee, D. H., Zhang, X., Moorjani, M., Lin, E., Lanier, M. C., Chen, Y., Rueter, J. K., Lechner, S. M., Markison, S., Malany, S., Joswig, T., Santos, M., Gross, R. S., Williams, J. P., Castro-Palomino, J. C., Crespo, M. I., Prat, M., Gual, S., Diaz, J.-L., Wen, J., O'Brien, Z. and Saunders, J., *J. Med. Chem.*, **2008**, *51*, 400.
- ¹⁹⁶ Ch. II in 'o-Aminonitriles', Taylor, E. C. and McKillop, A., *Adv. Org. Chem.*, **1970**, *7*, 79.
- ¹⁹⁷ 'Heterocyclic β -enaminoesters, versatile synthons in heterocyclic synthesis', Wamhoff, H., *Adv. Heterocycl. Chem.*, **1985**, *38*, 299.
- ¹⁹⁸ Dickey, J. B. and Gray, A. R., *Org. Synth., Coll. Vol. II*, **1943**, 60.
- ¹⁹⁹ Shimo, K. and Wakamatsu, S., *J. Org. Chem.*, **1959**, *24*, 19.
- ²⁰⁰ Boger, D. L., Schumacher, J., Mullican, M. D., Patel, M. and Panek, J. S., *J. Org. Chem.*, **1982**, *47*, 2673; Boger, D. L. and Menezes, R. F., *ibid.*, **1992**, *57*, 4331.
- ²⁰¹ Shaw, G. and Warrener, R. N., *J. Chem. Soc.*, **1958**, 157.
- ²⁰² Hronowski, L. J. J. and Szarek, W. A., *Can. J. Chem.*, **1985**, *63*, 2787.
- ²⁰³ Ueno, Y., Kato, T., Sato, K., Ito, Y., Yoshida, M., Inoue, T., Shibata, A., Ebihara, M. and Kitade, Y., *J. Org. Chem.*, **2005**, *70*, 7925.
- ²⁰⁴ Pearson, M. S. M., Robin, A., Bourgougnon, N., Jean Claude Meslin, J. C. and Deniaud, D., *J. Org. Chem.*, **2003**, *68*, 8583; Robin, A., Julienne, K., Meslin, J.-C. and Deniaud, D., *Eur. J. Org. Chem.*, **2006**, 634.
- ²⁰⁵ 'The Biginelli dihydropyrimidine synthesis', Kappe, C. O. and Stadler, A., *Org. React.*, **2004**, *63*, 1.
- ²⁰⁶ Biginelli, P., *Ber. Deut. Chem. Gesell.*, **1881**, *24*, 2962.
- ²⁰⁷ e.g. Shanmugam, P. and Perumal, P. T., *Tetrahedron*, **2006**, *62*, 9726.
- ²⁰⁸ Wyatt, E. E., Galloway, W. R. J. D., Thomas, G. L., Welch, M., Loiseleur, O., Plowright, A. T. and Spring, D. R., *Chem. Commun.*, **2008**, 4962.
- ²⁰⁹ Martínez, A. G., Fernández, A. H., Jiménez, F. M., Fraile, A. G., Subramanian, L. R. and Hanack, M., *J. Org. Chem.*, **1992**, *57*, 1627; Herrera, A., Martínez, R., González, B., Illescas, B., Martin, N. and Seoane, C., *Tetrahedron Lett.*, **1997**, *38*, 4873.
- ²¹⁰ Herrera, A., Martínez-Alvarez, R., Chioua, M., Chatt, R., Chioua, R., Sánchez, A. and Almy, J., *Tetrahedron*, **2006**, *62*, 2799.
- ²¹¹ Tyagarajan, S. and Chakravarty, P. K., *Tetrahedron Lett.*, **2005**, *46*, 7889.
- ²¹² Birkofer, L., *Chem. Ber.*, **1947**, *80*, 83.
- ²¹³ Blake, K. W., Porter, A. E. A. and Sammes, P. G., *J. Chem. Soc., Perkin Trans. 1*, **1972**, 2494.
- ²¹⁴ Flament, I. and Stoll, M., *Helv. Chim. Acta*, **1967**, *50*, 1754.
- ²¹⁵ Masuda, H., Tanaka, M., Akiyama, T. and Shibamoto, T., *J. Agric. Food Chem.*, **1980**, *28*, 244.
- ²¹⁶ Bradbury, R. H., Griffiths, D. and Rivett, J. E., *Heterocycles*, **1990**, *31*, 1647.
- ²¹⁷ Muehlmann, F. L. and Day, A. R., *J. Am. Chem. Soc.*, **1956**, *78*, 242.
- ²¹⁸ Rothkopf, H. W., Wöhrle, D., Müller, R. and Kossmehl, G., *Chem. Ber.*, **1975**, *108*, 875.
- ²¹⁹ Weijlard, J., Tishler, M. and Erickson, A. E., *J. Am. Chem. Soc.*, **1945**, *67*, 802.
- ²²⁰ Büchi, G. and Galindo, J., *J. Org. Chem.*, **1991**, *56*, 2605.
- ²²¹ Herdewijn, P., De Clerq, E., Balzarini, J. and Vandehaeghe, H., *J. Med. Chem.*, **1985**, *28*, 550.
- ²²² Jones, K., Keenan, M. and Hibbert, F., *Synlett*, **1996**, 509; Keenan, M., Jones, K. and Hibbert, F., *Chem. Commun.*, **1997**, 323.
- ²²³ 'Pteridine Chemistry', Ed. Pfeleiderer, W. and Taylor, E. C., Pergamon Press, London, **1964**; 'Pteridines. Properties, reactivities and biological significance', Pfeleiderer, W., *J. Heterocycl. Chem.*, **1992**, *29*, 583.
- ²²⁴ For reviews see *J. Biol. Inorg. Chem.*, **1997**, *2*, 772, 773, 782, 786, 790, 797, 804, 810 and 817.
- ²²⁵ Waring, P. and Armarego, W. L. F., *Aust. J. Chem.*, **1985**, *38*, 629.
- ²²⁶ Taylor, E. C., Perlman, K. L., Sword, I. P., Séquin-Frey, M. and Jacobi, P. A., *J. Am. Chem. Soc.*, **1973**, *29*, 3610.
- ²²⁷ Cook, A. H., Heilbron, I. and Smith, E., *J. Chem. Soc.*, **1949**, 1440.

15

Typical Reactivity of Pyrroles, Furans and Thiophenes

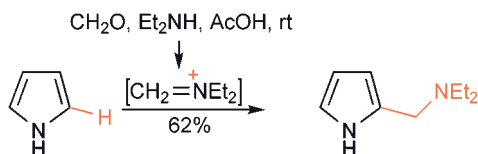


In this chapter are gathered the most important generalisations that can be made, and the general lessons that can be learned about the reactivity, and relative reactivities, one with the other, of the prototypical five-membered aromatic heterocycles: pyrroles, furans and thiophenes.



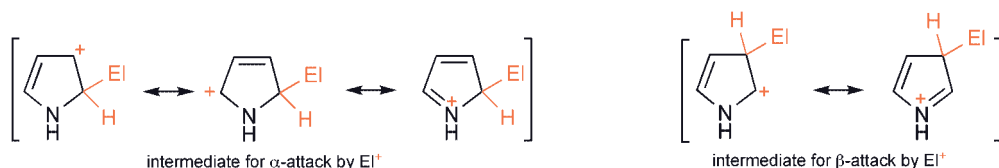
Typical reactions of pyrroles, furans and thiophenes

The chemistry of pyrrole and thiophene is dominated by a readiness to undergo electrophilic substitution, preferentially at an α -position but, with only slightly less alacrity, also at a β -position, should the α positions be blocked. It is worth re-emphasising the stark contrast between the five- and six-membered heterocycles – the five-membered systems considered in this chapter react much more readily with electrophiles than does benzene, but the azines react much less readily (cf. Chapters 7–9 and 13, 14).



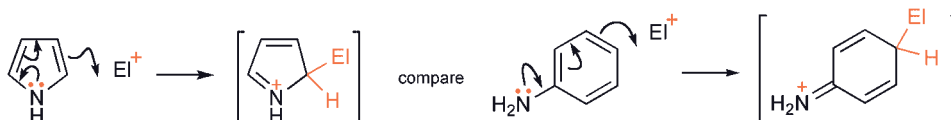
An example of easy α -electrophilic substitution of pyrrole with a weak electrophile

Positional selectivity in these five-membered systems, and their high reactivity to electrophilic attack, are well explained by a consideration of the Wheland intermediates (and by implication, the transition states that lead to them) for electrophilic substitution. Intermediate cations from both α - and β -attack are stabilised (shown for attack on pyrrole). The delocalisation, involving donation of electron density from the heteroatom, is greater in the intermediate from α -attack, as illustrated by the number of low-energy resonance contributors. Note that the C–C double bond in the intermediate for β -attack is not and cannot become involved in delocalisation of the charge.



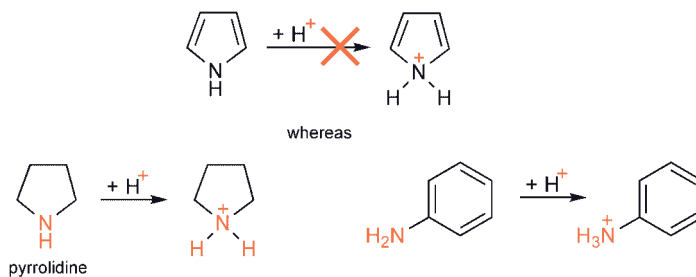
Intermediates for electrophilic substitution of pyrrole

There is a simple parallelism between the reaction of a pyrrole with an electrophile and the comparable reaction of an aniline, and indeed the reactivity of pyrrole towards electrophiles is in the same range as that of aniline.

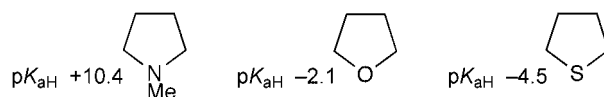


Electrophilic attack on electron-rich pyrrole compared with attack on electron-rich aniline

The five-membered heterocycles do not react with electrophiles at the heteroatom; perhaps this surprises the heterocyclic newcomer, most obviously with respect to pyrrole, for here, it might have been anticipated, the nitrogen lone pair would be easily donated to an incoming electrophile, as it would be in reactions of its saturated counterpart, pyrrolidine. The difference is that in pyrrole, electrophilic addition at the nitrogen would lead to a substantial loss of resonance stabilisation – the molecule would be converted into a cyclic butadiene, with an attached nitrogen carrying a positive charge *localised* on that nitrogen atom. The analogy with aniline falls down for, of course, anilines do react easily with simple electrophiles (e.g. protons) at nitrogen. The key difference is that, although some stabilisation in terms of overlap between the aniline nitrogen lone pair and benzenoid π -system is lost, the majority of the stabilisation energy, associated with the six-electron benzenoid π -system, is retained when aniline nitrogen donates its lone pair of electrons to a proton (electrophile).




Of the trio – pyrrole, furan and thiophene – the first is by far the most susceptible to electrophilic attack: this susceptibility is linked to the greater electron-releasing ability of neutral trivalent nitrogen, and the concomitant greater stability of a positive charge on tetravalent nitrogen. This finds its simplest expression in the relative basicities of saturated amines, ethers and sulfides, respectively, which are seen to parallel nicely the relative order of reactivity of pyrrole, furan and thiophene towards electrophilic attack at carbon, but involving major assistance by donation from the heteroatom, i.e. the development of positive charge on the heteroatom.



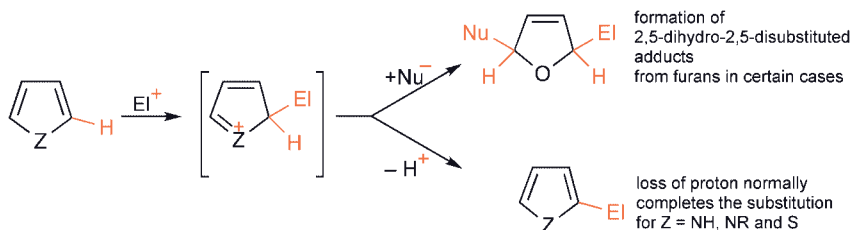
In qualitative terms, the much greater reactivity of pyrrole is illustrated by its rapid reaction with weak electrophiles like the benzenediazonium cation and nitrous acid, neither of which reacts with furan or thiophene. It is relevant to note that *N,N*-dimethylaniline reacts rapidly with these reactants, whereas anisole does not.

Substituents ranged on five-membered rings have directing effects comparable to those that they exert on a benzene (or pyridine) ring. Alkyl groups, for example, direct *ortho* and *para*, and nitro groups direct *meta* although, strictly, the terms *ortho/meta/para* cannot be applied to the five-membered situation. The very strong tendency for α -electrophilic substitution is, however, the dominating influence in most instances, and products resulting from attack following guidance from the substituent are generally minor products in mixtures where the dominant substitution is at an available α -position. The influence of substituents is felt least in furans.



Effect of substituents on regioselectivity of electrophilic substitution in five-membered heterocycles

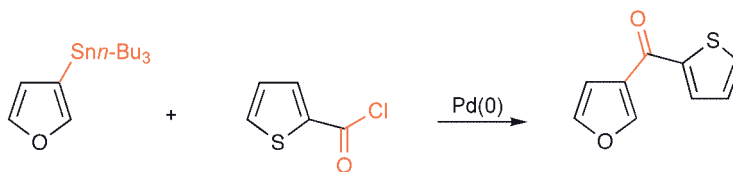
A significant aspect of the chemistry of furans is the occurrence of 2,5-additions initiated by electrophilic attack: a Wheland intermediate is formed normally, but then adds a nucleophile, when a sufficiently reactive one is present, instead of then losing a proton. Conditions can, however, usually be chosen to allow the formation of a 'normal' α -substitution product. The occurrence of such processes in the case of furan is generally considered to be associated with its lower aromatic resonance stabilisation energy – there is less to regain by loss of a proton and the consequent return to an aromatic furan.



Formation of adducts from furans

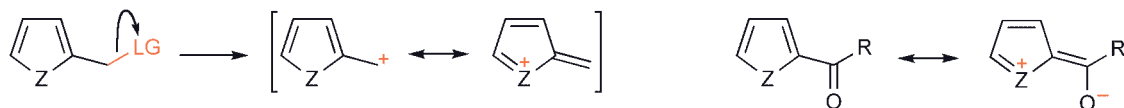
The lower aromaticity of furans also manifests itself in a much greater tendency to undergo cycloadditions, as a 4- π , diene component in Diels–Alder reactions. That is to say, furans are much more like dienes, and less like six-electron aromatic systems, than are pyrroles and thiophenes. However, the last two systems can be made to undergo cycloadditions by carrying out high-pressure reactions or, in the case of pyrroles, by ‘reducing the aromaticity’ by the device of inserting an electron-withdrawing group onto the nitrogen.

In direct contrast with electron-deficient heterocycles like pyridines and the diazines, the five-membered systems *do not undergo nucleophilic substitutions*, except in situations (especially in furan and thiophene chemistry) where halide is situated *ortho* or *para* to a nitro group. In the manipulation of the five-membered heterocycles, extensive use has been made of the various palladium(0)-catalysed couplings regimes, as illustrated with one example (see 4.2 for a detailed discussion).



Deprotonations are extremely important: furan and thiophene are C-deprotonated by strong bases, such as *n*-butyllithium or lithium diisopropylamide, at their α -positions, because here the heteroatom can exert its greatest acidifying influence by inductive withdrawal of electron density, to give anions that can then be made to react with the whole range of electrophiles, affording α -substituted furans and thiophenes. This methodology compliments the use of electrophilic substitutions to introduce groups, also regioselectively α , but has the advantage that even weak electrophiles, such as aldehydes and ketones, can be utilised. The employment of metallated *N*-substituted (blocked) pyrroles is an equally valid strategy for producing α -substituted pyrroles. Pyrroles that have an *N*-hydrogen are deprotonated at the nitrogen, and the pyrrol anion thus generated is nucleophilic at the heteroatom, providing a means for the introduction of groups on nitrogen.

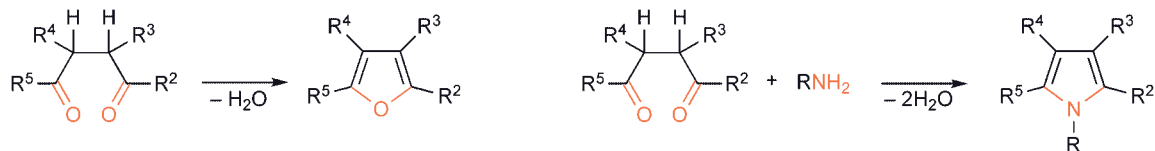
The potential for interaction of the heteroatom (electron donation) with positive charge on a side-chain, especially at an α -position, has a number of effects: amongst the most important is the enhanced reactivity of side-chain derivatives carrying leaving groups. Similarly, carbonyl groups attached to five-membered heterocycles have somewhat reduced reactivity, as implied by the resonance contributor shown.



Side-chain reactivity

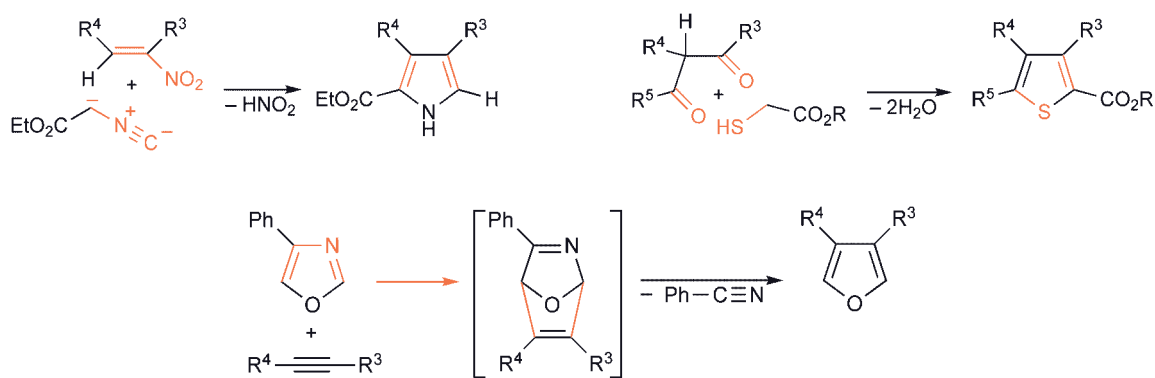
Generally speaking, the five-membered heterocycles are far less stable to oxidative conditions than benzenes or pyridines, with thiophenes bearing the closest similarity – in many ways thiophenes, of the trio, are the most like carboaromatic compounds. Hydrogenation of thiophenes, particularly over nickel as catalyst, leads to saturation and removal of the heteroatom. Some controlled chemical reductions of pyrroles and furans are known, which give dihydro-products.

The ring synthesis of five-membered heterocycles has been extensively investigated, and many and subtle methods have been devised. Each of these three heterocyclic systems can be prepared from 1,4-dicarbonyl-compounds, for furans by acid-catalysed cyclising dehydration, and for pyrroles and thiophenes by interaction with ammonia or a primary amine, or a source of sulfur, respectively.



Ring synthesis of five-membered heterocycles from 1,4-dicarbonyl compounds

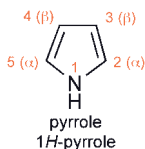
As illustrations of the variety of methods available, the three processes below show: (i) the addition of isonitrile anions to α,β -unsaturated nitro-compounds, with loss of nitrous acid to bring about aromatisation, (ii) the interaction of thioglycolates with 1,3-dicarbonyl-compounds, for the synthesis of thiophene 2-esters, and (iii) the cycloaddition/cycloreversion preparation of furans from oxazoles.



Three of the many ring synthetic routes to five-membered heterocycles

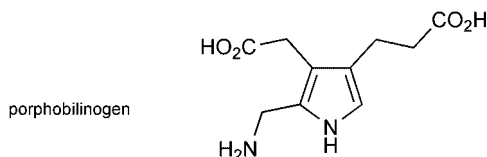
16

Pyrroles: Reactions and Synthesis



Pyrrole¹ and the simple alkyl-pyrroles are colourless liquids, with relatively weak odours rather like that of aniline, which, also like the anilines, darken by autoxidation. Pyrrole itself is readily available commercially, and is manufactured by alumina-catalysed gas-phase interaction of furan and ammonia. Pyrrole was first isolated from coal tar in 1834 and then in 1857 from the pyrolysate of bone, the chemistry of which is similar to an early laboratory method for the preparation of pyrrole – the pyrolysis of the ammonium salt of the sugar acid, mucic acid. The word pyrrole is derived from the Greek for red, which refers to the bright red colour which pyrrole imparts to a pinewood shaving moistened with concentrated hydrochloric acid.

The early impetus for the study of pyrroles came from degradative work relating to the structures of two pigments central to life processes, the blood respiratory pigment haem, and chlorophyll, the green photosynthetic pigment of plants (32.3).² Chlorophyll and haem are synthesised in the living cell from porphobilinogen, the only aromatic pyrrole to play a role – a vitally important role – in fundamental metabolism.^{3,4}



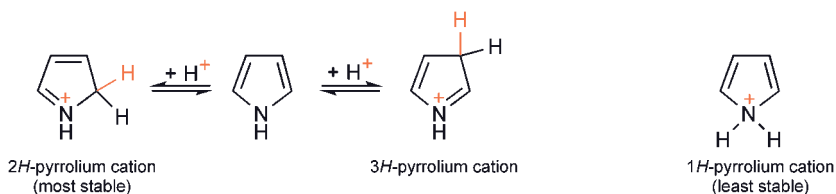
16.1 Reactions with Electrophilic Reagents⁵

Whereas pyrroles are resistant to nucleophilic addition and substitution, they are very susceptible to attack by electrophilic reagents and undergo easy *C*-substitution. Pyrrole itself, *N*- and *C*-monoalkyl- and to a lesser extent *C,C'*-dialkyl-pyrroles, are polymerised by strong acids, so that many of the electrophilic reagents useful in benzene chemistry cannot be used. However, the presence of an electron-withdrawing substituent, such as an ester, prevents polymerisation and allows the use of the strongly acidic, nitrating and sulfonating agents.

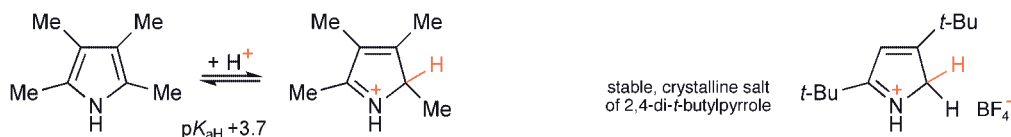
16.1.1 Substitution at Carbon

16.1.1.1 Protonation

In solution, reversible proton addition occurs at all positions, being by far the fastest at the nitrogen, and about twice as fast at C-2 as at C-3.⁶ In the gas phase, mild acids like $C_4H_9^+$ and NH_4^+ protonate pyrrole *only* on carbon and with a larger proton affinity at C-2 than at C-3.⁷ Thermodynamically, the most stable cation is the 2*H*-pyrrolium ion, formed by protonation at C-2 and observed pK_{aH} values for pyrroles are for these 2-protonated species. The weak *N*-basicity of pyrroles is the consequence of the absence of mesomeric delocalisation of charge in the 1*H*-pyrrolium cation.

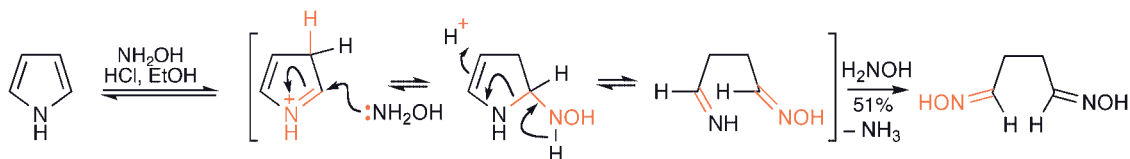


The pK_{aH} values of a wide range of pyrroles have been determined:⁸ pyrrole itself is an extremely weak base with a pK_{aH} value of -3.8 ; this, as a 0.1 molar solution in 1*N* acid, corresponds to only one protonated molecule to about 5000 unprotonated. However, basicity increases very rapidly with increasing alkyl substitution, so that 2,3,4,5-tetramethylpyrrole, with a pK_{aH} of $+3.7$, is almost completely protonated on carbon as a 0.1 molar solution in 1*N* acid (this can be compared with aniline, which has a pK_{aH} of $+4.6$). Thus alkyl groups have a striking stabilising effect on cations – isolable, crystalline salts can be obtained from pyrroles carrying *t*-butyl groups.⁹



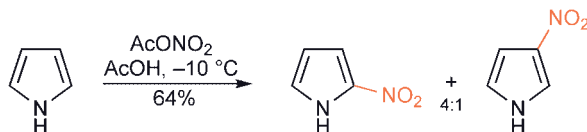
Reactions of Protonated Pyrroles

The 2*H*- and 3*H*-pyrrolium cations are essentially iminium ions and as such are electrophilic: they play the key role in polymerisation (see 16.1.8) and reduction (16.7) of pyrroles in acid. In the reaction of pyrroles with hydroxylamine hydrochloride, which produces ring-opened 1,4-dioximes, it is probably the more reactive 3*H*-pyrrolium cation that is the starter.¹⁰ Primary amines, RNH_2 , can be protected, by conversion into 1-*R*-2,5-dimethylpyrroles (16.16.1.1), recovery of the amine being by way of this reaction with hydroxylamine.^{11,12}

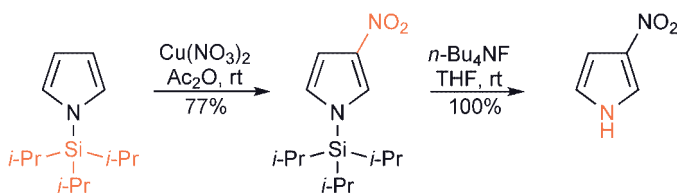


16.1.1.2 Nitration

Nitrating mixtures suitable for benzenoid compounds cause complete decomposition of pyrrole, but reaction occurs smoothly with acetyl nitrate at low temperature, giving mainly 2-nitropyrrole. This nitrating agent is formed by mixing fuming nitric acid with acetic anhydride to form acetyl nitrate and acetic acid, thus removing the strong mineral acid. In the nitration of pyrrole with this reagent, it has been shown that C-2 is 1.3×10^5 and C-3 is 3×10^4 times more reactive than benzene.¹³ A combination of PPh_3 , $AgNO_3$ and Br_2 also produces a comparable mixture of nitro-pyrroles.¹⁴

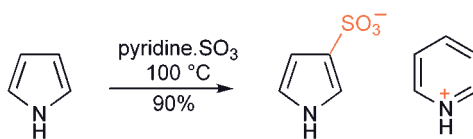


N-Substitution of pyrroles gives rise to increased proportions of β -nitration, even an *N*-methyl producing a β : α ratio of 1:3, and the much larger *t*-butyl actually reverses the relative positional reactivities, with a β : α ratio of 4:1.¹⁵ The intrinsic α -reactivity can be effectively completely blocked with a very large substituent such as a triisopropylsilyl (TIPS) group, especially useful since it can be subsequently easily removed.¹⁶

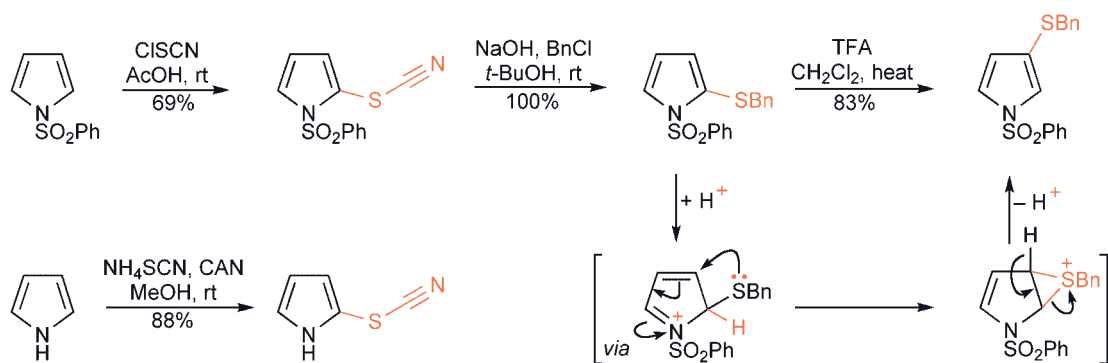


16.1.1.3 Sulfonation and Reactions with Other Sulfur Electrophiles

For sulfonation, a mild reagent of low acidity must be used: the pyridine–sulfur trioxide compound smoothly converts pyrrole into a sulfonate initially believed to be the 2-isomer,¹⁷ but subsequently shown to be pyrrole-3-sulfonic acid.¹⁸ It seems likely that this isomer results from reversibility of the sulfonation, and the eventual formation of the more stable acid. Chlorosulfonation of 1-phenylsulfonylpyrrole is clean and an efficient route to pyrrole 3-sulfonic-acid derivatives.¹⁹



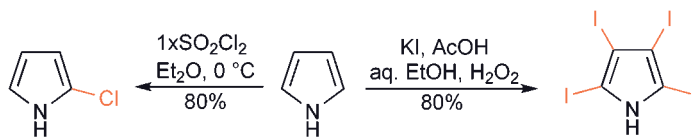
Sulfenylation of pyrrole²⁰ and thiocyanation of pyrrole²¹ or of 1-phenylsulfonylpyrrole²² also provide means for the electrophilic introduction of sulfur groups, at lower oxidation levels, and in contrast to the sulfonations, at the pyrrole α -position.



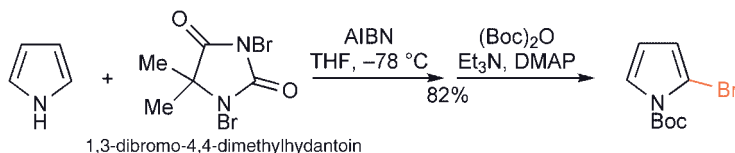
Acid catalyses rearrangement of sulfur substituents from the α -position to give β -substituted pyrroles²³ (see also 16.1.1.5 and 16.12), perhaps initiated by protonation at the sulfur-bearing α -carbon.

16.1.1.4 Halogenation

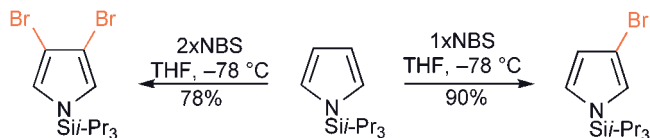
Pyrrole reacts with halogens so readily that unless controlled conditions are used, tetrahalo-pyrroles are the only isolable products, and these are stable.²⁴ Attempts to mono-halogenate simple alkyl-pyrroles fail, probably because of side-chain halogenation and the generation of extremely reactive pyrrolyl-alkyl halides (16.11).



Although unstable compounds, 2-bromo- and 2-chloropyrrole (also using SO_2Cl_2) can be prepared by direct halogenation of pyrrole with the *N*-halo-succinimides;²⁵ 2-bromopyrrole can be conveniently prepared using 1,3-dibromo-4,4-dimethylhydantoin and can be stabilised by conversion into its *N*-*t*-butoxycarbonyl derivative.²⁶ Formation of *N*-tosyl derivatives²⁷ is also recommended for stabilising 2-bromopyrrole.

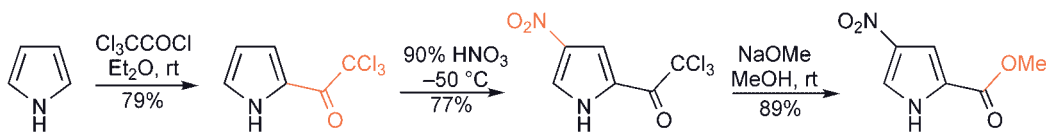


N-Triisopropylsilylpyrrole monobrominates and monoiodinates cleanly and nearly exclusively at C-3, and with two mole equivalents of *N*-bromosuccinimide it dibrominates, at C-3 and C-4.^{17,28} *N*-Tosylpyrrole 3,4-dibrominates with bromine in hot acetic acid,²⁹ whereas *N*-Boc-pyrrole gives the 2,5-dibromo derivative using NBS at 0 °C.³⁰ Selective replacement of trimethylsilyl groups of *N*-blocked 3,4-bis(trimethylsilyl)pyrroles with iodine requires the halogen with $\text{CF}_3\text{CO}_2\text{Ag}$ at -78 °C.³¹

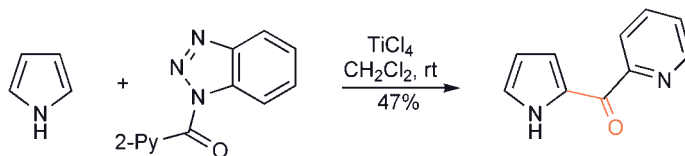


16.1.1.5 Acylation

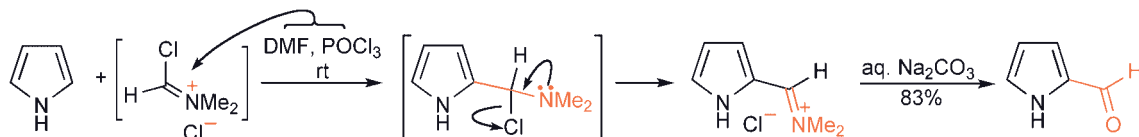
Direct acetylation of pyrrole with acetic anhydride at 200 °C leads to 2-acetylpyrrole as main product, together with some 3-acetylpyrrole, but no *N*-acetylpyrrole.³² *N*-Acetylpyrrole can be obtained in high yield by heating pyrrole with *N*-acetylimidazole.³³ Alkyl substitution facilitates *C*-acylation, so that 2,3,4-trimethylpyrrole yields the 5-acetyl-derivative, even on refluxing in acetic acid. The more reactive trifluoroacetic anhydride and trichloroacetyl chloride react with pyrrole efficiently, even at room temperature, to give 2-substituted products, alcoholysis or hydrolysis of which provides a clean route to pyrrole-2-esters or -acids.³⁴ Nitration of 2-(chloroacetyl)pyrrole occurs at C-4 and this regioselectivity applies also to acylation³⁵ of pyrroles with electron-withdrawing groups at C-2.



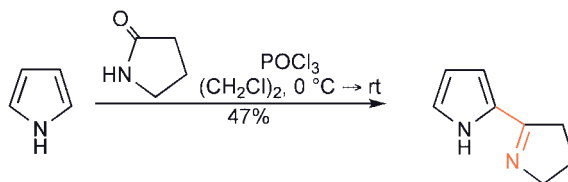
N-Acyl benzotriazoles very effectively acylate pyrrole at C-2 using TiCl_4 catalysis; TIPS-pyrrole is acylated with this reagent at C-3.³⁶



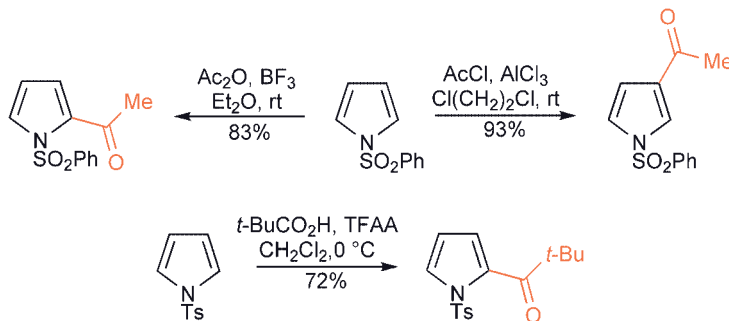
Vilsmeier^{37,38} acylation of pyrroles, formylation with dimethylformamide/phosphoryl chloride in particular, is a generally applicable process.³⁹ The actual electrophilic species is an *N,N*-dialkylchloromethyleneiminium cation (the chloride is available commercially as a solid).⁴⁰ Here again, the presence of a large pyrrole-*N*-substituent perturbs the intrinsic α -selectivity, formylation of *N*-tritylpyrrole favouring the β -position by 2.8:1 and trifluoroacetylation of this pyrrole giving only the 3-ketone;⁴¹ the use of bulky *N*-silyl substituents allows β -acylation with the possibility of subsequent removal of the *N*-substituent.⁴² The final intermediate in a Vilsmeier reaction is an iminium salt requiring hydrolysis to produce the isolated product aldehyde. When a secondary lactam is used, hydrolysis does not take place and a cyclic imine is obtained.⁴³



The Vilsmeier reaction



Acylation of 1-phenylsulfonylpyrrole, with its deactivating *N*-substituent, requires more forcing conditions in the form of a Lewis acid as catalyst, the regioselectivity of attack depending both on the choice of catalyst and on the particular acylating agent, as illustrated.⁴⁴ However, no Lewis acid is required if the mixed anhydride of the required acid and trifluoroacetic acid are employed to acylate *N*-tosyl-pyrroles, this proceeding exclusively at the 2-position.⁴⁵

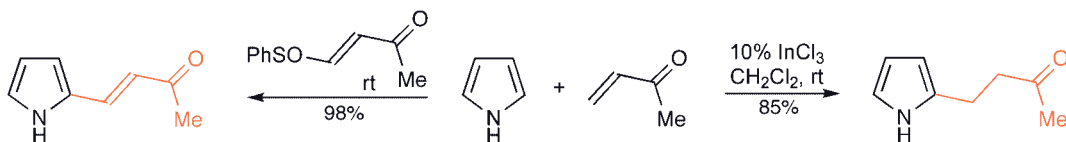


Regioselection in Friedel–Crafts acylations, depending on the Lewis acid employed, also applies to pyrroles with electron-withdrawing/stabilising groups, like esters, on carbon.⁴⁶ Lewis-acid catalysed acylation of 3-acyl-pyrroles, easily obtained by hydrolysis of 1-phenylsulfonyl-3-acyl-pyrroles, proceeds smoothly to give 2,4-diacyl-pyrroles, substitution *meta* to the acyl group and also at the remaining pyrrole α -position;⁴⁷ Vilsmeier formylation of methyl pyrrolyl-2-carboxylate takes place at C-5, the α -selectivity being dominant in this case.⁴⁸

16.1.1.6 Alkylation

Mono-C-alkylation of pyrroles cannot be achieved by direct reaction with simple alkyl halides, either alone or with a Lewis-acid catalyst, for example pyrrole does not react with methyl iodide below 100 °C; above about 150 °C, a series of reactions occurs leading to a complex mixture made up mostly of polymeric material together with some poly-methylated pyrroles. The more reactive allyl bromide reacts with pyrrole at room temperature, but mixtures of mono- to tetra-allyl-pyrroles together with oligomers and polymers are obtained.

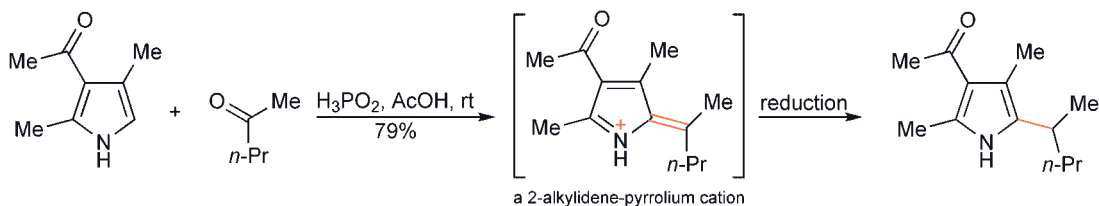
Providing an appropriate acidic catalyst is chosen – one that will not cause polymerisation of pyrrole – reaction with alkenes carrying an electron-withdrawing group can be achieved. Examples include nitro-alkenes using sulfamic acid⁴⁹ and conjugated ketones using InCl_3 .⁵⁰ The use of the triflate salt of an optically active amine as catalyst induces alkylations using $\text{R}^1\text{CH}=\text{CHCOR}^2$ with high enantioselectivity.⁵¹



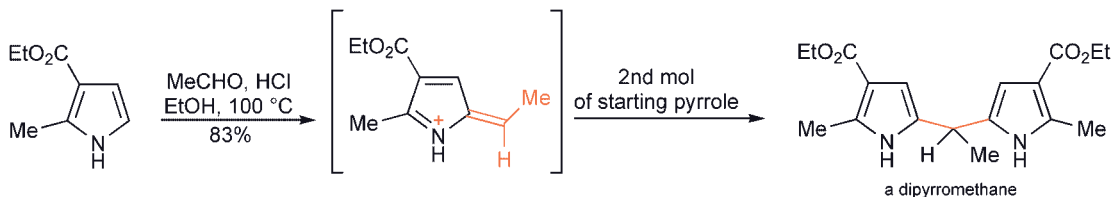
Alkylations with conjugated enones carrying a leaving group at the β -position proceed smoothly, producing mono-alkenylated pyrroles.⁵²

16.1.1.7 Condensation with Aldehydes and Ketones

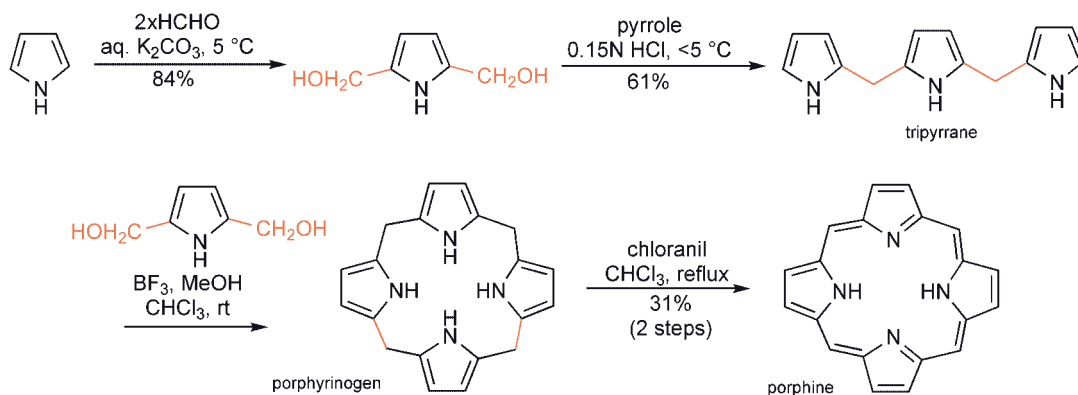
Condensations of pyrroles with aldehydes and ketones occur easily by acid catalysis, but the resulting pyrrolyl-carbinols cannot usually be isolated, for under the reaction conditions proton-catalysed loss of water produces 2-alkylidene-pyrrolonium cations that are themselves reactive electrophiles. Thus, in the case of pyrrole itself, reaction with aliphatic aldehydes in acid inevitably leads to resins, probably linear polymers. Reductive trapping of these cationic intermediates, producing alkylated pyrroles, can be synthetically useful, however all free positions react; acyl and alkoxy-carbonyl-substituents are unaffected.⁵³



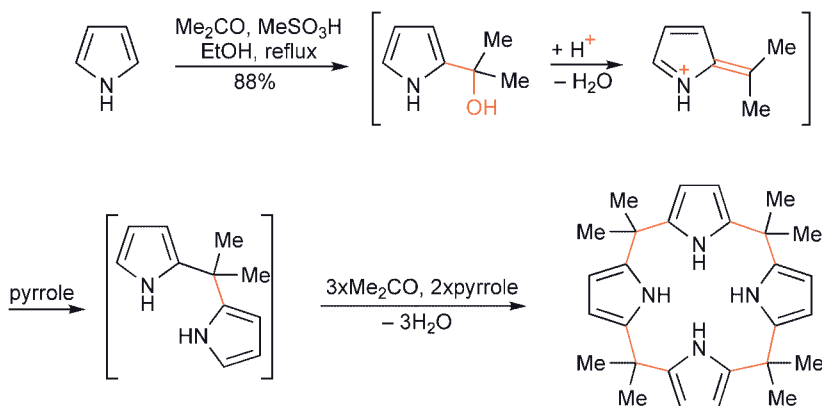
Syntheses of dipyrromethanes have usually involved pyrroles with electron-withdrawing substituents and only one free α -position, the dipyrromethane resulting from attack by the electrophilic 2-alkylidene-pyrrolonium intermediate on a second mole equivalent of the pyrrole.⁵⁴



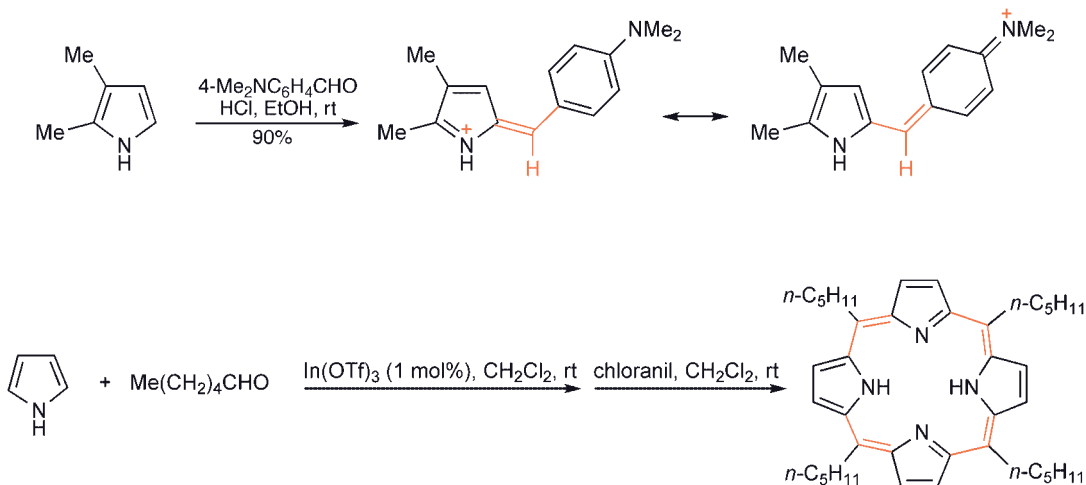
By careful choice of conditions, the simplest dipyromethane, bis(pyrrol-2-yl)methane, can be obtained directly from pyrrole with aqueous formalin in acetic acid;⁵⁵ reaction in the presence of potassium carbonate allows 2,5-bis-hydroxymethylpyrrole to be isolated.⁵⁶ This diol reacts with pyrrole in dilute acid to give tripyrrane and from this, reaction with 2,5-bis(hydroxymethyl)pyrrole gives porphyrinogen, which can be oxidised with chloranil (2,3,5,6-tetrachloro-*p*-benzoquinone) to porphine, the simplest porphyrin.



Acetone, reacting in a comparable manner, gives a cyclic tetramer directly and in high yield, perhaps because the geminal methyl groups tend to force the pyrrole rings into a coplanar conformation, greatly increasing the chances of cyclisation of the linear tetrapyrrolic precursor.⁵⁷

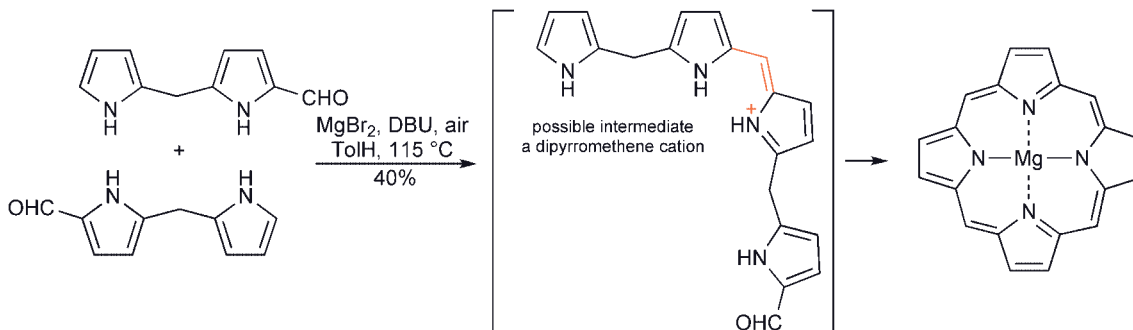


Condensations with aromatic aldehydes carrying appropriate electron-releasing substituents produce cations that are sufficiently stabilised by mesomerism to be isolated. Such cations are coloured: the reaction with *p*-dimethylaminobenzaldehyde is the basis for the classical Ehrlich test, deep red/violet colours being produced by pyrroles (and also by furans and indoles) that have a free nuclear position. Under appropriate conditions one can combine four mole equivalents of pyrrole and four of an aldehyde to produce a



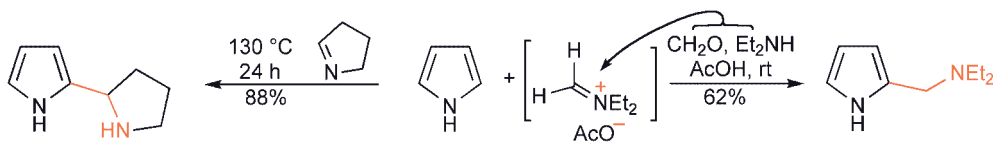
tetrasubstituted porphyrinogen in one pot,⁵⁸ but, usually, immediate oxidation is employed to proceed to the *meso*-tetra-substituted porphyrin.⁵⁹

Analogous condensations, but with a pyrrole aldehyde lead to mesomeric dipyrromethene cations, which play an important part in porphyrin synthesis. Thus, using formyldipyrromethane as the aldehyde and a second mole as the pyrrole component, with air as oxidant, porphine is formed directly, as its magnesium derivative, possibly *via* a dipyrromethene cationic intermediate.⁶⁰

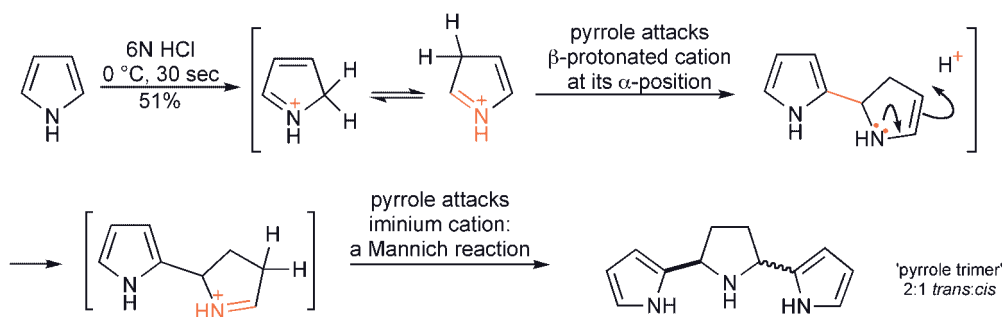


16.1.1.8 Condensation with Imines and Iminium Ions

The imine and iminium functional groupings are, of course, the nitrogen equivalents of carbonyl and *O*-protonated carbonyl groups, and their reactivity is analogous. The Mannich reaction of pyrrole produces dialkylaminomethyl derivatives, the iminium electrophile being generated *in situ* from formaldehyde, dialkylamine and acetic acid.⁶¹ There are only a few examples of the reactions of imines themselves with pyrroles; the condensation of 1-pyrroline with pyrrole as reactant and solvent is one such example.⁶² *N*-Tosyl-imines react with pyrrole with Cu(OTf)₂ as catalyst.⁶³



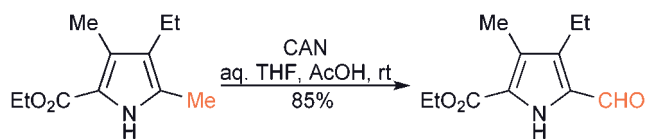
The mineral-acid-catalysed polymerisation of pyrrole involves a series of Mannich reactions, but under controlled conditions, pyrrole can be converted into an isolable trimer, which is probably an intermediate in the polymerisation. The key to understanding the formation of the observed trimer is that the less stable, therefore more reactive, β -protonated pyrrolium cation is the electrophile that initiates the sequence, attacking a second mole equivalent of the heterocycle. The 'dimer', an enamine, is too reactive to be isolable, however 'pyrrole trimer', relatively protected as its salt, reacts further only slowly.⁶⁴



16.2 Reactions with Oxidising Agents⁶⁵

Simple pyrroles are generally easily attacked by strong oxidising agents, frequently with complete breakdown. When the ring does survive, maleimide derivatives are the commonest products, even when there was originally a 2- or 5-alkyl substituent. This kind of oxidative degradation played an important part in early porphyrin structure determination, in which chromium trioxide in aqueous sulfuric acid or fuming nitric acid were usually used as oxidising agents. Hydrogen peroxide is a more selective reagent and can convert pyrrole itself into a tautomeric mixture of pyrrolin-2-ones in good yield (16.15.1.2).

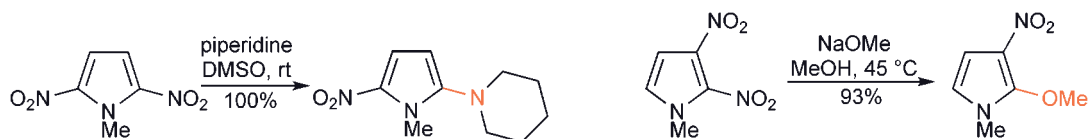
Pyrroles which have a ketone or ester substituent are more resistant to ring degradation and high-yielding side-chain oxidation can be achieved using cerium(IV) ammonium nitrate, with selectivity for an α -alkyl.⁶⁶



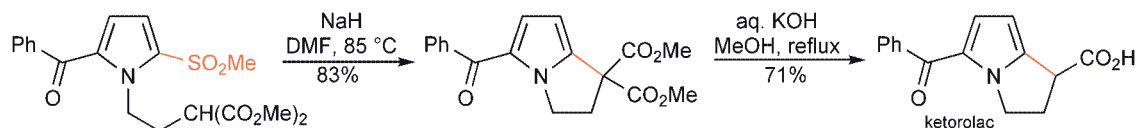
Pyrrole can be 2,2'-dimerised with the hypervalent iodine(III) reagent phenyliodine bis(trifluoroacetate) *via* what may be an SET process.⁶⁷

16.3 Reactions with Nucleophilic Reagents

Pyrrole and its derivatives do not react with nucleophilic reagents by addition or by substitution, except in the same type of situation that allows nucleophilic substitution in benzene chemistry, i.e. where the leaving group is *ortho* or *para* to an electron-withdrawing group: the two examples below are illustrative.⁶⁸



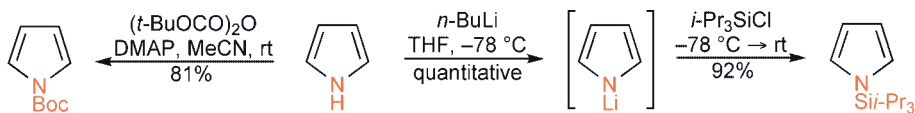
A key step in a synthesis of ketorolac, an analgesic and anti-inflammatory agent, involves an intramolecular nucleophilic displacement of a methanesulfonyl group activated by a 5-ketone.⁶⁹



16.4 Reactions with Bases

16.4.1 Deprotonation of *N*-Hydrogen and Reactions of Pyrrol Anions

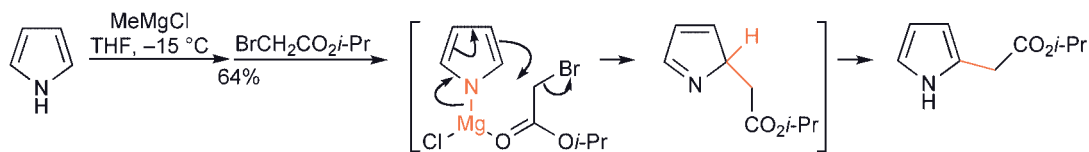
Pyrrole *N*-hydrogen is much more acidic (pK_a 17.5) than that of a comparable saturated amine, say pyrrolidine ($pK_a \sim 44$), or aniline (pK_a 30.7), and of the same order as that of 2,4-dinitroaniline. Any very strong base will effect complete conversion of an *N*-unsubstituted pyrrole into the corresponding pyrrol anion, perhaps the most convenient being commercial *n*-butyllithium solution. The pyrrol anion is nucleophilic at nitrogen (however, see 16.4.2) and thus provides the means for the introduction of groups onto pyrrole nitrogen, for example using alkyl halides. Typical reactions of the pyrrol anion are exemplified below by the preparation of 1-triisopropylsilylpyrrole. However, reactions at nitrogen can proceed *via* smaller, equilibrium concentrations of pyrrol anion, as in the formation of 1-chloropyrrole (in solution) by treatment with sodium hypochlorite⁷⁰ or a preparation of 1-*t*-butoxycarbonylpyrrole shown below.⁷¹



16.4.2 Lithium, Sodium, Potassium and Magnesium Derivatives

N-Salts of pyrroles can react with electrophiles to give either *N*- or *C*-substituted pyrroles: generally speaking, the more ionic the metal–nitrogen bond and/or the better the solvating power of the solvent, the greater is the percentage of attack at nitrogen.⁷² Based on these principles, several methods are available for efficient *N*-alkylation of pyrroles, including the use of potassium hydroxide in dimethylsulfoxide,⁷³ or in benzene with 18-crown-6,⁷⁴ phase-transfer methodology,⁷⁵ K_2CO_3 in an ionic liquid⁷⁶ or of course by reaction of the pyrrol anion generated using *n*-butyllithium. *N*-Amination, for example, using chloramine (NH_2Cl) can be achieved efficiently, either by quantitative conversion into the anion using sodium hydride,⁷⁷ or using phase-transfer conditions.⁷⁸ *N*-Arylation of pyrroles requires palladium catalysis (4.2).

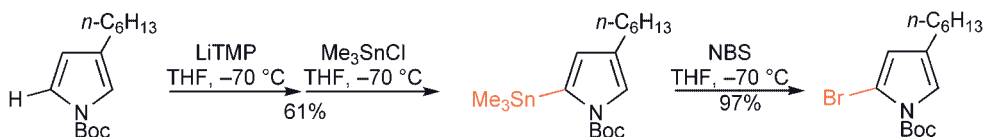
Pyrrol Grignard reagents, obtained by treating an *N*-unsubstituted pyrrole with a Grignard reagent, tend to react at carbon with alkylating and acylating agents, but sometimes give mixtures of 2- and 3-substituted products with the former predominating,⁷⁹ *via* neutral, non-aromatic intermediates. Clean α -substitution can be achieved for example with bromoacetates⁸⁰ as exemplified below, or using 2-acylthio-pyridines as acylating agents.⁸¹



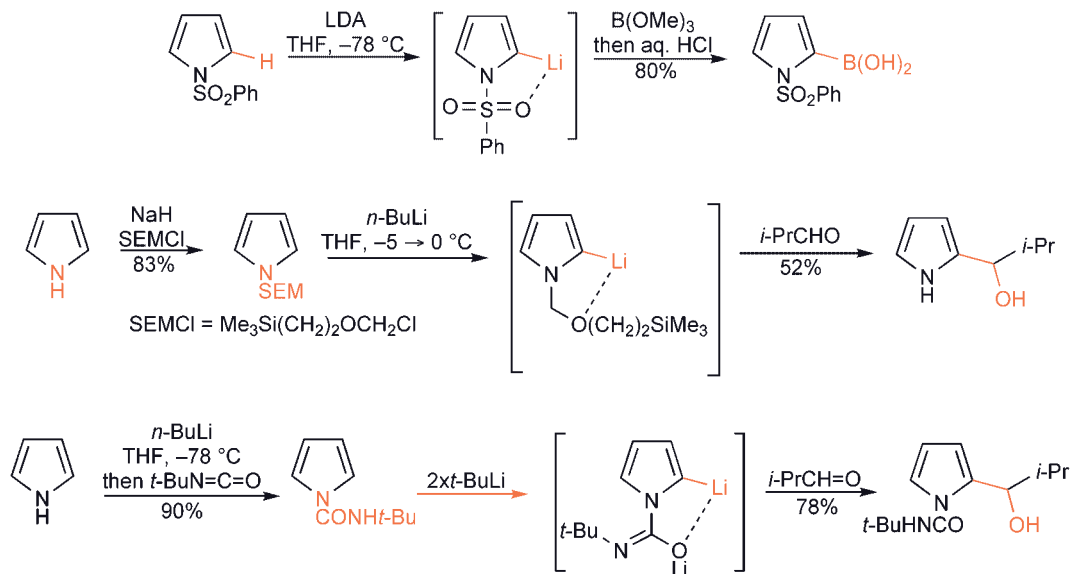
16.5 C-Metallation and Reactions of C-Metallated Pyrroles

16.5.1 Direct Ring C–H Metallation

The C-lithiation of pyrroles requires the absence of the acidic *N*-hydrogen, i.e. the presence of an *N*-substituent, either alkyl⁸² or, if required, a removable group⁸³ like phenylsulfonyl,⁸⁴ carboxylate,⁸⁵ trimethylsilyloxyethyl,⁸⁶ *t*-butylaminocarbonyl,⁸⁷ diethoxymethyl⁸⁸ or *t*-butoxycarbonyl. Even in the absence of chelation assistance to lithiation, which is certainly an additional feature in each of the latter examples, *metallation proceeds at the α-position*. *N*-Methylpyrrole, rather amazingly, can be converted into a dilithio-derivative, either 2,4- or 2,5-dilithio-1-methylpyrrole depending on the exact conditions.⁸⁹ Lithiation of 1-*t*-butoxycarbonyl-3-*n*-hexylpyrrole occurs at C-5, avoiding both steric and electronic discouragement to the alternative C-2 deprotonation.⁹⁰

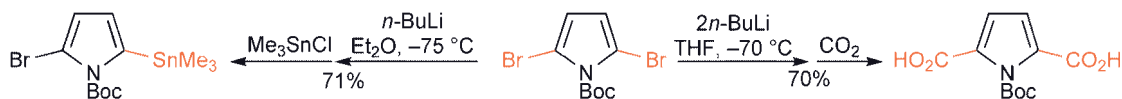


Reactions of the species produced by the α -lithiation of *N*-substituted-pyrroles are widely used for the introduction of groups, either by reaction with electrophiles or by coupling processes based on palladium chemistry (4.2). Some examples where removable *N*-blocking groups have been used in the synthesis of 2-substituted pyrroles, *via* lithiation, are shown below.^{86,91}

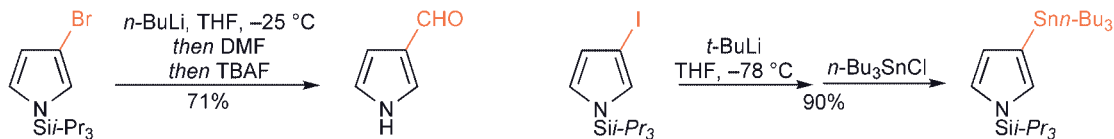


16.5.2 Metal–Halogen Exchange

Metal–halogen exchange on *N*-protected-pyrroles can provide access to either 2- or 3-lithio-pyrroles. Thus, for example, 2-bromo-1-*t*-butoxycarbonylpyrrole and its 2,5-dibromo-counterpart give monolithiated reagents and from the latter, even a dilithiated species can be generated.³⁰

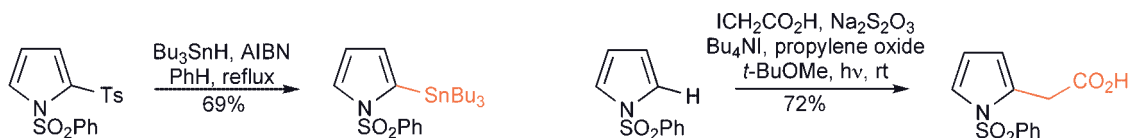


Metal-halogen exchange using 3-halo-*N*-triisopropylsilyl-pyrroles⁹² allows the introduction of groups to the pyrrole β -position and can complement direct electrophilic substitution of *N*-triisopropylsilylpyrrole, which is β -selective (see 16.1.2 and 16.1.4). Sequential mono-lithiations of 1-tosyl-3,4-dibromopyrrole allows selective functionalisation.²⁹

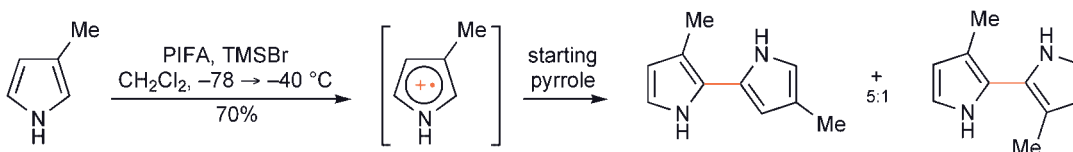


16.6 Reactions with Radicals

Pyrrole itself tends to give tars under radical conditions. A 2-toluensulfonyl-substituent can be displaced by radicals. Electrophilic radical substitution of 1-phenylsulfonylpyrrole⁹³ occurs at an α -position; the formation of a pyrrol-2-ylacetic acid is typical.⁹⁴ 3-Substituted pyrroles are attacked by radicals at C-2.⁹⁵

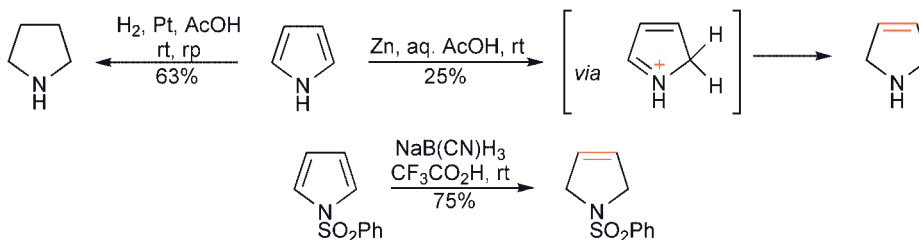


Pyrroles can be dimerised, regioselectively, *via* a radical cation produced from the pyrrole by reaction with phenyliodine(III) bis(trifluoroacetate).⁹⁶

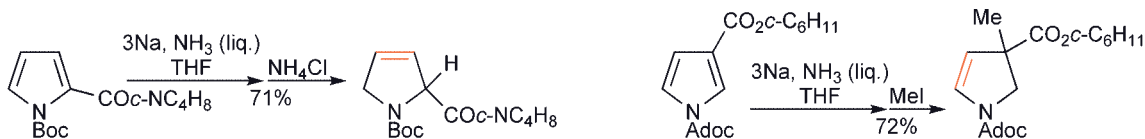


16.7 Reactions with Reducing Agents

Simple pyrroles are not reduced by hydride reducing agents or diborane, but are reduced in acidic media, in which the species under attack is the protonated pyrrole. The products are 2,5-dihydropyrroles, accompanied by some of the pyrrolidine as by-product.⁹⁷ Reduction⁹⁸ of pyrroles to pyrrolidines can be effected catalytically over a range of catalysts, is especially easy if the nitrogen carries an electron-withdrawing group, and is not complicated by carbon-heteroatom hydrogenolysis and ring opening, as is the case for furans. Reduction of 2-acyl-pyrroles to pyrrolidine alcohols, over 5% Rh/Al₂O₃, proceeds with high stereoselectivity, with the control probably arising from the alcohol produced by initial reduction of the carbonyl group.

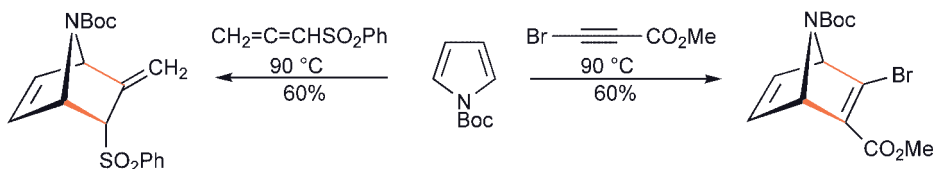


Birch reduction of pyrrole carboxylic esters and tertiary amides gives dihydro-derivatives; the presence of an electron-withdrawing group on the nitrogen serves both to remove the acidic *N*-hydrogen and also to reduce the electron density on the ring. Quenching the immediate reduced species – an enolate – with an alkyl halide produces alkylated dihydropyrroles.⁹⁹

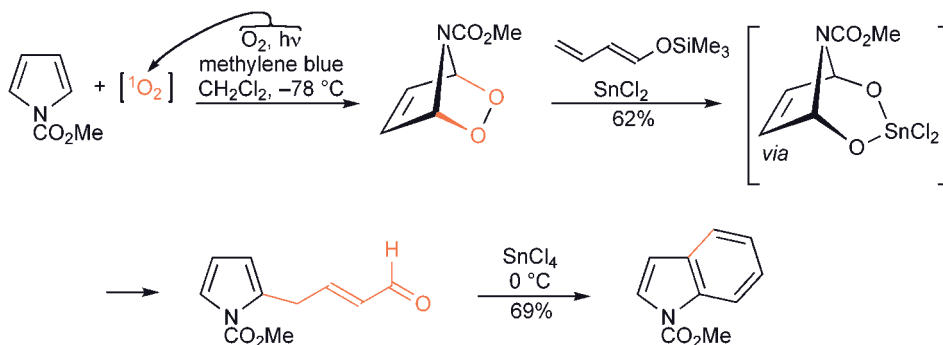


16.8 Electrocyclic Reactions (Ground State)

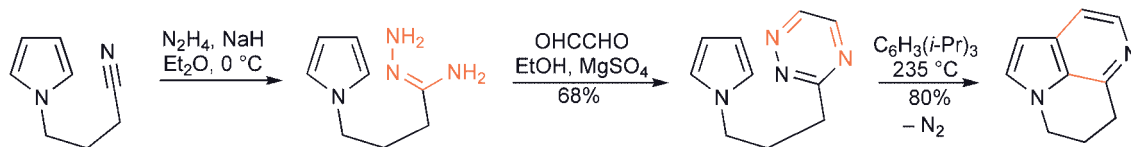
Simple pyrroles do not react as 4π components in Diels–Alder cycloadditions: exposure of pyrrole to benzyne, for example, leads only to 2-phenylpyrrole, in low yield.¹⁰⁰ However *N*-substitution, particularly with an electron-withdrawing group, does allow such reactions to occur,¹⁰¹ for example adducts with arynes are obtained using 1-trimethylsilylpyrrole.¹⁰² Whereas pyrrole itself reacts with dimethyl acetylenedicarboxylate only by α -substitution, even at 15 kbar,¹⁰³ *N*-acetyl- and *N*-alkoxycarbonyl-pyrroles give cycloadducts,¹⁰⁴ addition being much accelerated by high pressure or by aluminium chloride catalysis.¹⁰⁵ The most popular *N*-substituted pyrrole in this context has been *N*-Boc-pyrrole,¹⁰⁶ with benzyne (from diazotization of anthranilic acid) for example, a 60% yield of the cycloadduct is obtained.¹⁰⁷



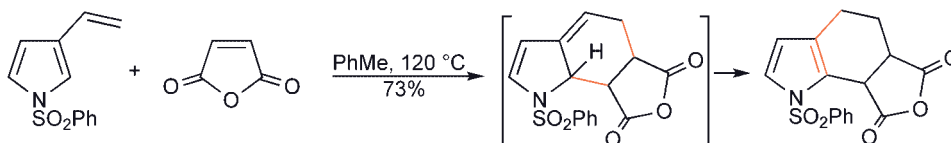
A process that has proved valuable in synthesis is the addition of singlet oxygen to *N*-alkyl- and especially *N*-acyl-pyrroles¹⁰⁸ producing 2,3-dioxo-7-aza-bicyclo[2.2.1]heptanes, which react with nucleophiles, such as silyl enol ethers, mediated by tin(II) chloride, generating 2-substituted-pyrroles that can be used, as the example shows, for the synthesis of indoles *via* intramolecular electrophilic attack by the carbonyl group at the pyrrole β -position.



Intermolecular examples of pyrroles serving as 2π components in cycloadditions are rare but examples include *N*-tosyl-2- and -3-nitropyrrole¹⁰⁹ and *N*-tosyl-2,4-diacyl-pyrroles,¹¹⁰ however in an intramolecular sense tricyclic 6-azaindoles are produced where the 4π component is a 1,2,4-triazine (29.2.1).¹¹¹

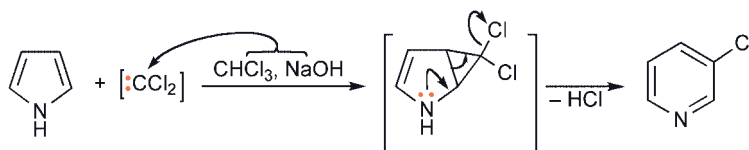


Vinyl-pyrroles will take part in Diels–Alder processes as 4π components,¹¹² providing the aromaticity of the ring has been reduced by the presence of a phenylsulfonyl group on the pyrrole nitrogen, the presumed initial product easily isomerising in the reaction conditions to reform an aromatic pyrrole.¹¹³

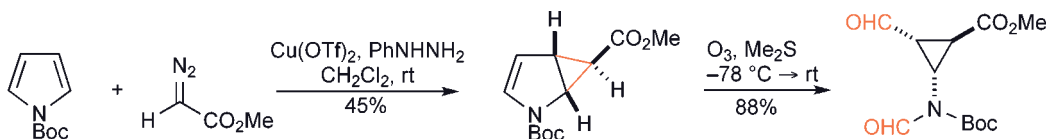


16.9 Reactions with Carbenes and Carbenoids

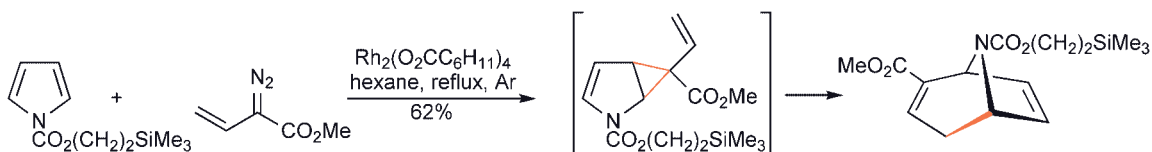
The reaction of pyrrole with dichlorocarbene proceeds in part *via* a dichlorocyclopropane intermediate, ring expansion of which leads to 3-chloropyridine.^{114,115} *N*-Methylpyrrole with ethoxycarbonylcarbene gives only substitution products.¹¹⁶



Isolable cyclopropane-containing adducts can be obtained from *N*-Boc-pyrrole,¹¹⁷ and ozonolysis of the mono adduct is a means for the synthesis of heavily functionalised cyclopropanes.¹¹⁸

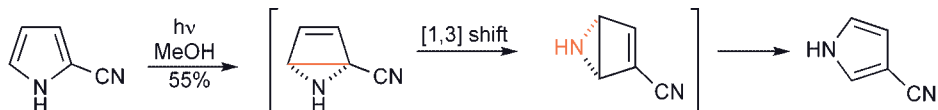


Rhodium-catalysed addition of a vinyl carbene produces a cyclopropanated intermediate that undergoes a Cope rearrangement, neatly producing an 8-azabicyclo[3.2.1]octadiene – the ring skeleton of cocaine.¹¹⁹



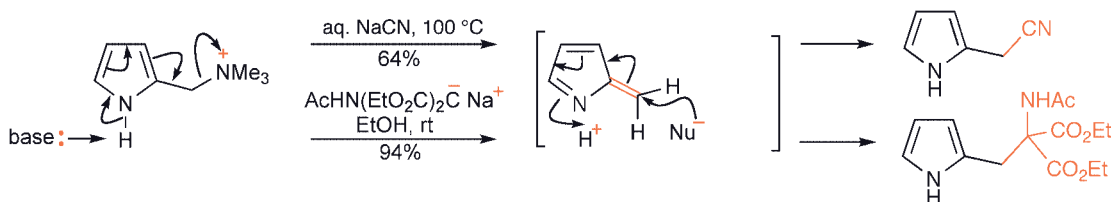
16.10 Photochemical Reactions¹²⁰

The photo-catalysed rearrangement of 2- to 3-cyanopyrrole is considered to involve a 1,3-shift in an initially formed bicyclic aziridine.¹²¹



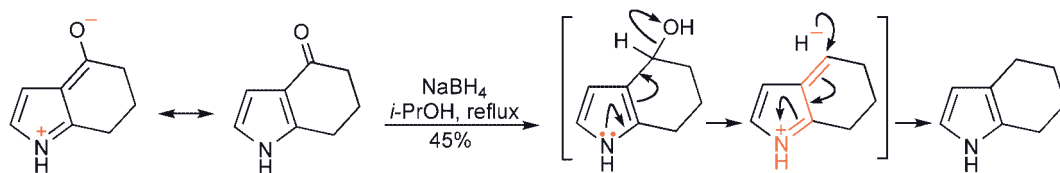
16.11 Pyrrol-C-X Compounds

Pyrroles of this type, where X is halogen, alcohol, alkoxy or amine, and especially protonated alcohol or alkoxy, or quaternised amine, easily lose X, generating reactive electrophilic species. Thus ketones can be reduced to alkane, *via* the loss of oxygen from the initially formed alcohol (cf. 16.12), and quaternary ammonium salts, typified by 2-dimethylaminomethylpyrrole metho-salts, react with nucleophiles by loss of trimethylamine in an elimination/addition sequence of considerable synthetic utility.¹²²

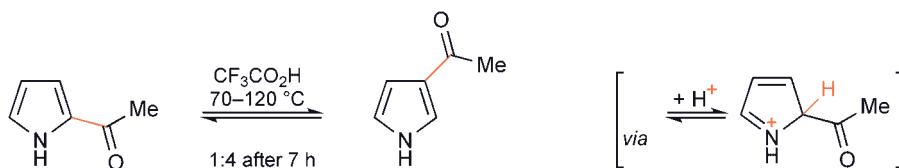


16.12 Pyrrole Aldehydes and Ketones

These are stable compounds which do not polymerise or autoxidise. For the most part, pyrrole-aldehydes and -ketones are typical aryl-ketones, though less reactive – such ketones can be viewed as vinylogous amides. They can be reduced to alkyl-pyrroles by the Wolff–Kishner method, or by sodium borohydride *via* elimination from the initial alcoholic product (cf. 16.11).¹²³ Treatment of acyl-1-phenylsulfonyl-pyrroles with *t*-butylamine-borane also effects conversion to the corresponding alkyl derivatives.¹²⁴

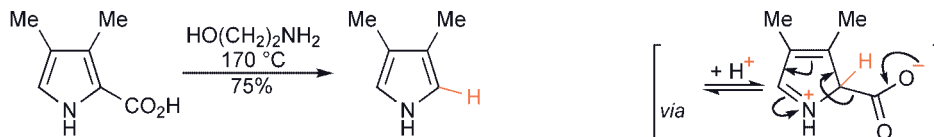


β - and α -Acyl-pyrroles can be equilibrated, one with the other, using acid; for *N*-alkyl-*C*-acyl-pyrroles, the equilibrium lies completely on the side of the β -isomer.¹²⁵

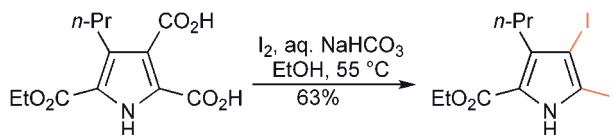


16.13 Pyrrole Carboxylic Acids

The main feature within this group is the ease with which loss of the carboxyl group occurs. Simply heating¹²⁶ pyrrole acids causes loss of carbon dioxide in what is essentially *ipso*-displacement of carbon dioxide by proton.¹²⁷ This facility is of considerable relevance to pyrrole synthesis since several of the ring-forming routes (e.g. see 16.16.1.2 and 16.16.1.6) produce pyrrole esters, in which the ester function may not be required ultimately.

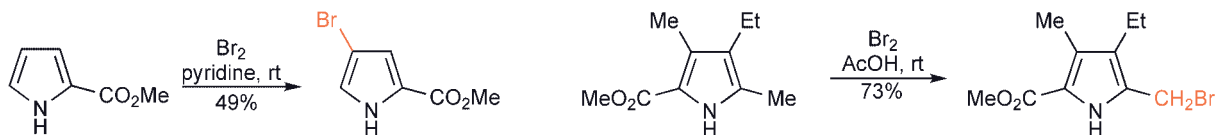


Ipso displacement of carboxyl groups by electrophiles, such as halogens,¹²⁸ or under nitrating conditions, or with aryl-diazonium cations, occurs more readily than substitution of hydrogen.



16.14 Pyrrole Carboxylic Acid Esters

The electrophilic substitution of these stable compounds has been much studied; the *meta*-directing effect of a 2-ester overcomes the normally dominant pyrrole tendency for α -substitution.¹²⁹

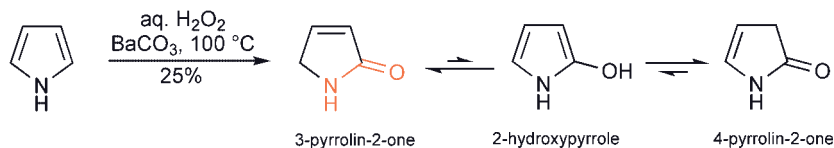


An ester group can also activate a side-chain alkyl for halogenation, and such pyrrolyl-alkyl halides have been used extensively in synthesis.¹³⁰ Cerium(IV) triflate in methanol can be used for the analogous introduction of methoxide onto an alkyl side-chain.¹³¹ The rates of alkaline hydrolysis of α - and β -esters are markedly different, the former being faster than the latter.¹³²

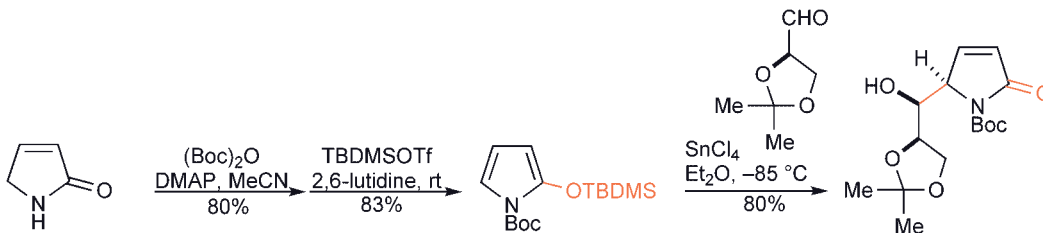
16.15 Oxy- and Amino-Pyrroles

16.15.1 2-Oxy-Pyrroles

2-Oxypyrroles exist in the hydroxyl form, if at all, only as a minor component of the tautomeric mixture that favours 3-pyrrolin-2-one over 4-pyrrolin-2-one by 9:1.¹³³



After *N*-protection, silylation produces 2-silyloxy-pyrroles, which react with aldehydes to give 5-substituted 3-pyrrolin-2-ones.¹³⁴

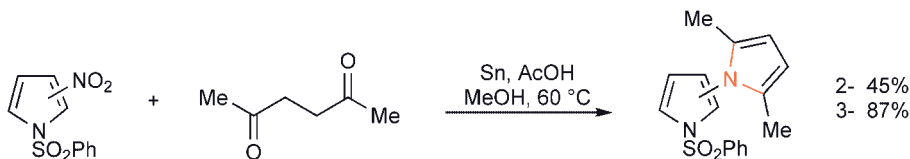


16.15.2 3-Oxy-Pyrroles

3-Oxy-pyrroles exist largely in the carbonyl form, unless flanked by an ester group at C-2 that favours the hydroxyl-tautomer by intramolecular hydrogen bonding.¹³⁵

16.15.3 Amino-Pyrroles

Amino-pyrroles have been very little studied because they are relatively unstable and difficult to prepare.¹³⁶ Simple 2-amino-pyrroles can be prepared, but must be stored in acidic solution.¹³⁷ An alternative is to reduce nitro-pyrroles over Pd/C in the presence of anhydrides, which produces amides of the otherwise unstable amino-pyrroles.¹³⁸ Another trapping procedure employs a 1,4-dione and thus engenders another pyrrole ring (cf. 16.16.1.1).¹³⁹

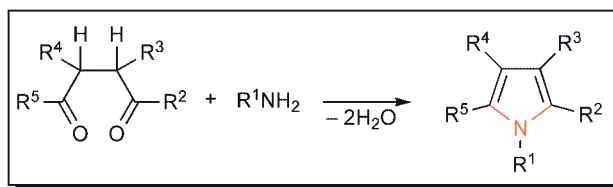


16.16 Synthesis of Pyrroles^{5,140}

16.16.1 Ring Synthesis

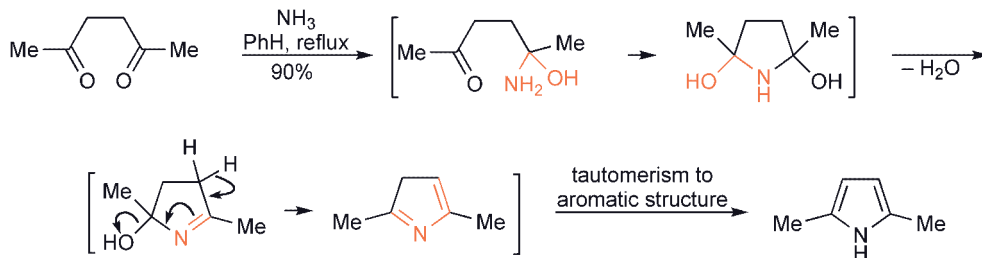
16.16.1.1 From 1,4-Dicarbonyl Compounds and Ammonia or Primary Amines¹⁴¹

1,4-Dicarbonyl compounds react with ammonia or primary amines to give pyrroles.



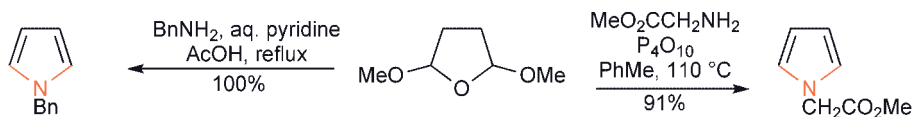
Paal-Knorr Synthesis¹⁴²

Pyrroles are formed by the reaction of ammonia or a primary amine with a 1,4-dicarbonyl compound¹⁴³ (see also 17.12.1.1 and 18.13.1.1). Successive nucleophilic additions of the amine nitrogen to each of the two carbonyl carbon atoms and the loss of two mole equivalents of water represent the net course of the synthesis; a reasonable sequence¹⁴⁴ for this is shown below, using the synthesis of 2,5-dimethylpyrrole¹⁴⁵ as an example.



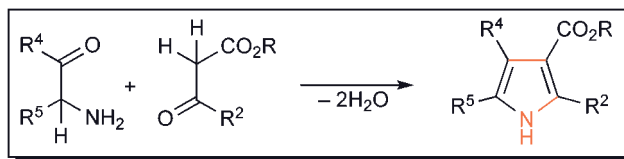
Several variations have been shown to improve the efficiency: microwave irradiation makes the process very rapid¹⁴⁶ and the use of iodine on a clay support¹⁴⁷ are just two of these. An alternative to the use of ammonia for the synthesis of *N*-unsubstituted-pyrroles employs hexamethyldisilazide with alumina,¹⁴⁸ or a solution of ammonia can be generated *in situ* conveniently, using the reaction of magnesium nitride, Mg₃N₂, with methanol.¹⁴⁹

The best synthon for unstable succindialdehyde, for the ring synthesis of *C*-unsubstituted pyrroles, is 2,5-dimethoxytetrahydrofuran (18.1.1.4),¹⁵⁰ or 1,4-dichloro-1,4-dimethoxybutane obtainable from it.¹⁵¹ 2,5-Dimethoxytetrahydrofuran will react with aliphatic and aromatic amines,^{12,152} amino esters, aryl-sulfonamides,¹⁵³ trimethylsilyloxyethylcarbonylhydrazine¹⁵⁴ or primary amides to give the corresponding *N*-substituted-*C*-unsubstituted-pyrroles.¹⁵⁵



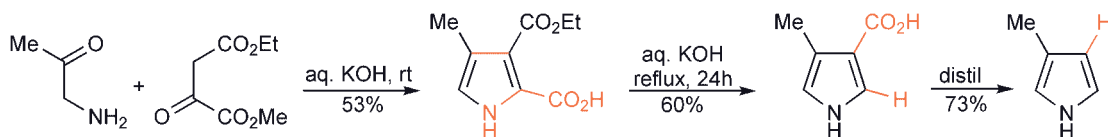
16.16.1.2 From α -Aminocarbonyl-Compounds and Activated Ketones

α -Amino-ketones react with carbonyl compounds that have an α -methylene grouping, preferably further activated, for example by ester, as in the illustration.

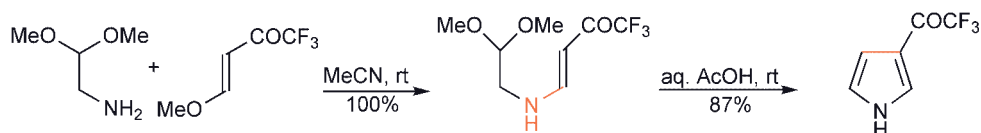


Knorr Synthesis

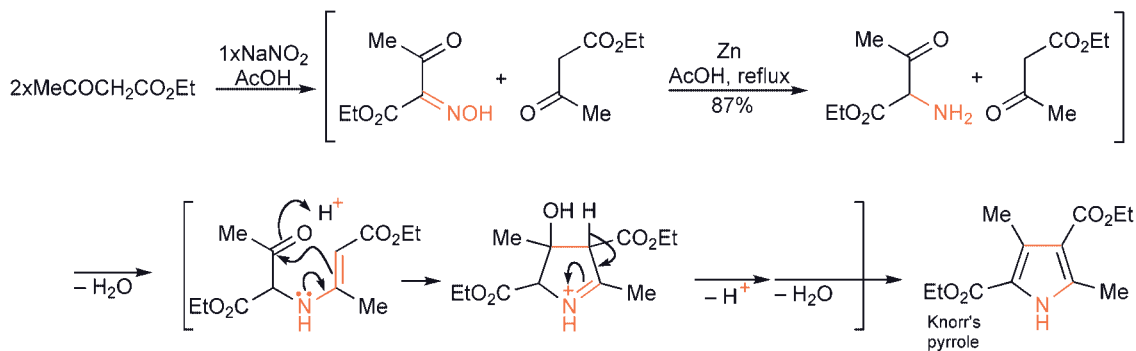
This widely used general approach to pyrroles utilizes two components: one, the α -aminocarbonyl component, supplies the nitrogen and C-2 and C-3, and the second component supplies the remaining two carbons and must possess a methylene group α to a carbonyl. The Knorr synthesis works well only if the methylene group of the second component is further acidified (e.g. as in acetoacetic ester, i.e. it is a 1,3-dicarbonyl compound, or equivalent) to enable the desired condensation leading to pyrrole to compete effectively with the self-condensation of the α -aminocarbonyl component. The synthesis of 4-methylpyrrole-3-carboxylic acid and therefrom, 3-methylpyrrole, illustrates the process.



Since free α -aminocarbonyl compounds self-condense very readily producing dihydropyrazines (14.13.3.1), they have traditionally been prepared and used in the form of their salts, to be liberated for the condensation reaction by the base present in the reaction mixture. Alternatively, carbonyl-protected amines, such as aminoacetal ($\text{H}_2\text{NCH}_2\text{CH}(\text{OEt})_2$), have been used. In one such case, the enol ether of a 1,3-keto-aldehyde was the synthon for the activated carbonyl component.¹⁵⁶

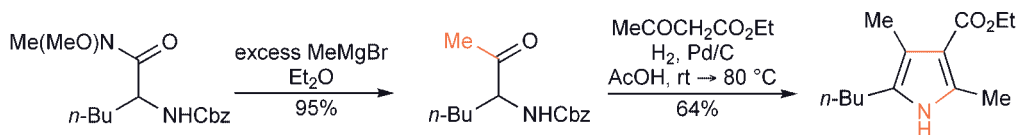


A way of avoiding the difficulty of handling α -aminocarbonyl-compounds is to prepare them in the presence of the second component, with which they are to react. Zinc-acetic acid or sodium dithionite¹⁵⁷ can be used to reduce oximino-groups to amino, while leaving ketone and ester groups untouched. In the classical synthesis, which gives this route its name, the α -aminocarbonyl component is simply an amino derivative of the other carbonyl component, and it is even possible to generate the oximino precursor of the amine *in situ*.¹⁵⁸

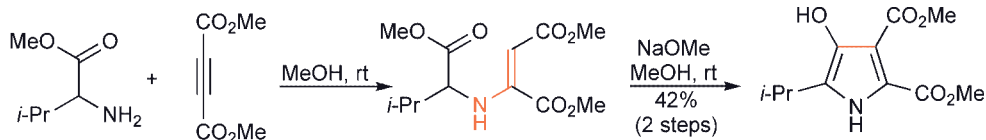


It is believed that in the mechanism, shown for Knorr's pyrrole, an N-C-2 bond is the first formed, which implies that the nitrogen becomes attached to the more electrophilic of the two carbonyl groups of the other component. Similarly, the C-3-C-4 bond is made to the more electrophilic carbonyl group of the original α -aminocarbonyl-component, where there is a choice.

Alternatives for the assembly of the α -aminocarbonyl-component in protected form include the reaction of a 2-bromo-ketone with sodium diformamide producing an α -formamido-ketone,¹⁵⁹ and the reaction of a Weinreb amide of an *N*-Cbz α -amino acid with a Grignard reagent, the release of the *N*-protection in the presence of the second component, produces the pyrrole.¹⁶⁰

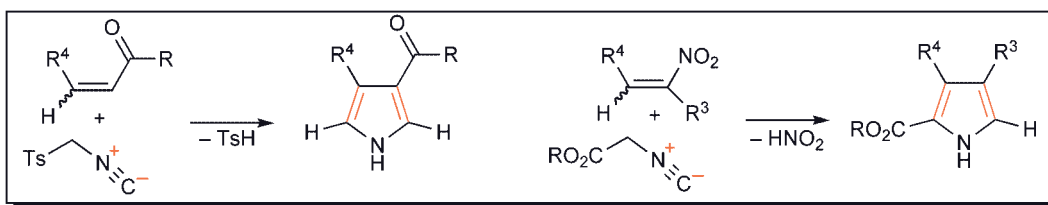


A final example in this category involves the enamines produced by addition of an α -amino acid ester to dimethyl acetylenedicarboxylate leading to 3-hydroxypyrroles by Claisen-type ring closure.¹⁶¹



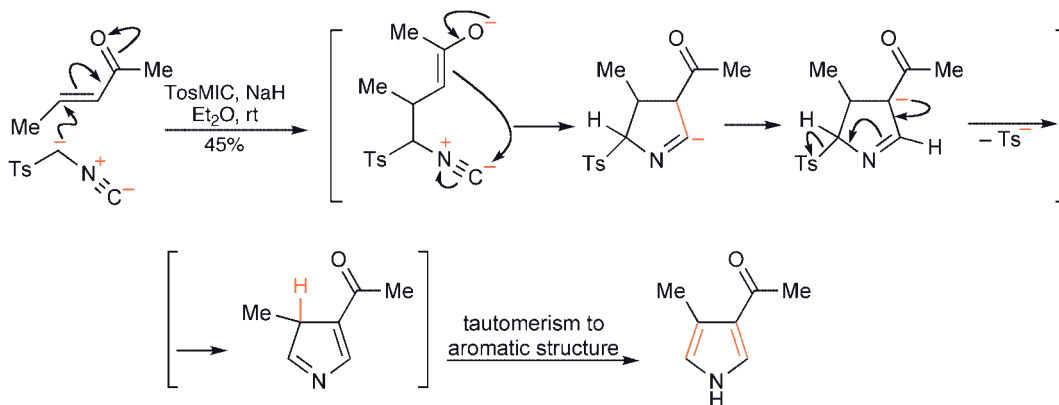
16.16.1.3 From Tosylmethyl Isocyanide and α,β -Unsaturated Esters or Ketones and from Isocyano-Acetates and α,β -Unsaturated Nitro-Compounds

Tosylmethyl isocyanide anion reacts with α,β -unsaturated esters, ketones or sulfones with loss of toluenesulfinate. Isocyano-acetates react with α,β -unsaturated nitro-compounds with loss of nitrous acid.



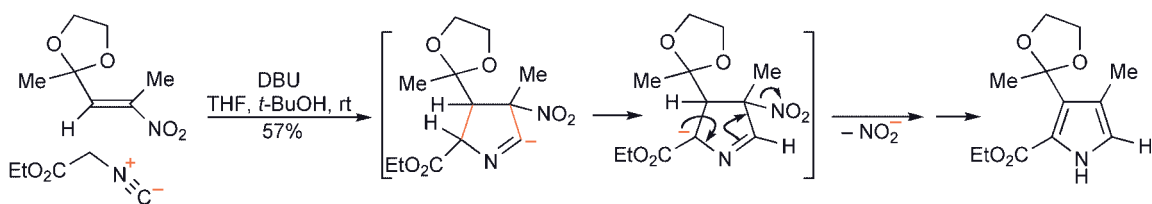
The van Leusen Synthesis

The stabilised anion of tosylmethyl isocyanide¹⁶² (TosMIC) (or of benzotriazol-1-ylmethyl isocyanide – BetMIC¹⁶³) adds in Michael fashion to unsaturated ketones and esters, with subsequent closure onto isocyanide carbon, generating the ring. Proton transfer, then elimination of toluenesulfinate generates a 3*H*-pyrrole that tautomerises to an aromatic pyrrole that is unsubstituted at both α -positions.¹⁶⁴ Addition of the TosMIC anion to unsaturated nitro-compounds gives rise to 2,5-unsubstituted-3-nitropyrroles.¹⁶⁵

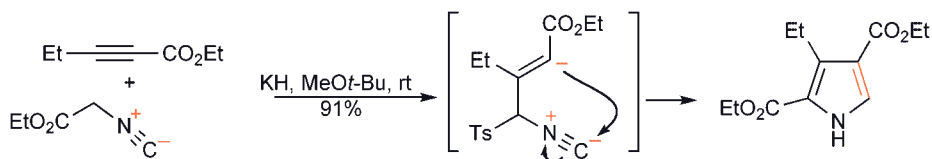


The Barton–Zard Synthesis¹⁶⁶

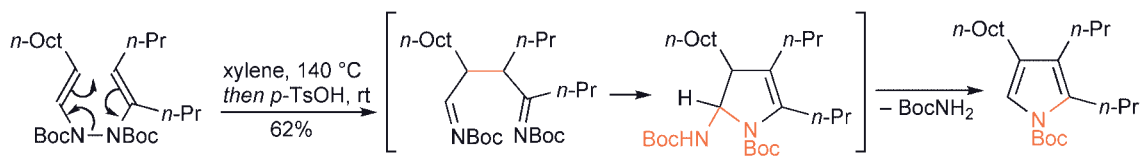
In this approach, conjugate addition of the anion from an isocyano-acetate to an α,β -unsaturated nitro-compound with eventual loss of nitrous acid, produces 5-unsubstituted pyrrole-2-esters.¹⁶⁷ The example¹⁶⁸ below shows a mechanistic sequence that can be seen to parallel that in the van Leusen synthesis. The most useful route to the α,β -unsaturated nitro-compound involves the base-catalysed condensation of an aldehyde with a nitroalkane giving an α -hydroxy-nitroalkane; it can alternatively be generated *in situ*, in the presence of the isonitrile, using diazabicycloundecane (DBU) as base on the *O*-acetate of the α -hydroxy-nitroalkane¹⁶⁹ (for an example see 16.16.2.1). The process works even when the unsaturated nitro unit is a component of a polycyclic aromatic compound.¹⁷⁰



Extrapolations and improvements to this approach continue to enlarge its usefulness – α,β -unsaturated sulfones react with isocyano-acetates and isocyano-nitriles to give pyrroles.¹⁷¹ Potassium carbonate can be used as the base,¹⁷² vinyl arenes and heteroarenes react at the side-chain double bond to give 3-aryl(hetaryl)-pyrroles,¹⁷³ and acetylenic-esters produce pyrrole-2,4-dicarboxylates, methyl *t*-butyl ether as solvent to avoid peroxides.¹⁷⁴

16.16.1.4 From Azines ($RCH_2CH=N$)₂**The Piloty–Robinson Synthesis**

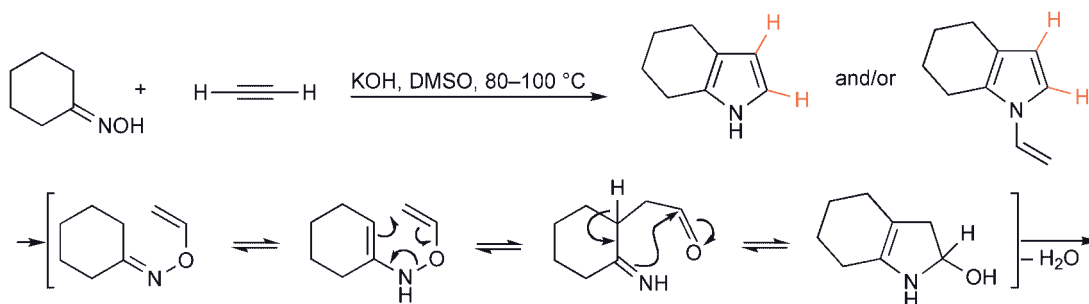
Improvements in the long-known Piloty–Robinson synthesis make it a useful approach, not only for symmetrically 3,4-disubstituted pyrroles, but also for more complex systems. In its simplest form, an aldehyde azine ($RCH_2CH=NN=CHCH_2R$) reacts with an acid chloride to generate an *N*-acyl-pyrrole carrying identical groups *R* at the 3- and 4-positions; microwave heating facilitates the process, which involves, as its key step, a 3,3-sigmatropic rearrangement.¹⁷⁵ The use of *N,N'*-di-Boc-hydrazine and two successive copper-catalysed couplings to different iodo-alkenes produces unsymmetrical hydrazine bis-enamines, leading to unsymmetrically substituted *N*-Boc-pyrroles.¹⁷⁶



16.16.1.5 From Oximes and Alkynes

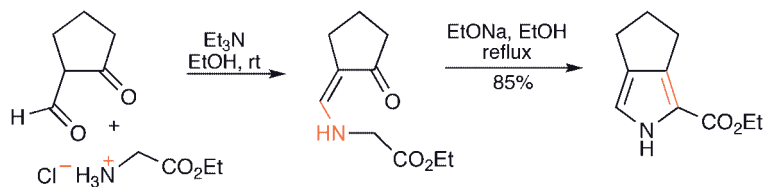
The Trofimov Synthesis¹⁷⁷

This approach, though less well known than it perhaps deserves, involves simply heating a ketoxime and acetylene in the presence of an alkali metal hydroxide, generally in DMSO. The pyrrole products are 2,3-unsubstituted. The process is simple, though it does require handling acetylene at high temperature. Conditions are available to produce either the pyrrole or, directly, an *N*-vinyl-pyrrole, complete with a protecting group on nitrogen. The scheme suggests a probable mechanism.

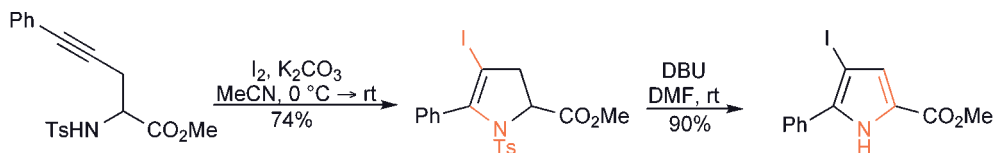
16.16.1.6 From Precursors with Four Carbons and a Nitrogen; From C_4N Units

There are a number of routes to pyrroles in which a precursor is assembled that has the four carbons and the nitrogen destined to be those of the final pyrrole, and requiring only the making of one final bond and rearrangement of double bonds into the aromatic configuration. The nature of that bond-making ring-closing step differs from one example to another.

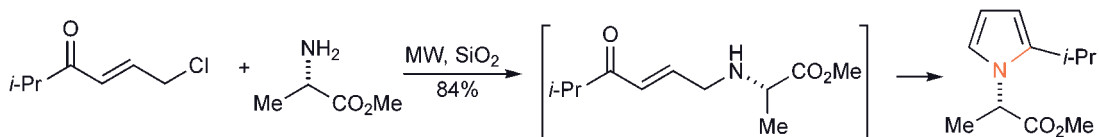
For example, condensation of a 1,3-dicarbonyl compound with ethyl glycinate, using triethylamine as base, produces an enamino-ketone, which can then be ring closed, the step in this case being an aldol condensation.¹⁷⁸



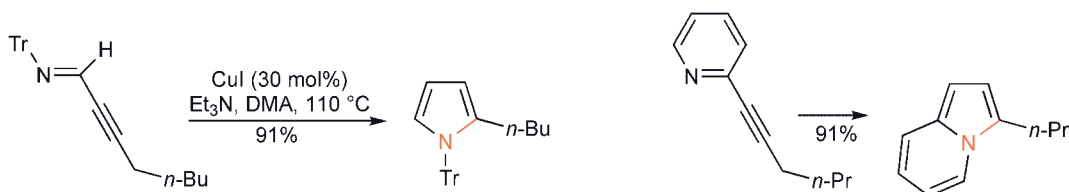
Another example is the 5-*endo-dig* closure of 4-tosylamino-alkynes, which initially generates dihydro-pyrroles, the elimination of toluenesulfinate from which produces the aromatic system.¹⁷⁹



γ -Chloro-enones react with primary amines to generate γ -amino-enones which, adsorbed on silica, cyclise on microwave irradiation.¹⁸⁰

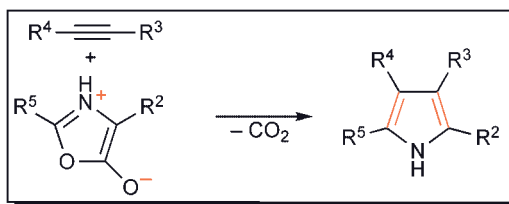


Copper-assisted cycloisomerisation of conjugated alkynyl-imines¹⁸¹ gives pyrroles, even when the imine is actually the imine 'double bond' of a pyridine.

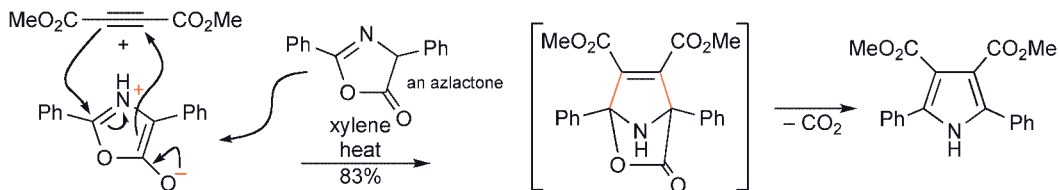


16.16.1.7 From Alkynes and Oxido-Oxazoliums¹⁸²

Dipolar cycloaddition of alkynes to mesoionic oxido-oxazoliums, followed by expulsion of carbon dioxide, yields pyrroles.



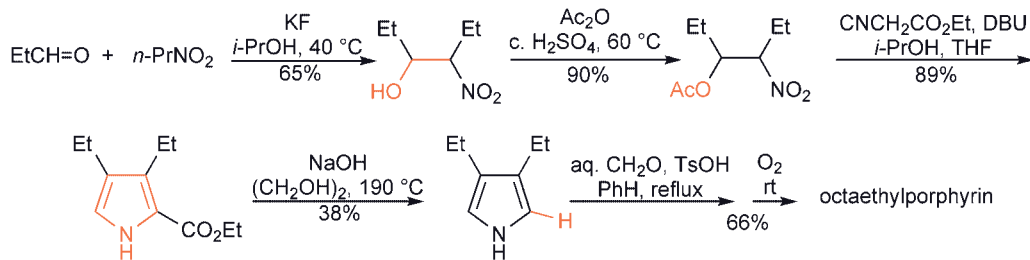
Dehydration of *N*-acylamino-acids generates azlactones; these are in equilibrium with mesoionic species, which can be trapped by reaction with alkynes, final loss of carbon dioxide giving the aromatic pyrrole.



16.16.2 Some Notable Syntheses of Pyrroles

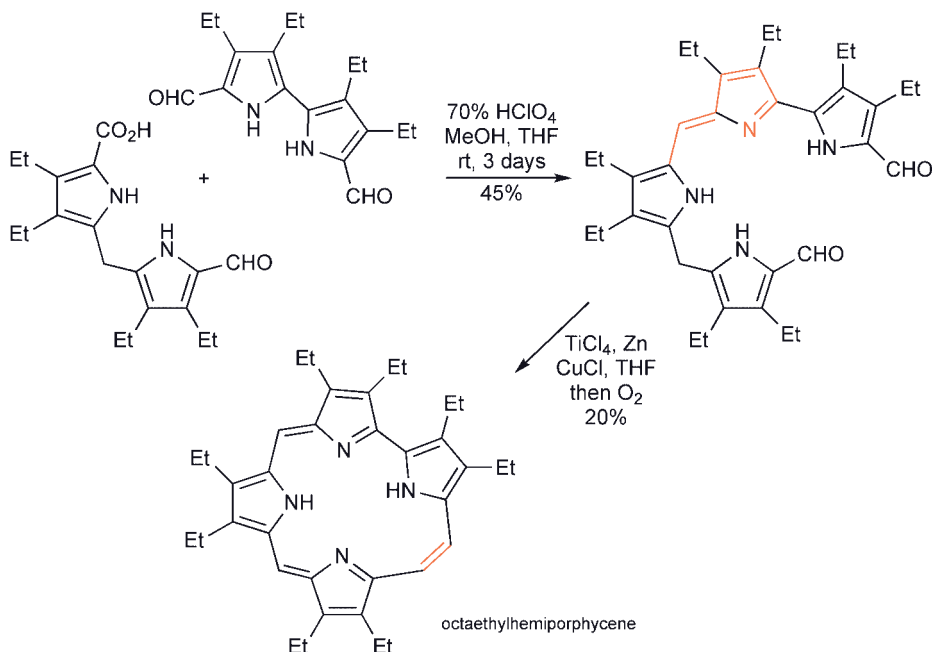
16.16.2.1 Octaethylporphyrin¹⁸³

This synthesis of octaethylporphyrin, widely used as a model compound, uses a Barton–Zard sequence and leads to a pyrrole-2-ester which is then hydrolysed and decarboxylated.

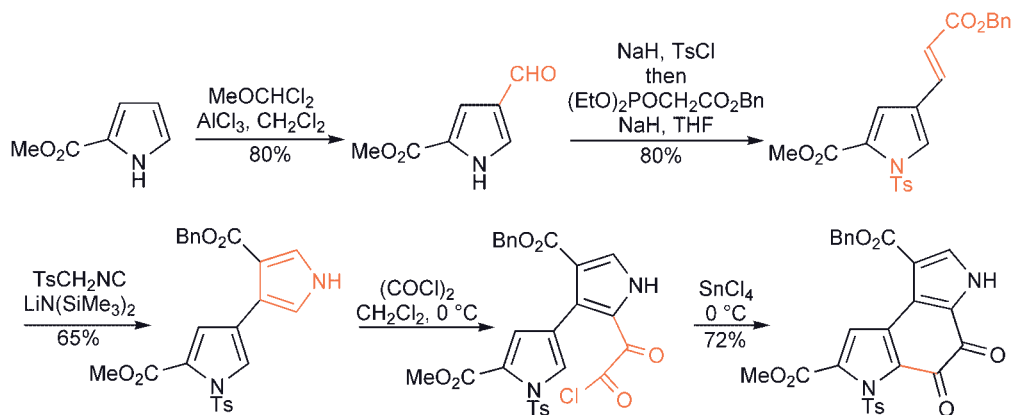


16.16.2.2 Octaethylhemiporphycene^{184,185}

All of the non-natural isomers (porphycenes) of the porphyrin ring system comprising permutations of four pyrrole rings, four methines and having an 18 π -electron main conjugation pathway, have been synthesised. The scheme below shows the use of a MacDonald condensation¹⁸⁶ to assemble a tetrapyrrole and then the use of the McMurray reaction to construct the macrocycle.¹⁸⁷

16.16.2.3 Benzo[1,2-*b*:4,3-*b'*]dipyrroles

Several ingenious approaches¹⁸⁸ have been described for the elaboration of the pyrrolo-indole unit (strictly a benzo[1,2-*b*:4,3-*b'*]dipyrrole) three of which are present in the potent anti-tumour compound CC-1065;¹⁸⁹ the approach shown here uses the van Leusen approach (16.16.1.3).¹⁹⁰



Exercises**Straightforward revision exercises (consult Chapters 15 and 16):**

- Why does pyrrole not form salts by protonation on nitrogen?
- Starting from pyrrole, how would one prepare, cleanly, 2-bromo-pyrrole, 3-bromo-pyrrole, 2-formyl-pyrrole, 3-nitro-pyrrole? (More than one step necessary in some cases.)
- What would be the structures of the products from the following reactions: (i) pyrrole with CH_2O /pyrrolidine/AcOH; (ii) pyrrole with NaH/MeI ; (iii) 1-tri-*i*-propylsilylpyrrole with LDA then $\text{Me}_3\text{CCH=O}$?
- How could one produce a 3-lithiated pyrrole?
- How could a pyrrole system be encouraged to react as a diene in Diels–Alder-type processes.
- How could pyrrole be converted into pyrrol-2-yl- CH_2CN in two steps?
- By what mechanism are pyrrole carboxylic acids readily decarboxylated on heating?
- Which ring synthesis method and what reactants would be appropriate for the synthesis of a pyrrole, unsubstituted on the ring carbons, but carrying $\text{CH}(\text{Me})(\text{CO}_2\text{Me})$ on nitrogen?
- With what reactant would ethyl acetoacetate ($\text{MeCOCH}_2\text{CO}_2\text{Et}$) need to be reacted to produce ethyl 2-methyl-4,5-diphenylpyrrole-3-carboxylate?
- With what reactant would TosMIC (TsCH_2NC) need to be reacted to produce methyl 4-ethylpyrrol-3-carboxylate?
- With what reactants would 3-nitrohex-3-ene need to be treated to produce ethyl 3,4-diethylpyrrole-2-carboxylate?

More advanced exercises:

- Two isomeric mono-nitro derivatives, $\text{C}_5\text{H}_6\text{N}_2\text{O}_2$, are formed in a ratio of 6 : 1, by treating 2-methylpyrrole with $\text{Ac}_2\text{O/HNO}_3$. What are their structures and which would you predict to be the major product?
- Write structures for the products of the following sequences: (i) pyrrole treated with Cl_3CCOCl , then the product with Br_2 , then this product with $\text{MeONa/MeOH} \rightarrow \text{C}_6\text{H}_6\text{BrNO}_2$, (ii) pyrrole treated with DMF/POCl_3 , then with MeCOCl/AlCl_3 , then finally with aq. $\text{NaOH} \rightarrow \text{C}_7\text{H}_7\text{NO}_2$, (iii) 2-chloropyrrole treated with DMF/POCl_3 , then aq. NaOH , then the product with $\text{LiAlH}_4 \rightarrow \text{C}_5\text{H}_6\text{ClN}$.
- Write structures for the products formed by the reaction of pyrrole with POCl_3 in combination with: (i) *N,N*-dimethylbenzamide; (ii) pyrrole-2-carboxylic acid *N,N*-dimethylamide; (iii) 2-pyrrolidone $\rightarrow \text{C}_8\text{H}_{10}\text{N}_2$, in each case followed by aq. NaOH .
- Treatment of 2-methylpyrrole with HCl produces a dimer, not a trimer as does pyrrole itself. Suggest a structure for the dimer, $\text{C}_{10}\text{H}_{14}\text{N}_2$, and explain the non-formation of a trimer.
- Treatment of 2,5-dimethylpyrrole with Zn/HCl gave a mixture of two isomeric products $\text{C}_6\text{H}_{11}\text{N}$: suggest structures.
- (i) Heating 1-methoxycarbonylpyrrole with diethyl acetylenedicarboxylate at 160°C produced diethyl 1-methoxycarbonylpyrrole-3,4-dicarboxylate; suggest a mechanism and a key intermediate; (ii) deduce the structure of the product, $\text{C}_{11}\text{H}_{12}\text{N}_2\text{O}_2$, resulting from successive treatment of 1-methoxycarbonylpyrrole with singlet oxygen then a mixture of 1-methylpyrrole and SnCl_2 .
- Deduce structures for the products formed at each stage by treating pyrrole successively with: (i) $\text{Me}_2\text{NH/HCHO/AcOH}$, (ii) CH_3I , (iii) piperidine in hot $\text{EtOH} \rightarrow \text{C}_{10}\text{H}_{16}\text{N}_2$.
- From a precursor that does not contain a pyrrole ring, how might one synthesise: (i) 1-*n*-propylpyrrole; (ii) 1-(thien-2-yl)pyrrole; (iii) 1-phenylsulfonylpyrrole?
- Reaction of $\text{MeCOCH}_2\text{CO}_2\text{Et}$ with HNO_2 , then a combination of Zn/AcOH and pentane-2,4-dione gave a pyrrole, $\text{C}_{11}\text{H}_{15}\text{NO}_3$. Deduce the structure of the pyrrole, write out a sequence for its formation, and suggest a route whereby it could then be converted into 2,4-dimethyl-3-ethylpyrrole.
- How might one prepare: (i) diethyl 4-methylpyrrole-2,3-dicarboxylate, (ii) ethyl 2,4,5-trimethylpyrrole-3-carboxylate; (iii) ethyl 4-amino-2-methylpyrrole-3-carboxylate; (iv) ethyl 3,4,5-trimethylpyrrole-2-carboxylate?

References

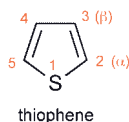
- ¹ 'The synthesis of highly functionalized pyrroles: a challenge in regioselectivity and chemical reactivity', *Synthesis*, **2007**, 3095; 'Pyrrole. From Dippel to Du Pont', Anderson, H. J., *J. Chem. Ed.*, **1995**, 72, 875; 'The chemistry of pyrroles', Jones, R. A. and Bean, G. P., Academic Press, New York, **1977**; 'Physicochemical properties of pyrroles', Jones, R. A., *Adv. Heterocycl. Chem.*, **1970**, 11, 383.
- ² 'The pyrrole pigments', Smith, K. M. In 'Rodd's Chemistry of Carbon Compounds', **1977**, Vol. IVB, and supplement, **1997**, Ch. 12.
- ³ 'Nature's pathways to the pigments of life', Battersby, A. R., *Nat. Prod. Rep.*, **1987**, 4, 77.
- ⁴ 'The colours of life. An introduction to the chemistry of porphyrins and related compounds', Milgram, L. R., Oxford University Press, Oxford, **1997**.
- ⁵ 'The synthesis of 3-substituted pyrroles from pyrrole', Anderson, H. J. and Loader, C. E., *Synthesis*, **1985**, 353.
- ⁶ Bean, G. P., *J. Chem. Soc., Chem. Commun.*, **1971**, 421; Muir, D. M. and Whiting, M. C., *J. Chem. Soc., Perkin Trans. 2*, **1975**, 1316.
- ⁷ Nguyen, V. Q. and Turecek, F., *J. Mass Spectrom.*, **1996**, 31, 1173.
- ⁸ Chiang, Y., Hinman, R. L., Theodoropoulos, S. and Whipple, E. B., *Tetrahedron*, **1967**, 23, 745.
- ⁹ Gassner, R., Krumbholz, E. and Steuber, F. W., *Justus Liebigs Ann. Chem.*, **1981**, 789.
- ¹⁰ Findlay, S. P., *J. Org. Chem.*, **1956**, 21, 644; Garrido, D. O. A., Buldain, G. and Frydman, B., *J. Org. Chem.*, **1984**, 49, 2619.
- ¹¹ Breukelman, S. P., Leach, S. E., Meakins, G. D. and Tirel, M. D., *J. Chem. Soc., Perkin Trans. 1*, **1984**, 2801.
- ¹² Ragan, J. A., Jones, B. P., Castaldi, M. J., Hill, P. D. and Makowski, T. W., *Org. Synth.*, **2002**, 78, 63.
- ¹³ Cooksey, A. R., Morgan, K. J. and Morrey, D. P., *Tetrahedron*, **1970**, 26, 5101.
- ¹⁴ Iranpoor, N., Firouzabadi, H., Nowrouzi, N. and Firouzabadi, D., *Tetrahedron Lett.*, **2006**, 47, 6879.
- ¹⁵ Doddi, G., Mencarelli, P., Razzini, A. and Stegel, F., *J. Org. Chem.*, **1979**, 44, 2321.
- ¹⁶ Muchowski, J. M. and Naef, R., *Helv. Chim. Acta*, **1984**, 67, 1168; Bray, B. L., Mathies, P. H., Naef, R., Solas, D. R., Tidwell, T. T., Artis, D. R. and Muchowski, J. M., *J. Org. Chem.*, **1990**, 55, 6317.
- ¹⁷ Terentyev, A. P., Yanovski, L. A. and Yashunskiy, V. G., *J. Gen. Chem. USSR (US translation)*, **1950**, 20, 539.
- ¹⁸ Mizuno, A., Kan, Y., Fukami, H., Kamei, T., Miyazaki, K., Matsuki, S. and Oyama, Y., *Tetrahedron Lett.*, **2000**, 41, 6605.
- ¹⁹ Janosik, T., Shirani, H., Wahlström, N., Malky, I., Stensland, D. and Bergman, J., *Tetrahedron*, **2006**, 62, 1699.
- ²⁰ Carmona, O., Greenhouse, R., Landeros, R. and Muchowski, J. M., *J. Org. Chem.*, **1980**, 45, 5336.
- ²¹ Nair, V., George, T. G., Nair, L. G. and Panicker, S. B., *Tetrahedron Lett.*, **1999**, 40, 1195.
- ²² Kakushima, M. and Frenette, R., *J. Org. Chem.*, **1984**, 49, 2025.
- ²³ Ortiz, C. and Greenhouse, R., *Tetrahedron Lett.*, **1985**, 26, 2831.
- ²⁴ Treibs, A. and Kolm, H. G., *Justus Liebigs Ann. Chem.*, **1958**, 614, 176.
- ²⁵ Cordell, G. A., *J. Org. Chem.*, **1975**, 40, 3161; Gilow, H. M. and Burton, D. E., *ibid.*, **1981**, 46, 2221.
- ²⁶ Chen, W. and Cava, M. P., *Tetrahedron Lett.*, **1987**, 28, 6025; Chen, W., Stephenson, E. K., Cava, M. P. and Jackson, Y. A., *Org. Synth.*, **1992**, 70, 151.
- ²⁷ Knight, L. W., Huffman, J. W. and Isherwood, M. L., *Synlett*, **2003**, 1993.
- ²⁸ Kozikowski, A. P. and Cheng, X.-M., *J. Org. Chem.*, **1984**, 49, 3239; Shum, P. W. and Kozikowski, A. P., *Tetrahedron Lett.*, **1990**, 31, 6785.
- ²⁹ Zonta, C., Fabris, F. and De Lucchi, O., *Org. Lett.*, **2005**, 7, 1003.
- ³⁰ Ffirstner, A., Krause, H. and Thiel, O. R., *Tetrahedron*, **2002**, 58, 6373; Knight, L. W., Huffman, J. W. and Isherwood, M. L., *Synlett*, **2003**, 1993.
- ³¹ Liu, J.-H., Chan, W.-W. and Wong, H. N. C., *J. Org. Chem.*, **2000**, 56, 3274.
- ³² Anderson, A. G. and Exner, M. M., *J. Org. Chem.*, **1977**, 42, 3952.
- ³³ Reddy, G. S., *Chem. Ind.*, **1965**, 1426.
- ³⁴ Harbuck, J. W. and Rapoport, H., *J. Org. Chem.*, **1972**, 37, 3618; Bailey, D. M., Johnson, R. E. and Albertson, N. F., *Org. Synth., Coll. Vol. VI*, **1988**, 618; Chadwick, D. J., Meakins, G. D. and Rhodes, C. A., *J. Chem. Res., (S)*, **1980**, 42; Jaramillo, D., Liu, Q., Aldrich-Wright, J. and Tor, Y., *J. Org. Chem.*, **2004**, 69, 8151.
- ³⁵ Bélanger, P., *Tetrahedron Lett.*, **1979**, 2505.
- ³⁶ Katritzky, A. R., Suzuki, K., Singh, S. K. and He, H.-Y., *J. Org. Chem.*, **2003**, 68, 5720.
- ³⁷ Vilsmeier, A. and Haack, A., *Chem. Ber.*, **1927**, 60, 119.
- ³⁸ 'The Vilsmeier reaction of fully conjugated carbocycles and heterocycles', Jones, G. and Stanforth, S. P., *Org. React.*, **1997**, 49, 1.
- ³⁹ Smith, G. F., *J. Chem. Soc.*, **1954**, 3842; Silverstein, R. M., Ryskiewicz, E. E. and Willard, C., *Org. Synth., Coll. Vol. IV*, **1963**, 831; de Groot, J. A., Gorter-La Roy, G. M., van Koevinge, J. A. and Lugtenburg, J., *Org. Prep. Proc. Int.*, **1981**, 13, 97.
- ⁴⁰ Jugie, G., Smith, J. A. S. and Martin, G. J., *J. Chem. Soc., Perkin Trans. 2*, **1975**, 925.
- ⁴¹ Chadwick, D. J. and Hodgson, S. T., *J. Chem. Soc., Perkin Trans. 1*, **1983**, 93.
- ⁴² Simchen, G. and Majchrzak, M. W., *Tetrahedron Lett.*, **1985**, 26, 5035.
- ⁴³ Rapoport, H. and Castagnoli, N., *J. Am. Chem. Soc.*, **1962**, 84, 2178; Oishi, T., Hirama, M., Sita, L. R. and Masamune, S., *Synthesis*, **1991**, 789.
- ⁴⁴ Kimbaris, A. and Varvounis, G., *Tetrahedron*, **2000**, 56, 9675; Gracia, S., Schulz, J., Pellet-Rostaing, S. and Lemaire, M., *Synlett*, **2008**, 1852.
- ⁴⁵ Song, C., Knight, D. W. and Whatton, M. A., *Tetrahedron Lett.*, **2004**, 45, 9573.
- ⁴⁶ Tani, M., Ariyasu, T., Nishiyama, S., Hagiwara, H., Watanabe, T., Yokoyama, Y. and Murakami, Y., *Chem. Pharm. Bull.*, **1996**, 44, 48.
- ⁴⁷ Cadamuro, S., Degani, I., Dughera, S., Fochi, R., Gatti, A. and Piscopo, L., *J. Chem. Soc., Perkin Trans. 1*, **1993**, 273.
- ⁴⁸ Hong, F., Zaidi, J., Pang, Y.-P., Cusack, B. and Richelson, E., *J. Chem. Soc., Perkin Trans. 1*, **1997**, 2997.
- ⁴⁹ An, L.-T., Zou, J.-P., Zhang, L.-L. and Zhang, Y., *Tetrahedron Lett.*, **2007**, 48, 4297.
- ⁵⁰ Yadav, J. S., Abraham, S., Reddy, B. V. S. and Sabitha, G., *Tetrahedron Lett.*, **2001**, 42, 8063.
- ⁵¹ Paras, N. A. and MacMillan, W. C., *J. Am. Chem. Soc.*, **2001**, 123, 4370.
- ⁵² Hayakawa, K., Yodo, M., Ohsuki, S. and Kanematsu, K., *J. Am. Chem. Soc.*, **1984**, 106, 6735.
- ⁵³ Gregorovich, B. V., Liang, K. S. Y., Clugston, D. M. and MacDonald, S. F., *Can. J. Chem.*, **1968**, 46, 3291.
- ⁵⁴ Fischer, H. and Schubert, F., *Hoppe-Seyler's Z. Physiol. Chem.*, **1926**, 155; 88.
- ⁵⁵ Wang, Q. M. and Bruce, D. W., *Synlett*, **1995**, 1267.
- ⁵⁶ Taniguchi, S., Hasegawa, H., Nishimura, M. and Takahashi, M., *Synlett*, **1999**, 73.

- ⁵⁷ Rothmund, P. and Gage, C. L., *J. Am. Chem. Soc.*, **1955**, *77*, 3340; Corwin, A. H., Chivvis, A. B. and Storm, C. B., *J. Org. Chem.*, **1964**, *29*, 3702.
- ⁵⁸ Gonsalvez, A. M. d' A. R., Varejão, J. M. T. B. and Pereira, M. M., *J. Heterocycl. Chem.*, **1991**, *28*, 635.
- ⁵⁹ Smith, B. M., Kean, S. D., Wyatt, M. F. and Graham, A. E., *Synlett*, **2008**, 1953; Lucas, R., Vergnaud, J., Teste, K., Zerrouki, R., Sol, V. and Krausz, P., *Tetrahedron Lett.*, **2008**, *49*, 5537.
- ⁶⁰ Dogutan, D. K., Ptaszek, M. and Lindsey, J. S., *J. Org. Chem.*, **2007**, *72*, 5008.
- ⁶¹ Hanck, A. and Kutscher, W., *Z. Physiol. Chem.*, **1964**, *338*, 272.
- ⁶² Fuhlhage, D. W. and VanderWerf, C. A. *J. Am. Chem. Soc.*, **1958**, *80*, 6249.
- ⁶³ Temelli, B. and Unaleroğlu, C., *Tetrahedron Lett.*, **2005**, *46*, 7941.
- ⁶⁴ 'The acid-catalysed polymerisation of pyrroles and indoles', Smith, G. F., *Adv. Heterocycl. Chem.*, **1963**, *2*, 287; Zhao, Y., Beddoes, R. L. and Joule, J. A., *J. Chem. Res.*, (S), **1997**, 42–43; (M), **1997**, 0401–0429.
- ⁶⁵ 'The oxidation of monocyclic pyrroles', Gardini, G. P., *Adv. Heterocycl. Chem.*, **1973**, *15*, 67.
- ⁶⁶ Thyraun, T. and Lightner, D. A., *Tetrahedron Lett.* **1995**, *36*, 4345; *ibid.*, **1996**, *37*, 315; Moreno-Vargas, A. J., Robina, I., Fernández-Bolaños, J. G. and Fuentes, J., *ibid.*, **1998**, *39*, 9271.
- ⁶⁷ Dohi, T., Morimoto, K., Maruyama, A. and Kita, Y., *Org. Lett.*, **2006**, *8*, 2007.
- ⁶⁸ Doddi, G., Mercarelli, P. and Stegel, F., *J. Chem. Soc., Chem. Commun.*, **1975**, 273; Di Lorenzo, A. D., Mercarelli, P. and Stegel, F., *J. Org. Chem.*, **1986**, *51*, 2125.
- ⁶⁹ Franco, F., Greenhouse, R. and Muchowski, J. M., *J. Org. Chem.*, **1982**, *47*, 1682.
- ⁷⁰ De Rosa, M., *J. Org. Chem.*, **1982**, *47*, 1008.
- ⁷¹ Grehn, L. and Ragnarsson, U., *Angew. Chem., Int. Ed. Engl.*, **1984**, *23*, 296.
- ⁷² Hobbs, C. F., McMillin, C. K., Papadopoulos, E. P. and VanderWerf, C. A., *J. Am. Chem. Soc.*, **1962**, *84*, 43.
- ⁷³ Heaney, H. and Ley, S. V., *J. Chem. Soc., Perkin Trans. 1*, **1973**, 499.
- ⁷⁴ Santaniello, E., Farachi, C., and Ponti, F., *Synthesis*, **1979**, 617.
- ⁷⁵ Jonczyk, A. and Makosza, M., *Rocz. Chem.*, **1975**, *49*, 1203; Wang, N.-C., Teo, K.-E. and Anderson, H. J., *Can. J. Chem.*, **1977**, *55*, 4112; Hamaide, T., *Synth. Commun.*, **1990**, 2913.
- ⁷⁶ Jorapur, Y. R., Jeong, J.M. and Chi, D. Y., *Tetrahedron Lett.*, **2006**, *47*, 2435.
- ⁷⁷ Hynes, J., Doubleday, W. W., Dyckman, A. J., Godfrey, J. D., Grosso, J. A., Kiau, S. and Leftheris, K., *J. Org. Chem.*, **2004**, *69*, 1368.
- ⁷⁸ Bhattacharya, A., Patel, N. C., Plata, R. E., Peddicord, M., Ye, Q., Parlanti, L., Palaniswamy, V. A. and Grosso, J. A., *Tetrahedron Lett.*, **2006**, *47*, 5341.
- ⁷⁹ Skell, P. S. and Bean, G. P., *J. Am. Chem. Soc.*, **1962**, *84*, 4655; Bean, G. P., *J. Heterocycl. Chem.*, **1965**, *2*, 473.
- ⁸⁰ Schloemer, G. C., Greenhouse, R. and Muchowski, J. M., *J. Org. Chem.*, **1994**, *59*, 5230.
- ⁸¹ Nicolau, C., Claremon, D. A. and Papahatjis, D. P., *Tetrahedron Lett.*, **1981**, *22*, 4647.
- ⁸² Brittain, J. M., Jones, R. A., Arques, J. S. and Saliente, T. A., *Synth. Commun.*, **1982**, 231.
- ⁸³ 'Pyrrole protection', Jolicoeur, B., Chapman, E. E., Thompson, A. and Lubell, W. D., *Tetrahedron*, **2006**, *62*, 11531.
- ⁸⁴ Hasan, I., Marinelli, E. R., Lin, L.-C. C., Fowler, F. W. and Levy, A. B., *J. Org. Chem.*, **1981**, *46*, 157; Grieb, J. G. and Ketcha, D. M., *Synth. Commun.*, **1995**, *25*, 2145.
- ⁸⁵ Katritzky, A. R. and Akutagawa, K., *Org. Prep. Proc. Int.*, **1988**, *20*, 585.
- ⁸⁶ Edwards, M. P., Doherty, A. M., Ley, S. V. and Organ, H. M., *Tetrahedron*, **1986**, *42*, 3723; Muchowski, J. M. and Solas, D. R., *J. Org. Chem.*, **1984**, *49*, 203.
- ⁸⁷ Gharpure, M., Stoller, A., Bellamy, F., Firna, G. and Snieckus, V., *Synthesis*, **1991**, 1079.
- ⁸⁸ Bergauer, M. and Gmeiner, P., *Synthesis*, **2001**, 2281.
- ⁸⁹ Chadwick, D. J., *J. Chem. Soc., Chem. Commun.*, **1974**, 790; Chadwick, D. J. and Willbe, C., *J. Chem. Soc., Perkin Trans. 1*, **1977**, 887; Chadwick, D. J., McKnight, M. V. and Ngochindo, R., *ibid.*, **1982**, 1343.
- ⁹⁰ Groenedaal, L., M. E. Van Loo, M. E., Vekemans, J. A. J. M. and Meijer, E. W., *Synth. Commun.*, **1995**, *25*, 1589.
- ⁹¹ Grieb, J. G. and Ketcha, D. M., *Synth. Commun.*, **1995**, *25*, 2145.
- ⁹² Alvarez, A., Guzmán, A., Ruiz, A., Velarde, E. and Muchowski, J. M., *J. Org. Chem.*, **1992**, *57*, 1653.
- ⁹³ Aboutayab, K., Cadick, S., Jenkins, K., Joshi, S. and Khan, S., *Tetrahedron*, **1996**, *52*, 11329.
- ⁹⁴ Byers, J. H., Duff, M. P. and Woo, G. W., *Tetrahedron Lett.*, **2003**, *44*, 6853.
- ⁹⁵ Guadarrama-Morales, O., Méndez, F. and Miranda, L. D., *Tetrahedron Lett.*, **2007**, *48*, 4515.
- ⁹⁶ Dohi, T., Morimoto, K., Ito, M. and Kita, Y., *Synthesis*, **2007**, 2913.
- ⁹⁷ Hudson, C. B. and Robertson, A. V., *Tetrahedron Lett.*, **1967**, 4015; Ketcha, D. M., Carpenter, K. P. and Zhou, Q., *J. Org. Chem.*, **1991**, *56*, 1318.
- ⁹⁸ Andrews, L. H. and McElvain, S. M., *J. Am. Chem. Soc.*, **1929**, *51*, 887; Kaiser, H.-P. and Muchowski, J. M., *J. Org. Chem.*, **1984**, *49*, 4203; Jefford, C. W., Sienkiewicz, K. and Thornton, S. R., *Helv. Chim. Acta*, **1995**, *78*, 1511; Hext, N. M., Hansen, J., Blake, A. J., Hibbs, D. E., Hursthouse, M. B., Shishkin, O. V. and Mascal, M., *J. Org. Chem.*, **1998**, *63*, 6016.
- ⁹⁹ Donohoe, T. J. and Guyo, P. M., *J. Org. Chem.*, **1996**, *61*, 7664; Donohoe, T. J., Guyo, P. M., Beddoes, R. L. and Helliwell, M., *J. Chem. Soc., Perkin Trans. 1*, **1998**, 667; Donohoe, T. J., Guyo, P. M. and Helliwell, M., *Tetrahedron Lett.*, **1999**, *40*, 435; Donohoe, T. J. and House, D., *J. Org. Chem.*, **2002**, *67*, 5015.
- ¹⁰⁰ Wittig, G. and Reichel, B., *Chem. Ber.*, **1963**, *96*, 2851.
- ¹⁰¹ 'Chemistry of 7-azabicyclo[2.2.1]hepta-2,5-dienes, 7-azabicyclo[2.2.1]hept-2-enes and 7-azabicyclo[2.2.1]heptanes', Chen, Z. and Trudell, M. L., *Chem. Rev.*, **1996**, *96*, 1179.
- ¹⁰² Anderson, P. S., Christy, M. E., Lundell, G. F. and Ponticello, G. S., *Tetrahedron Lett.*, **1975**, 2553.
- ¹⁰³ Kotsuki, H., Mori, Y., Nishizawa, H., Ochi, M. and Matsuoka, K., *Heterocycles*, **1982**, *19*, 1915.
- ¹⁰⁴ Kitzing, R., Fuchs, R., Joyeux, M. and Prinzbach, H., *Helv. Chim. Acta*, **1968**, *51*, 888.
- ¹⁰⁵ Bansal, R. C., McCulloch, A. W. and McInnes, A. G., *Can. J. Chem.*, **1969**, *47*, 2391; *ibid.* **1970**, *48*, 1472.
- ¹⁰⁶ Zhang, C. and Trudell, M. L., *J. Org. Chem.*, **1996**, *61*, 7189; Pavri, N. P. and Trudell, M. L., *Tetrahedron Lett.*, **1997**, *38*, 7993.
- ¹⁰⁷ Lautens, M., Fagnou, K. and Zunic, V., *Org. Lett.*, **2002**, *4*, 3465.

- ¹⁰⁸ Lightner, D. A., Bisacchi, G. S. and Norris, R. D., *J. Am. Chem. Soc.*, **1976**, 98, 802; Natsume, M. and Muratake, H., *Tetrahedron Lett.*, **1979**, 3477.
- ¹⁰⁹ Rosa, C. D., Kneetman, M. and Mancini, P., *Tetrahedron Lett.*, **2007**, 48, 1435.
- ¹¹⁰ Chrétien, A., Chataigner, I. and Piettre, S. R., *Tetrahedron*, **2005**, 61, 7907.
- ¹¹¹ Li, J.-H. and Snyder, J. K., *J. Org. Chem.*, **1993**, 58, 516.
- ¹¹² 'Cycloaddition reactions with vinyl heterocycles', Sepúlveda-Arques, J., Abarca-González, B. and Medio-Simón, *Adv. Heterocycl. Chem.*, **1995**, 63, 339.
- ¹¹³ Xiao, D. and Ketcha, D. M., *J. Heterocycl. Chem.*, **1995**, 32, 499.
- ¹¹⁴ Jones, R. C. and Rees, C. W., *J. Chem. Soc. (C)*, **1969**, 2249; Gambacorta, Nicoletti, R., Cerrini, S., Fedeli, W. and Gavuzzo, E., *Tetrahedron Lett.*, **1978**, 2439.
- ¹¹⁵ de Angelis, F., Gambacorta, A. and Nicoletti, R., *Synthesis*, **1976**, 798.
- ¹¹⁶ Maryanoff, B. E., *J. Org. Chem.*, **1979**, 44, 4410; Pomeranz, M. and Rooney, P., *J. Org. Chem.*, **1988**, 53, 4374.
- ¹¹⁷ Hedley, S. J., Ventura, D. L., Dominiak, P. M., Nygren, C. L. and Davies, H. M. L., *J. Org. Chem.*, **2006**, 71, 5349.
- ¹¹⁸ Böhm, C., Schinnerl, M., Bubert, C., Zabel, M., Labahn, T., Parisini, E. and Reiser, O., *Eur. J. Org. Chem.*, **2000**, 2955.
- ¹¹⁹ H. M. L. Davies, E. Saikali and W. B. Young, *J. Org. Chem.*, **1991**, 56, 5696; Davies, H. M. L., Julius, J., Matasi, J. J., Hodges, L. M., Huby, N. J. S., Thornley, C., Kong, N. and Houser, J. H., *J. Org. Chem.*, **1997**, 62, 1095.
- ¹²⁰ 'Photochemical reactions involving pyrroles, Parts I and II', D'Auria, M., *Heterocycles*, **1996**, 43, 1305 & 1529.
- ¹²¹ Hiraoka, H., *J. Chem. Soc., Chem. Commun.*, **1970**, 1306; Barltrop, J. A., Day, A. C. and Ward, R. W., *ibid.*, **1978**, 131.
- ¹²² Herz, W. and Tocker, S., *J. Am. Chem. Soc.*, **1955**, 77, 6353; Herz, W., Dittmer, K. and Cristol, S. J., *ibid.*, **1948**, 70, 504.
- ¹²³ Greenhouse, R., Ramirez, C. and Muchowski, J. M., *J. Org. Chem.*, **1985**, 50, 2961; Schumacher, D. P. and Hall, S. S., *ibid.*, **1981**, 46, 5060.
- ¹²⁴ Ketcha, D. M., Carpenter, K. P., Atkinson, S. T. and Rajagopalan, H. R., *Synth. Commun.*, **1990**, 20, 1647.
- ¹²⁵ Carson, J. R. and Davis, N. M., *J. Org. Chem.*, **1981**, 46, 839.
- ¹²⁶ e.g., Badger, G. M., Harris, R. L. N. and Jones, R. A., *Aust. J. Chem.*, **1964**, 17, 1022 and Lancaster, R. E. and VanderWerf, C. A., *J. Org. Chem.*, **1958**, 23, 1208.
- ¹²⁷ Dunn, G. E. and Lee, G. K. J., *Can. J. Chem.*, **1971**, 49, 1032.
- ¹²⁸ Nikitin, E. B., Nelson, M. J. and Lightner, D. A., *J. Heterocycl. Chem.*, **2007**, 44, 739.
- ¹²⁹ Anderson, H. J. and Lee, S.-F., *Can. J. Chem.*, **1965**, 43, 409.
- ¹³⁰ Norris, R. D. and Lightner, D. A., *J. Heterocycl. Chem.*, **1979**, 16, 263.
- ¹³¹ Thyrann, T. and Lightner, D. A., *Tetrahedron Lett.*, **1996**, 37, 315.
- ¹³² Khan, M. K. A. and Morgan, K. J., *Tetrahedron*, **1965**, 21, 2197; Williams, A. and Salvadori, G., *J. Chem. Soc., Perkin Trans. 2*, **1972**, 883.
- ¹³³ Bocchi, V., Chierichi, L., Gardini, G. P. and Mondelli, R., *Tetrahedron*, **1970**, 26, 4073.
- ¹³⁴ Casiraghi, G., Rasso, G., Spanu, P. and Pinna, L., *J. Org. Chem.*, **1992**, 57, 3760; *idem*, *Tetrahedron Lett.*, **1994**, 35, 2423; 'Furan-, pyrrole-, and thiophene-based silyoxydienes for synthesis of densely functionalised homochiral compounds', Casiraghi, G. and Rasso, G., *Synthesis*, **1995**, 607.
- ¹³⁵ Momose, T., Tanaka, T., Yokota, T., Nagamoto, N. and Yamada, K., *Chem. Pharm. Bull.*, **1979**, 27, 1448.
- ¹³⁶ 'Synthesis of amino derivatives of five-membered heterocycles by Thorpe-Ziegler cyclisation', Granik, V. G., Kadushkin, A. V. and Liebscher, J., *Adv. Heterocycl. Chem.*, **1998**, 72, 79.
- ¹³⁷ De Rosa, M., Issac, R. P. and Houghton, G., *Tetrahedron Lett.*, **1995**, 36, 9261.
- ¹³⁸ Fu, L. and Gribble, G. W., *Tetrahedron Lett.*, **2007**, 48, 9155.
- ¹³⁹ Fu, L. and Gribble, G. W., *Tetrahedron Lett.*, **2008**, 49, 3545.
- ¹⁴⁰ 'Recent synthetic methods for pyrroles and pyrrolenines (2*H*- or 3*H*-pyrroles)', Patterson, J. M., *Synthesis*, **1976**, 281.
- ¹⁴¹ Bishop, W. S., *J. Am. Chem. Soc.*, **1945**, 67, 2261.
- ¹⁴² Knorr, L., *Chem. Ber.*, **1884**, 17, 1635.
- ¹⁴³ For one of several methods for the synthesis of 1,4-dicarbonyl compounds see: Wedler, C. and Schick, H., *Synthesis*, **1992**, 543.
- ¹⁴⁴ Amarnath, V., Anthony, D. C., Amarnath, K., Valentine, W. M., Wetteran, L. A. and Graham, D. G., *J. Org. Chem.*, **1991**, 56, 6924.
- ¹⁴⁵ Young, D. M. and Allen, C. F. H., *Org. Synth., Coll. Vol. II*, **1943**, 219.
- ¹⁴⁶ Danks, T. N., *Tetrahedron Lett.*, **1999**, 40, 3957.
- ¹⁴⁷ Banik, B. K., Samajdar, S. and Banik, I., *J. Org. Chem.*, **2004**, 69, 213.
- ¹⁴⁸ Rousseau, B., Nydegger, E., Gossauer, A., Bennau-Skalmowski, B. and Vorbrüggen, H., *Synthesis*, **1996**, 1336.
- ¹⁴⁹ Veitch, G. E., Bridgwood, K. L., Rands-Trevor, K. and Ley, S. V., *Synlett*, **2008**, 2597.
- ¹⁵⁰ Elming, N. and Clauson-Kaas, N., *Acta Chem. Scand.*, **1952**, 6, 867.
- ¹⁵¹ Lee, S. D., Brook, M. A. and Chan, T. H., *Tetrahedron Lett.*, **1983**, 1569; Chan T. H. and Lee, S. D., *J. Org. Chem.*, **1983**, 48, 3059.
- ¹⁵² Lee, C. K., Jun, J. H. and Yu, J. S., *J. Heterocycl. Chem.*, **2000**, 37, 15; Fürstner, A., Manne, U., Seidel, G. and Laurich, D., *Org. Synth.*, **2006**, 83, 103.
- ¹⁵³ Abid, M., Teixeira, L. and Török, B., *Tetrahedron Lett.*, **2007**, 48, 4047.
- ¹⁵⁴ McLeod, M., Boudreault, N. and Leblanc, Y., *J. Org. Chem.*, **1996**, 61, 1180.
- ¹⁵⁵ Josey, A. D., *Org. Synth., Coll. Vol. V*, **1973**, 716; Jefford, C. W., Thornton, S. R. and Sienkiewicz, K., *Tetrahedron Lett.* **1994**, 35, 3905; Fang, V., Leysend, D. and Ottenheim, H. C. J., *Synth. Commun.*, **1995**, 25, 1857.
- ¹⁵⁶ Okada, E., Masuda, R., Hojo, M. and Yoshida, R., *Heterocycles*, **1992**, 34, 1435.
- ¹⁵⁷ Treibs, A., Schmidt, R. and Zinsmeister, R., *Chem. Ber.*, **1957**, 90, 79.
- ¹⁵⁸ Fischer, H., *Org. Synth., Coll. Vol. II*, **1943**, 202.
- ¹⁵⁹ Yinglin, H. and Hongwer, H., *Synthesis*, **1990**, 615.
- ¹⁶⁰ Hamby, J. M. and Hodges, J. C., *Heterocycles*, **1993**, 35, 843.
- ¹⁶¹ Kolar, P. and Tisler, M., *Synth. Commun.*, **1994**, 24, 1887.
- ¹⁶² 'Synthetic uses of tosylmethyl isocyanide (TosMIC)', van Leusen, D. and van Leusen, A. M., *Org. React.*, **2001**, 57, 417.
- ¹⁶³ Katritzky, A. R., Cheng, D. and Musgrave, R. P., *Heterocycles*, **1997**, 44, 67.

- ¹⁶⁴ Hoppe, D., *Angew. Chem., Int. Ed. Engl.*, **1974**, *13*, 789; van Leusen, A. M., Siderius, H., Hoogenboom, B. E. and van Leusen, D., *Tetrahedron Lett.*, **1972**, 5337; Possel, O. and van Leusen, A. M., *Heterocycles*, **1977**, *7*, 77; Parvi, N. P. and Trudell, M. L., *J. Org. Chem.*, **1997**, *62*, 2649; for a related process see Houwing H. A. and van Leusen, A. M., *J. Heterocycl. Chem.*, **1981**, *18*, 1127.
- ¹⁶⁵ Ono, T., Muratani, E. and Ogawa, T., *J. Heterocycl. Chem.*, **1991**, *28*, 2053.
- ¹⁶⁶ 'Barton-Zard pyrrole synthesis and its application to synthesis of porphyrins, polypyrroles and dipyrromethene dyes', Ono, N., *Heterocycles*, **2008**, *75*, 243.
- ¹⁶⁷ Barton, D. H. R., Kervagoret, J. and Zard, S. Z., *Tetrahedron*, **1990**, *46*, 7587.
- ¹⁶⁸ Boëlle, J., Schneider, R., Gérardin, P. and Loubinoux, B., *Synthesis*, **1997**, 1451.
- ¹⁶⁹ Lash, T. D., Belletini, J. R., Bastian, J. A. and Couch, K. B., *Synthesis*, **1994**, 170.
- ¹⁷⁰ Ono, N., Hironaga, H., Ono, K., Kaneko, S., Murashima, T., Ueda, T., Tsukamura, C. and Ogawa, T., *J. Chem. Soc., Perkin Trans. 1*, **1996**, 417.
- ¹⁷¹ Abel, Y., Haake, E., Haake, G., Schmidt, W., Struve, D., Walter, A. and Montforts, F.-P., *Helv. Chim. Acta*, **1998**, *81*, 1978.
- ¹⁷² Bobál, P. and Lightner, D. A., *J. Heterocycl. Chem.*, **2001**, *38*, 527.
- ¹⁷³ Smith, N. D., Huang, D. and Cosford, N. D. P., *Org. Lett.*, **2002**, *4*, 3537.
- ¹⁷⁴ Bhattacharya, A., Cheruki, S., Plata, R. E., Patel, N., Tamez, V., Grosso, J. A., Peddicord, M. and Palaniswamy, V. A., *Tetrahedron Lett.*, **2006**, *47*, 5481.
- ¹⁷⁵ Milgram, B. C., Eskildsen, K., Richter, S. M., Scheidt, W. R. and Scheidt, K. A., *J. Org. Chem.*, **2007**, *72*, 3941.
- ¹⁷⁶ Rivero, M. R. and Buchwald, S. L., *Org. Lett.*, **2007**, *9*, 973.
- ¹⁷⁷ Trofimov, B. A., *Adv. Heterocycl. Chem.*, **1990**, *51*, 177.
- ¹⁷⁸ Mataka, S., Takahashi, K., Tsuda, Y. and Tashiro, M., *Synthesis*, **1982**, 157; Walizei G. H. and Breitmaier, E., *ibid.*, **1989**, 337; Hombrecher H. K. and Horter, G., *ibid.*, **1990**, 389.
- ¹⁷⁹ Knight, D. W., Redfern, A. L. and Gilmore, J., *Chem. Commun.*, **1998**, 2207.
- ¹⁸⁰ Aydogan, F. and Demir, A. S., *Tetrahedron*, **2005**, *61*, 3019.
- ¹⁸¹ Kel'in, A. V., Sromek, A. W. and Gevorgyan, V., *J. Am. Chem. Soc.*, **2001**, *123*, 2074.
- ¹⁸² Bayer, H. O., Gotthard, H. and Huisgen, R., *Chem. Ber.*, **1970**, *103*, 2356; Huisgen, R., Gotthard, H., Bayer, H. O. and Schafer, F. C., *ibid.*, 2611; Padwa, A., Burgess, E. M., Gingrich, H. L. and Roush, D. M., *J. Org. Chem.*, **1982**, *47*, 786.
- ¹⁸³ Sessler, J. L., Mozaffari, A. and Johnson, M. R., *Org. Synth.*, **1992**, *70*, 68.
- ¹⁸⁴ 'Novel porphyrinoid macrocycles and their metal complexes', Vogel, E., *J. Heterocycl. Chem.*, **1996**, *33*, 1461.
- ¹⁸⁵ Sessler, J. L. and Weghorn, S. J., 'Expanded, contracted, and isomeric porphyrins', Pergamon, Oxford, **1997**.
- ¹⁸⁶ G. P. Arsenault, E. Bullock and S. F. MacDonald, *J. Am. Chem. Soc.*, **1960**, *82*, 4384.
- ¹⁸⁷ E. Vogel, M. Bröring, S. J. Weghorn, P. Scholz, R. Deponate, J. Lex, H. Schmickler, K. Schaffner, S. E. Braslavsky, M. Müller, S. Pörting, C. J. Fowler and J. C. Sessler, *Angew. Chem., Int. Ed. Engl.*, **1997**, *36*, 1651.
- ¹⁸⁸ 'CC-1065 and the duocarmycins: synthetic studies', Boger, D. C., Boyce, C. W., Garbaccio, R. M. and Goldberg, J. A., *Chem. Rev.*, **1997**, *97*, 787.
- ¹⁸⁹ 'The chemistry, mode of action and biological properties of CC 1065', Reynolds, V. L., McGovern, J. P. and Hurley, L. H., *J. Antibiotics*, **1986**, *39*, 319.
- ¹⁹⁰ Carter, P., Fitzjohn, S., Halazy, S. and Magnus, P., *J. Am. Chem. Soc.*, **1987**, *109*, 2711.

Thiophenes: Reactions and Synthesis



The simple thiophenes¹ are stable liquids that closely resemble the corresponding benzene compounds in boiling points and even in smell. They occur in coal-tar distillates – the discovery of thiophene in coal-tar benzene provides one of the classic anecdotes of organic chemistry. In the early days, colour reactions were of great value in diagnosis: an important one for benzene involved the production of a blue colour on heating with isatin (see 17.1.1.7) and concentrated sulfuric acid. In 1882, during a lecture-demonstration by Viktor Meyer before an undergraduate audience, this test failed, no doubt to the delight of everybody except the professor, and especially except the professor's lecture assistant. An inquiry revealed that the lecture assistant had run out of commercial benzene and had provided a sample of benzene that he had prepared by decarboxylation of pure benzoic acid. It was thus clear that commercial benzene contained an impurity and that it was this, not benzene, that was responsible for the colour reaction. In subsequent investigations, Meyer isolated the impurity via its sulfonic-acid derivative and showed it to be the first representative of a then new ring system, which was named thiophene from theion, the Greek word for sulfur, and another Greek word phaino which means shining, a root first used in phenic acid (phenol) because of its occurrence in coal tar, a by-product of the manufacture of 'illuminating gas'.

17.1 Reactions with Electrophilic Reagents

17.1.1 Substitution at Carbon

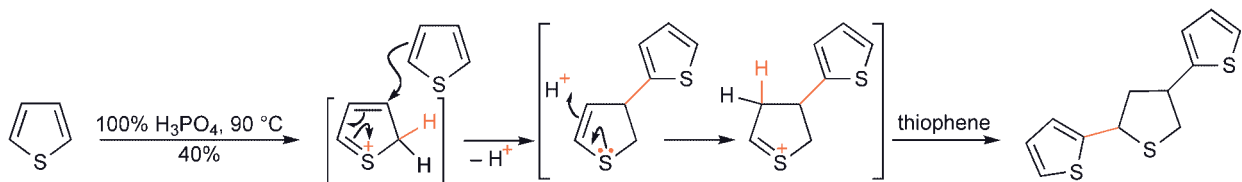
17.1.1.1 Protonation

Thiophene is stable to all but very strongly acidic conditions, so many reagent combinations that would lead to acid-catalysed decomposition or polymerisation of furans and pyrroles can be applied successfully to thiophenes.

Measurements of acid-catalysed exchange, or of protonolysis of other groups, for example silicon,² or mercury,³ show the rate of proton attack at C-2 to be about 1000 times faster than at C-3.⁴ The pK_{aH} for 2,5-di-*t*-butylthiophene forming a salt by protonation at C-2, is -10.2 .⁵

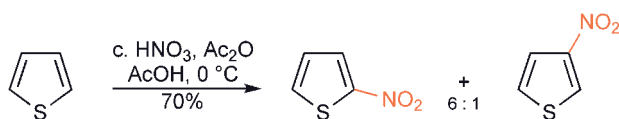
Reactions of Protonated Thiophenes

The action of hot phosphoric acid on thiophene leads to a trimer;⁶ its structure suggests that, in contrast with pyrrole (16.1.1.8), the electrophile involved in the first C–C bonding step is the α -protonated cation.



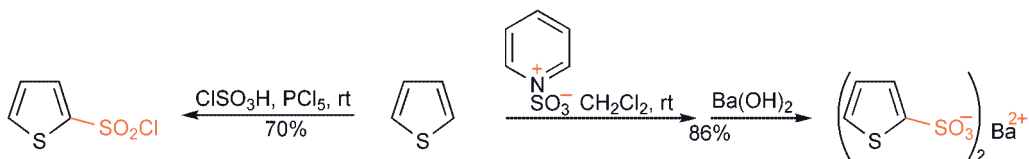
17.1.1.2 Nitration

Nitration of thiophene needs to be conducted in the absence of nitrous acid, which can lead to an explosive reaction;⁷ the use of acetyl nitrate⁸ or nitronium tetrafluoroborate⁹ is satisfactory. The major 2-nitro-product is accompanied by approximately 10% of the 3-isomer.¹⁰ Further nitration of either 2- or 3-nitrothiophenes¹¹ also leads to mixtures: equal amounts of 2,4- and 2,5-dinitrothiophenes from the 2-isomer, and mainly 2,4-dinitrothiophene from 3-nitrothiophene.¹² Similar, predictable isomer mixtures are produced in other nitrations of substituted thiophenes, for example 2-methylthiophene gives rise to 2-methyl-5- and 2-methyl-3-nitrothiophenes,¹³ and 3-methylthiophene gives 4-methyl-2-nitro- and 3-methyl-2-nitrothiophenes,¹⁴ in each case in ratios of 4:1.



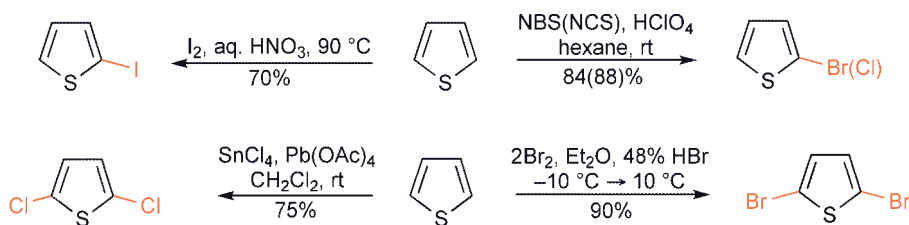
17.1.1.3 Sulfonation

As discussed in the introduction, the production of thiophene-2-sulfonic acid by sulfuric acid sulfonation of the heterocycle has been long known;¹⁵ use of the pyridine–sulfur-trioxide complex is probably the best method.¹⁶ 2-Chlorosulfonation¹⁷ and 2-thiocyanation¹⁸ are similarly efficient.

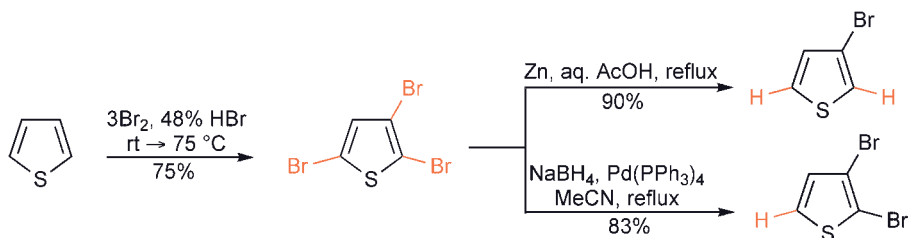


17.1.1.4 Halogenation

Halogenation of thiophene occurs very readily at room temperature and is rapid even at $-30\text{ }^\circ\text{C}$ in the dark; tetrasubstitution occurs easily.¹⁹ The rate of halogenation of thiophene at $25\text{ }^\circ\text{C}$ is about 10^8 times that of benzene.²⁰ 2-Bromo-, 2-chloro-²¹ and 2-iodothiophenes²² and 2,5-dibromo- and 2,5-dichlorothiophenes²³ can be produced cleanly under various controlled conditions. Controlled bromination of 3-bromothiophene produces 2,3-dibromothiophene.²⁴



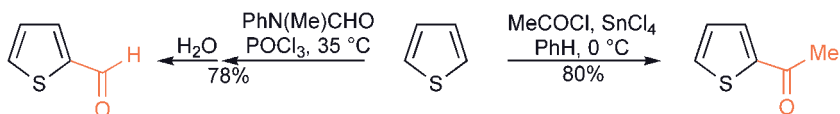
2,3,5-Tribromination of thiophene goes smoothly in 48% hydrobromic acid solution.²⁵ Since it has long been known that treatment of polyhalogeno-thiophenes with zinc and acid brings about selective removal of α -halogen, this compound can be used to access 3-bromothiophene²⁶ just as 3,4-dibromothiophene can be obtained by reduction of the tetrabromide.²⁷ One interpretation of the selective reductive removal is that it involves, first, electron transfer to the bromine, then transient ‘anions’, thus halogen can be selectively removed from that position where such an anion is best stabilised – normally an α -position (17.4.1).



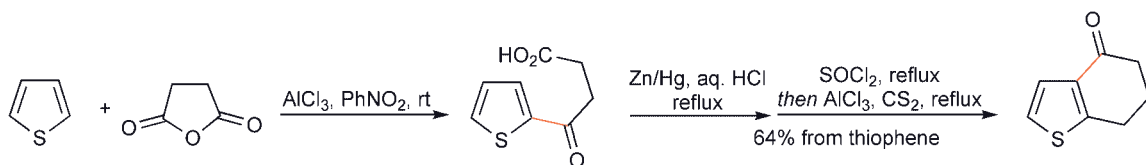
Monoiodination of 2-substituted thiophenes, whether the substituent is activating or deactivating, proceeds efficiently at the remaining α -position using iodine with iodobenzene diacetate.²⁸ 3-Alkyl-thiophenes can be monobrominated or monoiodinated at C-2 using *N*-bromosuccinimide,²⁹ or iodine with mercury(II) oxide,³⁰ respectively.

17.1.1.5 Acylation

The Friedel–Crafts acylation of thiophenes is a much-used reaction and generally gives good yields under controlled conditions, despite the fact that aluminium chloride reacts with thiophene to generate tars; this problem can be avoided by using tin tetrachloride and adding the catalyst to a mixture of the thiophene and the acylating agent.³¹ Acylation with anhydrides, catalysed by phosphoric acid³² is an efficient method. Reaction with acetyl *p*-toluenesulfonate, in the absence of any catalyst produces 2-acetylthiophene in high yield.³³ Vilmseier formylation of thiophene leads efficiently to 2-formylthiophene,³⁴ comparable substitution of 3-phenylthiophene gives 2-formyl-3-phenylthiophene,³⁵ the regioselectivity echoed in the Vilsmeier 2-formylation of 3-methylthiophene using *N*-formylpyrrolidine³⁶ (2-formyl-4-methylthiophene can be produced by lithiation (17.4.1) then reaction with dimethylformamide³⁷).



In acylations, almost exclusive α -substitution is observed, but where both α -positions are substituted, β -substitution occurs easily. This is nicely illustrated by the two ketones produced in the classic sequence shown below.^{38,39}

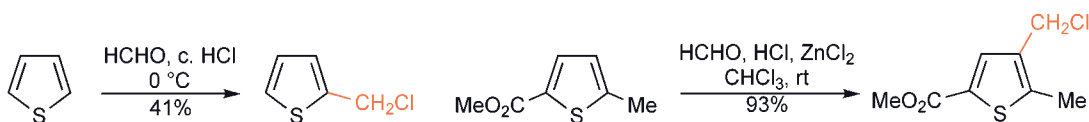


17.1.1.6 Alkylation

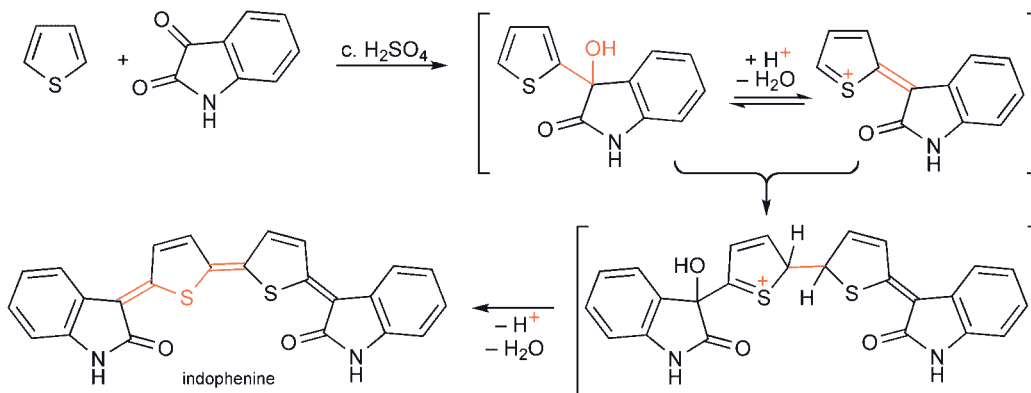
Alkylation occurs readily, but is rarely of preparative use, an exception being the efficient 2,5-bis-*t*-butylation of thiophene.⁴⁰

17.1.1.7 Condensation with Aldehydes and Ketones

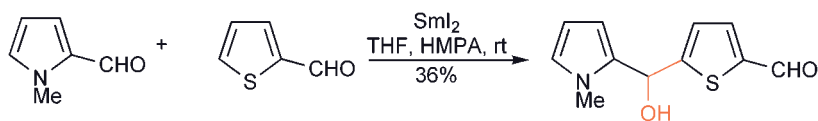
Acid-catalysed reaction of thiophene with aldehydes and ketones is not a viable route to hydroxyalkylthiophenes, for these are unstable under the reaction conditions. Chloromethylation can, however, be achieved,⁴¹ and with the use of zinc chloride, even thiophenes carrying electron-withdrawing groups react⁴² (**CAUTION. Bis(chloromethyl) ether, a carcinogen, is formed as a by-product**). Care is needed in choosing conditions; there is a tendency for formation of either di-2-thienyl-methanes⁴³ or 2,5-bis(chloromethyl)-thiophenes.⁴⁴



A reaction of special historical interest, mentioned in the introduction to this chapter, is the condensation of thiophene with isatin in concentrated sulfuric acid, to give the deep blue indophenine⁴⁵ as a mixture of geometrical isomers.⁴⁶

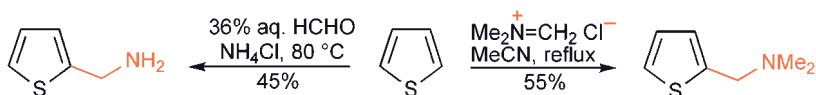


Hydroxyalkylation at the 5-position of 2-formylthiophene results from exposure of the thiophene aldehyde and a second aldehyde, to samarium(II) iodide; in the example shown below, the other aldehyde is 1-methylpyrrole-2-carboxaldehyde.⁴⁷

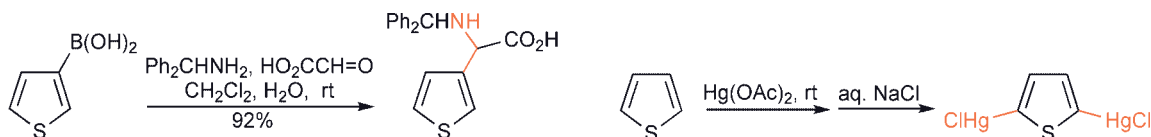


17.1.1.8 Condensation with Imines and Iminium Ions

Aminomethylation of thiophene⁴⁸ was reported long before the more common Mannich reaction – dimethylaminomethylation – which, although it can be achieved under routine conditions with methoxythiophenes,⁴⁹ requires the use of Me₂N⁺=CH₂ Cl⁻ ('Eschenmoser's salt' is the iodide) for thiophene and alkyl thiophenes.⁵⁰



Another device for bringing thiophenes into reaction with Mannich intermediates is to utilise thiophene boronic acids – the Petasis reaction; primary aromatic amines can also be used as the amine component.⁵¹

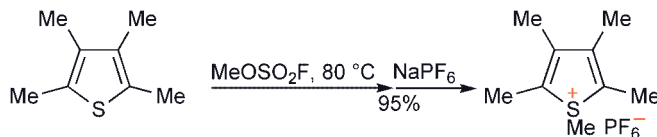


17.1.1.9 Mercuriation

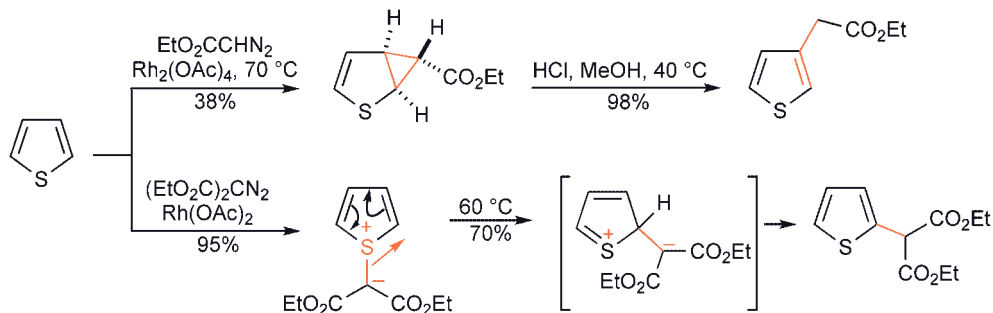
Mercuriation of thiophenes occurs with great ease; mercuric acetate is more reactive than the chloride;⁵² tetrasubstitution and easy replacement of the metal with halogen can also be achieved straightforwardly.⁵³

17.1.2 Addition at Sulfur

In reactions not possible with the second-row-element-containing pyrrole and furan, thiophene sulfur can add electrophilic species. Thiophenium salts⁵⁴ though not formed efficiently from thiophene itself, are produced in high yields with polyalkyl-substituted thiophenes.⁵⁵ The sulfur in such salts is probably tetrahedral,⁵⁶ i.e. the sulfur is sp^3 hybridised (**CAUTION: Methyl fluorosulfonate is highly toxic**).

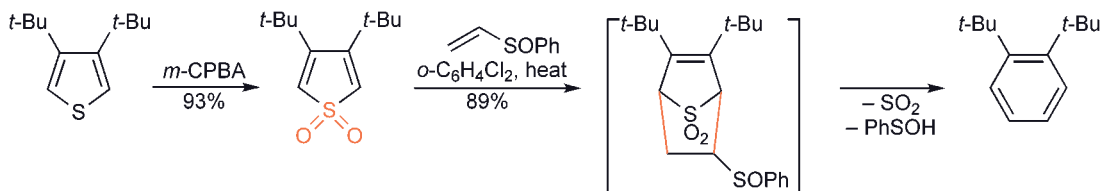


Even thiophene itself will react with carbenes, at sulfur, to produce isolable thiophenium ylides, and in these, the sulfur is definitely tetrahedral.⁵⁷ The rearrangement⁵⁸ of thiophenium bis(ethoxycarbonyl)methylide to the 2-substituted thiophene provides a rationalisation for the reaction of thiophene with ethyl diazoacetate,⁵⁹ which produces what appears to be the product of carbene addition to the 2,3-double bond; perhaps this proceeds *via* initial attack at sulfur followed by $S \rightarrow C-2$ rearrangement, then collapse to the cyclopropane. Acid catalyses conversion of the cyclopropanated compound into a thiophene-3-acetic ester.⁶⁰ 2,5-Dichlorothiophenium bis(methoxycarbonyl)methylide has been used as an efficient source of the carbene: simply heating it in an alkene results in the transfer of $(MeO_2C)_2C$ to the alkene.⁶¹



Uncontrolled *S*-oxidation of a thiophene leads to *S,S*-dioxides; that from thiophene itself has been isolated, but above -40 °C it dimerises giving eventual products depending on concentration,⁶² but with substituted thiophenes the dioxides can be isolated. Peracids⁶³ or dimethyldioxirane⁶⁴ can be used, but do not succeed if there are electron-withdrawing substituents. A solution of fluorine in water (hypofluorous

acid) will, however, achieve the objective, even with thiophenes carrying electron-withdrawing groups.⁶⁵ The *S,S*-dioxides are no longer aromatic thiophenes and react as dienes in Diels–Alder reactions; generally, sulfur dioxide is extruded from the initial adduct, leading to further reaction⁶⁶ – eventual aromatisation in the example shown.⁶⁷ Thiophene *S,S*-dioxides that also carry two strong electron-withdrawing groups behave as dienophiles.⁶⁸

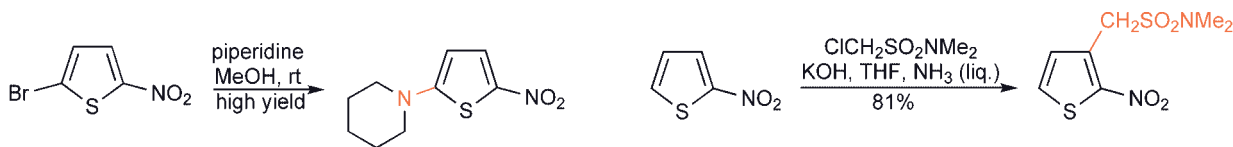


17.2 Reactions with Oxidising Agents

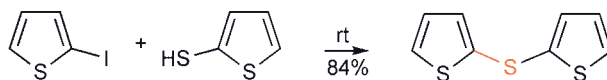
Apart from the *S*-oxidations discussed above, the thiophene ring system, unless carrying electron-releasing substituents, is relatively stable to oxidants; side-chains can be oxidised to carboxylic acid groups, though not usually in synthetically useful yields.

17.3 Reactions with Nucleophilic Reagents

Nitro substituents activate the displacement of leaving groups like halide, as in benzene chemistry, and extensive use of this has been made in thiophene work. Such nucleophilic displacements proceed at least 10^2 times faster than for benzenoid counterparts, and this may be accounted for by participation of the sulfur in the delocalisation of charge in the Meisenheimer intermediate.⁶⁹ Nitrogroups also permit the operation of VNS processes (3.3.3), as illustrated below.⁷⁰



Activation provided by the sulfur may also account for the extremely easy displacement of iodine from the thiophene 2-position, using alkyl- or aryl-thiols as nucleophiles.⁷¹



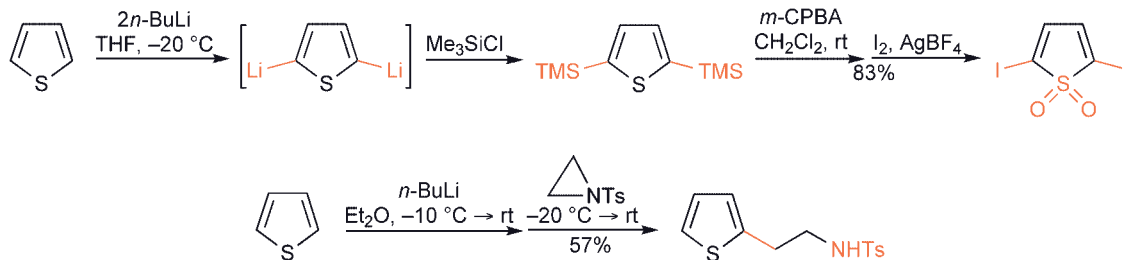
Copper and copper(I) salts have been used extensively in thiophene chemistry to catalyse displacement of bromine and iodine, but not chlorine, in simpler halo-thiophenes.^{72,73}



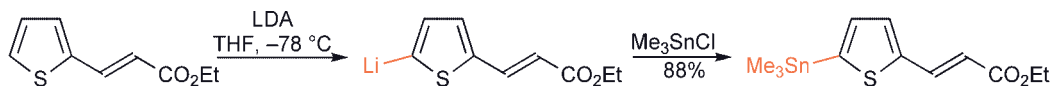
17.4 Metallation and Reactions of C-Metallated Thiophenes

17.4.1 Direct Ring C–H Metallation

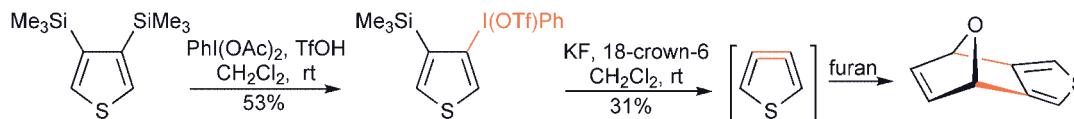
Monolithiation of thiophene takes place at C-2; two mole equivalents of lithiating agent easily produces 2,5-dilithiothiophene.⁷⁴ 2-Lithiated thiophene can be put to many uses, for example with *N*-tosylaziridine to introduce a 2-tosylaminoethyl side-chain.⁷⁵



Lithiation at a thiophene β-position, in the presence of a free α-position, can be achieved with the assistance of an *ortho*-directing substituent at C-2.⁷⁶ Thiophene-2-carboxylic acid lithiates at C-3, *via ortho* assistance, using *n*-butyllithium,⁷⁷ but at C-5 using lithium diisopropylamide.⁷⁸ 3-(Hydroxyalkyl)thiophenes, again with *ortho* assistance, are lithiated at C-2.⁷⁹ The lithiation of 2-chloro-5-methoxythiophene at C-4 and C-3, in a ratio of 2:1, is instructive,⁸⁰ as is the deprotonation of 2- and 3-bromothiophenes at 5- and 2-positions, respectively, with lithium diisopropylamide.⁸¹ The conversion of 3-isopropylthiophene into the 2-aldehyde by Vilsmeier formylation, but into the 5-aldehyde *via* lithiation, presents a nice contrast.⁸² Lithiation of 3-hexyloxythiophene can be carried out with thermodynamic control at C-2 using *n*-butyllithium and with kinetic control using lithium diisopropylamide at C-5.⁸³



The formation of arynes has often been achieved by base-induced dehydrohalogenation, but for the formation of 3,4-didehydrothiophene, a fluoride-induced process can be used, following *ipso* electrophilic displacement of one of the silicons from 3,4-bis(trimethylsilyl)thiophene to generate the appropriate precursor.⁸⁴

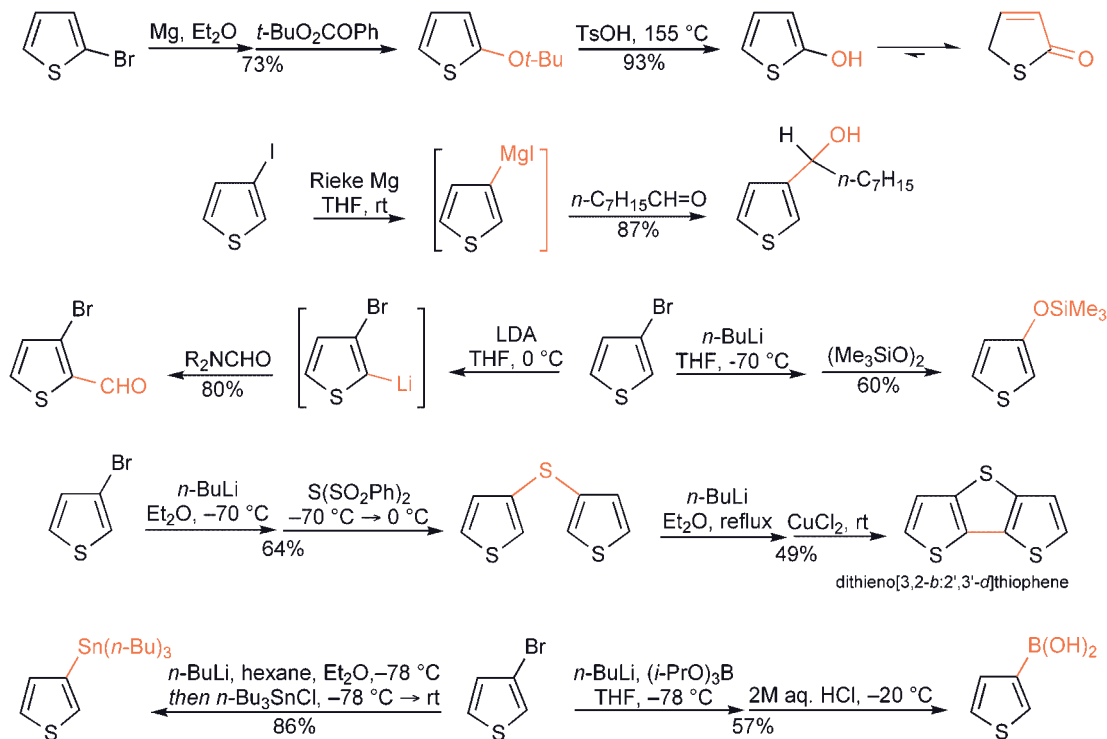


Direct magnesiation of thiophenes at C-2 can be achieved with lithium tri-*n*-butylmagnesate (Bu₃MgLi), at room temperature.⁸⁵

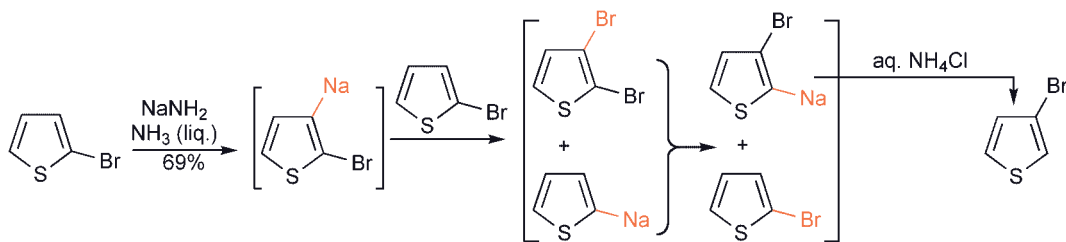
17.4.2 Metal–Halogen Exchange

2-Bromo- and 2-iodothiophenes readily form thienyl Grignard reagents,⁸⁶ though 3-iodothiophene requires the use of Rieke magnesium.⁸⁷ Bromine and iodine at either α- or β-positions undergo exchange with alkyllithiums giving lithiated thiophenes. The reaction of 2,3-dibromothiophene with *n*-butyllithium produces 3-bromothien-2-ylolithium.⁸⁸ 3-Lithiothiophene is unstable with respect to the 2-isomer at temperatures > -25 °C in ether solution, but is regiostable in hexane,⁸⁹ however it can be utilised straightforwardly at low temperature. The corresponding 3-zinc and 3-magnesium derivatives retain regio-integrity, even at room temperature.⁹⁰

The use of thienyl Grignard reagents and lithiated thiophenes has been extensive and can be illustrated by citing formation of oxy-thiophenes, either by reaction of the former with *t*-butyl perbenzoate leading to thiophenone,⁹¹ or the latter directly with bis(trimethylsilyl) peroxide,⁹² the synthesis of thiophene carboxylic acids by reaction of the organometallic with carbon dioxide,⁹³ the synthesis of ketones by reaction with a nitrile,⁹⁴ or alcohols by reaction with aldehydes.⁸⁷ Syntheses of thiophene-3-boronic acid⁹⁵ and of 2-⁹⁶ and -3-stannanes,⁹⁷ and longer sequences leading to thieno[3,2-*b*]thiophene,^{98,99} dithieno[3,2-*b*:2',3'-*d*]thiophene,¹⁰⁰ (another route to this tricycle utilises 3,4-dibromo-2,5-dilithiothiophene generated from the tetrabromide¹⁰¹), and dithieno[2,3-*b*:3',2'-*d*]thiophene¹⁰² all involve lithiated thiophenes. Some of these are illustrated below.

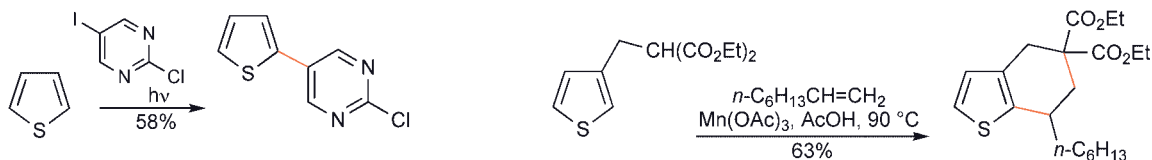


There are two complications that can arise in the formation and the use of lithiated thiophenes: the occurrence of a 'Base Catalysed Halogen Dance',¹⁰³ and the isomerisation or ring opening of 3-lithiated thiophenes. As an example of the first of these, and one in which the phenomenon is put to good use, consider the transformation of 2-bromothiophene into 3-bromothiophene by reaction with sodamide in ammonia.¹⁰⁴ The final result is governed, in a set of equilibrations, by the stability of the final anion: the system settles to an anion in which the charge is both adjacent to halogen *and* at an α -position.



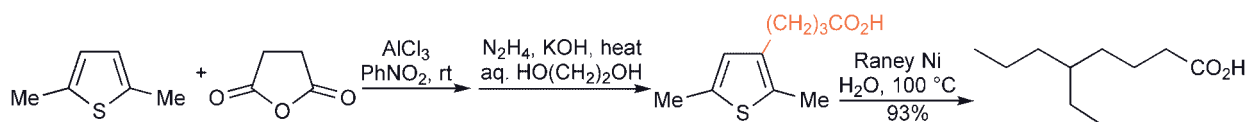
17.5 Reactions with Radicals

Aryl radicals generated by a variety of methods,¹⁰⁵ the most effective of which are aprotic diazotisation¹⁰⁶ and photolysis of iodo-arenes (particularly iodo-heteroarenes¹⁰⁷), attack to produce 2-aryl-thiophenes. However, this has been superseded as a route to aryl-thiophenes by palladium-catalysed coupling. Radicals generated in various ways have been utilised in elaborating thiophenes and in ring-closing reactions; examples are shown below.^{108,109}



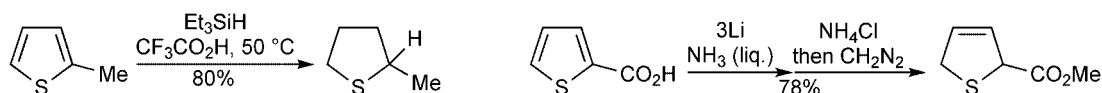
17.6 Reactions with Reducing Agents

Catalytic reductions of the thiophene ring, or of substituents attached to it, are complicated by two factors: poisoning of the catalyst, and the possibility of competing hydrogenolysis – reductive removal of sulfur, particularly with Raney nickel – indeed the use of thiophenes as templates on which to elaborate a structure, followed finally by desulfurisation, is an important synthetic strategy. This has been developed extensively for thiophene acids, where the desulfurisation can be achieved very simply by adding Raney alloy to an alkaline aqueous solution of the acid,¹¹⁰ and for long-chain hydrocarbons¹¹¹ and large-ring ketones.¹¹²




Sodium/ammonia¹¹³ treatment also causes disruption of the ring in thiophene and simple thiophenes, however thiophene-2-carboxylic acid and 2-acyl-thiophenes can be converted into the 2,5-dihydro derivatives using lithium in ammonia, followed by protonation or trapping with an alkyl halide.¹¹⁴ Side-chain reductions can be carried out with metal hydrides, which do not affect the ring.

Simple saturation of the ring can be achieved using ‘ionic hydrogenation’,¹¹⁵ i.e. a combination of a trialkylsilane and acid, usually trifluoroacetic; the reduction proceeds *via* a sequence of proton then ‘hydride’ additions¹¹⁶ and consequently requires electron-releasing substituents to facilitate the first step. 2,5-Dihydro-products accompany tetrahydrothiophenes from reductions with zinc and trifluoroacetic acid.¹¹⁷

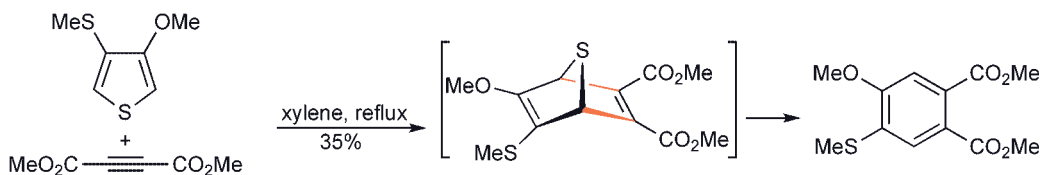


17.7 Electrocyclic Reactions (Ground State)¹¹⁸

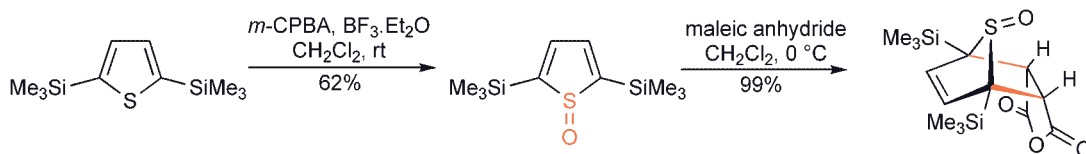
Unactivated thiophenes show little tendency to react as 4π components in a Diels–Alder sense; however, maleic anhydride *will* react with thiophene to produce an adduct in high yield, under extreme conditions.¹¹⁹ Electrophilic alkynes will react with thiophenes under vigorous conditions,¹²⁰ though the initial adduct extrudes sulfur, and substituted benzenes are obtained as products.



Thus, both α - and β -methoxy-substituted thiophenes react with dimethyl acetylenedicarboxylate in xylene to give modest yields of phthalates resulting from sulfur extrusion from initial adducts; in acetic acid as solvent, only substitution products are obtained.¹²¹



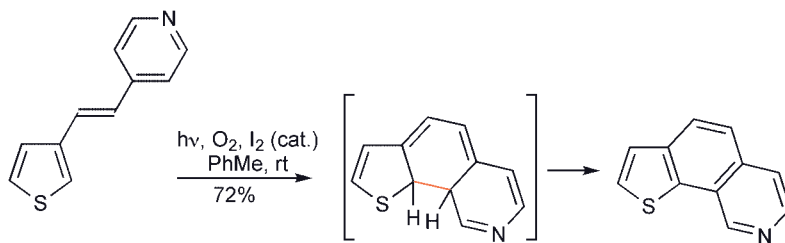
The strong tendency for thiophene S,S -dioxides (17.1.2) to undergo cycloaddition processes is echoed by thiophene S -oxides. Thus, when thiophenes are oxidised with *meta*-chloroperbenzoic acid and boron trifluoride (without which S,S -dioxides are formed), in the presence of a dienophile, adducts from 2 + 4 addition can be isolated.¹²² Thiophenes that are 2,5- or 3,4-disubstituted with bulky groups can be converted into isolable S -oxides,¹²³ which undergo cycloadditions *syn* to the oxide, as exemplified below.^{124,125}



17.8 Photochemical Reactions

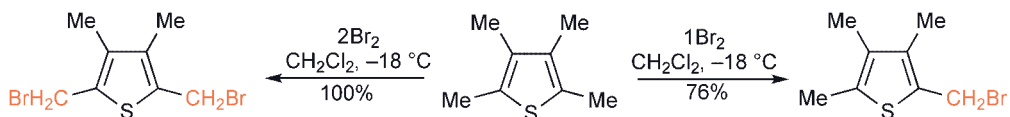
The classic photochemical reaction involving thiophenes is the isomerisation of 2-aryl-thiophenes to 3-aryl-thiophenes;¹²⁶ the aromatic substituent remains attached to the same carbon and the net effect involves interchange of C-2 and C-3, with C-4 and C-5 remaining in the same relative positions; scrambling of deuterium labelling is, however, observed, complicating interpretation of the detailed mechanism.

There are an appreciable number of examples in which photochemical ring closure of a 1-thienyl-2-aryl- (or heteroaryl-) ethene, carried out in the presence of an oxidant (often oxygen) to trap/aromatise a cyclised intermediate, leads to polycyclic products; an example^{127,128} is shown below.

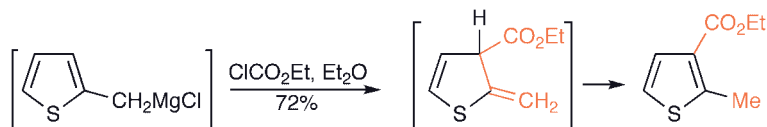


17.9 Thiophene-C-X Compounds: Thenyl Derivatives

The unit – thiophene linked to a carbon – is termed thenyl, hence thenyl chloride is the product of chloromethylation (17.1.1.7); thenyl bromides are usually made by side-chain radical substitution,¹²⁹ substitution at an α -methyl being preferred over a β -methyl.¹³⁰

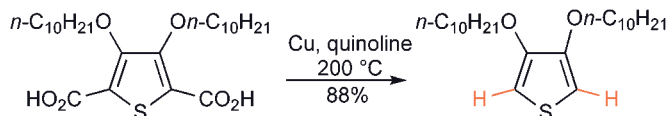


Relatively straightforward benzene analogue reactivity is found with thenyl halides, alcohols (conveniently preparable by reducing aldehydes) and amines, from, for example, reduction of oximes. One exception is that 2-thenyl Grignard reagents usually react to give 3-substituted derivatives, presumably *via* a non-aromatic intermediate.¹³¹



17.10 Thiophene Aldehydes and Ketones, and Carboxylic Acids and Esters

Here, the parallels with benzenoid counterparts continue, for these compounds have no special properties – their reactivities are those typical of benzenoid aldehydes, ketones, acids and esters. For example, in contrast to the easy decarboxylation of α -acids observed for pyrrole and furan, thiophene-2-acids do not easily lose carbon dioxide; nevertheless, high-temperature decarboxylations are of preparative value (see also 17.12.1.2).¹³²

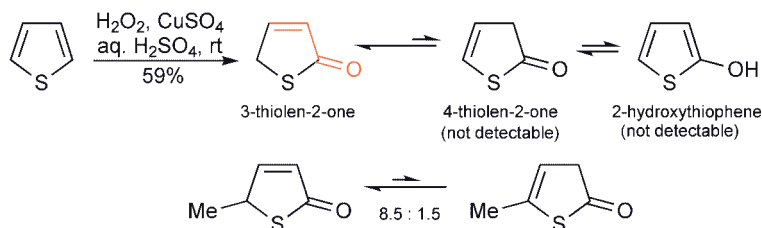


Just as in benzene chemistry, Wolff–Kischner or Clemmensen reduction of ketones is a much-used route to alkyl-thiophenes, hypochlorite oxidation of acetyl-thiophenes a good route to thiophene acids, Beckmann rearrangement of thiophene oximes is a useful route to acylamino-thiophenes and hence amino-thiophenes, and esters and acids are interconvertible without complications.

17.11 Oxy- and Amino-Thiophenes

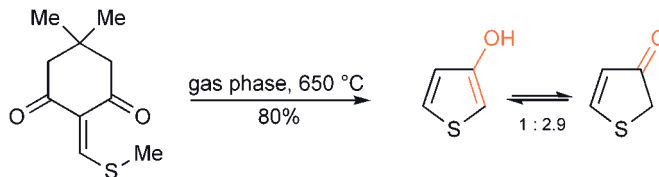
17.11.1 Oxy-Thiophenes

These compounds are much more difficult to handle and much less accessible than phenols. Neither 2-hydroxythiophene nor its 4-thiolen-2-one tautomer are detectable, the compound existing as the conjugated enone isomer, 3-thiolen-2-one,¹³³ which can be obtained directly by oxidation of thiophene.¹³⁴

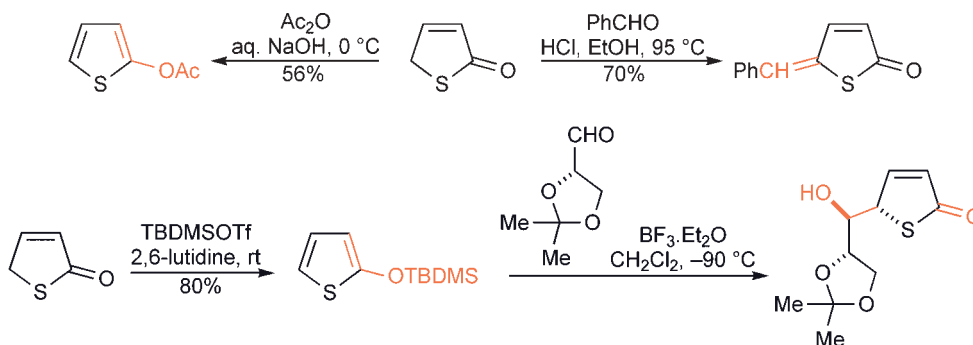


The presence of alkyl, or other groups, both stabilise the oxy compounds and the double bond to which they are attached. In these more stable compounds alternative tautomers are found, thus 5-methyl-2-hydroxythiophene exists as a mixture (actually separable by fractional distillation!) of the two enone tautomers¹³⁵ and ethyl 5-hydroxythiophene-2-carboxylate is in the hydroxy-form to the extent of 85%.¹³³

3-Hydroxy-thiophenes are even more unstable than 2-hydroxy-thiophenes; 3-hydroxy-2-methylthiophene exists as a mixture of hydroxyl and carbonyl tautomeric forms, with the former predominating.¹³⁶ The parent can be prepared by gas-phase pyrolysis of a Meldrum's acid precursor; it exists as a 2.9:1 mixture of keto and hydroxy tautomers and gradually dimerises.¹³⁷



The acidities of the thienones are comparable with those of phenols, with pK_a s of about 10. Oxythiophene anions can react at oxygen or carbon and products from reaction of electrophiles at both centres can be obtained.¹³⁸ Silylation generates 2-silyloxy derivatives which react at C-5 with aldehydes, in the presence of boron trifluoride.¹³⁹



17.11.2 Amino-Thiophenes

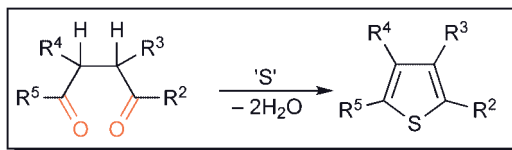
Here again, these thiophene derivatives are much less stable than their benzenoid counterparts, unless the ring is provided with other substitution.¹⁴⁰ The unsubstituted amino-thiophenes (thiophenamines) can be obtained by reduction of the nitro-thiophenes,¹⁴¹ but in such a way as to isolate them as salts – usually hexachlorostannates – or *via* Beckmann rearrangements¹⁴² or Hofmann degradation,¹⁴³ as acyl-derivatives, which are stable. 3,4-Dinitration of 2,5-dibromothiophene, then reduction, produces 3,4-diaminothiophene.¹⁴⁴ Many substituted amines have been prepared by nucleophilic displacement of halogen in nitro-halo-thiophenes. In so far as it can be studied, in simple cases, and certainly in substituted amino-thiophenes the amino form is the only detectable tautomer.¹⁴⁵

17.12 Synthesis of Thiophenes¹⁴⁶

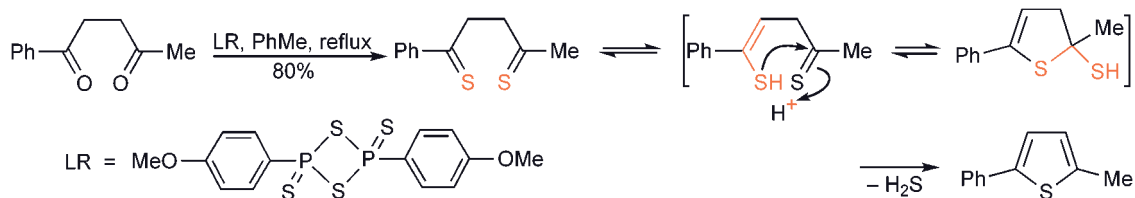
Thiophene is manufactured by the gas-phase interaction of C_4 hydrocarbons and elemental sulfur at $600\text{ }^\circ\text{C}$. Using *n*-butane, the sulfur first effects dehydrogenation and then interacts with the unsaturated hydrocarbon by addition, further dehydrogenation generating the aromatic system.

17.12.1 Ring Synthesis

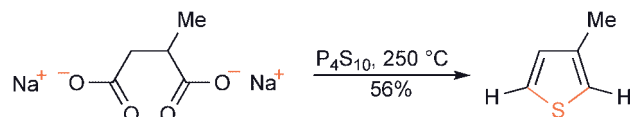
17.12.1.1 From 1,4-Dicarbonyl Compounds and a Source of Sulfide



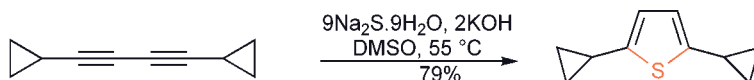
The reaction of a 1,4-dicarbonyl compound (cf. 16.16.1.1 and 18.13.1.1) with a source of sulfide, traditionally phosphorus sulfides, latterly Lawesson's reagent (LR),¹⁴⁷ or bis(trimethylsilyl)sulfide,¹⁴⁸ gives thiophenes, presumably, but not necessarily, *via* the bis(thio ketone).



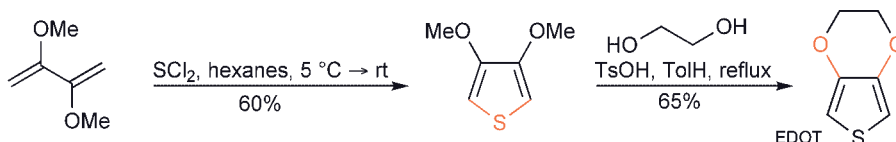
When the process is applied to 1,4-dicarboxylic acids, a reduction must occur at some stage, for thiophenes, and not 2- or 5-oxygenated thiophenes result.¹⁴⁹



Much use has been made of conjugated diynes, which are also at the oxidation level of 1,4-dicarbonyl-compounds, which react smoothly with hydrosulfide or sulfide, under mild conditions, to give 3,4-unsubstituted thiophenes. Unsymmetrical 2,5-disubstituted thiophenes can be produced in this way too.¹⁵⁰ Since nearly all naturally occurring thiophenes are found in plant genera, and co-occur with polyynes, this laboratory ring synthesis may be mechanistically related to their biosynthesis.

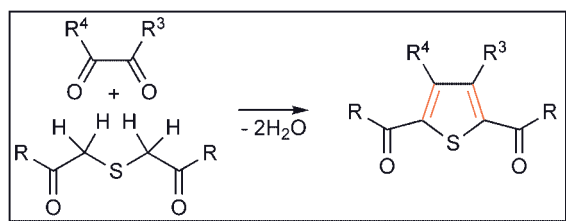


Finally in this category, the efficient synthesis of 3,4-dimethoxythiophene from 2,3-dimethoxy-1,3-butadiene on reaction with sulfur dichloride is notable; it was easily transformed into 'EDOT' (31.6.6.1).¹⁵¹ Here the sulfur source is electrophilic in character.



17.12.1.2 From Thiodiacetates and 1,2-Dicarbonyl Compounds

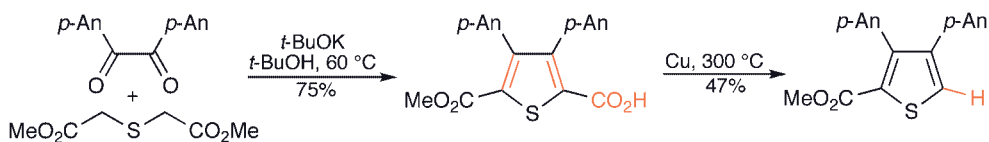
1,2-Dicarbonyl compounds condense with thio-diacetates (or thiobis(methyleneketones)) to give thiophene-2,5-diacids (-diketones).



The Hinsberg Synthesis

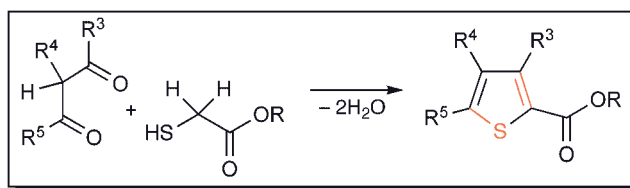
Two consecutive aldol condensations between a 1,2-dicarbonyl compound and diethyl thiodiacetates give thiophenes. The immediate product is an ester-acid, produced¹⁵² by a Stobbe-type mechanism, but the

reactions are often worked up *via* hydrolysis to afford a diacid as the isolated product. The use of diethyl oxalate as the 1,2-dicarbonyl-component leads to 3,4-dihydroxy-thiophenes.¹⁵³

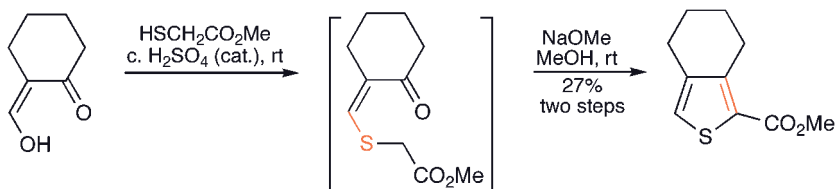


17.12.1.3 From Thioglycolates and 1,3-Dicarbonyl Compounds

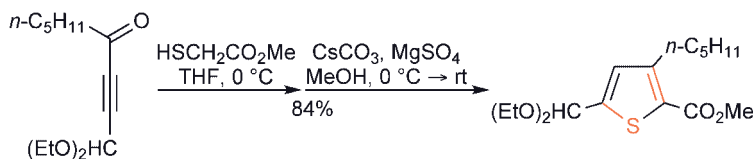
Thioglycolates react with 1,3-dicarbonyl compounds (or equivalents) to give thiophene-2-carboxylic acid esters.



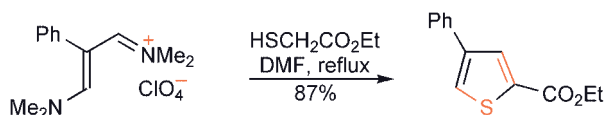
In most of the examples of this approach, thioglycolates, as donors of an S-C unit, have been reacted with 1,3-keto-aldehydes, to give intermediates that can be ring closed to give thiophenes, as exemplified below.¹⁵⁴



Alkynyl-ketones react with thioglycolates to generate comparable intermediates by conjugate addition to the triple bond.¹⁵⁵

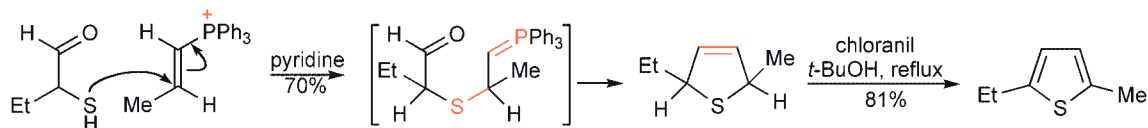


Vinamidinium salts used as 2-substituted malondialdehyde synthons, produce 3,5-unsubstituted thiophenes.¹⁵⁶

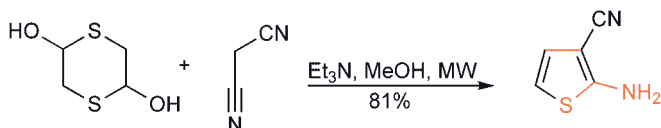


17.12.1.4 From α -Thio-Carbonyl Compounds

2-Keto-thiols add to alkenyl-phosphonium ions, affording ylides, which then ring close by Wittig reaction and give 2,5-dihydrothiophenes, which can be dehydrogenated.¹⁵⁷ Thiophene-2-esters can be comparably produced, without the need for dehydrogenation, by reaction of the 2-keto-thiol with methyl 3-methoxyacrylate.¹⁵⁸

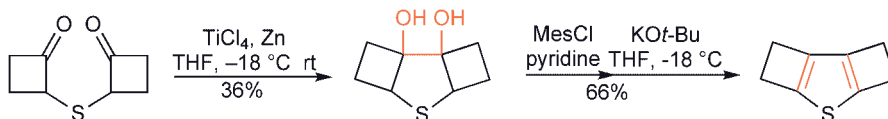


Microwave irradiation in the presence of triethylamine was used for the synthesis of 4,5-unsubstituted 2-amino-thiophenes using thioacetaldehyde dimer.¹⁵⁹



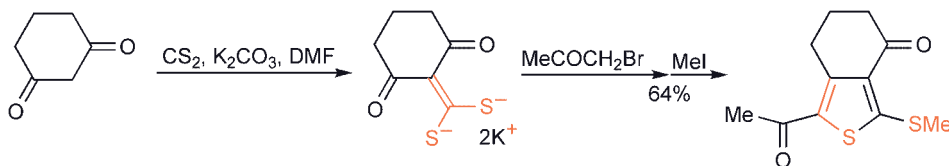
17.12.1.5 From Thio-Diketones

A route¹⁶⁰ in which the 3,4-bond is made by an intramolecular pinacol reaction is nicely illustrated¹⁶¹ by the formation of a tricyclic thiophene with two cyclobutane fused rings. In this example, it was necessary to force the double dehydration required for aromatisation, because of the strain in the system. Starting materials for this route are easily obtained from sodium sulfide and two mole equivalents of a 2-bromo-ketone.

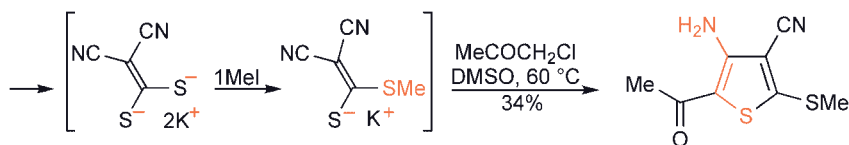


17.12.1.6 Using Carbon Disulfide

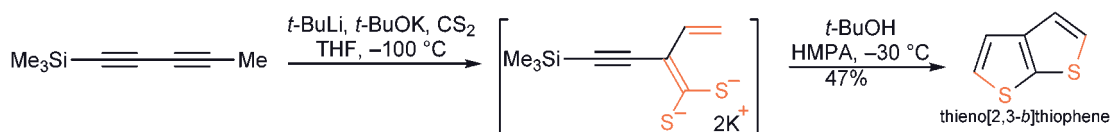
The addition of a carbanion to carbon disulfide with a subsequent *S*-alkylation provides a route to 2-alkylthio-thiophenes.¹⁶² In the example below, the carbanion is the enolate of a cyclic 1,3-diketone.



When the enolate is that derived from malononitrile,¹⁶³ 3-amino-4-cyano-thiophenes are the result.¹⁶⁴

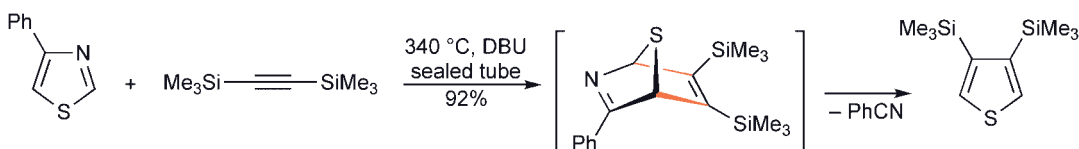


A truly delightful exploitation of this idea is a synthesis of thieno[2,3-*b*]thiophene, in which a diyne is lithiated to give a lithio-allene, which reacts with carbon disulfide.¹⁶⁵



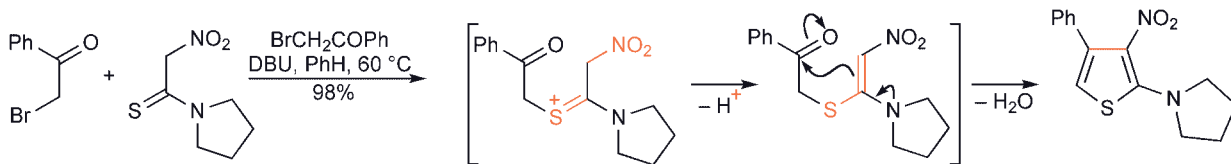
17.12.1.7 From Thiazoles

The cycloaddition/cycloreversion sequence that ensues when thiazoles (the best in this context is 4-phenylthiazole) are heated strongly with an alkyne, generates 2,5-unsubstituted thiophenes. Though the conditions are vigorous, excellent yields can be obtained.⁸⁴



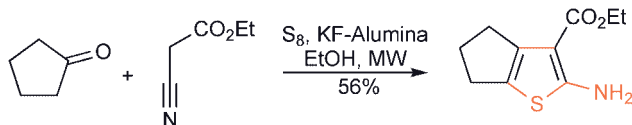
17.12.1.8 From Thio-Nitroacetamides

The *S*-alkylation of thio-nitroacetamides with 2-bromo-ketones produces 2-amino-3-nitro-thiophenes. The scheme below shows how the 3,4-bond making involves the intramolecular interaction of the introduced ketone carbonyl with an enamine/thioenol β -carbon.¹⁶⁶



17.12.1.9 From Sulfur, α -Methylene-Ketones and Malononitrile or Cyanoacetate The Gewald Synthesis¹⁶⁷

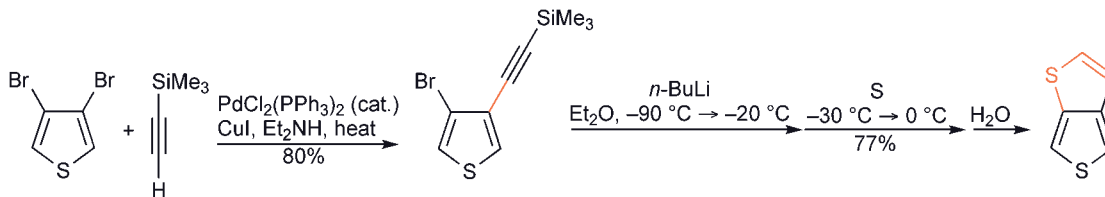
2-Amino-3-cyano-thiophenes or 2-amino-thiophene-3-esters result from this route, generally conducted as a one-pot process, involving a ketone that has an α -methylene, ethyl cyanoacetate or malononitrile, sulfur, and morpholine. Various improvements to the original procedure include using microwave irradiation on solid support,¹⁶⁸ or with potassium fluoride on alumina as the base,¹⁶⁹ or solvent-free,¹⁷⁰ and using morpholinium acetate in excess morpholine for aryl alkyl ketones.¹⁷¹



17.12.2 Examples of Notable Syntheses of Thiophene Compounds

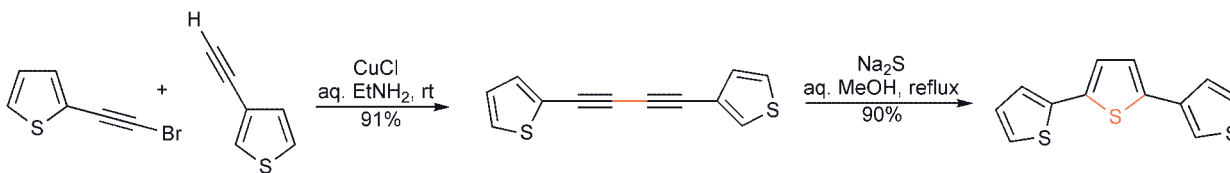
17.12.2.1 Thieno[3,4-*b*]thiophene

Thieno[3,4-*b*]thiophene was prepared from 3,4-dibromothiophene utilising the two halogens in separate steps: palladium-catalysed coupling and lithiation by transmetalation, followed by introduction of sulfur and intramolecular addition to the alkyne.¹⁷²

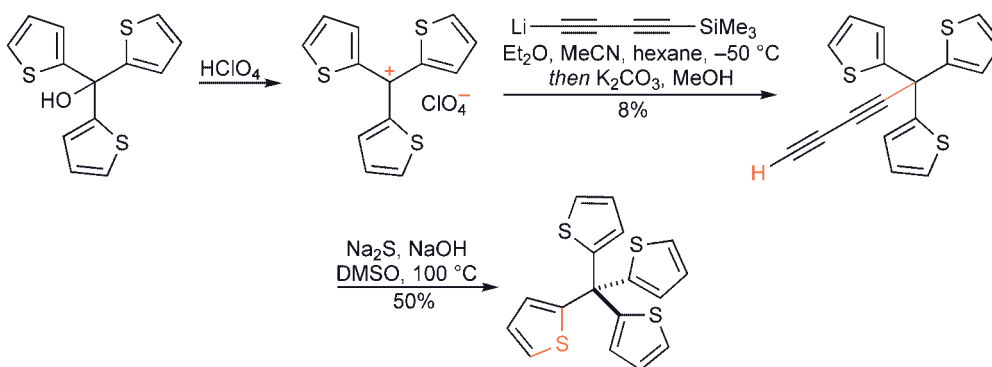


17.12.2.2 2,2':5',3''-Terthiophene and Tetrakis(2-thienyl)methane

This sequence, for the regioselective synthesis of 2,2':5',3''-terthiophene uses the reaction of a diyne with sodium sulfide to make the central ring.¹⁷³

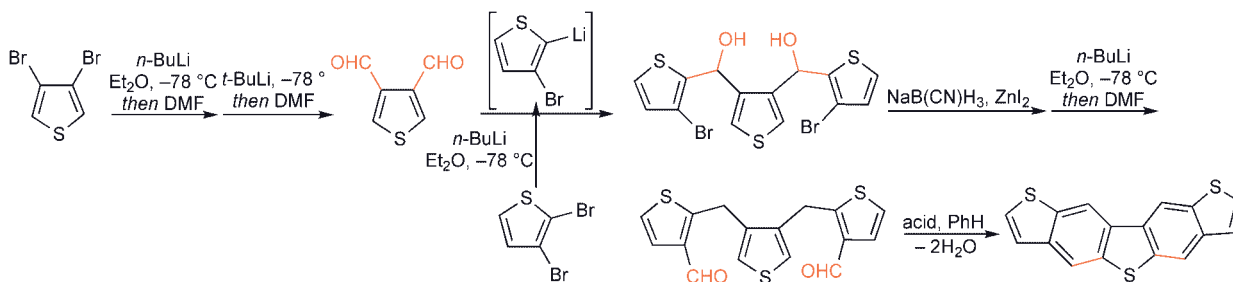


The synthesis of tetrakis(2-thienyl)methane also depends on this synthesis method in its final stage.¹⁷⁴



17.12.2.3 Thieno[2,3-f:5,4-f']bis[1]benzothiophene¹⁷⁵

This synthesis of a molecule with alternating thiophene and benzene rings depends on bromine-to-lithium exchange processes, the final ring closures involving intramolecular electrophilic attacks on the central thiophene ring by protonated aldehyde groups.



Exercises**Straightforward revision exercises (consult Chapters 15 and 17):**

- How could one prepare 2-bromo-, 3-bromo- and 3,4-dibromothiophenes?
- What would be the products of carrying out Vilsmeier reactions with 2-methyl- and 3-methylthiophenes?
- How could one convert 2,5-dimethylthiophene into: (i) its *S*-oxide and (ii) its *S,S*-dioxide?
- What routes could one use to convert thiophene into derivatives carrying at the 2-position: (i) CH(OH)*t*-Bu; (ii) (CH₂)₂OH; (iii) Ph?
- How could one prepare *n*-decane from thiophene?
- Draw the structures of the thiophenes that would be produced from the following reactant combinations: (i) octane-3,6-dione and Lawesson's reagent; (ii) dimethyl thiodiacetate [S(CH₂CO₂Me)₂], cyclopentane-1,2-dione and base; (iii) pentane-2,4-dione, methyl thioglycolate [HSCH₂CO₂Me] and base.

More advanced exercises:

- Deduce the structure of the compound, C₄H₃NO₂S, produced from thiophene by the following sequence: ClSO₃H, then f. HNO₃, then H₂O/heat; the product is isomeric with that obtained by reacting thiophene with acetyl nitrate.
- Suggest structures for the major and minor isomeric products, C₅H₅NO₃S, from 2-methoxythiophene with HNO₃/AcOH at -20 °C.
- What compounds would be formed by the reaction of: (i) thiophene with propionic anhydride/H₃PO₄; (ii) 3-*t*-butylthiophene with PhN(Me)CHO/POCl₃, then aq. NaOH; (iii) thiophene with Ti(O₂CCF₃)₃, then aq. KI → C₄H₃IS.
- Predict the principle site of deprotonation on treatment of 2- and 3-methoxythiophenes with *n*-BuLi.
- Deduce structures for the compounds, C₄HBr₃S and C₄H₂Br₂S, produced successively by treating 2,3,4,5-tetrabromothiophene with Mg then H₂O and then the product again with Mg then H₂O.
- Deduce the structure of the compound, C₉H₆OS₂, produced by the sequence: thiophene with BuLi, then CO₂ → C₅H₄O₂S, then this with thiophene in the presence of P₄O₁₀.
- Deduce the structure of the thiophenes: (i) C₆H₄N₄S, produced by reacting (NC)₂C=C(CN)₂ with H₂S; (ii) C₈H₈O₆S from diethyl oxalate, (EtO₂CCH₂)₂S/NaOEt, aq. NaOH, then Me₂SO₄; (iii) C₁₁H₁₆S from 3-acetylcyclononane with P₄S₁₀.

References

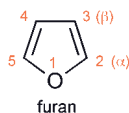
- 'Recent advances in the chemistry of thiophenes', Gronowitz, S., *Adv. Heterocycl. Chem.*, **1963**, 1, 1.
- Deans, F. B. and Eaborn, C., *J. Chem. Soc.*, **1959**, 2303; Taylor, R., *J. Chem. Soc. (B)*, **1970**, 1364.
- Steinkopf, W. and Köhler, W., *Justus Liebigs Ann. Chem.*, **1937**, 532, 250; Schreiner, H., *Monatsh. Chem.*, **1951**, 82, 702.
- Schwetlick, K., Unverferth, K. and Mayer, R., *Z. Chem.*, **1967**, 7, 58; Olsson, S., *Arkiv. Kemi*, **1970**, 32, 89; Baker, R., Eaborn, C. and Taylor, R., *J. Chem. Soc., Perkin Trans. 2*, **1972**, 97.
- Carmody, M. P., Cook, M. J., Dassanayake, N. C., Katritzky, A. R., Linda, P. and Tack, R. D., *Tetrahedron*, **1976**, 32, 1767.
- Curtis, R. F., Jones, D. M. and Thomas, W. A., *J. Chem. Soc. (C)*, **1971**, 234.
- Butler, A. R. and Hendry, J. B., *J. Chem. Soc. (B)*, **1971**, 102.
- Babasinian, V. S., *Org. Synth., Coll. Vol. II*, **1943**, 466.
- Olah, G. A., Kuhn, S. and Mlinko, A., *J. Chem. Soc.*, **1956**, 4257.
- Östman, B., *Acta Chem. Scand.*, **1968**, 22, 1687.
- Blatt, A. H., Bach, S. and Kresch, L. W., *J. Org. Chem.*, **1957**, 22, 1693.
- Östman, B., *Acta Chem. Scand.*, **1968**, 22, 2754.
- Gronowitz, S. and Gjos, N., *Acta Chem. Scand.*, **1967**, 21, 2823.
- Gronowitz, S. and Ander, I., *Chem. Scr.*, **1980**, 15, 20.
- Steinkopf, W. and Ohse, W., *Justus Liebigs Ann. Chem.*, **1924**, 437, 14.
- Terentev, A. P. and Kadatskii, G. M., *J. Gen. Chem., USSR*, **1952**, 189.
- Maccarone, E., Musumarra, G. and Tomaselli, G. A., *J. Org. Chem.*, **1974**, 39, 3286.
- Söderbäck, E., *Acta Chem. Scand.*, **1954**, 8, 1851.
- Steinkopf, W., Jacob, H. and Penz, H., *Justus Liebigs Ann. Chem.*, **1934**, 512, 136.
- Marino, G., *Tetrahedron*, **1965**, 21, 843.
- Goldberg, Y. and Alper, H., *J. Org. Chem.*, **1993**, 58, 3072.

- ²² Minnis, W., *Org. Synth., Coll. Vol. II*, **1943**, 357; Lew, H. Y. and Noller, C. R., *ibid.*, *Coll. Vol. IV*, **1963**, 545.
- ²³ Muathen, H. A., *Tetrahedron*, **1996**, 52, 8863.
- ²⁴ Antolini, L., Goldini, F., Iarossi, D., Mucci, A. and Schenetti, L., *J. Chem. Soc., Perkin Trans. 1*, **1997**, 1957.
- ²⁵ Brandsma, L. and Verkruijsse, H. D., *Synth. Commun.*, **1988**, 18, 1763.
- ²⁶ Gronowitz, S. and Raznikiewicz, T., *Org. Synth., Coll. Vol. V*, **1973**, 149; Hallberg, A., Liljefors, S. and Pedaja, P., *Synth. Commun.*, **1981**, 11, 25.
- ²⁷ Gronowitz, S., *Acta Chem. Scand.*, **1959**, 13, 1045.
- ²⁸ D'Auria, M. and Mauriello, G., *Tetrahedron Lett.*, **1995**, 36, 4883.
- ²⁹ Hoffmann, K. J. and Carlsen, P. H. J., *Synth. Commun.*, **1999**, 29, 1607.
- ³⁰ Pearson, D. L. and Tour, J. M., *J. Org. Chem.*, **1997**, 62, 1376.
- ³¹ Johnson, J. R. and May, G. E., *Org. Synth., Coll. Vol. II*, **1943**, 8; Minnis, W., *ibid.*, 520.
- ³² Hartough, H. D. and Kosak, A. I., *J. Am. Chem. Soc.*, **1947**, 69, 3093.
- ³³ Pennanen, S. I., *Heterocycles*, **1976**, 4, 1021.
- ³⁴ Weston, A. W. and Michaels, R. J., *Org. Synth., Coll. Vol. IV*, **1963**, 915; Downie, I. M., Earle, M. J., Heaney, H. and Shuhaibar, K. F., *Tetrahedron*, **1993**, 49, 4015.
- ³⁵ Finch, H., Reece, D. H. and Sharp, J. T., *J. Chem. Soc., Perkin Trans. 1*, **1994**, 1193.
- ³⁶ Meth-Cohn, O. and Ashton, M., *Tetrahedron Lett.*, **2000**, 41, 2749.
- ³⁷ Okuyama, T., Tani, Y., Miyake, K. and Yokoyama, Y., *J. Org. Chem.*, **2007**, 72, 1634; Smith, K. and Barratt, M. L., *ibid.*, 1031.
- ³⁸ Fieser, L. F. and Kennelly, R. G., *J. Am. Chem. Soc.*, **1935**, 57, 1611.
- ³⁹ Yadav, P. P., Gupta, P., Chaturvedi, A. K., Shukla, P. K. and Maurya, R., *Bioorg. Med. Chem.*, **2005**, 13, 1497.
- ⁴⁰ Kamitori, Y., Hojo, M., Masuda, R., Izumi, T. and Tsukamoto, S., *J. Org. Chem.*, **1984**, 49, 4161.
- ⁴¹ Wiberg, K. B. and Shane, H. F., *Org. Synth., Coll. Vol. III*, **1955**, 197; Emerson, W. S. and Patrick, T. M., *ibid.*, *Coll. Vol. IV*, **1963**, 980.
- ⁴² Janda, M., *Coll. Czech. Chem. Commun.*, **1961**, 26, 1889.
- ⁴³ Blicke, F. F. and Burckhalter, J. F., *J. Am. Chem. Soc.*, **1942**, 64, 477.
- ⁴⁴ Griffing, J. M. and Salisbury, L. F., *J. Am. Chem. Soc.*, **1948**, 70, 3416.
- ⁴⁵ Ballantine, J. A. and Fenwick, R. G., *J. Chem. Soc. (C)*, **1970**, 2264.
- ⁴⁶ Tormos, G. V., Belmore, K. A. and Cava, M. P., *J. Am. Chem. Soc.*, **1993**, 115, 11512.
- ⁴⁷ Yang, S.-M. and Fang, J.-M., *J. Chem. Soc., Perkin Trans. 1*, **1995**, 2669.
- ⁴⁸ Hartough, H. D. and Meisel, S. L., *J. Am. Chem. Soc.*, **1948**, 70, 4018.
- ⁴⁹ Barker, J. M., Huddleston, P. R. and Wood, M. L., *Synth. Commun.*, **1975**, 59.
- ⁵⁰ Dowle, M. D., Hayes, R., Judd, D. B. and Williams, C. N., *Synthesis*, **1983**, 73.
- ⁵¹ Harwood, L. M., Currie, G. S., Drew, M. G. B. and Luke, R. W. A., *Chem. Commun.*, **1996**, 1953; Petasis, N. A., Goodman, A., and Zavialov, I. A., *Tetrahedron*, **1997**, 53, 16463.
- ⁵² Briscoe, H. V. A., Peel, J. B. and Young, G. W., *J. Chem. Soc.*, **1929**, 2589.
- ⁵³ Steinkopf, W. and Köhler, W., *Justus Liebigs Ann. Chem.*, **1937**, 532, 250.
- ⁵⁴ 'The chemistry of thiophenium salts and thiophenium ylides', Porter, A. E. A., *Adv. Heterocycl. Chem.*, **1989**, 45, 151.
- ⁵⁵ Acheson, R. M. and Harrison, D. R., *J. Chem. Soc. (C)*, **1970**, 1764; Heldeweg, R. F. and Hogeveen, H., *Tetrahedron Lett.*, **1974**, 75.
- ⁵⁶ Hashmall, J. A., Horak, V., Khoo, L. E., Quicksall, C. O. and Sun, M. K., *J. Am. Chem. Soc.*, **1981**, 103, 289.
- ⁵⁷ Gillespie, R. J., Murray-Rust, J., Murray-Rust, P. and Porter, A. E. A., *J. Chem. Soc., Chem. Commun.*, **1978**, 83.
- ⁵⁸ Gillespie, R. J., Porter, A. E. A. and Willmott, W. E., *J. Chem. Soc., Chem. Commun.*, **1978**, 85.
- ⁵⁹ Tranmer, G. K. and Capretta, A., *Tetrahedron*, **1998**, 54, 15499; Monn, J. A. *et al.*, *J. Med. Chem.*, **1999**, 42, 1027.
- ⁶⁰ Schenk, G. O. and Steinmetz, R., *Justus Liebigs Ann. Chem.*, **1963**, 668, 19.
- ⁶¹ Cuffe, J., Gillespie, R. J. and Porter, A. E. A., *J. Chem. Soc., Chem. Commun.*, **1978**, 641.
- ⁶² Nakayama, J., Nagasawa, H., Sugihara, Y. and Ishii, A., *J. Am. Chem. Soc.*, **1997**, 119, 9077.
- ⁶³ Melles, J. L. and Backer, H. J., *Recl. Trav. Chim. Pays-Bas*, **1953**, 72, 314; van Tilborg, W. J. M., *Synth. Commun.*, **1976**, 6, 583; McKillop, A. and Kemp, D., *Tetrahedron*, **1989**, 45, 3299.
- ⁶⁴ Nakayama, J., Nagasawa, H., Sugihara, Y. and Ishii, A., *Heterocycles*, **2000**, 52, 365.
- ⁶⁵ Rozen, S. and Bareket, Y., *J. Org. Chem.*, **1997**, 62, 1457.
- ⁶⁶ Melles, J. L., *Recl. Trav. Chim. Pays-Bas*, **1952**, 71, 869.
- ⁶⁷ Nakayama, J. and Hirashima, A., *J. Am. Chem. Soc.*, **1990**, 112, 7648.
- ⁶⁸ Moiseev, A. M., Tyurin, D. D., Balenkova, E. S. and Nenajdenko, V. G., *Tetrahedron*, **2006**, 62, 4139.
- ⁶⁹ Consiglio, G., Spinelli, D., Gronowitz, S., Hörnfeldt, A.-B., Maltesson, B. and Noto, R., *J. Chem. Soc., Perkin Trans. 1*, **1982**, 625.
- ⁷⁰ Makosza, M. and Kwast, E., *Tetrahedron*, **1995**, 51, 8339.
- ⁷¹ Lee, S. B. and Hong, J.-I., *Tetrahedron Lett.*, **1995**, 36, 8439.
- ⁷² Keegstra, M. A., Peters, T. H. A. and Brandsma, L., *Synth. Commun.*, **1990**, 20, 213.
- ⁷³ Punidha, S., Sinha, J., Kumar, A. and Ravikanth, M., *J. Org. Chem.*, **2008**, 73, 323.
- ⁷⁴ Chadwick, D. J. and Willbe, C., *J. Chem. Soc., Perkin Trans. 1*, **1977**, 887; Feringa, B. L., Hulst, R., Rikers, R. and Brandsma, L., *Synthesis*, **1988**, 316; Furukawa, N., Hoshino, H., Shibutani, T., Higaki, M., Iwasaki, F. and Fujihara, H., *Heterocycles*, **1992**, 34, 1085.
- ⁷⁵ Fikentscher, R., Brückmann, R. and Betz, R., *Justus Liebigs Ann. Chem.*, **1990**, 113.
- ⁷⁶ Chadwick, D. J., McKnight, M. V. and Ngochindo, R., *J. Chem. Soc., Perkin Trans. 1*, **1982**, 1343; Chadwick, D. J. and Ennis, D. S., *Tetrahedron*, **1991**, 47, 9901.
- ⁷⁷ Carpenter, A. J. and Chadwick, D. J., *Tetrahedron Lett.*, **1985**, 26, 1777.
- ⁷⁸ Knight, D. W. and Nott, A. P., *J. Chem. Soc., Perkin Trans. 1*, **1983**, 791.
- ⁷⁹ Bures, E., Spinazzé, P. G., Beese, G., Hunt, I. R., Rogers, C. and Keay, B. A., *J. Org. Chem.*, **1997**, 62, 8741; DuPriest, M. T., Zincke, P. W., Conrow, R. E., Kuzmich, D., Dantanarayana, A. P. and Sproull, S. J., *ibid.*, 9372.
- ⁸⁰ Gronowitz, S., Hallberg, A. and Frejd, T., *Chem. Scr.*, **1980**, 15, 1.

- ⁸¹ Hallberg, A. and Gronowitz, S., *Chem. Scr.*, **1980**, 16, 42.
- ⁸² Detty, M. R. and Hays, D. S., *Heterocycles*, **1995**, 40, 925.
- ⁸³ Zöllner, M. J., Jahn, U., Becker, E., Kowalsky, W. and Johannes, H.-H., *Chem. Commun.*, **2009**, 565.
- ⁸⁴ Ye, X.-S. and Wong, H. N. C., *J. Org. Chem.*, **1997**, 62, 1940.
- ⁸⁵ Bayh, O., Awad, H., Mongin, F., Hoarau, C., Trécourt, F., Quéguiner, G., Marsais, F., Blanco, F., Abarca, B. and Ballesteros, R., *Tetrahedron*, **2005**, 61, 4779.
- ⁸⁶ Goldberg, Yu., Sturkovich, R. and Lukevics, E., *Synth. Commun.*, **1993**, 23, 1235.
- ⁸⁷ Wu, X. and Rieke, R. D., *J. Org. Chem.*, **1995**, 60, 6658.
- ⁸⁸ Spagnolo, P. and Zanirato, P., *J. Chem. Soc., Perkin Trans. 1*, **1996**, 963.
- ⁸⁹ Wu, X., Chen, T. A., Zhu, L. and Rieke, R. D., *Tetrahedron Lett.*, **1994**, 35, 3673.
- ⁹⁰ Rieke, R. D., Kim, S.-H. and Wu, X., *J. Org. Chem.*, **1997**, 62, 6921.
- ⁹¹ Frisell, C. and Lawesson, S.-O., *Org. Synth., Coll. Vol. V*, **1973**, 642.
- ⁹² Camici, L., Ricci, A. and Taddei, M., *Tetrahedron Lett.*, **1986**, 27, 5155.
- ⁹³ Acheson, R. M., MacPhee, K. E., Philpott, R. G. and Barltrop, J. A., *J. Chem. Soc.*, **1956**, 698.
- ⁹⁴ Alvarez, M., Bosch, J., Granados, R. and López, F., *J. Heterocycl. Chem.*, **1978**, 15, 193.
- ⁹⁵ de Bettencourt-Dias, A., Viswanathan, S. and Rollett, A., *J. Am. Chem. Soc.*, **2007**, 129, 15436.
- ⁹⁶ Raposo, M. M. M., Fonseca, A. M. C. and Kirsch, G., *Tetrahedron*, **2004**, 60, 4071.
- ⁹⁷ Arnsward, M. and Neumann, W. P., *J. Org. Chem.*, **1993**, 58, 7022.
- ⁹⁸ Fuller, L. S., Iddon, B. and Smith, K. A., *J. Chem. Soc., Perkin Trans. 1*, **1997**, 3465.
- ⁹⁹ 'The chemistry of thienothiophenes', Litvinov, V. P., *Adv. Heterocycl. Chem.*, **2006**, 90, 125.
- ¹⁰⁰ Li, X.-C., Siringhaus, H., Garnier, F., Holmes, A. B., Moratti, S. C., Feeder, N., Clegg, W., Teat, S. J. and Friend, R. H., *J. Am. Chem. Soc.*, **1998**, 120, 2206.
- ¹⁰¹ Frey, J., Proemmel, S., Armitage, M. A. and Holmes, A. B., *Org. Synth.*, **2006**, 83, 209.
- ¹⁰² Nenajdenko, V. G., Gribkov, D. V., Sumerin, V. V. and Balenkova, E. S., *Synthesis*, **2003**, 124.
- ¹⁰³ 'The base-catalysed halogen dance, and other reactions of aryl halides', Bunnett, J. F., *Acc. Chem. Res.*, **1972**, 5, 139.
- ¹⁰⁴ Brandsma, L. and de Jong, R. L. P., *Synth. Commun.*, **1990**, 20, 1697.
- ¹⁰⁵ Camazzi, C. M., Leardini, R., Tundo, A. and Tiecco, M., *J. Chem. Soc., Perkin Trans. 1*, **1974**, 271; Bartle, M., Gore, S. T., Mackie, R. K. and Tedder, J. M., *J. Chem. Soc., Perkin Trans. 1*, **1976**, 1636.
- ¹⁰⁶ Camaggi, C.-M., Leardini, R., Tiecco, M. and Tundo, A., *J. Chem. Soc., B*, **1970**, 1683; Vernin, G., Metzger, J. and Párkányi, C., *J. Org. Chem.*, **1975**, 40, 3183.
- ¹⁰⁷ Ryang, H. S. and Sakurai, H., *J. Chem. Soc., Chem. Commun.*, **1972**, 594; Allen, D. W., Buckland, D. J., Hutley, B. G., Oades, A. C. and Turner, J. B., *J. Chem. Soc., Perkin Trans. 1*, **1977**, 621; D'Auria, M., De Luca, E., Mauriello, G. and Racioppi, R., *Synth. Commun.*, **1999**, 29, 35.
- ¹⁰⁸ Chuang, C.-P. and Wang, S.-F., *Synth. Commun.*, **1994**, 24, 1493; *idem*, *Synlett*, **1995**, 763.
- ¹⁰⁹ Araneo, S., Arrigoni, R., Bjorsvik, H.-R., Fontana, F., Minisci, F. and Recupero, F., *Tetrahedron Lett.*, **1996**, 37, 7425.
- ¹¹⁰ Hansen, S., *Acta Chem. Scand.*, **1954**, 8, 695.
- ¹¹¹ Wynberg, H. and Logothetis, A., *J. Am. Chem. Soc.*, **1956**, 78, 1958.
- ¹¹² Gol'dfarb, Ya. L., Taits, S. Z. and Belen'kii, L. I., *Tetrahedron*, **1963**, 19, 1851.
- ¹¹³ Birch, S. F. and McAllan, D. T., *J. Chem. Soc.*, **1951**, 2556.
- ¹¹⁴ Blenderman, W. G., Joullié, M. M. and Preti, G., *Tetrahedron Lett.*, **1979**, 4985; Kosugi, K., Anisimov, A. V., Yamamoto, H., Yamashiro, R., Shirai, K. and Kumamoto, T., *Chem. Lett.*, **1981**, 1341; Altenbach, H.-J., Brauer, D. J. and Merhof, G. F., *Tetrahedron*, **1997**, 53, 6019.
- ¹¹⁵ 'Applications of ionic hydrogenation to organic synthesis', Kursanov, D. N., Parnes, Z. N. and Loim, N. M., *Synthesis*, **1974**, 633.
- ¹¹⁶ Kursanov, D. N., Parnes, Z. N., Bolestova, G. I. and Belen'kii, L. I., *Tetrahedron*, **1975**, 31, 311.
- ¹¹⁷ Lyakhovetsky, Yu., Kalinkin, M., Parnes, Z., Latypova, F. and Kursanov, D., *J. Chem. Soc., Chem. Commun.*, **1980**, 766.
- ¹¹⁸ 'Cycloaddition, ring-opening, and other novel reactions of thiophenes', Iddon, B., *Heterocycles*, **1983**, 20, 1127; 'Cycloaddition reactions with vinyl heterocycles', Sepúlveda-Arques, J., Abarca-González, B. and Medio-Simón, M., *Adv. Heterocycl. Chem.*, **1995**, 63, 339.
- ¹¹⁹ Kumamoto, K., Fukuda, I. and Kotsuki, H., *Angew. Chem. Int. Ed.*, **2004**, 43, 2015.
- ¹²⁰ Helder, R. and Wynberg, H., *Tetrahedron Lett.*, **1972**, 605; Kuhn, H. J. and Gollnick, K., *Chem. Ber.*, **1973**, 106, 674.
- ¹²¹ Corral, C., Lissavetzky, J. and Manzanares, I., *Synthesis*, **1997**, 29.
- ¹²² Li, Y., Thiemann, T., Sawada, T., Mataka, S. and Tashiro, M., *J. Org. Chem.*, **1997**, 62, 7926.
- ¹²³ Furukawa, N., Zhang, S.-Z., Sato, S. and Higaki, M., *Heterocycles*, **1997**, 44, 61.
- ¹²⁴ Furukawa, N., Zhang, S.-Z., Horn, E., Takahashi, O. and Sato, S., *Heterocycles*, **1998**, 47, 793.
- ¹²⁵ Takayama, J., Sugihara, Y., Takayanagi, T. and Nakayama, J., *Tetrahedron Lett.*, **2005**, 46, 4165.
- ¹²⁶ Wynberg, H., *Acc. Chem. Res.*, **1971**, 4, 65.
- ¹²⁷ Marzinzik, A. L. and Rademacher, P., *Synthesis*, **1995**, 1131.
- ¹²⁸ Sato, K., Arai, S. and Yamagishi, T., *J. Heterocycl. Chem.*, **1996**, 33, 57.
- ¹²⁹ Campaigne, E. and Tullar, B. F., *Org. Synth., Coll. Vol. IV*, **1963**, 921; Clarke, J. A. and Meth-Cohn, O., *Tetrahedron Lett.*, **1975**, 4705.
- ¹³⁰ Nakayama, J., Kawamura, T., Kuroda, K. and Fujita, A., *Tetrahedron Lett.*, **1993**, 34, 5725.
- ¹³¹ Gaertner, R., *J. Am. Chem. Soc.*, **1951**, 79, 3934.
- ¹³² Merz, A. and Rehm, C., *J. Prakt. Chem.*, **1996**, 338, 672; Coffey, M., McKellar, B. R., Reinhardt, B. A., Nijakowski, T. and Feld, W. A., *Synth. Commun.*, **1996**, 26, 2205.
- ¹³³ Jakobsen, H. J., Larsen, E. H. and Lawesson, S.-O., *Tetrahedron*, **1963**, 19, 1867.
- ¹³⁴ Allen, D. W., Clench, M. R., Hewson, A. T. and Sokmen, M., *J. Chem. Res. (S)*, **1996**, 242.
- ¹³⁵ Gronowitz, S. and Hoffman, R. A., *Ark. Kemi*, **1960**, 15, 499; Hörnfeldt, A.-B., *ibid.*, **1964**, 22, 211.
- ¹³⁶ Thorstad, O., Undheim, K., Cederlund, B. and Hörnfeldt, A.-B., *Acta Chem. Scand.*, **1975**, B29, 647.
- ¹³⁷ Hunter, G. A. and McNab, H., *J. Chem. Soc., Chem. Commun.*, **1990**, 375.

- ¹³⁸ Lantz, R. and Hörnfeldt, A.-B., *Chem. Scr.*, **1976**, *10*, 126; Hurd, C. D. and Kreuz, K. L. *J. Am. Chem. Soc.*, **1950**, *72*, 5543.
- ¹³⁹ Rassu, G., Spanu, P., Pinna, L., Zanardi, F. and Casiraghi, G., *Tetrahedron Lett.*, **1995**, *36*, 1941; 'Furan-, pyrrole-, and thiophene-based siloxydienes for synthesis of densely functionalised homochiral compounds', Casiraghi, G. and Rassu, G., *Synthesis*, **1995**, 607.
- ¹⁴⁰ 'Synthesis of amino derivatives of five-membered heterocycles by Thorpe-Ziegler cyclisation', Granik, V. G., Kadushkin, A. V. and Liebscher, J., *Adv. Heterocycl. Chem.*, **1998**, *72*, 79.
- ¹⁴¹ Steinkopf, W., *Justus Liebigs Ann. Chem.*, **1914**, *403*, 17; Steinkopf, W. and Höpner, T., *ibid.*, **1933**, *501*, 174.
- ¹⁴² Meth-Cohn, O. and Narine, B., *Synthesis*, **1980**, 133.
- ¹⁴³ Campaigne, E. and Monroe, P. A., *J. Am. Chem. Soc.*, **1954**, *76*, 2447.
- ¹⁴⁴ Kenning, D. D., Mitchell, K. A., Calhoun, T. R., Funfar, M. R., Sattler, D. J. and Rasmussen, S. C. *J. Org. Chem.*, **2002**, *67*, 9073.
- ¹⁴⁵ Brunett, E. W., Altwein, D. M. and McCarthy, W. C., *J. Heterocycl. Chem.*, **1973**, *10*, 1067.
- ¹⁴⁶ 'The preparation of thiophenes and tetrahydrothiophenes', Wolf, D. E. and Folkers, K., *Org. Reactions*, **1951**, *6*, 410.
- ¹⁴⁷ Shridar, D. R., Jogibhukta, M., Shanthon Rao, P. and Handa, V. K., *Synthesis*, **1982**, 1061; Jones, R. A. and Civcir, P. U., *Tetrahedron*, **1997**, *53*, 11529.
- ¹⁴⁸ Freeman, F., Lee, M. Y., Lu, H., Wang, X. and Rodriguez, E., *J. Org. Chem.*, **1994**, *59*, 3695.
- ¹⁴⁹ Feldkamp, R. F. and Tullar, B. F., *Org. Synth., Coll. Vol. IV*, **1963**, 671.
- ¹⁵⁰ Schulte, K. E., Reisch, J. and Hörner, L., *Chem. Ber.*, **1962**, *95*, 1943; Kozhushkov, S., Hanmann, T., Boese, R., Knieriem, B., Scheib, S., Bäuerle, P. and de Meijere, A., *Angew. Chem., Int. Ed. Engl.*, **1995**, *35*, 781; Alzeer, J. and Vasella, A., *Helv. Chim. Acta*, **1995**, *78*, 177.
- ¹⁵¹ Von Kieseritzky, F., Allared, F., Dahlsdtedt, E. and Hellberg, J., *Tetrahedron Lett.*, **2004**, *45*, 6049.
- ¹⁵² Wynberg, H. and Kooreman, H. J., *J. Am. Chem. Soc.*, **1965**, *87*, 1739.
- ¹⁵³ Agarwal, N., Hung, C.-H. and Ravikanth, M., *Tetrahedron*, **2004**, *60*, 10671.
- ¹⁵⁴ Taylor, E. C. and Dowling, J. E., *J. Org. Chem.*, **1997**, *62*, 1599.
- ¹⁵⁵ Obrecht, D., Gerber, F., Sprenger, D. and Masquelin, T., *Helv. Chim. Acta*, **1997**, *80*, 531.
- ¹⁵⁶ Clemens, R. T. and Smith, S. Q., *Tetrahedron Lett.*, **2005**, *46*, 1319.
- ¹⁵⁷ McIntosh, J. M. and Khalil, H., *Can. J. Chem.*, **1975**, *53*, 209.
- ¹⁵⁸ Fevig, T. L., Phillips, W. G. and Lau, P. H., *J. Org. Chem.*, **2001**, *66*, 2493.
- ¹⁵⁹ Hesse, S., Perspicace, E. and Kirsch, G., *Tetrahedron Lett.*, **2007**, *48*, 5261.
- ¹⁶⁰ Nakayama, J., Machida, H., Saito, R. and Hoshino, M., *Tetrahedron Lett.*, **1985**, *26*, 1983.
- ¹⁶¹ Nakayama, J. and Kuroda, K., *J. Am. Chem. Soc.*, **1993**, *115*, 4612.
- ¹⁶² Prim, D. and Kirsch, G., *Synth. Commun.*, **1995**, *25*, 2449.
- ¹⁶³ Gewalt, K., Rennett, S., Schindler, R. and Schäfer, H., *J. Prakt. Chem.*, **1995**, *337*, 472.
- ¹⁶⁴ Rehwald, M., Gewalt, K. and Böttcher, G., *Heterocycles*, **1997**, *45*, 493.
- ¹⁶⁵ De Jong, R. L. P. and Brandsma, L., *J. Chem. Soc., Chem. Commun.*, **1983**, 1056; Otsubo, T., Kono, Y., Hozo, N., Miyamoto, H., Aso, Y., Ogura, F., Tanaka, T. and Sawada, M., *Bull. Chem. Soc. Jpn.*, **1993**, *66*, 2033.
- ¹⁶⁶ Reddy, K. V. and Rajappa, S., *Heterocycles*, **1994**, *37*, 347.
- ¹⁶⁷ Gewalt, K., Schinke, E. and Böttcher, H., *Chem. Ber.*, **1966**, *99*, 94.
- ¹⁶⁸ Hoener, A. P. F., Henkel, B. and Gauvin, J.-C., *Synlett*, **2003**, 63.
- ¹⁶⁹ Sridhar, M., Rao, R. M., Baba, N. H. K. and Kumbhare, R. M., *Tetrahedron Lett.*, **2007**, *48*, 3171.
- ¹⁷⁰ Huang, W., Li, J., Tang, J., Liu, H., Shen, J. and Jiang, H., *Synth. Commun.*, **2005**, *35*, 1351.
- ¹⁷¹ Tormyshev, V. M., Trukhin, D. V., Rogozhnikova, O. Yu., Mikhailina, T. V., Troitskaya, T. I. and Flinn, A., *Synlett*, **2006**, 2559.
- ¹⁷² Brandsma, L. and Verkruijsse, H. D., *Synth. Commun.*, **1990**, *20*, 2275.
- ¹⁷³ Kagan, J., Arora, S. K., Prakesh, I. and Üstunol, A., *Heterocycles*, **1983**, *20*, 1341.
- ¹⁷⁴ Matsumoto, K., Nakaminami, H., Sogabe, M., Kurata, H. and Oda, M., *Tetrahedron Lett.*, **2002**, *43*, 3049.
- ¹⁷⁵ Wex, B., Kaafarani, B. R., Kirschbaum, K. and Neckers, D. C., *J. Org. Chem.*, **2005**, *60*, 4502.

Furans: Reactions and Synthesis



Furans¹ are volatile, fairly stable compounds with pleasant odours. Furan itself is slightly soluble in water. It is readily available, and its commercial importance is mainly due to its role as the precursor of the very widely used solvent tetrahydrofuran (THF). Furan is produced by the gas-phase decarbonylation of furfural (2-formylfuran, furan-2-carboxaldehyde), which in turn is prepared in very large quantities by the action of acids on vegetable residues, mainly from the manufacture of porridge oats and cornflakes. Furfural was first prepared in this way as far back as 1831 and its name is derived from *furfur*, which is the Latin word for bran; in due course, in 1870, the word furan was coined from the same root. Hydrogenation of furfural produces 2-methyltetrahydrofuran, commonly known as MeTHF, a solvent with significant advantages² over THF, for example it is only partially miscible with water, making isolation of products easier; it does not freeze until $-136\text{ }^{\circ}\text{C}$, so it is suitable for reactions at very low temperature. 5-Hydroxymethylfurfural (and hence 2,5-diformylfuran by oxidation or 2,5-dimethylfuran by reduction³) can be produced from fructose⁴ or glucose⁵ by dehydration. 2,5-Dimethylfuran has potential as a bio-fuel – it has a higher energy density than ethanol.⁶

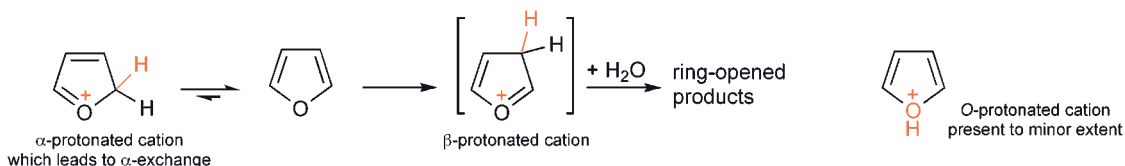
18.1 Reactions with Electrophilic Reagents

Of the three five-membered systems with one heteroatom considered in this book, furan is the ‘least aromatic’ and as such has the greatest tendency to react in such a way as to give addition products – this is true in the context of its interaction with the usual electrophilic substitution reagents, considered in this section, as well as in Diels–Alder-type processes (see 18.7).

18.1.1 Substitution at Carbon

18.1.1.1 Protonation

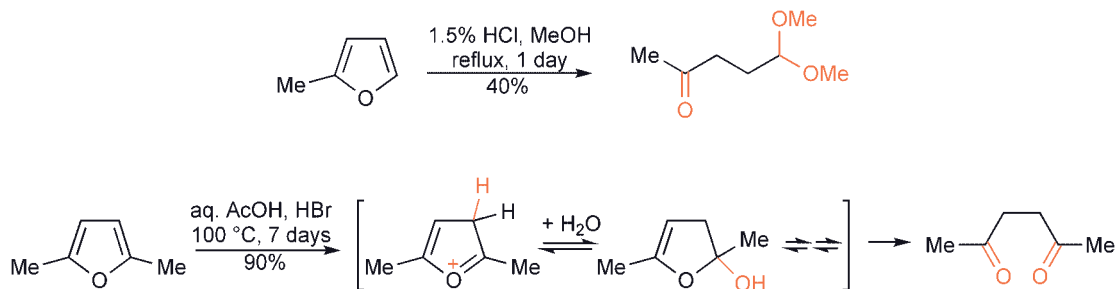
Furan and the simple alkyl-furans are relatively stable to aqueous mineral acids, though furan is instantly decomposed by concentrated sulfuric acid or by Lewis acids, such as aluminium chloride. Furan reacts only slowly with hydrogen chloride, either as the concentrated aqueous acid or in a non-hydroxylic organic solvent. Hot, dilute aqueous mineral acids cause hydrolytic ring opening.



No pK_{aH} value is available for O-protonation of furan, but it is probably much less basic at oxygen than an aliphatic ether. Acid-catalysed deuteration occurs at an α -position;⁷ 3/4-deuterio-furans are not obtained because, although β -protonation probably occurs, the cation produced is more susceptible to water, leading to hydrolytic ring opening. An estimate of $pK_{\text{aH}} - 10.0$ was made for the 2-protonation of 2,5-di-*t*-butylfuran, which implies a value of about -13 for furan itself.⁸ An α -protonated cation, stable in solution, is produced on treatment of 2,5-di-*t*-butylfuran with concentrated sulfuric acid.^{8,9}

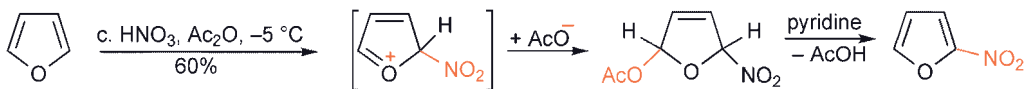
Reactions of Protonated Furans

The hydrolysis (or alcoholysis) of furans involves nucleophilic addition of water (or an alcohol) to an initially formed cation, giving rise to open-chain 1,4-dicarbonyl-compounds or derivatives thereof. This is in effect the reverse of one of the general methods for the construction of furan rings (18.13.1.1). Succinaldehyde cannot be obtained from furan itself, presumably because this dialdehyde is too reactive under conditions for hydrolysis, but some alkyl-furans can be converted into 1,4-dicarbonyl products quite efficiently, and this can be viewed as a good method for their synthesis, and of cyclopentenones derived from them.¹⁰ Other routes from furans to 1,4-dicarbonyl compounds are the hydrolysis of 2,5-dialkoxy-tetrahydro-furans (18.1.1.4) and by various oxidative procedures (18.2).



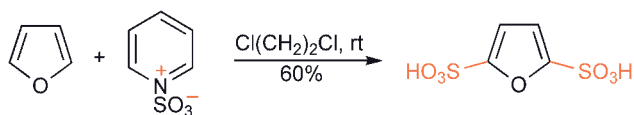
18.1.1.2 Nitration

Sensitivity precludes the use of concentrated acid nitrating mixtures. Reaction of furan, or substituted furans¹¹ with acetyl nitrate produces non-aromatic adducts, in which progress to a substitution product has been interrupted by nucleophilic addition of acetate to the cationic intermediate, usually¹² at C-5.¹³ Aromatisation, by loss of acetic acid, to give the nitro-substitution product, will take place under solvolytic conditions, but is better effected by treatment with a weak base, like pyridine.¹⁴ Further nitration of 2-nitrofuran gives 2,5-dinitrofuran as the main product.¹⁵



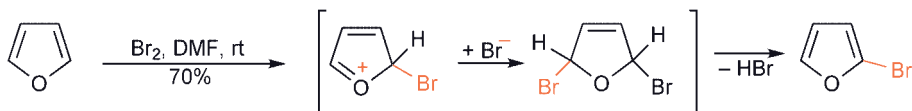
18.1.1.3 Sulfonation

Furan and its simple alkyl-derivatives are decomposed by the usual strong acid reagents, but the pyridine-sulfur-trioxide complex can be used, disubstitution of furan occurring even at room temperature.¹⁶

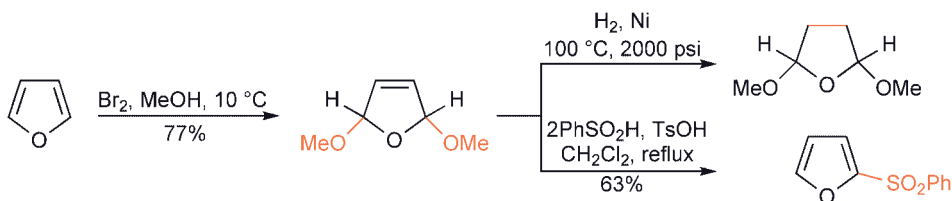


18.1.1.4 Halogenation

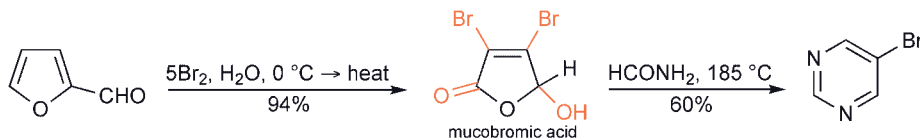
Furan reacts vigorously with chlorine and bromine at room temperature to give polyhalogenated products, but does not react at all with iodine.¹⁷ Controlled conditions – bromine in dimethylformamide at room temperature – smoothly produce 2-bromo- or 2,5-dibromo-furans.¹⁸ The bromination probably proceeds via a 2,5-dibromo-2,5-dihydro-adduct, indeed such species have been observed at low temperature using ¹H NMR spectroscopy.¹⁹



If the bromination is conducted in an alcohol, trapping of the intermediate by C-5 addition of the alcohol, then alcoholysis of C-2-bromide, produces 2,5-dialkoxy-2,5-dihydrofurans, as mixtures of *cis*- and *trans*-isomers;²⁰ hydrogenation of these species affords 2,5-dialkoxy-tetrahydrofurans, extremely useful as 1,4-dicarbonyl synthons – the unsubstituted example is equivalent to succindialdehyde.²¹ The 2,5-dialkoxy-2,5-dihydrofurans are also useful for the synthesis of 2-substituted furans, for example with benzenethiol or phenylsulfonic acid, 2-sulfur-substituted furans are formed²² and with enol ethers, 2-(2,2-dialkoxyethyl)-furans are formed.²³ Acid-catalysed hydrolysis produces butenolides²⁴ (see also 18.12.1).

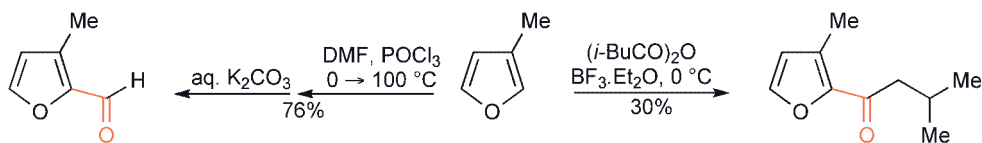


The intrinsically high reactivity of the furan nucleus is further exemplified by the reaction of furfural with excess halogen to produce ‘mucobalic acids’; incidentally, mucobromic acid reacts with formamide to provide a useful synthesis of 5-bromopyrimidine.²⁵ On the other hand, with control, methyl furoate can be cleanly converted into its 5-monobromo or 4,5-dibromo derivatives; hydrolysis and decarboxylation of the latter then affording 2,3-dibromofuran;²⁶ bromination of 3-furoic acid produces 5-bromofuran-3-carboxylic acid.²⁷



18.1.1.5 Acylation

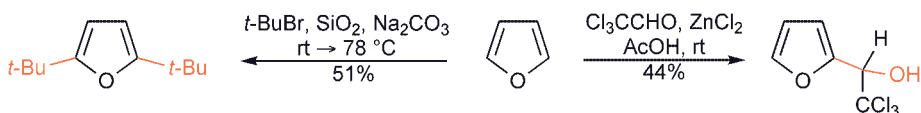
Carboxylic acid anhydrides or halides normally require the presence of a Lewis acid (often boron trifluoride) for Friedel–Crafts acylation of furans, though trifluoroacetic anhydride will react alone. Aluminium-chloride-catalysed acetylation of furan proceeds 7×10^4 times faster at the α -position than at the β -position.²⁸ 3-Alkyl-furans substitute mainly at C-2;²⁹ 2,5-dialkyl-furans can be acylated at a β -position, but generally with more difficulty. 3-Bromofuran is efficiently acetylated at C-2 using aluminium chloride catalysis.³⁰



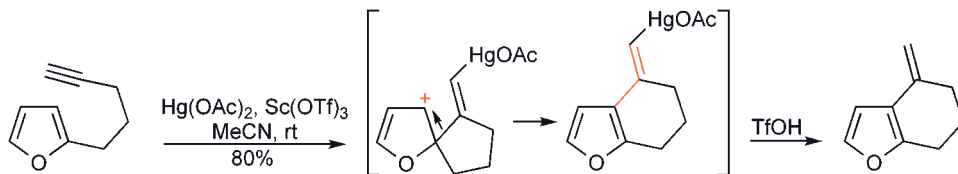
Vilsmeier formylation of furans is a good route to α -formyl-furans,³¹ though the ready availability of furfural as a starting material, and methods involving lithiated furans (18.4), are important. Formylation of substituted furans follows the rule that the strong tendency for α -substitution overrides other factors, thus both 2-methylfuran³² and methyl furan-3-carboxylate³³ give the 5-aldehyde; 3-methylfuran gives mainly the 2-aldehyde.³⁴

18.1.1.6 Alkylation and Alkenylation

Traditional Friedel–Crafts alkylation is not generally practicable in the furan series, partly because of catalyst-induced polymerisation and partly because of polyalkylation. Instances of preparatively useful reactions include: production of 2,5-di-*t*-butylfuran³⁵ from furan or furoic acid³⁶ and the isopropylation of methyl furoate with double substitution, at the 3- and 4-positions.³⁴



Intramolecular alkenylation at a furan α - or β -position by an alkyne occurs, with the formation of bicyclic derivatives, when promoted by mercury(II) acetate (or $\text{Hg}(\text{OAc})(\text{OTf})$, generated *in situ* from mercuric acetate and scandium triflate).³⁷ In the case of closure onto a β -position, a spirocyclic intermediate from preferred attack at the α -position, may be involved, as shown.

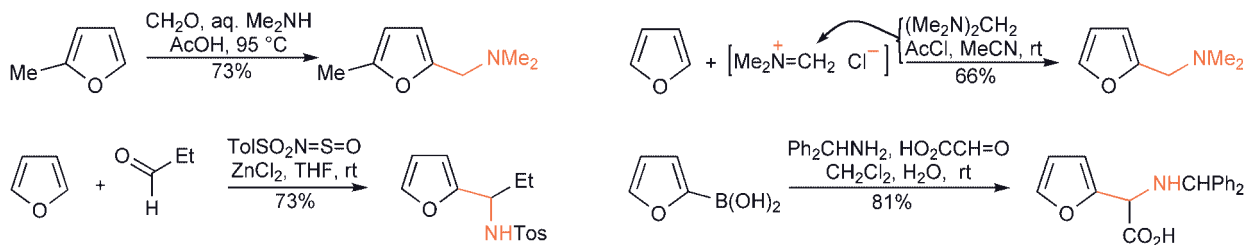


18.1.1.7 Condensation with Aldehydes and Ketones

This occurs by acid catalysis, but generally the immediate product, a furfuryl alcohol, reacts further; 2-(2,2,2-trichloro-1-hydroxy)ethylfuran can, however, be isolated.³⁸ Macrocycles known as tetraoxaquaterenes can be obtained by condensations^{39,40} with dialkyl ketones or cyclohexanone *via* sequences, giving products exactly comparable to those described for pyrrole (16.1.1.7).

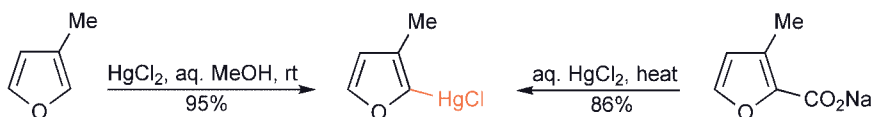
18.1.1.8 Condensation with Imines and Iminium Ions

Mono-alkyl-furans undergo Mannich substitution under normal conditions,⁴¹ but furan itself requires a preformed iminium salt for 2-substitution.⁴² *N*-Tosyl-imines, generated *in situ* from *N*-sulfinyl-*p*-toluenesulfonamide and aldehydes, bring about tosylaminoalkylation at C-2.⁴³ The use of furan boronic acids allows Mannich substitutions at both α - and β -positions, with primary or secondary amine components.⁴⁴



18.1.1.9 Mercuriation

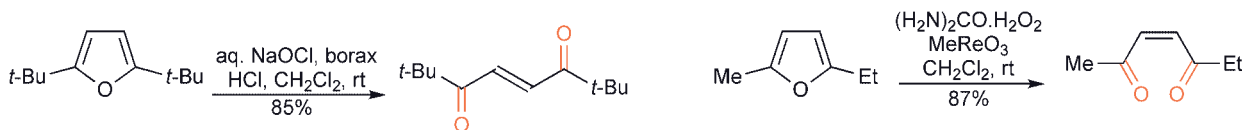
Mercuriation takes place very readily with replacement of hydrogen, or carbon dioxide from an acid.⁴⁵



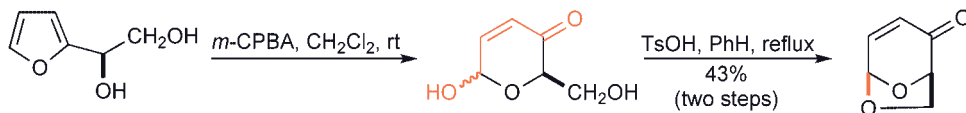
18.2 Reactions with Oxidising Agents

The bromine/methanol (18.1.1.4) oxidation of furans to give 2,5-dialkoxy-2,5-dihydrofurans and the cycloaddition of singlet oxygen (18.7) are discussed elsewhere in this chapter. 2,5-Dialkoxy-2,5-dihydrofurans can also be obtained by electrochemical oxidation in alcohol solvents^{20,46} or conveniently by oxidation with magnesium monoperoxyphthalate in methanol.⁴⁷ Reaction of furan with lead(IV) carboxylates produces 2,5-dialkoxy-2,5-dihydrofurans in useful yields.⁴⁸

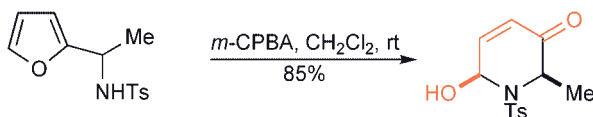
In related chemistry, ring-opened, Δ -2-unsaturated 1,4-diones can be obtained in *E*- or *Z*-form using reagents such as bromine in aqueous acetone or *meta*-chloroperbenzoic acid;⁴⁹ an example is given below.³⁶ Even but-2-en-1,4-dial (malealdehyde) itself can be produced by oxidation with dimethyldioxirane.⁵⁰ The urea/hydrogen peroxide adduct, with catalytic methyltrioxorhenium(VII), oxidises a range of furans to *cis*-ene-diones;⁵¹ magnesium monoperoxyphthalate can also be used for this purpose.⁵² The combination, cumyl hydroperoxide with molybdenum hexacarbonyl, can be used to access either *E*- or *Z*-isomers.⁵³ Oxidation of furans to produce 5-hydroxy-butenolides can be achieved smoothly with buffered sodium chlorite⁵⁴ (see also 18.12.1).



The oxidation of furyl-2-carbinols can produce 6-hydroxy-2*H*-pyran-3(6*H*)-ones (the Achmatowicz rearrangement), which have several synthetic uses,⁵⁵ the most important in the heterocyclic context being for the formation therefrom of pyrylium-3-olate species (11.1.7). The oxidation can be conducted with *meta*-chloroperbenzoic acid,^{56,57} vanadium(III) acetylacetonate with *t*-butyl peroxide,⁵⁸ or with singlet oxygen⁵⁹ (18.7).

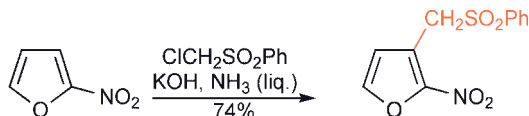


Comparable oxidation of 2-tosylaminomethyl-furans leads to 6-hydroxy-1-tosyl-1,6-dihydro-2*H*-pyridin-3-ones.⁶⁰



18.3 Reactions with Nucleophilic Reagents

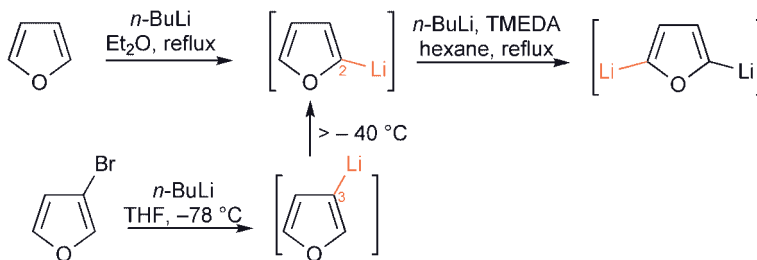
Simple furans do not react with nucleophiles by addition or by substitution. Nitro substituents activate the displacement of halogen, as in benzene chemistry, and VNS methodology (3.3.3) can also be applied to nitro-furans.⁶¹



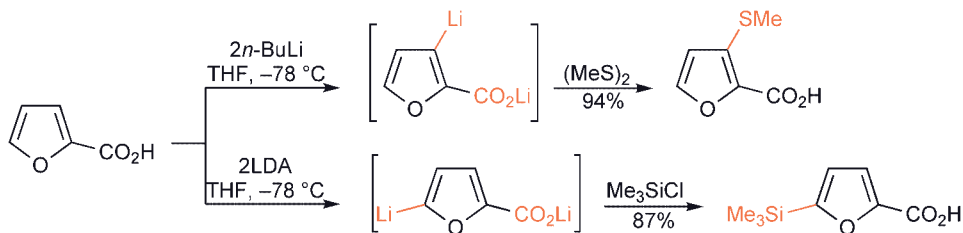
18.4 Metallation and Reactions of C-Metallated Furans

18.4.1 Direct Ring C–H Metallation

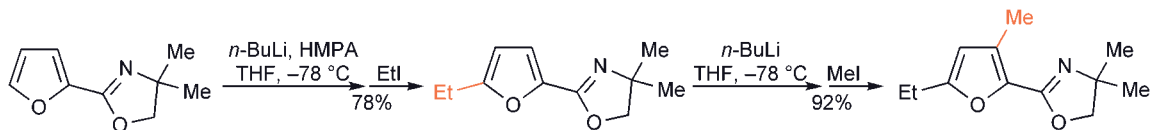
Metallation with alkyllithiums proceeds selectively at an α -position, indeed lithiation of furan is one of the earliest examples⁶² of the now familiar practice of aromatic ring-metallation. The lithiation can be achieved in refluxing ether or indeed at low temperature.⁶³ More forcing conditions can bring about 2,5-dilithiation of furan.⁶⁴ Magnesiumation at an α -position can also be achieved at room temperature, with lithium tri-*n*-butylmagnesate.⁶⁵ The preference for α -deprotonation is nicely illustrated by the demonstration that 3-lithiofuran, produced from 3-bromofuran by metal–halogen exchange at -78°C , equilibrates to the more stable 2-lithiofuran if the temperature rises to $> -40^\circ\text{C}$,⁶⁶ however 3-lithiofuran can be utilised; for example it reacts with bis(trimethylsilyl)peroxide to provide the trimethylsilyl ether of 3-hydroxyfuran.⁶⁷ 2-Lithiofuran has been reacted with many electrophiles, for example the 2-boronic acid,⁶⁸ 2-tri-*n*-butylstannylfuran,⁶⁹ 2-bromofuran⁷⁰ and 2-iodofuran⁷¹ (also from the 2-magnesate⁶⁵) can be prepared efficiently in this way.



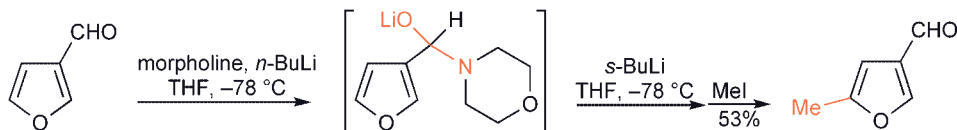
Lithium diisopropylamide can effect C-2-deprotonation of 3-halo-furans.⁷² With furoic acid and two equivalents of lithium diisopropylamide, selective formation of the 5-lithio lithium 2-carboxylate takes place,⁷³ whereas *n*-butyllithium, *via ortho*-assistance, produces the 3-lithio lithium 2-carboxylate.⁷⁴



Ortho-direction of metallation to C-3 by 2-bis(dimethylamino)phosphate,⁷⁵ 2-oxazoline,⁷⁶ or 2-diethylaminocarbonyl⁷⁷ groups, and to C-2 by 3-hydroxymethyl⁷⁸ or 3-*t*-butoxycarbonylamino⁷⁹ also occur. 5-Lithiation of furans with non-directing groups at C-2 provides a route to 2,5-disubstituted furans, but appropriate choice of lithiating conditions can outweigh *ortho*-directing effects, as illustrated.⁸⁰

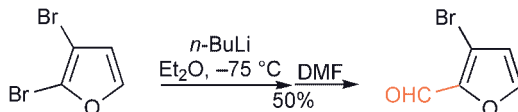


A synthetically useful regioselective 5-lithiation of 3-formylfuran⁸¹ can be achieved by first adding lithium morpholide to the aldehyde and then lithiation at C-5, resulting in 2-substituted 4-formyl-furans, following loss of the amine during work-up.⁸²



18.4.2 Metal–Halogen Exchange

Metallation at C-3 can be achieved *via* metal–halogen exchange.⁸³ The greater stability of a carbanion at an α -position shows up again in a mono-exchange of 2,3-dibromofuran with selective replacement of the α -bromine.^{34,84}



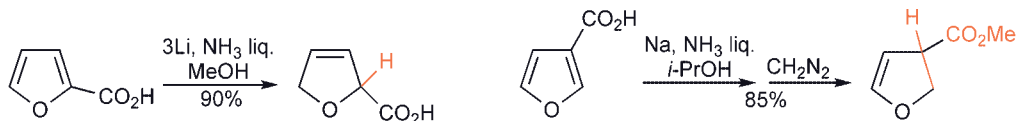
Oxidation of a 2-boronate ester is a means for the synthesis of butenolides (18.12.1).⁸⁵ Furan-3-boronic acid and 3-tri-*n*-butylstannylfuran can be made by reaction of the lithiated species with tri-*iso*-propyl borate⁶⁸ and tri-*n*-butylchlorostannane⁶⁹ respectively.

18.5 Reactions with Radicals

Reactions of furans with radical species as synthetically useful processes have been little developed; arylation⁸⁶ and alkylation⁸⁷ are selective for α -positions. Exposed to dibenzoyl peroxide, furan produces a stereoisomeric mixture of 1,4-addition products.

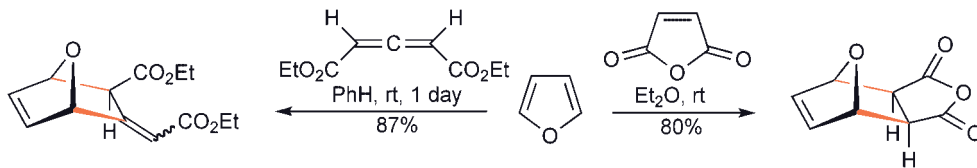
18.6 Reactions with Reducing Agents

The best way to reduce a furan to a tetrahydrofuran is using Raney nickel catalysis, though ring opening, *via* hydrogenolysis of C–O bonds can be a complication. Most furans are not reduced simply by metal/ammonia combinations, however furoic acids⁸⁸ and furoic acid tertiary amides⁸⁹ give dihydro derivatives.

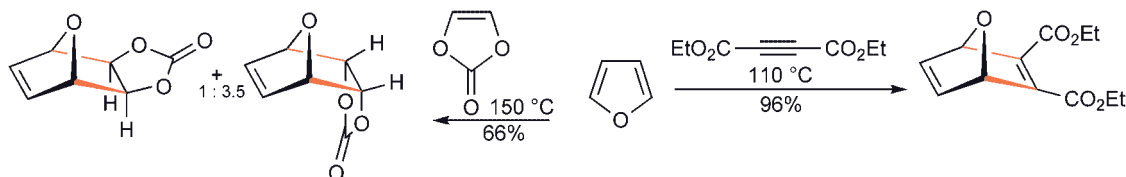


18.7 Electrocyclic Reactions (Ground State)

The 4 + 2 cycloaddition of furan to reactive dienophiles such as maleic anhydride⁹⁰ was one of the earliest described examples of the Diels–Alder reaction;⁹¹ the isolated product is the *exo*-isomer,⁹² though this is the thermodynamic product, the *endo*-isomer being the kinetic product and the cycloaddition being easily reversible.⁹³

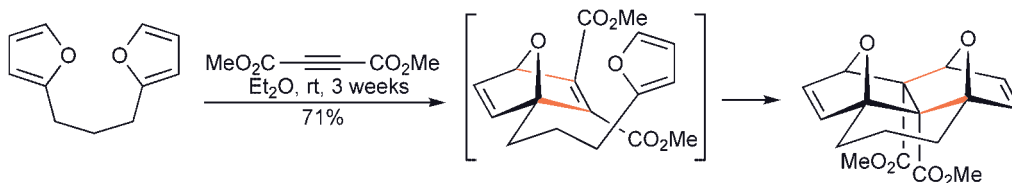


Furan also undergoes cycloadditions with allenes,⁹⁴ with benzyne⁹⁵ and with simpler dienophiles, like acrylonitrile and acrylate; various Lewis acidic catalysts can assist⁹⁶ in some cases, zinc iodide⁹⁷ is one such, hafnium tetrachloride another,⁹⁸ and improved *endo:exo* ratios are obtained in an ionic liquid as reaction solvent.⁹⁹ Maleate and fumarate esters react if the addition is conducted under high pressure.¹⁰⁰ This device can also be used to increase markedly the reactivity of 2-methoxyfuran and 2-acetoxymethoxyfuran towards dienophiles.¹⁰¹ At higher reaction temperatures alkynes¹⁰² and even electron-rich alkenes¹⁰³ will add to furan. 3- or 5-Halo-furans react faster in these cycloadditions.¹⁰⁴

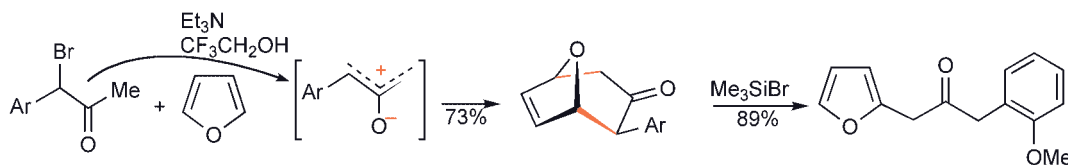


Although, as one would anticipate for the electron-rich component of a normal Diels–Alder pairing, 2-formylfuran is a poor diene; its dimethylhydrazone is a good one, though only ring-opened benzenoid products, derived subsequently from the adducts, are isolated.¹⁰⁵

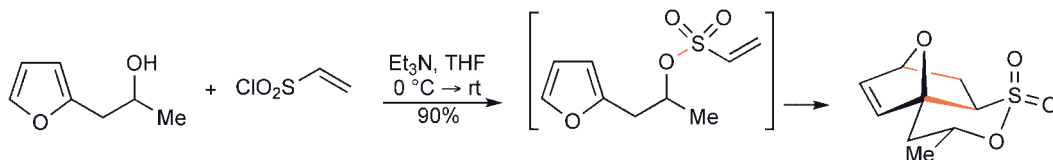
Examples of the exploitation of furan Diels–Alder cycloadditions for the construction of complex systems are many;¹⁰⁶ one delightful example is shown below. The residual dienophilic double bond of the Diels–Alder adduct between one of the two furan rings and dimethyl acetylenedicarboxylate then enters into cycloaddition with the second furan ring.¹⁰⁷



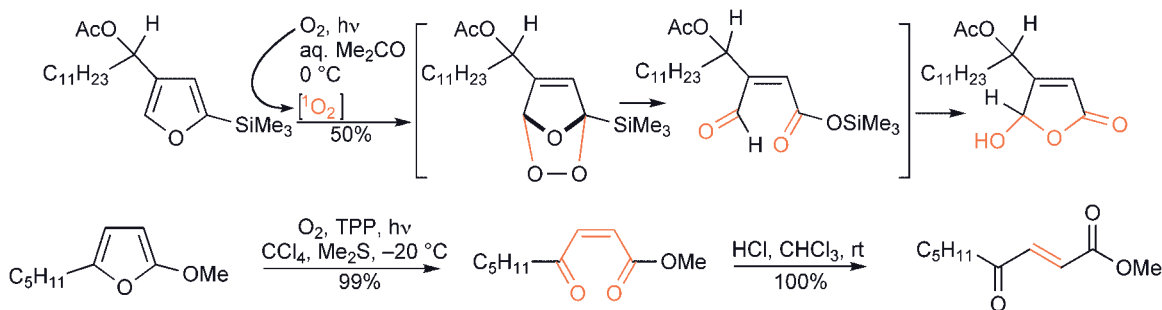
The dipolar cycloaddition of 2-oxallyl cations¹⁰⁸ is also a process that has been exploited for the synthesis of substituted furans and polycyclic materials,¹⁰⁹ for example it can be made the means for the introduction of acylmethyl groups at the furan 2-position.¹¹⁰



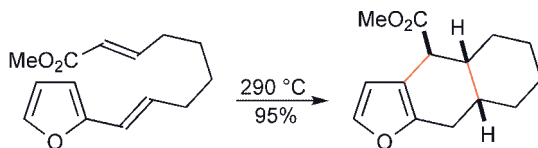
Many examples of furans participating in intramolecular Diels–Alder additions have been described;¹¹¹ the example below illustrates the mildness of conditions required in favourable cases.¹¹² Even unactivated alkenes will cycloadd to furans, in an intramolecular sense.¹¹³



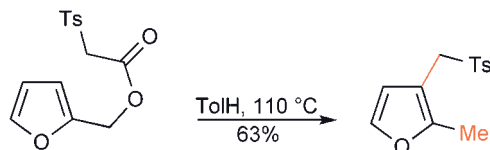
Furans also undergo cycloaddition with singlet oxygen.¹¹⁴ This has been the basis for several routes to highly oxygenated compounds, for example in syntheses of 5-hydroxy-2(5*H*)-furanones¹¹⁵ (4-hydroxybut-2-enolides, see 18.12.1), a structural unit which occurs in several natural products. Addition to a 3-substituted furan in the presence of a hindered base¹¹⁶ or addition¹¹⁷ to 2-trialkylsilyl-4-substituted furans¹¹⁸ leads through, as shown, to 4-substituted 5-hydroxy-2(5*H*)-furanones. 5-Substituted furfural also give 5-hydroxy-2(5*H*)-furanones with loss of the aldehyde carbon.¹¹⁹ A particularly neat example is the reaction of 2-furoic acid which is converted in quantitative yield, *via* decarboxylation, into malaldehydic acid (the cyclic hemiacetal of *Z*-4-oxobut-2-enoic acid).¹²⁰ Addition of singlet oxygen to 2-methoxy-5-alkyl-furans followed by acid-catalysed *Z* to *E* isomerisation produces γ -keto-enoates.¹²¹



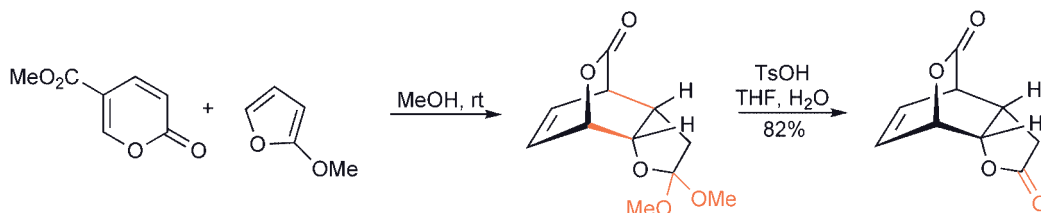
The few examples in which vinyl-furans take part as 4π components¹²² in intramolecular cycloadditions include that shown below.¹²³ In simpler, intermolecular cases yields are generally poor and the extra-annular mode must compete with the more usual intra-annular mode; the inclusion of a bulky group at an α -position assists this differentiation.¹²⁴



Decarboxylative Claisen rearrangement of furfuryl alcohol esters can be used to introduce 3-substituents; comparable rearrangements take place with 2-thienyl and 2-pyrrolyl esters.¹²⁵



The 4,5-double bond of 2-methoxyfuran will participate as a dienophile.¹²⁶

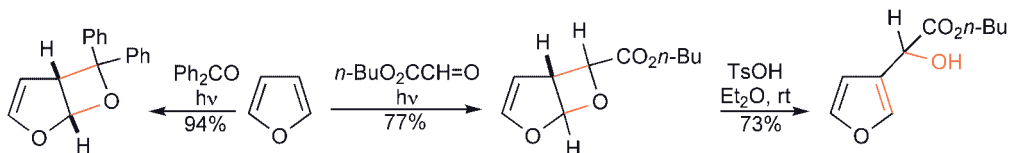


18.8 Reactions with Carbenes and Carbenoids

Dirhodium tetracetate¹²⁷ or copper complexed by trispyrazolylborate ligands¹²⁸ bring about the carbenoid addition of $\text{:CHCO}_2\text{Et}$ from ethyl diazoacetate to furans. Generally, mixtures of cyclopropane and ring opened dienones/als are produced.

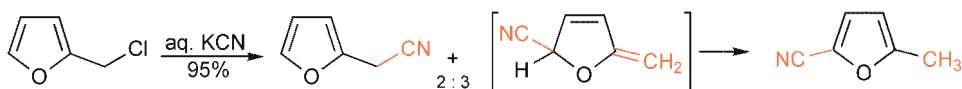
18.9 Photochemical Reactions

The cycloaddition of diaryl ketones and some aldehydes across the furan 2,3-double bond proceeds regioselectively to afford oxetano-dihydrofurans, proton-catalysed cleavage of the acetal linkage in which produces 3-substituted furans.¹²⁹



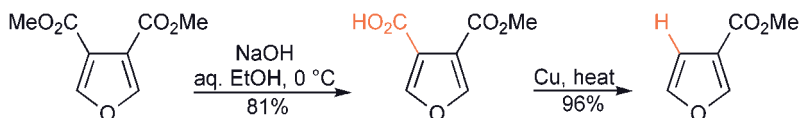
18.10 Furyl-C-X Compounds; Side-Chain Properties

The nucleophilic displacement of halide from furfuryl halides often produces mixtures of products resulting from straightforward displacement on the one hand, and displacement with nucleophilic addition to C-5 on the other;¹³⁰ the second mode proceeds through a non-aromatic intermediate, which then isomerises to aromatic product.

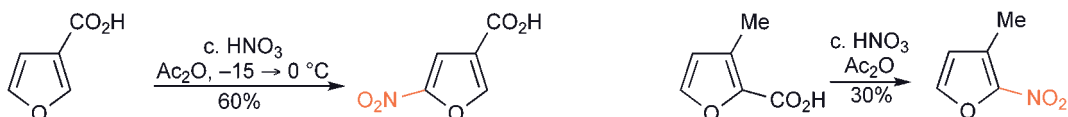


18.11 Furan Carboxylic Acids and Esters and Aldehydes

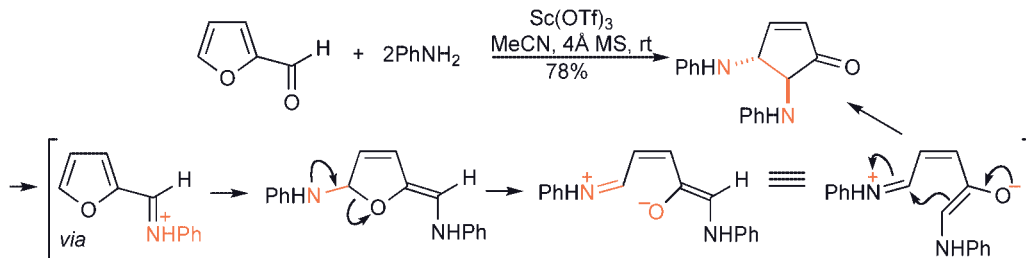
Save for their easy decarboxylation, furan acids (and their esters) are unexceptional. Carbon dioxide is easily lost¹³¹ from either α - or β -acids and presumably involves ring-protonated intermediates and a decarboxylation analogous to that of β -keto-acids, at least in those examples where copper is not utilised.



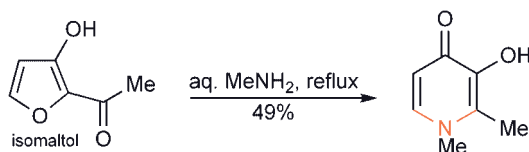
Nitration of 3-furoic acid takes place normally, and at C-5;¹³² α -acids sometimes undergo *ipso*-substitution with decarboxylation,¹³³ for example 2-furoic acid gives the 5-nitro-2-furoic acid, accompanied by some 2,5-dinitrofuran.¹³⁴



The reaction of furfural with anilines has been known since 1850; a controlled process is now available for its reaction with amines, catalysed by lanthanum or scandium triflate, forming *trans*-4,5-diamino-2-pentenones.¹³⁵



Isomaltol, which can be made from α -D-lactose, also takes part in an ANRORC sequence leading to 4-pyridones.¹³⁶

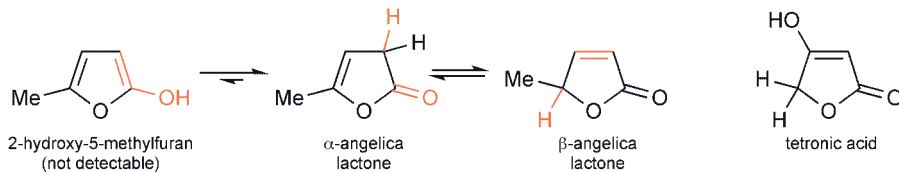


18.12 Oxy- and Amino-Furans

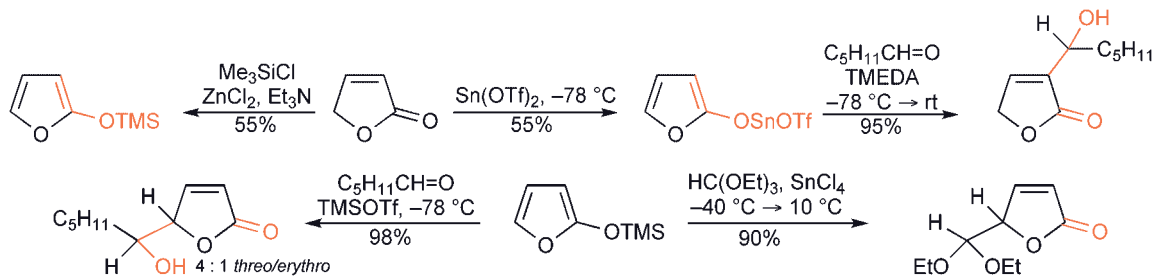
18.12.1 Oxy-Furans

2-Hydroxy-furans exist, if at all, at undetectably low concentrations in tautomeric equilibria involving 2(5*H*)-furanone¹³⁷ and 2(3*H*)-furanone forms, for example the angelica lactones can be equilibrated *via* treatment with an organic base, the more stable being the β -isomer; the chemistry of 2-oxy-furans, then, is that of unsaturated lactones. Less is known of 3-hydroxy-furans save again that the carbonyl tautomeric form (3(2*H*)-furanone) predominates.

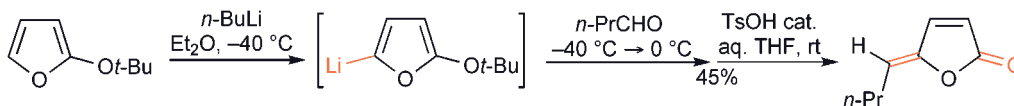
Many natural products¹³⁸ and natural aroma components¹³⁹ contain 2-furanone units and considerable synthetic work has thereby been engendered.¹⁴⁰ In the context of these natural products, the name 'butenolide' is generally employed and compounds are therefore numbered as derivatives of 4-hydroxybutenoic acid and not as a furan, for example a tetronic acid is a 3-hydroxybut-2-enolide. Butenolides can be converted into furans by partial reduction of the lactone, then dehydration.¹⁴¹



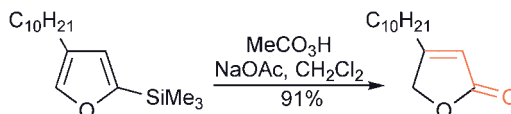
Strategies that have been developed for butenolide construction include the use of 2-trimethylsilyloxyfuran,¹⁴² which reacts with electrophiles at furan C-5,¹⁴³ and, complementarily, furans carrying a 2-oxy-tin (or 2-oxy-boron) substituent, which, *via* chelation control, react with electrophiles at C-3.¹⁴⁴ 2,5-Dimethoxy-2,5-dihydrofuran can generate 2-trimethylsilyloxyfuran *in situ*.¹⁴⁵



2-*t*-Butoxyfuran, available from the reaction of 2-lithiofuran with *t*-butyl perbenzoate,¹⁴⁶ can be lithiated at C-5, reaction with a carbonyl component, then hydrolysis with dehydration, furnishing alkylidene-butenolides.¹⁴⁷



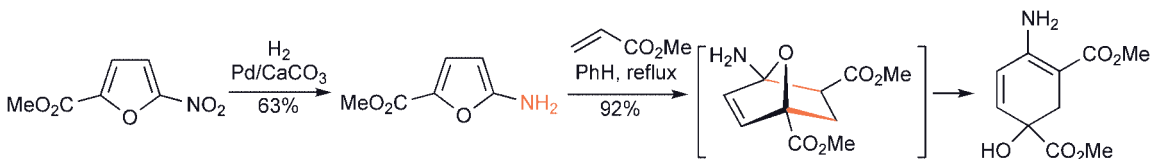
2-Trimethylsilyl-furans are converted into the butenolide by oxidation with peracid.¹⁴⁸



2-Methoxy- and 2-acetoxy-furans are available from 2,5-dimethoxy- and 2,5-diacetoxy-2,5-dihydrofurans (18.1.1.4) *via* acid-catalysed elimination.¹⁴⁹ They undergo Diels–Alder cycloadditions; the adducts can be further transformed into benzenoid compounds by acid-catalysed opening. 3,4-Dihydroxyfuran is undetectable in tautomeric equilibria between mono-enol and dicarbonyl forms; the dimethyl ether behaves as a normal furan, undergoing easy α -electrophilic substitution, mono- or dilithiation at the α -position(s),¹⁵⁰ and Diels–Alder cycloadditions.¹⁵¹ 2,5-Bis(trimethylsilyloxy)furan is synthesised from succinic anhydride; it too undergoes Diels–Alder additions readily.¹⁵² Both furan-2- and -3-thiols can be obtained by reaction of lithiated furans with sulfur; in each case the predominant tautomer is the thiol form.¹⁵³

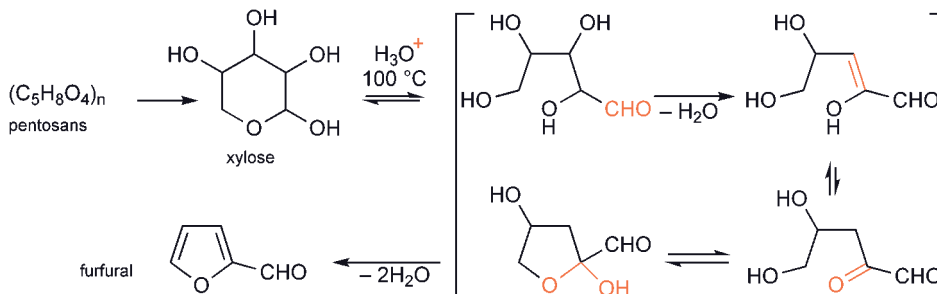
18.12.2 Amino-Furans¹⁵⁴

So little has been described of the chemistry of amino-furans that general comment on their reactivity is difficult to make; it seems likely that simple amino-furans are too unstable to be isolable,¹⁵⁵ though 2-acylamino-furans have been described, for example Boc-masked 2-aminofuran is obtained *via* a Schmidt degradation of the carbonyl azide in *t*-butanol.¹⁵⁶ Heavily substituted amino-furans, in particular those with electron-withdrawing substituents on the ring or on the nitrogen are known.¹⁵⁷ For example methyl 2-aminofuran-5-carboxylate is relatively stable; it undergoes Diels–Alder cycloadditions in the usual manner (cf. 18.7).¹⁵⁸

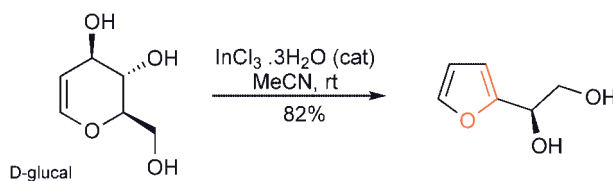


18.13 Synthesis of Furans

Furfural and thence furan, by vapour-phase decarbonylation, are available in bulk and represent the starting points for many furan syntheses. The aldehyde is manufactured¹⁵⁹ from xylose, obtained in turn from pentosans, which are polysaccharides extracted from many plants, e.g. corn cobs and rice husks. Acid catalyses the overall loss of three mole equivalents of water in very good yield. The precise order of events in the multi-step process is not known for certain, however a reasonable sequence¹⁶⁰ is shown below.



More controlled processes can be carried out using milder catalysts such as indium(III) chloride when enantiopure furan alcohols can be obtained.¹⁶¹

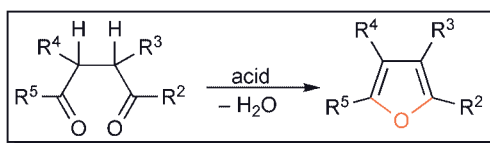


18.13.1 Ring Syntheses

Many routes to furans have been described, but the majority are variants on the first general method – the dehydrating ring closure of a 1,4-dicarbonyl substrate.

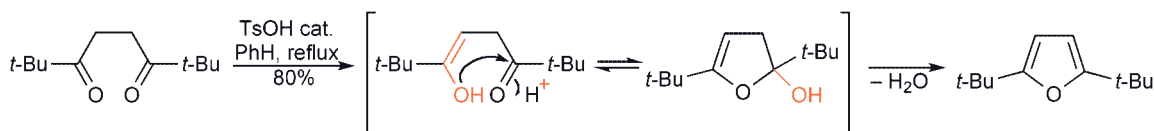
18.13.1.1 From 1,4-Dicarbonyl Compounds

1,4-Dicarbonyl compounds can be dehydrated, with acids, to form furans (cf. 16.16.1.1 and 17.12.1.1).



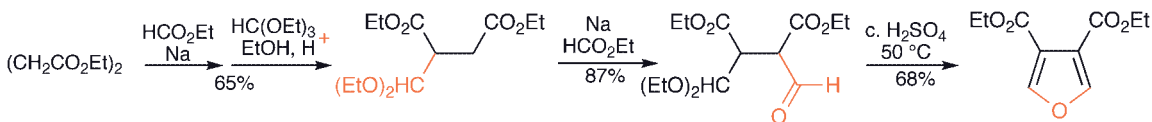
The Paal–Knorr Synthesis

The most widely used approach to furans is the cyclising dehydration of 1,4-dicarbonyl compounds, which provide all of the carbon atoms and the oxygen necessary for the nucleus. Usually, non-aqueous acidic conditions¹⁶² are employed to encourage the loss of water. The process involves addition of the enol oxygen of one carbonyl group to the other carbonyl group, then elimination of water.¹⁶³

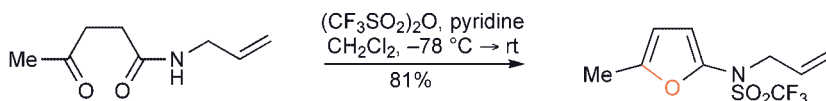


Access to a 1,4-dicarbonyl substrate can be realised in many diverse ways.¹⁶⁴ As just one example, the 1,4-dialdehyde (as a mono-acetal) necessary for a synthesis of diethyl furan-3,4-dicarboxylate was obtained *via* two Claisen condensations with ethyl formate, starting from diethyl succinate.¹⁶⁵ Isomerisation of alk-2-yne 1,4-diols gives 1,4-diketones which proceed in one pot to the 2,5-disubstituted furan, using a

ruthenium catalyst with Xantphos and acid.¹⁶⁶ In another one-pot sequence either 2-butene-1,4-diones or 2-butyne-1,4-diones give furans after being first reduced to the saturated 1,4-dione by the formic acid with palladium-on-carbon reaction medium.¹⁶⁷

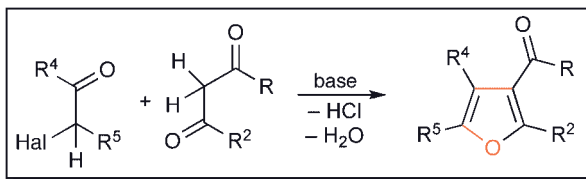


Ring closure of 4-keto-butanamides with trifluoroacetic anhydride or trifluoromethanesulfonic anhydride produce (protected) 2-amino-furans (cf. 18.13.2).¹⁶⁸



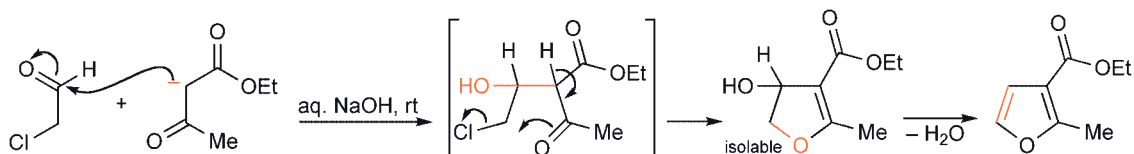
18.13.1.2 From α -Halo-Carbonyl and 1,3-Dicarbonyl Compounds

α -Halo-carbonyl compounds react with 1,3-dicarbonyl compounds in the presence of a base (not ammonia) to give furans.

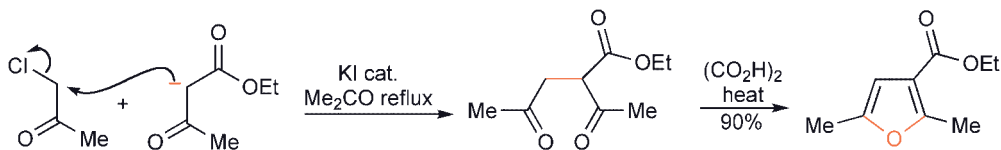


The Feist–Benary Synthesis

This classical synthesis rests on an initial aldol condensation at the carbonyl carbon of a 2-halo-carbonyl-component; ring closure is achieved *via* intramolecular displacement of halide by enolate oxygen; intermediates supporting this mechanistic sequence have been isolated in some cases.¹⁶⁹



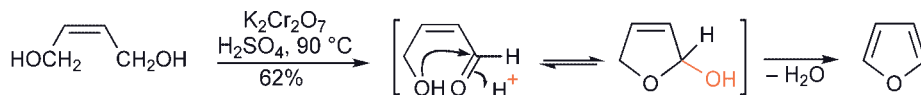
It is important to distinguish this synthesis from the alkylation of a 1,3-dicarbonyl enolate with a 2-halo-ketone, with displacement of halide, producing a 1,4-dicarbonyl unit for subsequent ring closure;¹⁷⁰ presumably the difference lies in the greater reactivity of the carbonyl group (aldehyde in the example) in the Feist–Benary sequence.



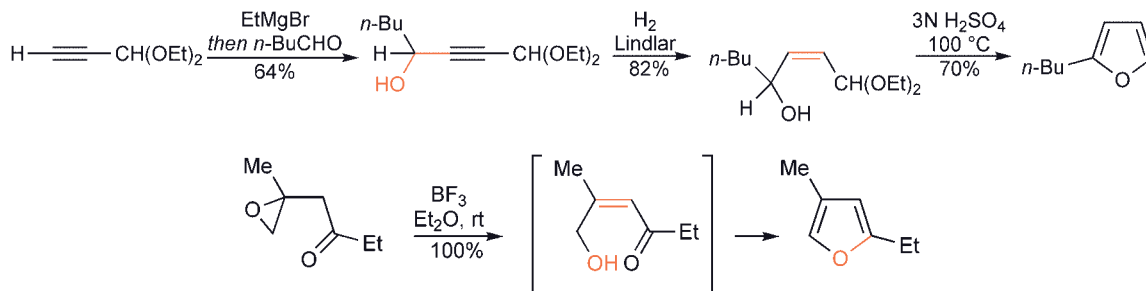
18.13.1.3 From C₄O Compounds

There is a range of furan syntheses that have one aspect in common – the precursor of the aromatic furan has: (i) four carbons, (ii) an oxygen at a terminus and (iii) two degrees of unsaturation located somewhere in the five-atom sequence. Treatment (often acid) of the precursor generates the furan, by a sequence of isomerisations, a ring closure and an elimination (often of water).

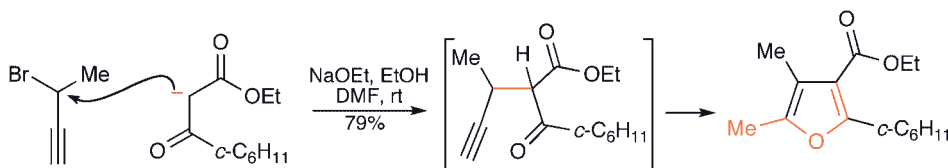
The simplest example here is the oxidation of *cis*-but-2-ene-1,4-diol, which gives furan *via* the hydroxy-aldehyde – the two degrees of unsaturation being the carbonyl and carbon–carbon double bonds.¹⁷¹



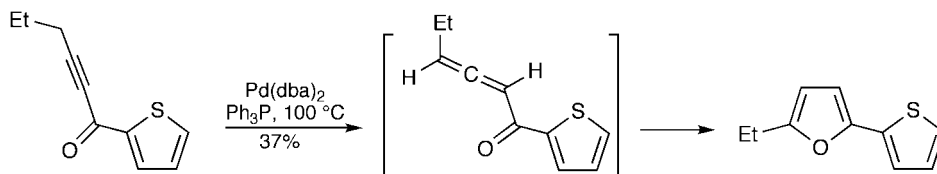
More elaborate 4-hydroxy-enals and -enones have been generated in a variety of ways, for example *via* alkynes¹⁷² or often *via* epoxides,¹⁷³ it being sometimes unnecessary to isolate the hydroxy-enone,¹⁷⁴ or *via* Hörner–Wadsworth–Emmons condensation of β -ketophosphonates with α -acetoxyketones.¹⁷⁵ Acetal,¹⁷⁶ thioenolether¹⁷⁷ or terminal alkyne¹⁷⁸ can be employed as surrogate for the carbonyl group. 1,2,3-Triethyl-4-ols cyclise to give furans.¹⁷⁹ Some of these are exemplified below.



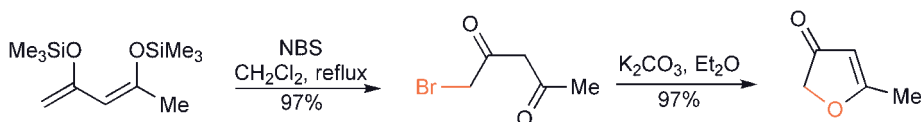
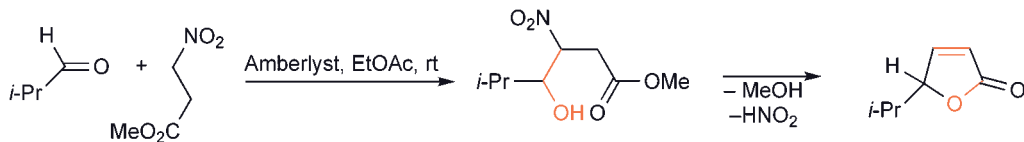
4-Pentynones can be closed to furans using potassium *t*-butoxide,¹⁸⁰ benzyl trimethylammonium methoxide¹⁸¹ or mercury(II) triflate,¹⁸² and 3-pentynones produce furans with zinc chloride,¹⁸³ or with, for example, *N*-bromosuccinimide, give 3-halo-furans.¹⁸⁴ The base-catalysed 2-alkylation of 1,3-dicarbonyl-compounds with propargyl halides, is followed *in situ* by 5-*exo-dig* ring closure.¹⁸⁵ Sundry other isomerisations have utilised gold to catalyse ring closure to furans.¹⁸⁶



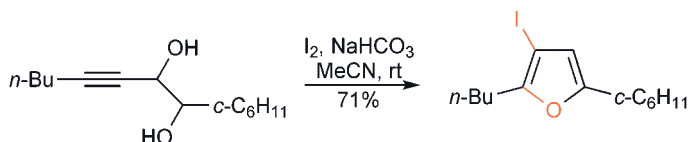
Allenyl-ketones pre-synthesised,¹⁸⁷ or produced *in situ* from palladium(0)- or copper(I)-catalysed isomerisation of conjugated^{188,189} or non-conjugated¹⁹⁰ alkynyl-ketones, can be cyclised to furans. The ring closure can be effected with palladium¹⁹⁰ or gold¹⁹¹ catalysis. Acylation of silyllallenes leads to a furan directly.¹⁹²



Reaction of aldehydes with methyl 3-nitropropanoate in a Henry reaction, leads through to butenolides.¹⁹³ A 3(2*H*)-furanone can be neatly produced by the intramolecular displacement of bromide from a 1-bromo-2,4-dione.¹⁹⁴



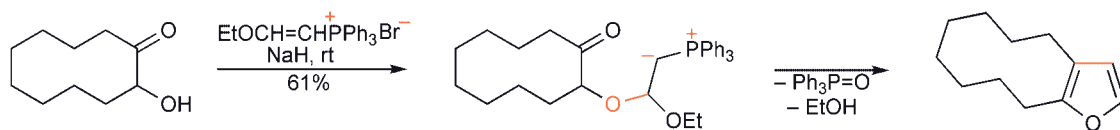
In what is formally a 5-*endo*-dig cyclisation, alk-3-yne-1,2-diols close under the influence of iodine to produce 3-iodo-furans.¹⁹⁵



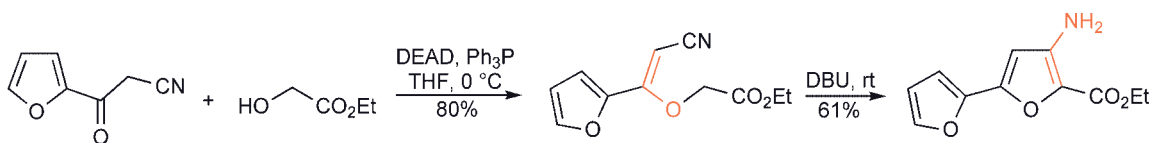
18.13.1.4 Miscellaneous Methods

Considerable ingenuity has been exercised in the development of routes to furans and many are available. This section includes a selection of such one-off routes.

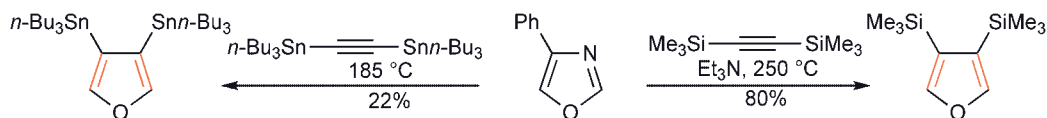
Acyloins react with 'acetylene-transfer' reagents,¹⁹⁶ in one of the few furan syntheses that begins with formation of the ether unit; the cyclising step is a Wittig reaction.



3-Aminofuran-2-carboxylates are formed from the interaction of ethyl glyoxylate with 2-cyano-ketones under Mitsunobu conditions to produce a vinyl ether, which is then ring closed with base.¹⁹⁷



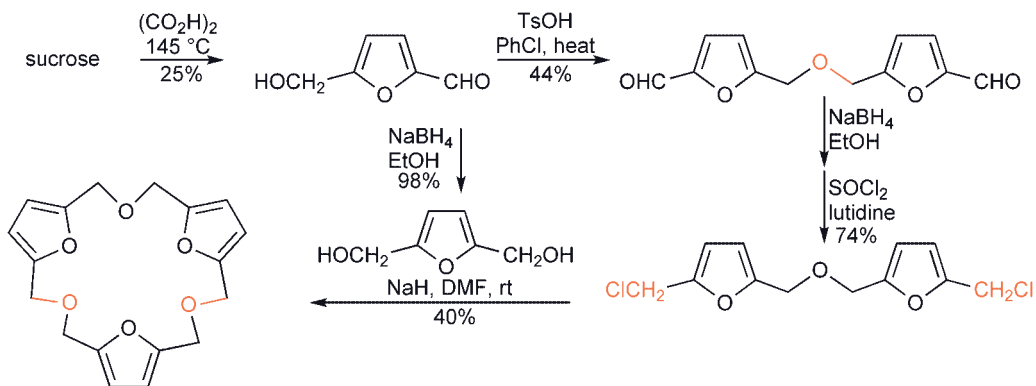
The useful 3,4-bis(tri-*n*-butylstannyl)-¹⁹⁸ and 3,4-bis(trimethylsilyl)-furans¹⁹⁹ are available *via* cycloaddition/cycloreversion steps using 4-phenyloxazole (cf. 17.12.1.7).



18.13.2 Examples of Notable Syntheses of Furans

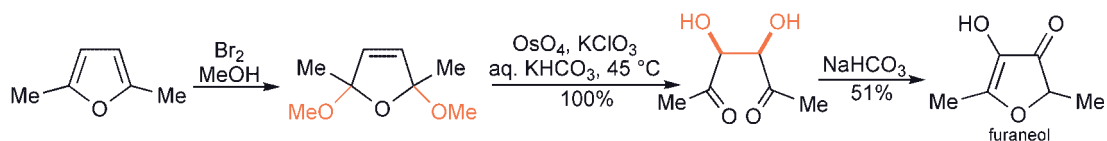
18.13.2.1 Tris(furanyl)-18-Crown-6

Tris(furanyl)-18-crown-6 was prepared utilising the reactivity of furfuryl alcohols and chlorides.²⁰⁰



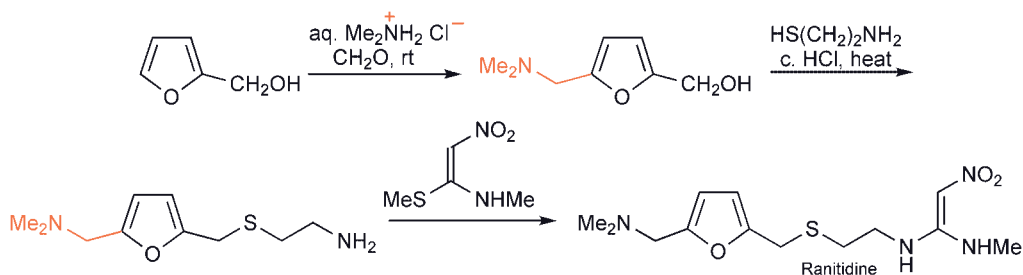
18.13.2.2 Furaneol

Furaneol is a natural flavour principle, isolated from pineapple and strawberry, and used in the food and beverage industries.²⁰¹



18.13.2.3 Ranitidine

Ranitidine is one of the most commercially successful medicines ever developed; it is used for the treatment of stomach ulcers and has been synthesised from furfuryl alcohol.



Exercises**Straightforward revision exercises (consult Chapters 15 and 18):**

- Describe three distinctly different reactions of furans that confirm the relatively smaller aromatic resonance stabilisation of furan compared with thiophene and pyrrole (reactions which lead to non-aromatic products).
- At what position does furan undergo lithiation? How could one prepare the alternative lithio-isomer?
- With what type of dienophile do furans react most readily?
- What types of product can be obtained from the interaction of furans with singlet oxygen ($^1\text{O}_2$)?
- Do 2-hydroxy-furans exist?
- What is the most common method for the ring synthesis of furans? Write a mechanistic sequence for the ring-closing process.
- How could one synthesise 3,4-bis(tri-*n*-butylstannyl)furan?

More advanced exercises:

- Hydrolysis of 2-methoxyfuran with aqueous acid produces 4-hydroxybut-2-enoic acid lactone and $\text{MeO}_2\text{C}(\text{CH}_2)_2\text{CH}=\text{O}$; write sequences involving protonation and reaction with water to rationalise formation of each of these.
- Suggest structures for the products: (i) $\text{C}_{11}\text{H}_8\text{O}_2$ produced by treating 2-phenylfuran with the combination DMF/ POCl_3 then aqueous base; (ii) $\text{C}_9\text{H}_{10}\text{O}_4$ from ethyl furoate/ $\text{Ac}_2\text{O}/\text{SnCl}_4$; (iii) $\text{C}_5\text{H}_2\text{N}_2\text{O}_3$ from 3-cyanofuran with $\text{Ac}_2\text{O}/\text{HNO}_3$; (iv) $\text{C}_{14}\text{H}_{11}\text{Cl}_3\text{O}_6$ from methyl furoate, $\text{CCl}_3\text{CHO}/\text{H}_2\text{SO}_4$.
- Electrochemical oxidation of 5-methylfurfuryl alcohol in methanol solvent afforded $\text{C}_8\text{H}_{14}\text{O}_4$, hydrogenation of which produced $\text{C}_8\text{H}_{16}\text{O}_4$, acid treatment of this gave a cyclic 1,2-dione, $\text{C}_6\text{H}_8\text{O}_2$. What are the structures of these compounds?
- Trace the course of the following synthesis by writing structures for all intermediates: ethyl 2-methylfuran-3-carboxylate with LiAlH_4 , then SOCl_2 , then $\text{LiAlH}_4 \rightarrow \text{C}_6\text{H}_8\text{O}$, treatment of which with Br_2/MeOH , then $\text{H}_2\text{O}/60^\circ\text{C}$, then aq. NaBH_4 gave $\text{C}_6\text{H}_{12}\text{O}_2$.
- Write structures for the products of reacting 2-lithiofuran with: (i) cyclohexanone, (ii) $\text{Br}(\text{CH}_2)_7\text{Cl}$.
- Suggest structures for the (main) product from the following combinations: (i) 3-methylfuran/DMF/ POCl_3 then aq. NaOH ; (ii) 2,3-dibromofuran/*n*-BuLi then H_2O ; (iii) 3-bromofuran/LDA, then $\text{CH}_2\text{O} \rightarrow \text{C}_5\text{H}_5\text{BrO}_2$; (iv) furfural with $\text{EtOH}/\text{H}^+ \rightarrow \text{C}_9\text{H}_{14}\text{O}_3$, then this with BuLi followed by $\text{B}(\text{OBu})_3$ and aqueous acid $\rightarrow \text{C}_5\text{H}_5\text{BO}_4$; (v) 3-bromofuran/BuLi/ -78°C , then $\text{Bu}_3\text{SnCl} \rightarrow \text{C}_{16}\text{H}_{30}\text{OSn}$ and this with $\text{MeCOCl}/\text{PdCl}_2 \rightarrow \text{C}_6\text{H}_6\text{O}_2$.
- Write structures for the products of reaction of: (i) furfuryl alcohol with $\text{H}_2\text{C}=\text{C}=\text{CHCN} \rightarrow \text{C}_9\text{H}_9\text{NO}_2$; (ii) 2,5-dimethylfuran with $\text{CH}_2=\text{CHCOMe}/15\text{ kbar}$; (iii) furan with 2-chlorocyclopentanone/ $\text{Et}_3\text{N}/\text{LiClO}_4 \rightarrow \text{C}_9\text{H}_{10}\text{O}_2$.
- (i) How could one prepare 2-trimethylsilyloxyfuran? (ii) What product, $\text{C}_6\text{H}_5\text{NO}_2$, would be formed from this with $\text{ICH}_2\text{CN}/\text{AgOCOCF}_3$?
- What is the product, $\text{C}_{11}\text{H}_{10}\text{O}_3$, formed from the following sequence: 2-*t*-BuO-furan/*n*-BuLi, then $\text{PhCH}=\text{O}$, then TsOH ?
- Decide the structures of the furans produced by the ring syntheses summarised as follows: (i) $\text{CH}_2=\text{CHCH}_2\text{MgBr}/\text{EtCH}=\text{O}$ then *m*-CPBA, then $\text{CrO}_3/\text{pyridine}$ then BF_3 ; (ii) $\text{CH}_2=\text{C}(\text{Me})\text{CH}_2\text{MgCl}/\text{HC}(\text{OEt})_3$, then *m*-CPBA, then aq. H^+ ; (iii) $(\text{MeO})_2\text{CHCH}_2\text{COMe}/\text{ClCH}_2\text{CO}_2\text{Me}/\text{NaOMe}$ then heat.
- For the synthesis of tetronic acid summarised as follows, suggest structures for the intermediates: methylamine was added to dimethyl acetylenedicarboxylate (DMAD) $\rightarrow \text{C}_7\text{H}_{11}\text{NO}_4$, selective reduction with LiAlH_4 then giving $\text{C}_6\text{H}_{11}\text{NO}_3$, which with acid cyclised $\rightarrow \text{C}_5\text{H}_7\text{NO}_2$, aqueous acidic hydrolysis of which produced tetronic acid.

References

- ¹ 'The Furans', Dunlop, A. P. and Peters, F. N., Reinhold, New York, **1953**; 'The development of the chemistry of furans, 1952–1963', Bosshard, P. and Eugster, C. H., *Adv. Heterocycl. Chem.*, **1966**, *7*, 377; 'Recent advances in furan chemistry, Parts 1 and 2', Dean, F. M., *ibid.*, **1982**, *30*, 167 and *31*, 237; 'Regioselective syntheses of substituted furans', Hou, X. L., Cheung, H. Y., Hon, T. Y., Kwan, P. L., Lo, T. H., Tong, S. Y. and Wong, H. N. C., *Tetrahedron*, **1998**, *54*, 1955.
- ² Aycock, D. F., *Org. Process Res. Dev.*, **2007**, *11*, 156.
- ³ Román-Leshkov, Y., Barrett, C. J., Liu, Z. Y. and Dumesic, J. A., *Nature*, **2007**, *447*, 982.
- ⁴ Halliday, G. A., Young, R. J. and Grushin, V. V., *Org. Lett.*, **2003**, *5*, 2003.
- ⁵ Zhao, H., Holladay, J. E., Brown, H. and Zhang, Z. C., *Science*, **2007**, *316*, 1597.
- ⁶ *Chem. World.*, **2007**, *July*, 23.
- ⁷ Unverferth, K. and Schwetlick, K., *J. Prakt. Chem.*, **1970**, *312*, 882; Salomaa, P., Kankaanperä, A., Nikander, E., Kaipainen, K. and Aaltonen, R., *Acta Chem. Scand.*, **1973**, *27*, 153.
- ⁸ Carmody, M. P., Cook, M. J., Dassanayake, N. L., Katritzky, A. R., Linda, P. and Tack, R. D., *Tetrahedron*, **1976**, *32*, 1767.
- ⁹ Wiersum, U. E. and Wynberg, H., *Tetrahedron Lett.*, **1967**, 2951.
- ¹⁰ 'Synthesis of 1,4-dicarbonyl compounds and cyclopentenones from furans', Piancatelli, G., D'Auria, M. and D'Onofrio, F., *Synthesis*, **1994**, 867.
- ¹¹ Michels, J. G. and Hayes, K. J., *J. Am. Chem. Soc.*, **1958**, *80*, 1114.
- ¹² See however Kolb, V. M., Darling, S. D., Koster, D. F. and Meyers, C. Y., *J. Org. Chem.*, **1984**, *49*, 1636.
- ¹³ Clauson-Kaas, N. and Facklstopf, J., *Acta Chem. Scand., Ser. B*, **1947**, *1*, 210; Balina, G., Kesler, P., Petre, J., Pham, D. and Vollmar, A., *J. Org. Chem.*, **1986**, *51*, 3811.
- ¹⁴ Rinkes, I. J., *Recl. Trav. Chim. Pays-Bas*, **1930**, *49*, 1169.
- ¹⁵ Doddi, G., Stegel, F. and Tanasi, M. T., *J. Org. Chem.*, **1978**, *43*, 4303.
- ¹⁶ Skully, J. F. and Brown, E. V., *J. Org. Chem.*, **1954**, *19*, 894.
- ¹⁷ Terent'ev, A. P., Belen'kii, L. I. and Yanovskaya, L. A., *Zhur. Obschei Khim.*, **1954**, *24*, 1265 (*Chem. Abstr.*, **1955**, *49*, 12327).
- ¹⁸ Keegstra, M. A., Klomp, A. J. A. and Brandsma, L., *Synth. Commun.*, **1990**, *20*, 3371.
- ¹⁹ Baciocchi, E., Clementi, S. and Sebastiani, G. V., *J. Chem. Soc., Chem. Commun.*, **1975**, 875.
- ²⁰ Ross, S. D., Finkelstein, M. and Uebel, J., *J. Org. Chem.*, **1969**, *34*, 1018.
- ²¹ Burness, D. M., *Org. Synth., Coll. Vol. V*, **1973**, 403.
- ²² Malanga, C., Mannucci, S. and Lardicci, L., *Tetrahedron Lett.*, **1998**, *39*, 5615; Malanga, C., Aronica, L. A. and Lardicci, L., *Synth. Commun.*, **1996**, *26*, 2317.
- ²³ Malanga, C. and Mannucci, S., *Tetrahedron Lett.*, **2001**, *42*, 2023.
- ²⁴ Ceñal, J. P., Carreras, C. R., Tonn, C. E., Padrón, J. I., Ramírez, M. A., Díaz, D. D., García-Tellado, F. and Martín, V. S., *Synlett*, **2005**, 1575.
- ²⁵ Kress, T. J. and Szymanski, E., *J. Heterocycl. Chem.*, **1983**, *20*, 1721.
- ²⁶ Chadwick, D. J., Chambers, J., Meakins, G. D. and Snowden, R. L., *J. Chem. Soc., Perkin Trans. 1*, **1973**, 1766.
- ²⁷ Wang, E. S., Choy, Y. M. and Wong, H. N. C., *Tetrahedron*, **1996**, *52*, 12137.
- ²⁸ Ciranni, G. and Clementi, S., *Tetrahedron Lett.*, **1971**, 3833.
- ²⁹ Finan, P. A. and Fothergill, G. A., *J. Chem. Soc.*, **1963**, 2723.
- ³⁰ Pelly, S. C., Parkinson, C. J., Van Otterlo, W. A. L. and De Koning, C. B., *J. Org. Chem.*, **2005**, *70*, 10474.
- ³¹ Traynelis, V. J., Miskel, J. J. and Sowa, J. R., *J. Org. Chem.*, **1957**, *22*, 1269; Downie, I. M., Earle, M. J., Heaney, H. and Shuhaibar, K. F., *Tetrahedron*, **1993**, *49*, 4015.
- ³² Taylor, D. A. H., *J. Chem. Soc.*, **1959**, 2767.
- ³³ Zwicky, G., Waser, P. G. and Eugster, C. H., *Helv. Chim. Acta*, **1959**, *42*, 1177.
- ³⁴ Chadwick, D. J., Chambers, J., Hargreaves, H. E., Meakins, G. D. and Snowden, R. C., *J. Chem. Soc., Perkin Trans. 1*, **1973**, 2327.
- ³⁵ Kamitori, Y., Hojo, M., Masuda, R., Izumi, T. and Tsukamoto, S., *J. Org. Chem.*, **1984**, *49*, 4161.
- ³⁶ Jurczak, J. and Pikul, S., *Tetrahedron Lett.*, **1985**, *26*, 3039; Fitzpatrick, J. E., Milner, D. J. and White, R., *Synth. Commun.*, **1982**, *12*, 489; Williams, P. D. and Le Goff, E., *J. Org. Chem.*, **1981**, *46*, 4143.
- ³⁷ Yamamoto, H., Sasaki, I., Imagawa, H. and Nishizawa, M., *Org. Lett.*, **2007**, *9*, 1399.
- ³⁸ Willard, J. R. and Hamilton, C. S., *J. Am. Chem. Soc.*, **1951**, *73*, 4805.
- ³⁹ Tanaka, S. and Tomokuni, H., *J. Heterocycl. Chem.*, **1991**, *28*, 991.
- ⁴⁰ Pajewski, R., Ostaszewski, R., Ziach, K., Kulesza, A. and Jurczak, J., *Synthesis*, **2004**, 865.
- ⁴¹ Gill, E. W. and Ing, H. R., *J. Chem. Soc.*, **1958**, 4728; Eliel, E. L. and Peckham, P. A., *J. Am. Chem. Soc.*, **1950**, *72*, 1209.
- ⁴² Heaney, H., Papageorgiou, G. and Wilkins, R. F., *Tetrahedron Lett.*, **1988**, *29*, 2377.
- ⁴³ Padwa, A., Zanka, A., Cassidy, M. P. and Harris, J. M., *Tetrahedron*, **2003**, *59*, 4939.
- ⁴⁴ Harwood, L. M., Currie, G. S., Drew, M. G. B. and Luke, R. W. A., *Chem. Commun.*, **1996**, 1953; Petasis, N. A., Goodman, A. and Zavalov, I. A., *Tetrahedron*, **1997**, *53*, 16463.
- ⁴⁵ Kutney, J. P., Hanssen, H. W. and Nair, G. V., *Tetrahedron*, **1971**, *27*, 3323; Büchi, G., Kovats, E. Sz., Enggist, P. and Uhde, G., *J. Org. Chem.*, **1968**, *33*, 1227.
- ⁴⁶ 'Electrochemical oxidation of organic compounds', Weinberg, N. L. and Weinberg, H. R., *Chem. Rev.*, **1968**, *68*, 449.
- ⁴⁷ D'Annibale, A. and Scettri, A., *Tetrahedron Lett.*, **1995**, *36*, 4659.
- ⁴⁸ Elming, N. and Clauson-Kaas, N., *Acta Chem. Scand.*, **1952**, *6*, 535; Trost, B. M. and Shi, Z., *J. Am. Chem. Soc.*, **1996**, *118*, 3037.
- ⁴⁹ Williams, P. D. and LeGoff, E., *J. Org. Chem.*, **1981**, *46*, 4143.
- ⁵⁰ Adger, B. M., Barrett, C., Brennan, J., McKervey, M. A. and Murray, R. W., *J. Chem. Soc., Chem. Commun.*, **1991**, 1553.
- ⁵¹ Finlay, J., McKervey, M. A. and Gunaratne, H. Q. N., *Tetrahedron Lett.*, **1998**, *39*, 5651.
- ⁵² Kim, G., Jung, S.-d., Lee, E.-J. and Kim, N., *J. Org. Chem.*, **2003**, *68*, 5395.
- ⁵³ Massa, A., Acocella, M. R., De Rosa, M., Soriente, A., Villano, R. and Scettri, A., *Tetrahedron Lett.*, **2003**, *44*, 835.

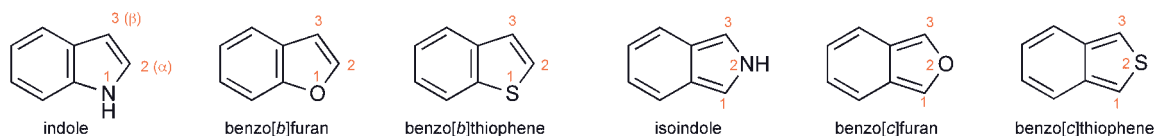
- ⁵⁴ Clive, D. L. J., Minaruzzaman and Ou, L., *J. Org. Chem.*, **2005**, *70*, 3318.
- ⁵⁵ 'Oxidative rearrangement of furyl carbinols to 6-hydroxy-2H-pyran-3(6H)-ones, a useful synthon for the preparation of a variety of heterocyclic compounds. A review', Georgiadis, M. P., Albizzati, K. F. and Georgiadis, T. M., *Org. Prep. Proc. Int.*, **1992**, *24*, 95.
- ⁵⁶ Taniguchi, T., Nakamura, K. and Ogasawara, K., *Synlett*, **1996**, 971.
- ⁵⁷ Ohmori, N., Miyazaki, T., Kojima, S. and Ohkata, K., *Chem. Lett.*, **2001**, 906.
- ⁵⁸ Harding, M., Hodgson, R., Majid, T., McDowell, K. J. and Nelson, A., *Org. Biomol. Chem.*, **2003**, *1*, 338.
- ⁵⁹ Berberich, S. M., Cherney, R. J., Colucci, J., Courillon, C., Geraci, L. S., Kirkland, T. A., Marx, M. A., Schneider, M. F. and Martin, S. F., *Tetrahedron*, **2003**, *59*, 6819.
- ⁶⁰ Leverett, C. A., Cassidy, M. P. and Padwa, A., *J. Org. Chem.*, **2006**, *71*, 8591.
- ⁶¹ Makosza, M. and Kwast, E., *Tetrahedron*, **1995**, *51*, 8339.
- ⁶² Gilman, H. and Breur, F., *J. Am. Chem. Soc.*, **1934**, *56*, 1123; Ramanathan, V. and Levine, R., *J. Org. Chem.*, **1962**, *27*, 1216.
- ⁶³ Zeni, G., Alves, D., Braga, A. L., Stefani, H. A. and Nogueira, C. W., *Tetrahedron Lett.*, **2004**, *45*, 4823.
- ⁶⁴ Chadwick, D. J. and Willbe, C., *J. Chem. Soc., Perkin Trans. 1*, **1977**, 887.
- ⁶⁵ Mongin, F., Bucher, A., Bazureau, J. P., Bayh, O., Awad, H. and Trécourt, F., *Tetrahedron Lett.*, **2005**, *46*, 7989.
- ⁶⁶ Bock, I., Bornowski, H., Ranft, A. and Theis, H., *Tetrahedron*, **1990**, *46*, 1199.
- ⁶⁷ Camici, L., Ricci, A. and Taddei, M., *Tetrahedron Lett.*, **1986**, *27*, 5155.
- ⁶⁸ Thompson, W. J. and Gaudino, J., *J. Org. Chem.*, **1984**, *49*, 5237.
- ⁶⁹ Pinhey, J. T. and Roche, E. G., *J. Chem. Soc., Perkin Trans. 1*, **1988**, 2415.
- ⁷⁰ Verkruijsse, H. D., Keegstra, M. A. and Brandsma, L., *Synth. Commun.*, **1989**, *19*, 1047.
- ⁷¹ Carman, C. S. and Koser, G. F., *J. Org. Chem.*, **1983**, *48*, 2534.
- ⁷² Ly, N. D. and Schlosser, M., *Helv. Chim. Acta*, **1977**, *60*, 2085.
- ⁷³ Knight, D. W. and Nott, A. P., *J. Chem. Soc., Perkin Trans. 1*, **1981**, 1125.
- ⁷⁴ Carpenter, A. J. and Chadwick, D. J., *Tetrahedron Lett.*, **1985**, *26*, 1777.
- ⁷⁵ Näsman, J. H., Kopola, N. and Pensar, G., *Tetrahedron Lett.*, **1986**, *27*, 1391.
- ⁷⁶ Chadwick, D. J., McKnight, M. V. and Ngochindo, R., *J. Chem. Soc., Perkin Trans. 1*, **1982**, 1343.
- ⁷⁷ Grimaldi, T., Romero, M. and Pujol, M. D., *Synlett*, **2000**, 1788.
- ⁷⁸ Bures, E. J. and Keay, B. A., *Tetrahedron Lett.*, **1988**, *29*, 1247.
- ⁷⁹ Stanetty, P., Kolodziejczyk, K., Roiban, G.-D. and Mihovilic, M. D., *Synlett*, **2006**, 789.
- ⁸⁰ Lenoir, J.-Y., Ribéreau, P. and Quéguiner, G., *J. Chem. Soc., Perkin Trans. 1*, **1994**, 2943.
- ⁸¹ Hiroya, K. and Ogasawara, K., *Synlett*, **1995**, 175.
- ⁸² Lee, G. C. M., Holmes, J. D., Harcourt, D. A. and Garst, M. E., *J. Org. Chem.*, **1992**, *57*, 3126.
- ⁸³ Fukuyama, Y., Kawashima, Y., Miwa, T. and Tokoroyama, T., *Synthesis*, **1974**, 443.
- ⁸⁴ Sornay, R., Meunier, J.-M. and Fournari, P., *Bull. Soc. Chim. Fr.*, **1971**, 990; Decroix, B., Morel, J., Paulmier, C. and Pastor, P., *ibid.*, **1972**, 1848.
- ⁸⁵ Pelter, A. and Rowlands, M., *Tetrahedron Lett.*, **1987**, *28*, 1203.
- ⁸⁶ Ayres, D. C. and Smith, J. R., *J. Chem. Soc., C*, **1968**, 2737; Camaggi, C. M., Leardini, R., Tiecco, M. and Tundo, A., *J. Chem. Soc., B*, **1969**, 1251; Maggiani, A., Tubul, A. and Brun, P., *Synthesis*, **1997**, 631.
- ⁸⁷ Janda, M., Srogl, J., Stibor, I., Nemes, M. and Vopatrná, P., *Tetrahedron Lett.*, **1973**, 637.
- ⁸⁸ Birch, A. J. and Slobbe, J., *Tetrahedron Lett.*, **1975**, 627; Divanford, H. R. and Jouillié, M. M., *Org. Prep. Proc. Int.*, **1978**, *10*, 94; Kinoshita, T., Miyano, K. and Miwa, T., *Bull. Chem. Soc. Jpn.*, **1975**, *48*, 1865; Beddoes, R. L., Lewis, M. L., Gilbert, P., Quayle, P., Thompson, S. P., Wang, S. and Mills, K., *Tetrahedron Lett.*, **1996**, *37*, 9119.
- ⁸⁹ Kinoshita, T., Ichinari, D. and Sinya, J., *J. Heterocycl. Chem.*, **1996**, *33*, 1313.
- ⁹⁰ Stockmann, H., *J. Org. Chem.*, **1961**, *26*, 2025.
- ⁹¹ Diels, O. and Alder, K., *Chem. Ber.*, **1929**, *62*, 554.
- ⁹² Woodward, R. B. and Baer, H., *J. Am. Chem. Soc.*, **1948**, *70*, 1161.
- ⁹³ Lee, M. W. and Herndon, W. C., *J. Org. Chem.*, **1978**, *43*, 518.
- ⁹⁴ Kurtz, P., Gold, H. and Disselkötter, H., *Justus Liebigs Ann. Chem.*, **1959**, 624, 1; Kozikowski, A. P., Floyd, W. C. and Kuniak, M. P., *J. Chem. Soc., Chem. Commun.*, **1977**, 582.
- ⁹⁵ Kitamura, T., Todaka, M. and Fujiwara, Y., *Org. Synth.*, **2002**, *78*, 104.
- ⁹⁶ Lazlo, P. and Lucchetti, J., *Tetrahedron Lett.*, **1984**, *25*, 4387.
- ⁹⁷ Kienzle, F., *Helv. Chim. Acta*, **1975**, *58*, 1180; Brion, F., *Tetrahedron Lett.*, **1982**, *23*, 5299; Campbell, M. M., Kaye, A. D., Sainsbury, M. and Yavarzadeh, R., *Tetrahedron*, **1984**, *40*, 2461.
- ⁹⁸ Hayashi, Y., Nakamura, M., Nakao, S., Inoue, T. and Shoji, M., *Angew. Chem. Int. Ed.*, **2002**, *41*, 4079.
- ⁹⁹ Hameon, I., DeAmicis, C., Jenkins, H., Scammells, P. and Singer, R. D., *Synlett*, **2002**, 1815.
- ¹⁰⁰ Dauben, W. G., Gerdes, J. M. and Smith, D. B., *J. Org. Chem.*, **1985**, *50*, 2576; Rimmelin, J., Jenner, G. and Rimmelin, P., *Bull. Soc. Chim. Fr.*, **1978**, *II*, 461.
- ¹⁰¹ Kotsuki, H., Mori, Y., Ohtsuka, T., Nishizawa, H., Ochi, M. and Matsuoka, K., *Heterocycles*, **1987**, *26*, 2347.
- ¹⁰² Eberbach, W., Penroud-Argüelles, M., Achenbach, H., Druckrey, E. and Prinzbach, H., *Helv. Chim. Acta*, **1971**, *54*, 2579; Weis, C. D., *J. Org. Chem.*, **1962**, *27*, 3520.
- ¹⁰³ Aljarilla, A., Murcia, M. C. and Plumet, J., *Synlett*, **2006**, 831.
- ¹⁰⁴ Padwa, A., Crawford, K. R., Straub, C. S., Pieniazek, S. N. and Houk, K. N., *J. Org. Chem.*, **2006**, *71*, 5432.
- ¹⁰⁵ Potts, K. T. and Walsh, E. B., *J. Org. Chem.*, **1988**, *53*, 1199.
- ¹⁰⁶ 'Synthetic applications of furan Diels-Alder chemistry', Kappe, C. O., Murphree, S. S. and Padwa, A., *Tetrahedron*, **1997**, *53*, 14179.
- ¹⁰⁷ Lautens, M. and Fillion, E., *J. Org. Chem.*, **1997**, *62*, 4418.
- ¹⁰⁸ Lautens, M. and Bouchain, G., *Org. Synth.*, **2002**, *79*, 251; Vidal-Pascual, M., Martinez-Lamenca, C. and Hoffmann, H. M. R., *Org. Synth.*, **2006**, *83*, 61.

- ¹⁰⁹ Jin, S.-j., Choi, J.-R., Oh, J., Lee, D. and Cha, J. K., *J. Am. Chem. Soc.*, **1995**, *117*, 10914; Montaña, A. M., Ribes, S., Grima, P. M., García, F., Solans, Y. and Font-Bardia, M., *Tetrahedron*, **1997**, *53*, 11669.
- ¹¹⁰ Mann, J., Wilde, P. D. and Finch, M. W., *Tetrahedron*, **1987**, *45*, 5431.
- ¹¹¹ Gschwend, H. W., Hillman, M. J., Kisis, B. and Rodebaugh, R. K., *J. Org. Chem.*, **1976**, *41*, 104; Parker, K. A. and Adamchuk, M. R., *Tetrahedron Lett.*, **1978**, 1689; Harwood, L. M., Ishikawa, T., Phillips, H. and Watkin, D., *J. Chem. Soc., Chem. Commun.*, **1991**, 527.
- ¹¹² Metz, P., Meiners, U., Cramer, E., Fröhlich, R. and Wibbeling, B. W., *Chem. Commun.*, **1996**, 431; Metz, P., Seng, D., Fröhlich, R. and Wibbeling, B., *Synlett*, **1996**, 741.
- ¹¹³ Choony, N., Dadabhoy, A. and Sammes, P. G., *Chem. Commun.*, **1997**, 512.
- ¹¹⁴ 'Photo-oxidation of furans', Fering, B. C., *Recl. Trav. Chim. Pays Bas*, **1987**, *106*, 469; Gorman, A. A., Lovering, G. and Rodgers, M. A. J., *J. Am. Chem. Soc.*, **1979**, *101*, 3050; Iesce, M. R., Cermola, F., Graziano, M. L. and Scarpati, R., *Synthesis*, **1994**, 944.
- ¹¹⁵ Patil, S. and Liu, F., *Org. Lett.*, **2007**, *9*, 195.
- ¹¹⁶ Kernan, M. R. and Faulkner, D. J., *J. Org. Chem.*, **1988**, *53*, 2773.
- ¹¹⁷ Lee, G. C. M., Syage, E. T., Harcourt, D. A., Holmes, J. M. and Garst, M. E., *J. Org. Chem.*, **1991**, *56*, 7007.
- ¹¹⁸ Lee, G. C. M., Holmes, J. M., Harcourt, D. A. and Garst, M. E., *J. Org. Chem.*, **1992**, *57*, 3126.
- ¹¹⁹ Cottier, L., Descotes, G., Eymard, L. and Rapp, K., *Synthesis*, **1995**, 303.
- ¹²⁰ White, J. D., Carter, J. P. and Kezar, H. S., *J. Org. Chem.*, **1982**, *47*, 929.
- ¹²¹ Maras, A., Altay, A. and Ballini, R., *Synth. Commun.*, **2008**, *38*, 212.
- ¹²² 'Cycloaddition reactions with vinyl heterocycles', Sepúlveda-Arques, J., Abarca-González, B. and Medio-Simón, M., *Adv. Heterocycl. Chem.*, **1995**, *63*, 339.
- ¹²³ Cornwall, P., Dell, C. P. and Knight, D. W., *J. Chem. Soc., Perkin Trans. 1*, **1993**, 2395.
- ¹²⁴ Avalos, L. S., Benítez, A., Muchowski, J. M., Romero, M. and Talamás, F. X., *Heterocycles*, **1997**, *45*, 1795.
- ¹²⁵ Craig, D., King, N. P., Kley, J. T. and Mountford, D. M., *Synthesis*, **2005**, 3279.
- ¹²⁶ Chen, C.-H. and Liao, C.-C., *Org. Lett.*, **2000**, *2*, 2049.
- ¹²⁷ Wenkert, E., Khatuya, H. and Klein, P. S., *Tetrahedron Lett.*, **1999**, *40*, 5171.
- ¹²⁸ Caballero, A., Díaz-Requejo, M. M., Trofimenko, S., Belderrain, T. R. and Pérez, P. J., *J. Org. Chem.*, **2005**, *70*, 6101.
- ¹²⁹ Nakano, T., Rivas, C., Perez, C. and Tori, K., *J. Chem. Soc., Perkin Trans. 1*, **1973**, 2322; Rivas, C., Bolivar, R. A. and Cucarella, M., *J. Heterocycl. Chem.*, **1982**, *19*, 529; Zamojski, A. and Kozluk, T., *J. Org. Chem.*, **1977**, *42*, 1089; Jarosz, S. and Zamojski, A., *J. Org. Chem.*, **1979**, *44*, 3720.
- ¹³⁰ Yamamoto, F., Hiroyuki, M. and Oae, S., *Heterocycles*, **1975**, *3*, 1; Divald, S., Chun, M. C. and Joullié, M. M., *J. Org. Chem.*, **1976**, *41*, 2835.
- ¹³¹ Wilson, W. C., *Org. Synth., Coll. Vol. 1*, **1932**, 274; Boyd, M. R., Harris, T. M. and Wilson, B. J., *Synthesis*, **1971**, 545.
- ¹³² Ferraz, J. P. and do Amaral, L., *J. Org. Chem.*, **1976**, *41*, 2350.
- ¹³³ Rinkes, I. J., *Recl. Trav. Chim. Pays-Bas*, **1930**, *49*, 1118.
- ¹³⁴ Hill, H. B. and White, G. R., *J. Am. Chem. Soc.*, **1902**, *27*, 193.
- ¹³⁵ Li, S.-W. and Batey, R. A., *Chem. Commun.*, **2007**, 3759.
- ¹³⁶ Fox, R. C. and Taylor, P. D., *Synth. Commun.*, **1999**, *29*, 989.
- ¹³⁷ 'The chemistry of 2(5H)-furanones', Hashem, A. and Kleinpeter, E., *Adv. Heterocycl. Chem.*, **2001**, *81*, 107.
- ¹³⁸ 'Natural 4-ylidenebutenolides and 4-ylidenetronic acids', Pattenden, G., *Prog. Chem. Org. Nat. Prod.*, **1978**, *35*, 133.
- ¹³⁹ 'The role of heteroatomic substances in the aroma compounds of food stuffs', Ohlaff, G. and Flament, I., *Prog. Chem. Org. Nat. Prod.*, **1979**, *36*, 231.
- ¹⁴⁰ 'Recent advances in the chemistry of unsaturated lactones', Rao, Y. S., *Chem. Rev.*, **1976**, *76*, 625.
- ¹⁴¹ Grieco, P. A., Pogonowski, C. S. and Burke, S., *J. Org. Chem.*, **1975**, *40*, 542; McMurray, J. E. and Donovan, S. F., *Tetrahedron Lett.*, **1977**, 2869.
- ¹⁴² Yoshii, E., Koizumi, T., Kitatsujii, E., Kawazoe, T. and Kaneko, T., *Heterocycles*, **1976**, *4*, 1663; 'Furan-, pyrrole-, and thiophene-based siloxydienes for synthesis of densely functionalised homochiral compounds', Casiraghi, G. and Rassu, G., *Synthesis*, **1995**, 607.
- ¹⁴³ Jefford, C. W., Jaggi, D. and Boukouvalas, J., *Tetrahedron Lett.*, **1987**, *28*, 4037; Jefford, C. W., Slodeski, A. W. and Boukouvalas, J., *J. Chem. Soc., Chem. Commun.*, **1988**, 364; Asaoka, M., Sugimura, N. and Takei, H., *Bull. Soc. Chem. Jpn.*, **1979**, *52*, 1953; Yadav, J. S., Reddy, B. V. S., Narasimhulu, G. and Satheesh, G., *Tetrahedron Lett.*, **2008**, *49*, 5683.
- ¹⁴⁴ Jefford, C. W., Jaggi, D. and Boukouvalas, J., *J. Chem. Soc., Chem. Commun.*, **1988**, 1595.
- ¹⁴⁵ Garzelli, R., Samaritani, S. and Malanga, C., *Tetrahedron*, **2008**, *64*, 4183.
- ¹⁴⁶ Sornay, R., Neurier, J.-M. and Fournari, P., *Bull. Soc. Chim. Fr.*, **1971**, 990.
- ¹⁴⁷ Kraus, G. A. and Sugimoto, H., *J. Chem. Soc., Chem. Commun.*, **1978**, 30.
- ¹⁴⁸ Tanis, S. P. and Head, D. B., *Tetrahedron Lett.*, **1984**, *40*, 4451.
- ¹⁴⁹ D'Alelio, G. F., Williams, C. J. and Wilson, C. L., *J. Org. Chem.*, **1960**, *25*, 1028; Sherman, E. and Dunlop, A. P., *ibid.*, 1309.
- ¹⁵⁰ Iten, P. X., Hofmann, A. A. and Eugster, C. H., *Helv. Chim. Acta*, **1978**, *61*, 430.
- ¹⁵¹ Iten, P. X., Hofmann, A. A. and Eugster, C. H., *Helv. Chim. Acta*, **1979**, *62*, 2202.
- ¹⁵² Brownbridge, P. and Chan, T.-H., *Tetrahedron Lett.*, **1980**, *21*, 3423.
- ¹⁵³ Niwa, E., Aoki, H., Tanaka, H., Munakata, K. and Namiki, M., *Chem. Ber.*, **1966**, *99*, 3215; Cederlund, B., Lantz, R., Hörnfeldt, A.-B., Thorstad, O. and Undheim, K., *Acta Chem. Scand.*, **1977**, *B31*, 198.
- ¹⁵⁴ '2-Aminofurans and 3-aminofurans', Ramsden, C. A. and Milata, V., *Adv. Heterocycl. Chem.*, **2006**, *92*, 1.
- ¹⁵⁵ Lythgoe, D. J., McClenaghan, I. and Ramsden, C. A., *J. Heterocycl. Chem.*, **1993**, *30*, 113.
- ¹⁵⁶ Padwa, A., Brodneyn, M. A. and Lynch, S. M., *Org. Synth.*, **2002**, *78*, 202.
- ¹⁵⁷ 'Synthesis of amino derivatives of five-membered heterocycles by Thorpe-Ziegler cyclisation', Granik, V. G., Kadushkin, A. V. and Liebscher, J., *Adv. Heterocycl. Chem.*, **1998**, *72*, 79.
- ¹⁵⁸ Padwa, A., Dimitroff, M., Waterson, A. G. and Wu, T., *J. Org. Chem.*, **1997**, *62*, 4088.
- ¹⁵⁹ Adams, R. and Voorhees, V., *Org. Synth., Coll. Vol. 1*, **1932**, 280.
- ¹⁶⁰ Bonner, W. A. and Roth, M. R., *J. Am. Chem. Soc.*, **1959**, *81*, 5454; Moye, C. J. and Krzeminski, Z. A., *Austr. J. Chem.*, **1963**, *16*, 258; Feather, M. S., Harris, D. W. and Nichols, S. B., *J. Org. Chem.*, **1972**, *37*, 1606.

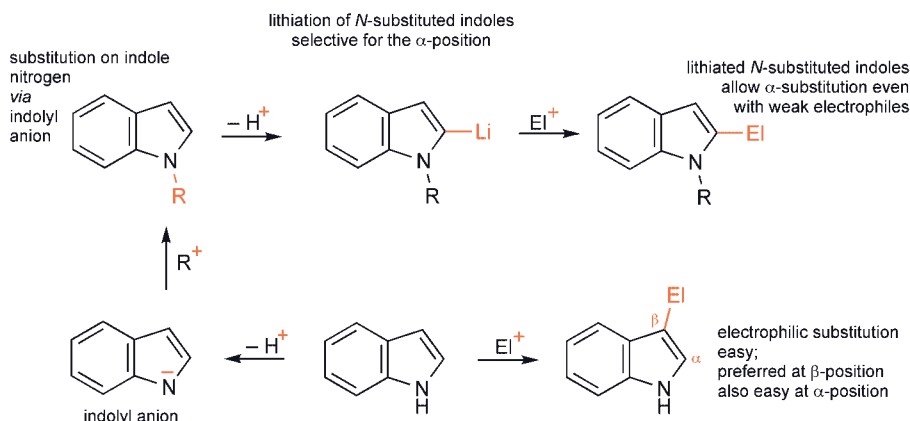
- ¹⁶¹ Babu, B. S. and Balasubramanian, K. K., *J. Org. Chem.*, **2000**, *65*, 4198.
- ¹⁶² Nowlin, G., *J. Am. Chem. Soc.*, **1950**, *72*, 5754; Traylelis, V. J., Hergenrother, W. L., Hanson, H. T. and Valicenti, J. A., *J. Org. Chem.*, **1964**, *29*, 123; Scott, L. T. and Naples, J. O., *Synthesis*, **1973**, 209.
- ¹⁶³ Amarnath, V. and Amarnath, K., *J. Org. Chem.*, **1995**, *60*, 301.
- ¹⁶⁴ Hegedus, L. S. and Perry, R. J., *J. Org. Chem.*, **1985**, *50*, 4955; Mackay, D., Neeland, E. G. and Taylor, N. J., *ibid.*, **1986**, *51*, 2351.
- ¹⁶⁵ Kornfeld, E. C. and Jones, R. G., *J. Org. Chem.*, **1954**, *19*, 1671.
- ¹⁶⁶ Pridmore, S. J., Slatford, P. A. and Williams, J. M. J., *Tetrahedron Lett.*, **2007**, *48*, 5111.
- ¹⁶⁷ Rao, H. S. P. and Jothilingam, S., *J. Org. Chem.*, **2003**, *68*, 5392.
- ¹⁶⁸ Padwa, A., Rashatasakhon, P. and Rose, M., *J. Org. Chem.*, **2003**, *68*, 5139.
- ¹⁶⁹ Ranu, B. C., Adak, L. and Banerjee, S., *Tetrahedron Lett.*, **2008**, *49*, 4613.
- ¹⁷⁰ Dann, O., Distler, H. and Merkel, H., *Chem. Ber.*, **1952**, *85*, 457.
- ¹⁷¹ Clauson-Kaas, N., *Acta Chem. Scand.*, **1961**, *15*, 1177.
- ¹⁷² Seyferth, H. E., *Chem. Ber.*, **1968**, *101*, 619.
- ¹⁷³ Cormier, R. A., Grosshans, C. A. and Skibbe, S. L., *Synth. Commun.*, **1988**, *18*, 677.
- ¹⁷⁴ Cormier, R. A. and Francis, M. D., *Synth. Commun.*, **1981**, *11*, 365.
- ¹⁷⁵ Díaz-Cortés, R., Silva, A. L. and Maldonado, L. A., *Tetrahedron Lett.*, **1997**, *38*, 2207.
- ¹⁷⁶ Cornforth, J. W., *J. Chem. Soc.*, **1958**, 1310; Burness, D. M., *Org. Synth., Coll. Vol. IV*, **1963**, 649; Kotake, H., Inomata, K., Kinoshita, H., Aoyama, S. and Sakamoto, Y., *Heterocycles*, **1978**, *10*, 105.
- ¹⁷⁷ Garst, M. E. and Spencer, T. A., *J. Am. Chem. Soc.*, **1973**, *95*, 250.
- ¹⁷⁸ Miller, D., *J. Chem. Soc., C*, **1969**, 12; Schreurs, P. H. M., de Jong, A. J. and Brandsma, L., *Recl. Trav. Chim. Pays-Bas*, **1976**, *95*, 75.
- ¹⁷⁹ Marshall, J. E. and DuBay, W. J., *J. Org. Chem.*, **1991**, *56*, 1685.
- ¹⁸⁰ Arcadi, A. and Rossi, E., *Tetrahedron*, **1998**, *54*, 15253.
- ¹⁸¹ MaGee, D. I. and Leach, J. D., *Tetrahedron Lett.*, **1997**, *38*, 8129.
- ¹⁸² Imagawa, H., Kurisaki, T. and Nishizawa, M., *Org. Lett.*, **2004**, *6*, 3679.
- ¹⁸³ Sniady, A., Durham, A., Morreale, M. S., Wheeler, K. A. and Dembinski, R., *Org. Lett.*, **2007**, *9*, 1175.
- ¹⁸⁴ Sniady, A., Wheeler, K. A. and Dembinski, R., *Org. Lett.*, **2005**, *7*, 1769.
- ¹⁸⁵ Couffignal, R., *Synthesis*, **1978**, 581.
- ¹⁸⁶ e.g. Liu, Y., Song, F., Song, Z., Liu, M. and Yan, B., *Org. Lett.*, **2005**, *7*, 5409; Zhou, C.-Y., Chan, P. W. H. and Che, C.-M., *ibid.*, **2006**, *8*, 325; Zhang, C.-Y. and Schmalz, H.-G., *Angew. Chem. Int. Ed.*, **2006**, *45*, 6704.
- ¹⁸⁷ Marshall, J. A. and Wang, X., *J. Org. Chem.*, **1991**, *56*, 960.
- ¹⁸⁸ Sheng, H., Lin, S. and Huang, Y., *Tetrahedron Lett.*, **1986**, *27*, 4893.
- ¹⁸⁹ Kel'in, A. V. and Gevorgyan, V., *J. Org. Chem.*, **2002**, *67*, 95.
- ¹⁹⁰ Sheng, H., Lin, S. and Huang, Y., *Synthesis*, **1987**, 1022.
- ¹⁹¹ Zhou, C.-Y., Chan, P. W. H. and Che, C.-M., *Org. Lett.*, **2006**, *8*, 325.
- ¹⁹² Danheiser, R. L., Stoner, E. J., Koyama, H. and Yamashita, D. S., *J. Am. Chem. Soc.*, **1989**, *111*, 4407.
- ¹⁹³ Ma, J., Wang, S. H. and Tian, G. R., *Synth. Commun.*, **2006**, *36*, 1229.
- ¹⁹⁴ Shamshina, J. L. and Snowden, T. S., *Tetrahedron Lett.*, **2007**, *48*, 3767.
- ¹⁹⁵ Bew, S. P. and Knight, D. W., *Chem. Commun.*, **1996**, 1007.
- ¹⁹⁶ Garst, M. E. and Spencer, T. A., *J. Org. Chem.*, **1974**, *39*, 584.
- ¹⁹⁷ Redman, A. M., Dumas, J. and Scott, W. J., *Org. Lett.*, **2000**, *2*, 2061.
- ¹⁹⁸ Yang, Y. and Wong, H. N. C., *Tetrahedron*, **1994**, *50*, 9583.
- ¹⁹⁹ Song, Z. Z., Ho, M. S. and Wong, H. N. C., *J. Org. Chem.*, **1994**, *59*, 3917.
- ²⁰⁰ Timko, J. M., Moore, S. S., Walba, D. M., Hiberty, P. C. and Cram, D. J., *J. Am. Chem. Soc.*, **1977**, *99*, 4207.
- ²⁰¹ Büchi, G., Demole, E. and Thomas, A. F., *J. Org. Chem.*, **1973**, *78*, 123.

19

Typical Reactivity of Indoles, Benzo[*b*]thiophenes, Benzo[*b*]furans, Isoindoles, Benzo[*c*]thiophenes and Isobenzofurans



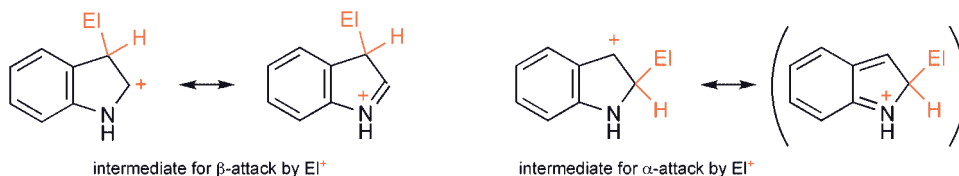
The fusion of a benzene ring to the 2,3-positions of a pyrrole generates one of the most important heterocyclic ring systems – indole. This chapter develops a description of the chemistry of indole, then discusses modifications necessary to rationalise the chemistry of the benzo[*b*]furan and benzo[*b*]thiophene analogues. Finally, the trio of heterocycles in which the benzene ring is fused at the five-membered ring 3,4-positions, isoindole, benzo[*c*]furan and benzo[*c*]thiophene are considered.



Typical reactions of indole

The chemistry of indoles is dominated by easy electrophilic substitution. Of the two rings, the heterocyclic ring is very electron-rich, by comparison with a benzene ring, so attack by electrophiles always takes place in the five-membered ring, except in special circumstances. Of the three positions on the heterocyclic ring, attack at nitrogen would destroy the aromaticity of the five-membered ring, and produce a localised cation, and so does not occur; both of the remaining positions can be readily attacked by electrophiles, leading to C-substituted products, but the β -position is preferred by a considerable margin. This contrasts

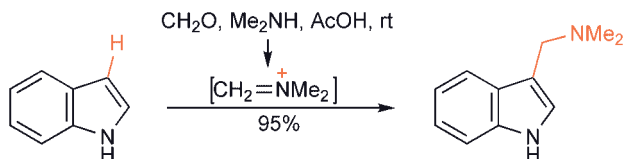
with the regiochemistry shown by pyrrole, but again can be well rationalised by a consideration of the Wheland intermediates for the two alternative sites of attack.



Intermediates for electrophilic substitution of indole

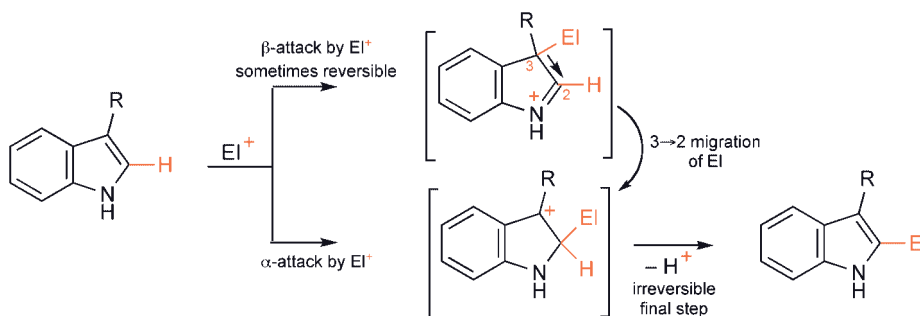
The intermediate for α -attack is stabilised – it is a benzylic cation – but it cannot derive assistance from the nitrogen without disrupting the benzenoid resonance (a resonance contributor, which makes a limited contribution, is shown in parenthesis). The more stable intermediate from β -attack, has charge located adjacent to nitrogen and able to derive the very considerable stabilisation attendant upon interaction with the nitrogen lone pair of electrons.

The facility with which indoles undergo substitution can be illustrated using the Mannich reaction: the electrophilic species in such reactions ($C=N^+R_2$) is generally considered to be a ‘weak’ electrophile, yet substitution occurs easily under mild conditions.



An example of easy β -electrophilic substitution of indole with a weak electrophile

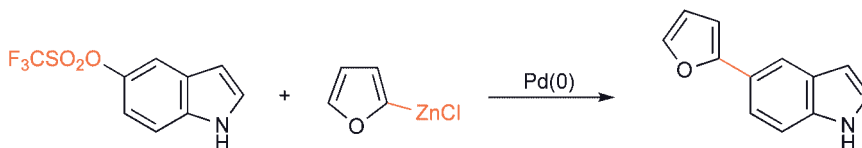
There is a strong preference for attack at C-3, even when that position carries a substituent, and it is therefore important to consider, in detail, the 2-substitution of 3-substituted indoles. This could proceed in three ways: (i) initial attack at a 3-position followed by 1,2-migration to the 2-position; (ii) initial attack at the 3-position followed by reversal (when possible), then (iii); or (iii) direct attack at the 2-position. It has been definitely demonstrated, in the case of some irreversible substitutions, that the migration route operates, but equally it has been demonstrated that direct attack at an α -position can occur.



Possible mechanisms for the 2-substitution of 3-substituted indoles

Indoles react with strong bases losing the *N*-hydrogen and forming indolyl anions. When the counter ion is an alkali metal, these salts have considerable ionic character and react with electrophiles at the nitrogen, affording a practical route for *N*-alkylation (or acylation), for example in the synthesis of reversibly *N*-blocked indoles. These can be regioselectively lithiated at C-2, where the acidifying effect of the electro-negative heteroatom is felt most strongly, often with additional chelation assistance from the *N*-substituent, thus providing a route to 2-substituted indoles.

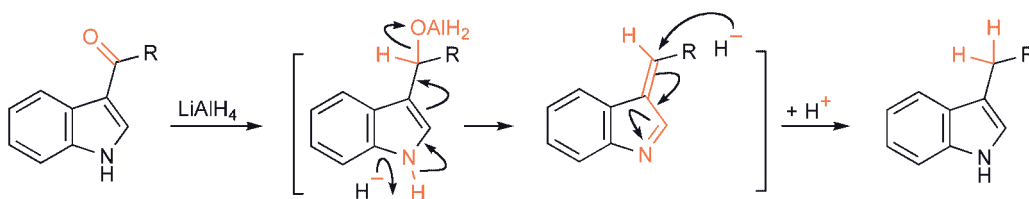
As in all heterocyclic chemistry, the advent of palladium(0)-catalysed processes (see Section 4.2 for a detailed discussion) has revolutionised the manipulation of indoles, benzo[b]furans and benzo[b]thiophenes; the example below is typical.



Palladium(0)-catalysed processes are very important in indole chemistry

The ready electron availability of indoles means that they are rather easily (aut)oxidised in the five-membered ring. Reductions can be made selective for either ring: in acid solution, dissolving metals attack the hetero-ring, and the benzenoid ring can be selectively reduced by Birch reduction conditions.

Indoles that carry leaving groups at benzylic positions, especially at C-3, undergo displacement processes extremely easily, encouraged by stabilisation of positive charge by the nitrogen or, alternatively, in basic conditions, by deprotonation of the indole hydrogen. One example of the latter is the lithium aluminium hydride reduction of 3-acyl-indoles that produces 3-alkyl-indoles. In a sense, the 3-ketones are behaving like vinylogous amides, and reduction intermediates are able to lose oxygen to give species that, on addition of a second hydride, produce the indolyl anion of the 3-alkyl-indole, converted into the indole during aqueous work-up.

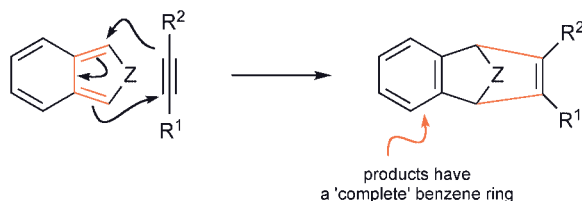


Reduction of 3-acylindoles to 3-alkylindoles

In comparison with indoles, benzo[b]furans and benzo[b]thiophenes have been studied much less fully, however similarities and some differences can be noted. Benzo[b]furans and benzo[b]thiophenes undergo electrophilic substitution, but the 3-regioselectivity is much lower than for indole, even to the extent that some attack takes place in the benzene ring of benzo[b]thiophene and that 2-substitution is favoured for benzo[b]furan. These changes are consequent upon the much poorer electron-donating ability of oxygen and sulfur – the nitrogen of indole is able to make a much bigger contribution to stabilising intermediates, particularly, as was shown above, for β-attack, and consequently to have a larger influence on regioselectivity. In the case of benzo[b]furan, it appears that simple benzylic resonance stabilisation in an intermediate from attack at C-2 outweighs the assistance that oxygen might provide to stabilise an adjacent positive charge.

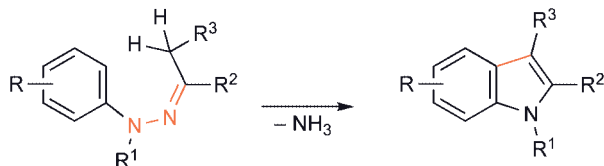
Benzo[b]furans and benzo[b]thiophenes undergo lithiation at their 2-positions, consistent with the behaviour of furans, thiophenes, and of *N*-blocked pyrroles and indoles.

The chemical behaviour of isoindole, benzo[*c*]furan and benzo[*c*]thiophene is dominated by their lack of a 'complete' benzene ring: these three heterocycles undergo cycloaddition processes across the 1- and 3-positions with great facility, because the products do now have a regular benzene ring. Often, no attempt is made to isolate examples of these heterocycles, but they are simply generated in the presence of the dienophile with which it is desired that they react. As a result of this strong tendency, few of the classical electrophilic and nucleophilic processes have been much studied.



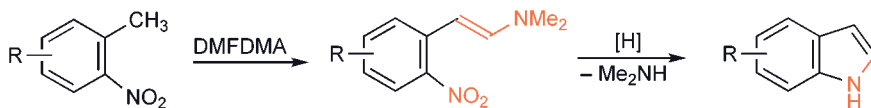
Typical cycloaddition behaviour of isoindoles, benzo[*c*]furans and benzo[*c*]thiophenes

There has probably been more work carried out on the synthesis of indoles than on any other single heterocyclic system and consequently many routes are available; ring syntheses of benzo[*b*]furans and benzo[*b*]thiophenes have been much less studied. The Fischer indole synthesis, now more than 100 years old, is still widely used – an arylhydrazone is heated with an acid, a multi-step sequence ensues, ammonia is lost and an indole is formed.



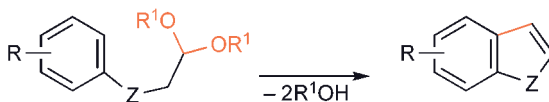
The Fischer indole synthesis

As an illustration of a modern and efficient route, 2,3-unsubstituted indoles are obtained from an *ortho*-nitrotoluene by heating with dimethylformamide dimethylacetal (DMFDMA), generating an enamine that, after reduction of the nitro group, closes with loss of dimethylamine, generating the aromatic heterocycle.




The Leimgruber–Batcho indole synthesis

Both benzo[*b*]furans and benzo[*b*]thiophenes can be obtained from the phenol or thiophenol respectively, by *O/S*-alkylation with a bromoacetaldehyde acetal and then acid-catalysed ring closure involving intramolecular electrophilic attack on the ring.



Indoles: Reactions and Synthesis



Indole¹ and the simple alkyl-indoles are colourless crystalline solids with a range of odours from naphthalene-like, in the case of indole itself, to faecal, in the case of skatole (3-methylindole). Many simple indoles are available commercially and all of these are produced by synthesis: indole, for example, is made by the high-temperature vapour-phase cyclising dehydrogenation of 2-ethylaniline. Most indoles are quite stable in air with the exception of those which carry a simple alkyl group at C-2: 2-methylindole autoxidises easily, even in a dark brown bottle.

The word indole is derived from the word India: a blue dye imported from India was known as indigo in the sixteenth century. Chemical degradation of the dye gave rise to oxygenated indoles (see 20.13), which were named indoxyl and oxindole; indole itself was first prepared in 1866 by zinc-dust distillation of oxindole.

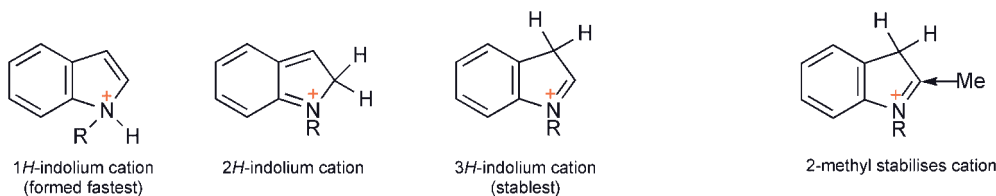
For all practical purposes, indole exists entirely in the 1*H*-form, 3*H*-indole (indolenine) being present to the extent of only ca. 1 ppm. 3*H*-Indole can be generated in solution but tautomerises to 1*H*-indole within about 100 seconds at room temperature.²

20.1 Reactions with Electrophilic Reagents

20.1.1 Substitution at Carbon

20.1.1.1 Protonation

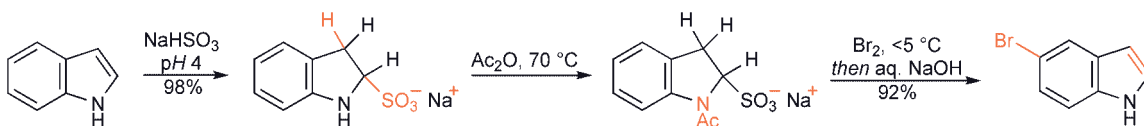
Indoles, like pyrroles, are very weak bases: typical pK_{aH} values are: indole, -3.5 ; 3-methylindole, -4.6 ; 2-methylindole, -0.3 .³ This means, for example, that in 6*M* sulfuric acid, two molecules of indole are protonated for every one unprotonated, whereas 2-methylindole is almost completely protonated under the same conditions. By NMR and UV examination, only the 3-protonated cation (3*H*-indolium cation) is detectable;⁴ it is the thermodynamically stablest cation, retaining full benzene aromaticity (in contrast to the 2-protonated cation) with delocalisation of charge over the nitrogen and α -carbon. The spectroscopically undetectable *N*-protonated cation must be formed, and formed very rapidly, for acid-catalysed deuterium exchange at nitrogen is 400 times faster than at C-3,⁵ indeed the *N*-hydrogen exchanges rapidly even at pH 7, when no exchange at C-3 occurs: clean conversion of indole into 3-deuterioindole can be achieved by successive deuterio-acid then water treatments.⁶



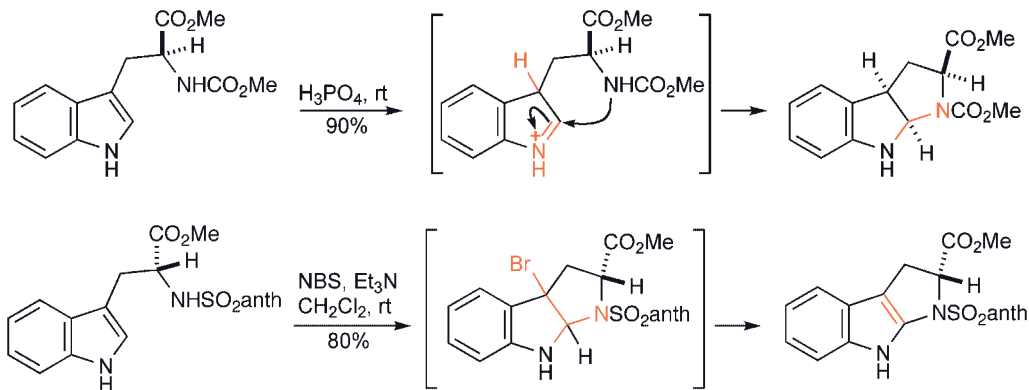
That 2-methylindole is a stronger base than indole can be understood on the basis of stabilisation of the cation by electron release from the methyl group; 3-methylindole is a somewhat weaker base than indole.

Reactions of β -Protonated Indoles (see also 20.1.1.9, 20.2 and 20.7)

3*H*-Indolium cations are of course electrophilic species, in direct contrast with neutral indoles, and under favourable conditions will react as such. For example, the 3*H*-indolium cation itself will add bisulfite at pH 4, under conditions that lead to the crystallisation of the product, the sodium salt of indoline-2-sulfonic acid (indoline is the widely used, trivial name for 2,3-dihydroindole). The salt reverts to indole on dissolution in water, however it can be *N*-acetylated and the resulting acetamide used for halogenation or nitration at C-5, final hydrolysis with loss of bisulfite affording the 5-substituted indole.⁷

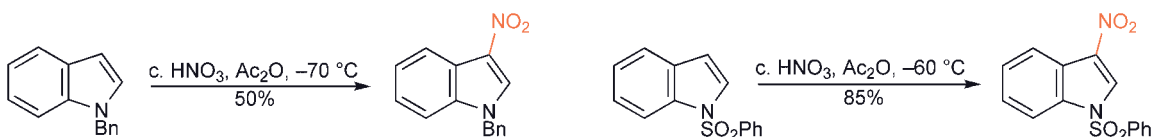


When *N_b*-acyl-tryptophans are exposed to strong acid, the indolium cation is trapped by cyclisation involving the side-chain nitrogen.⁸ Comparable tricycles result from phenylselenenylation of protected tryptophan⁹ or reaction with 4-methyl-1,2,4-triazoline-3,5-dione,¹⁰ or dimethyl(succinimido)sulfonium chloride (a CH_2SMe group ends up at the indole C-3).¹¹ If *N*-bromosuccinimide is employed, the initially formed 3-bromo-tricycle loses hydrogen bromide to produce an aromatic indole.¹²



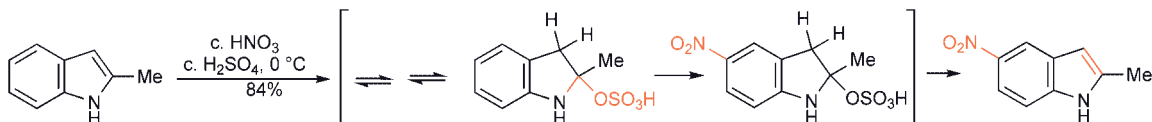
20.1.1.2 Nitration; Reactions with Other Nitrogen Electrophiles

Indole itself can be nitrated using benzoyl nitrate as a non-acidic nitrating agent; the usual mixed acid nitrating mixture leads to intractable products, probably because of acid-catalysed polymerisation. This can be avoided by carrying out the nitration using concentrated nitric acid and acetic anhydride at low temperature – under these conditions, *N*-alkylindoles, and indoles carrying electron-withdrawing *N*-substituents, but *not* indole itself, can be satisfactorily nitrated.¹³

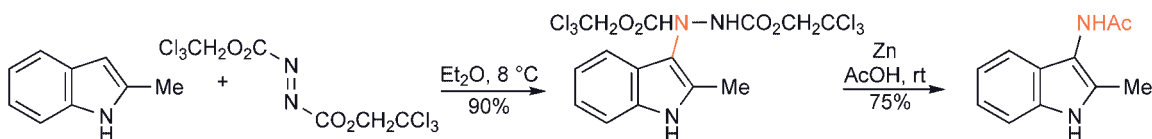


2-Methylindole gives a 3-nitro derivative with benzoyl nitrate,¹⁴ but can also be nitrated successfully with concentrated nitric/sulfuric acids, but with attack at C-5. The absence of attack on the heterocyclic

ring is explained by the complete protonation of 2-methylindole under these conditions; the regioselectivity of attack, *para* to the nitrogen, may mean that the actual moiety attacked is a hydrogensulfate adduct of the initial 3*H*-indolium cation, as shown in the scheme. 5-Nitration of 3*H*-indolium cations has been independently demonstrated using a 3,3-disubstituted 3*H*-indolium cation.¹⁵ With an acetyl group at C-3, nitration with nitronium tetrafluoroborate in the presence of tin(IV) chloride takes place at either C-5 or C-6 depending on the temperature of reaction.¹⁶

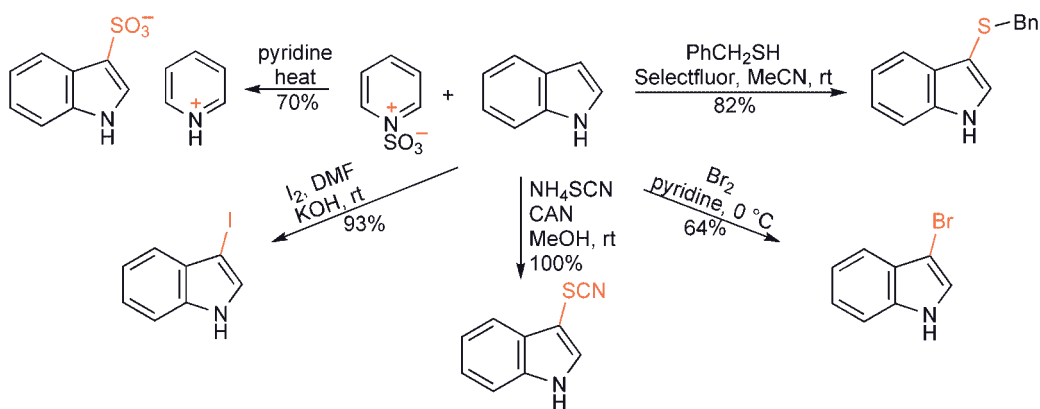


Indoles readily undergo electrophilic amination with bis(2,2,2-trichloroethyl) azodicarboxylate, the resulting acylated hydrazine being cleaved by zinc dust to give a 3-acetyl-amino-indole.¹⁷



20.1.1.3 Sulfonation; Reactions with Other Sulfur Electrophiles

Sulfonation of indole,¹⁸ at C-3, is achieved using the pyridine–sulfur trioxide complex in hot pyridine. Gramine is sulfonated in oleum to give 5- and 6-sulfonic acids, attack being on a diprotonated (C-3, side-chain-N) salt.¹⁹ 1-Phenylsulfonylindoles are efficiently converted into 3-chlorosulfonyl-derivatives using chlorosulfonic acid at room temperature.²⁰ Sulfenylation of indole also occurs readily, at C-3, using a preformed sulfenyl chloride²¹ or *N*-thioalkyl- or *N*-thioaryl-phthalimides with magnesium bromide,²² or thiols activated with *N*-chlorosuccinimide²³ or Selectfluor™.²⁴ Thiocyanation of indole can be achieved in virtually quantitative yield with a combination of ammonium thiocyanate with cerium(IV) ammonium nitrate²⁵ or with iron(III) chloride.²⁶



20.1.1.4 Halogenation

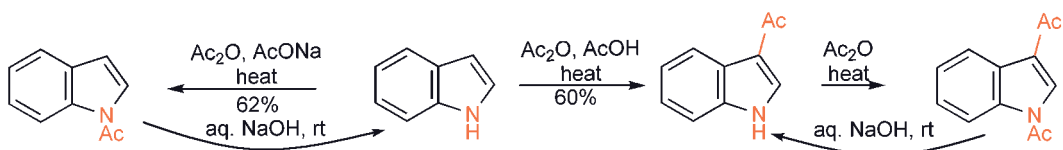
3-Halo-, and even more so, 2-halo-indoles are unstable and must be utilised as soon as they are prepared; *N*-acyl- or *N*-sulfonyl-haloindoles are much more stable. A variety of methods are available for the β -halogenation of indoles: bromine or iodine (the latter with potassium hydroxide) in dimethylformamide^{27a} give very high yields; pyridinium tribromide^{27b} works efficiently; iodination^{27c} and chlorination^{27d} tend to

be carried out in alkaline solution or involve a preformed indolyl anion,²⁸ and general halogenation with copper(II) halides.²⁹ Initial *N*-chlorination, then rearrangement may be involved in some cases.

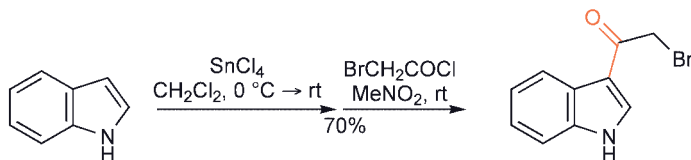
Reaction of 3-substituted indoles with halogens can be more complex; initial 3-halogenation occurs generating a 3-halo-3*H*-indole,³⁰ but the actual products obtained then depend upon the reaction conditions, solvent etc. Thus, nucleophiles can add at C-2 in the intermediate 3-halo-3*H*-indoles when, after loss of hydrogen halide, a 2-substituted indole is obtained as final product, for example in aqueous solvents, water addition produces oxindoles (20.13.1); comparable methanol addition gives 2-methoxyindoles. 2-Bromination of 3-substituted indoles can be carried out using *N*-bromosuccinimide in the absence of radical initiators.³¹ 2-Bromo- and 2-iodo-indoles can be prepared very efficiently *via* α -lithiation (20.5.1).³² 2-Halo-indoles are also available from the reaction of oxindoles with phosphoryl halides.³³ Some 2,3-diiodo-indoles can be obtained by iodination of the indol-2-ylcarboxylic acid.³⁴

20.1.1.5 Acylation

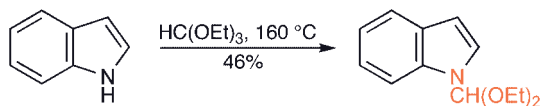
Indole only reacts at an appreciable rate with acetic anhydride, alone, above 140 °C, giving 1,3-diacetylindole predominantly, together with smaller amounts of *N*- and 3-acetylindoles; 3-acetylindole is prepared by alkaline hydrolysis of product mixtures.³⁵ That β -attack occurs first is shown by the resistance of 1-acetylindole to *C*-acylation, but the easy conversion of the 3-acetylindole into 1,3-diacetylindole. In contrast, acetylation in the presence of sodium acetate, or 4-dimethylaminopyridine,³⁶ affords exclusively *N*-acetylindole, probably *via* the indolyl anion (20.4.1). *N*-Acyl-indoles are much more readily hydrolysed than ordinary amides, aqueous sodium hydroxide at room temperature being sufficient. This lability is due in part to a much weaker mesomeric interaction of the nitrogen and carbonyl groups, making the latter more electrophilic, and in part to the relative stability of the indolyl anion, which makes it a better leaving group than amide anion. Trifluoroacetic anhydride, being much more reactive, acylates indole at room temperature, at C-3 in dimethylformamide (but at nitrogen in dichloromethane).³⁷



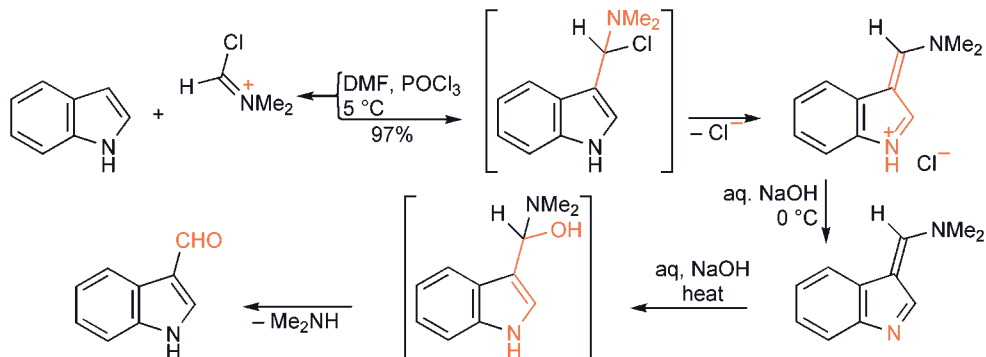
The use of a Lewis acid to catalyse Friedel–Crafts 3-acylation must be carried out with care, to avoid oligomerisation: the method involves adding tin(IV) chloride to the indole *first*, then adding the acid chloride or anhydride.³⁸



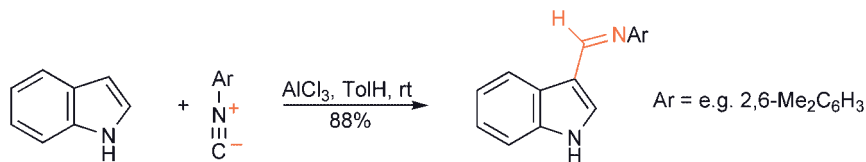
Simply heating indole with triethyl orthoformate at 160 °C leads to the alkylation of the indole nitrogen, introducing a diethoxymethyl group that can be used as a reversible *N*-blocking substituent – it allows 2-lithiation (cf. 20.5.1) and can be easily removed with dilute acid at room temperature.³⁹



The Vilsmeier reaction is a very efficient method for the preparation of 3-formyl-indoles,⁴⁰ and for other 3-acyl-indoles using tertiary amides of other acids in place of dimethylformamide.⁴¹ Even indoles carrying an electron-withdrawing group at the 2-position, for example ethyl indole-2-carboxylate, undergo smooth Vilsmeier 3-formylation.⁴²



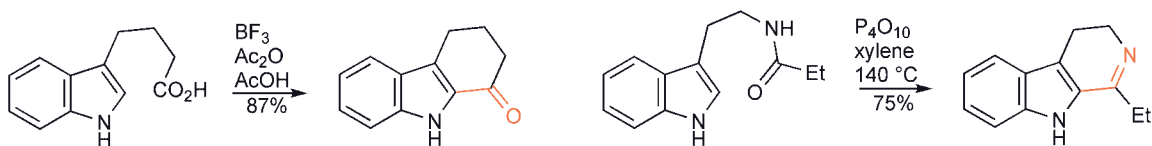
Isocyanides attack under the influence of aluminium chloride, thus introducing an imine unit directly.⁴³



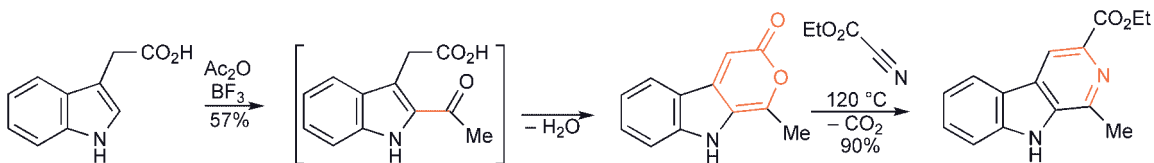
A particularly useful and high-yielding reaction is that between indoles and oxalyl chloride, which gives ketone-acid-chlorides convertible into a range of compounds, for example tryptamines; a synthesis of serotonin utilised this reaction.⁴⁴



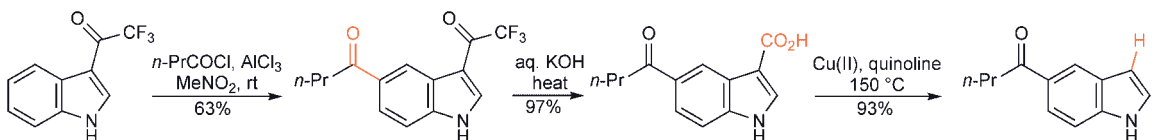
Acylation of 3-substituted indoles is more difficult, however 2-acetylation can be effected with the aid of boron trifluoride catalysis.⁴⁴ Indoles, with a carboxyl-containing side-chain acid at C-3, undergo intramolecular acylation forming cyclic 2-acylindoles.⁴⁵ Intramolecular Vilsmeier processes, using tryptamine amides, have been used extensively for the synthesis of 3,4-dihydro- β -carbolines, a sub-structure found in many indole alkaloids (β -carboline is the widely used, trivial name for pyrido[3,4-*b*]indole). Note that it is the imine, rather than a ketone, that is the final product; the cyclic nature of the imine favours its retention rather than hydrolysis to amine plus ketone as in the standard Vilsmeier sequence;⁴⁶ this ring closure is analogous to the Bischler-Napieralski synthesis of 3,4-dihydro-isoquinolines (9.15.1.7).



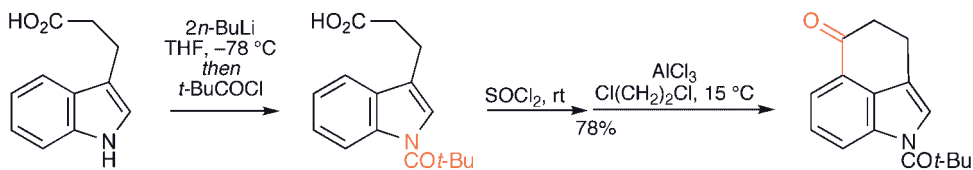
2-Acylation of indol-3-ylacetic acid leads, *in situ*, to an enol-lactone: an indole fused to a 2-pyrone. This can be hydrolysed to the keto-acid, or the diene character of the 2-pyrone (11.2.2.4) can be utilised, as illustrated.⁴⁷



Deactivation of the pyrrole ring by electron-withdrawing substituents allows acylation in the six-membered ring. Lewis-acid-catalysed acylation of 3-trifluoroacetylindole takes place at C-5, and if such products are hydrolysed (a haloform reaction) to the 3-acids, decarboxylation then produces 5-acyl-indoles.⁴⁸



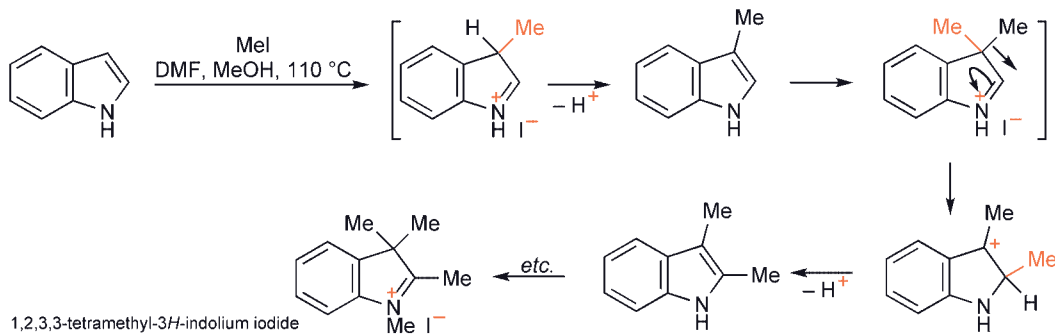
1-Pivaloylindole gives high yields of 6-substituted ketones on reaction with α -halo-acid-chlorides and aluminium chloride; simple acid chlorides react only at C-3.⁴⁹ The sequence below shows how a 1-pivaloyl-3-(indol-3-yl)propanoic acid undergoes Friedel–Crafts cyclisation to C-4, away from the deactivated heterocyclic ring.⁵⁰



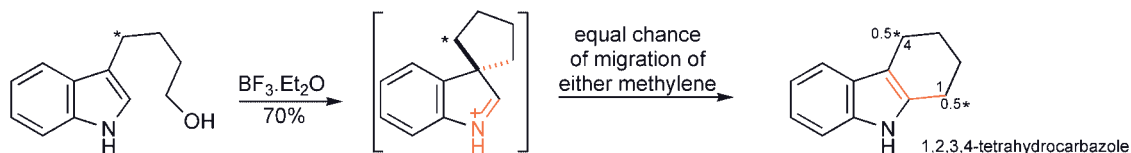
Acylation of 1-acetylindole in the presence of aluminium chloride goes cleanly at C-6, but with diacid chlorides (malonyl, succinyl), 2-substitution occurs. The former result is due to strong deactivation of C-5 by a 1-acetyl–Lewis-acid complex and the latter is probably due to complexation of one acid chloride to the 1-acetyl group, followed by intramolecular delivery of the other.⁵¹

20.1.1.6 Alkylation⁵²

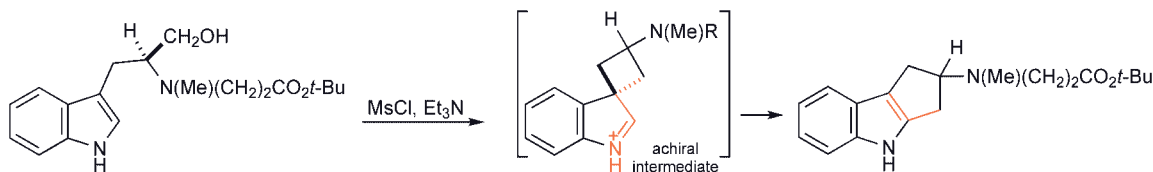
Indoles do not react with alkyl halides at room temperature. Indole itself begins to react with iodomethane in dimethylformamide at about 80 °C, when the main product is skatole. As the temperature is raised, further methylation occurs until eventually 1,2,3,3-tetramethyl-3*H*-indolium iodide is formed.



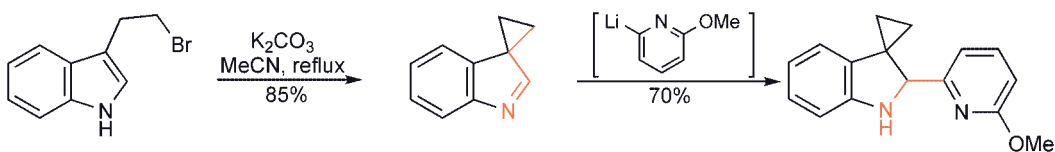
The rearrangement of 3,3-dialkyl-3*H*-indolium ions by alkyl migration to give 2,3-dialkyl-indoles, as shown in the sequence above, is related mechanistically to the Wagner–Meerwein rearrangement, and is known as the Plancher rearrangement.⁵³ It is likely that most instances of 2-alkylation of 3-substituted-indoles by cationic reagents proceed by this route, and this was neatly verified in the formation of 1,2,3,4-tetrahydrocarbazole by boron-trifluoride-catalysed cyclisation of 4-(indol-3-yl)butan-1-ol. The experiment was conducted with material labelled at the benzylic carbon. The consequence of the rearrangement of the symmetrical spirocyclic intermediate, which results from attack at C-3, was the equal distribution of the label between the C-1 and C-4 carbons of the product.⁵⁴ It is important to note that other experiments demonstrate that direct attack at C-2 can and does occur,⁵⁵ especially when this position is further activated by a 6-methoxyl group.⁵⁶



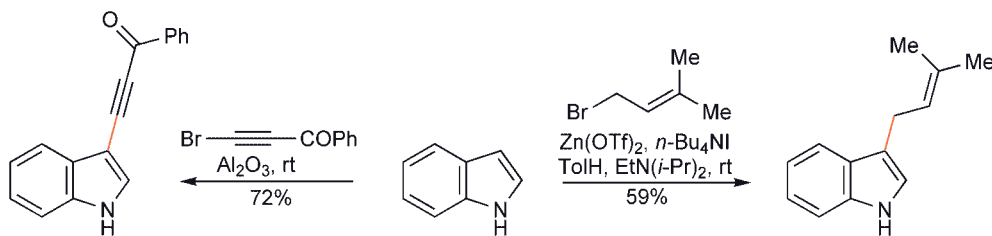
In another elegant experiment, the intervention of a 3,3-disubstituted 3*H*-indolium-intermediate in an overall α -substitution was proved by cyclisation of the mesylate of an optically active alcohol to give an optically *inactive* product, *via* an achiral, spirocyclic intermediate, from initial attack at the β -position.⁵⁷



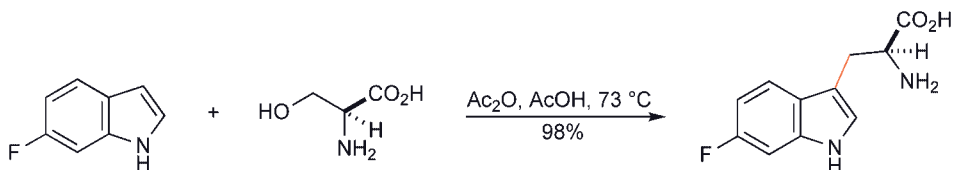
3-(2-Bromoethyl)indole, on treatment with potassium carbonate in refluxing acetonitrile, gives a stable spirocyclopropyl-indolenine, however this cyclisation is very slow when sodium bicarbonate is used as base and this allows efficient *N*-alkylation of piperidines with the bromide.⁵⁸ Nucleophiles, such as organolithiums and enolates, add to the indolenine without disrupting the cyclopropane ring.^{59,60}



Reaction at C-3, with more electrophilic reagents, leading to allylated, benzylated and propargylated indoles, can be achieved under various mild conditions. All the following alkylate indoles at C-3, at room temperature: allyl halides with zinc triflate,⁶¹ allyl and benzyl halides in aqueous acetone (with also ca. 20% attack at C-2),⁶² allyl alcohols under ruthenium(IV) catalysis,⁶³ allylic and propargylic acetates with iodine⁶⁴ and propargyl tertiary alcohols with *p*-toluenesulfonic acid.⁶⁵ 1-Bromo-2-benzoylthyne directly alkylates indole at room temperature on alumina.⁶⁶

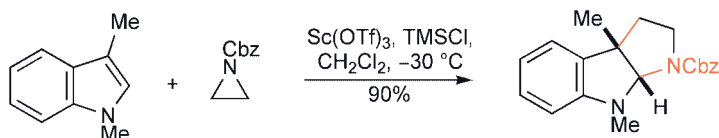


Tryptophans can be obtained directly from indoles by reaction of serine with the indole, in the presence of acetic anhydride.⁶⁷



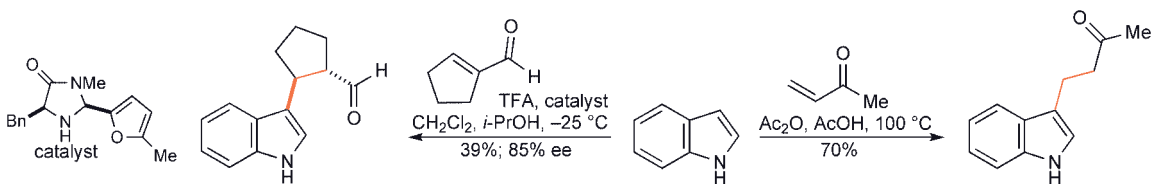
Indoles react with epoxides and aziridines in the presence of Lewis acids (see 20.4.1 for reaction of indolyl anions with such reactants) with opening of the three-membered ring and consequent 3-(2-hydroxyethyl)ation and 3-(2-aminoethyl)ation of the heterocycle. Both ytterbium triflate and phenylboronic acid are good catalysts for reaction with epoxides under high pressure;⁶⁸ silica gel is also an effective catalyst, but reactions are slow at normal pressure and temperature.⁶⁹ Reaction with aziridines can be catalysed by zinc triflate or boron trifluoride.⁷⁰

Indoles react with homochiral aryloxiranes at the benzylic carbon in high optical yield, under very mild conditions (1% InBr₃, CH₂Cl₂, rt).⁷¹ Reactions with *N*-Cbz aziridines are similarly catalysed by scandium triflate.⁷²



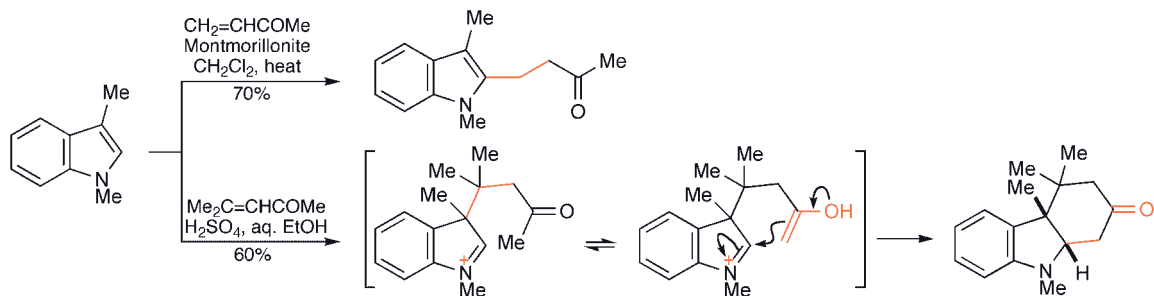
20.1.1.7 Reactions with α,β -Unsaturated Ketones, Nitriles and Nitro-Compounds

Such reactions are usually effected using acid (see below), or one of a number of mild Lewis acids, such as scandium iodide (with microwave heating),⁷³ indium bromide⁷⁴ or hafnium triflate,⁷⁵ and can be looked on as an extension of the reactions discussed in 20.1.1.6. In the simplest situation, indole reacts with methyl vinyl ketone in a conjugate fashion in acetic acid/acetic anhydride.⁷⁶

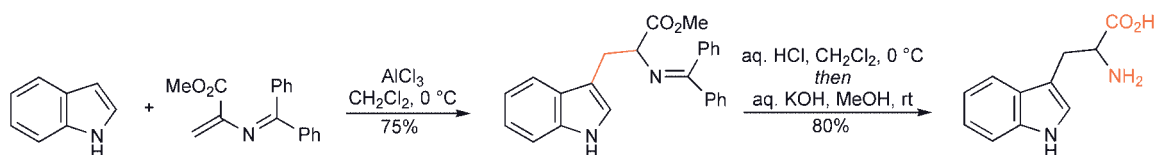


Analogous alkylations with unsaturated ketones can also be effected with silica-supported benzenesulfonic acid sodium salt⁷⁷ or, with some stereoselectivity, using a chiral imidazolidinone organo-catalyst.⁷⁸ Optical induction can also be achieved in the addition of indole to alkylidene malonates using bisoxazoline copper(II) complexes.⁷⁹

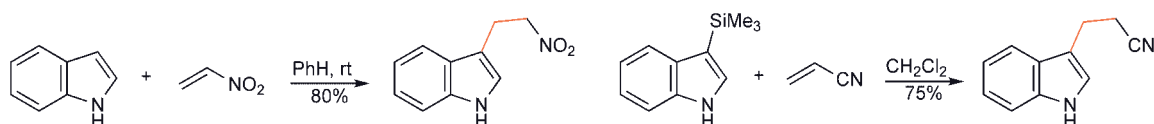
The use of Montmorillonite clay⁸⁰ or ytterbium triflate,⁸¹ allows α -alkylation of β -substituted indoles. This contrasts with the different, but very instructive, reaction pathway followed when mesityl oxide and 1,3-dimethylindole are combined in the presence of sulfuric acid – electrophilic attack at the already substituted β -position is followed by intramolecular nucleophilic addition of the enol of the side-chain ketone, to C-2.⁸²



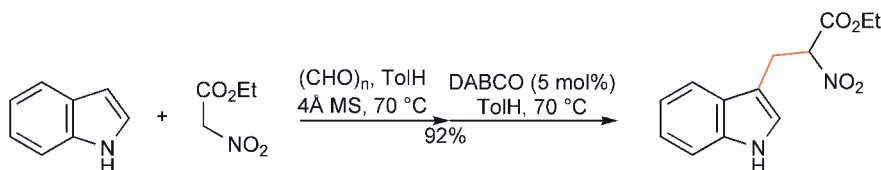
An extension of this methodology allows the synthesis of tryptophans by aluminium-chloride-catalysed alkylation with an iminoacylate.⁸³



Nitroethene is sufficiently electrophilic to substitute indole without the need for acid catalysis.⁸⁴ Despite this, it has been shown that silica-gel-supported $\text{CeCl}_3 \cdot 7\text{H}_2\text{O}/\text{NaI}$ brings about such reactions at room temperature under solvent-free conditions⁸⁵ or, to take another solvent extreme, the reaction occurs in water with a catalytic amount of a ‘heteropoly acid’ ($\text{H}_3\text{PW}_{12}\text{O}_{40}$).⁸⁶ The employment of 2-dimethylamino-1-nitroethene in trifluoroacetic acid leads to 2-(indol-3-yl)nitroethene – the reactive species is the protonated enamine and the process is similar to a Mannich condensation (20.1.1.9).⁸⁷ The use of 3-trimethylsilylindoles, with *ipso*-substitution of the silicon,⁸⁸ is an alternative means for effecting alkylation, avoiding the need for acid catalysis.



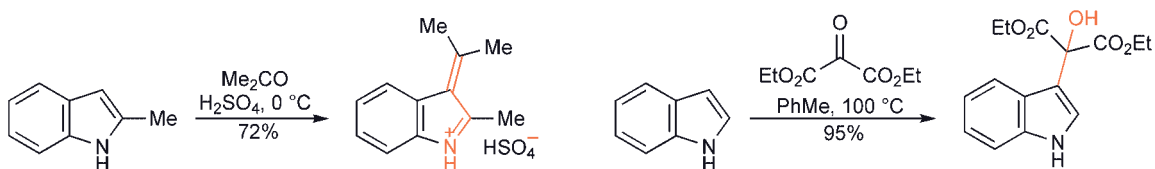
The formation of a nitroethene electrophile *in situ*, is believed to be involved in the reaction between an indole, paraformaldehyde and ethyl nitroacetate, giving precursors for tryptophans.⁸⁹



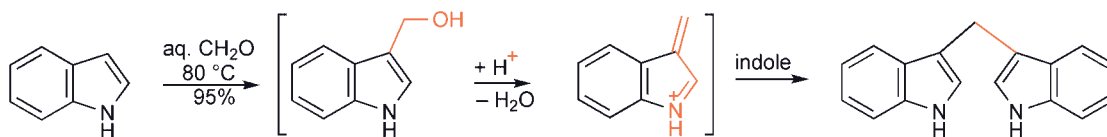
20.1.1.8 Reactions with Aldehydes and Ketones

Indoles react with aldehydes and ketones under acid catalysis – with simple carbonyl compounds, the initial products, indol-3-yl-carbinols are never isolated, for in the acidic conditions they dehydrate to 3-alkylidene-3*H*-indolium cations; those from aromatic aldehydes have been isolated in some cases;⁹⁰ reaction of 2-methylindole with acetone under anhydrous conditions gives the simplest isolable salt of this class.⁹¹ Reaction with 4-dimethylaminobenzaldehyde (the Ehrlich reaction, see 16.1.1.7) gives a mesomeric and

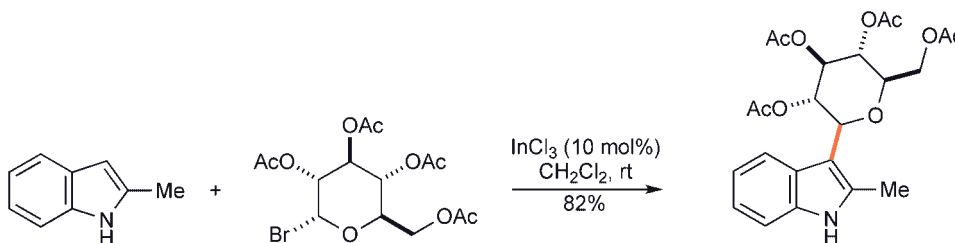
highly coloured cation. Only where dehydration is inhibited have 3-(hydroxyalkyl)-indoles been isolated, for example from reaction with diethyl mesoxalate⁹² or ethyl glyoxylate.⁹³



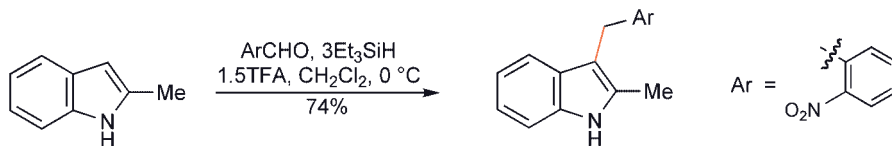
3-Alkylidene-3*H*-indolium cations are themselves electrophiles and can react with more of the indole, as illustrated for reaction with formaldehyde.⁹⁴



The introduction of a sugar moiety to the indole 3-position proceeds best with 2-substituted indoles; indium(III) chloride is used in combination with a glycosyl bromide.⁹⁵

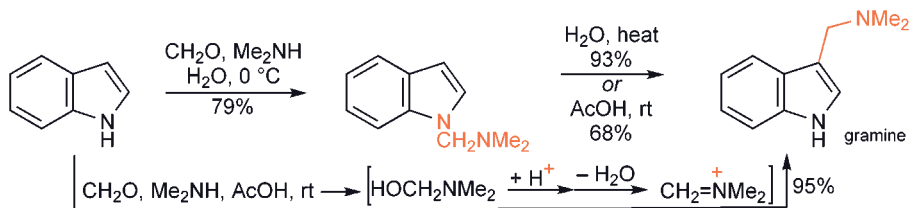


3-Alkylation of 2-alkyl- and 2-aryl-indoles can be achieved by trifluoroacetic-acid-catalysed condensation with either aromatic aldehydes or aliphatic ketones in the presence of the triethylsilane, which reduces the intermediate 3-alkylidene-3*H*-indolium cations.⁹⁶

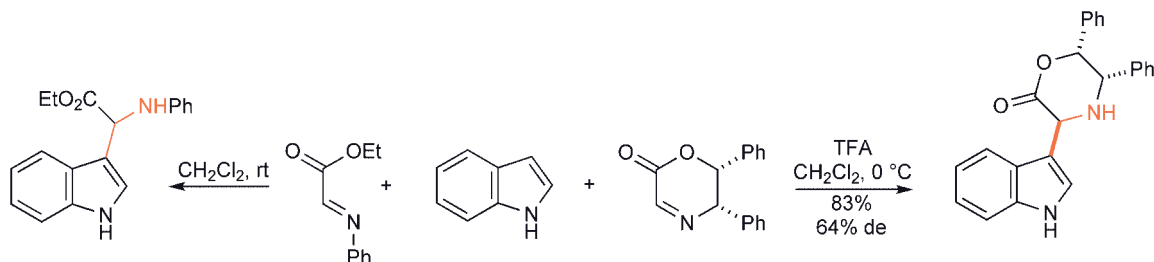


20.1.1.9 Reactions with Iminium Ions: Mannich Reactions⁹⁷

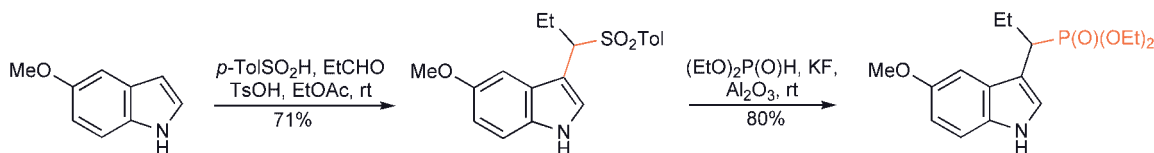
Under neutral conditions and at 0 °C, indole reacts with a mixture of formaldehyde and dimethylamine by substitution at the indole nitrogen.⁹⁸ This *N*-substitution may involve a low equilibrium concentration of the indolyl anion (20.4.1) or may be the result of reversible kinetic attack followed by loss of proton. In neutral solution at higher temperature or in acetic acid, conversion into the thermodynamically more stable 3-dimethylaminomethylindole, gramine, takes place. Gramine is formed directly, smoothly and in high yield, by reaction in acetic acid.⁹⁹ The Mannich reaction is useful in synthesis because not only can the electrophilic iminium ion be varied widely, but also the product gramines are themselves intermediates for further manipulation (20.11).



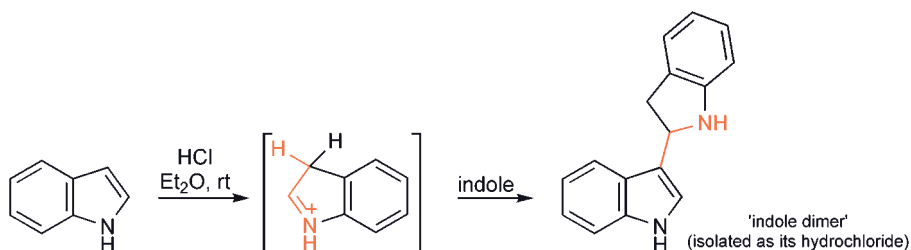
The iminium ion electrophile can also be prepared separately, as a crystalline solid known as ‘Eshenmoser’s salt’ ($\text{Me}_2\text{N}^+=\text{CH}_2 \text{I}^-$)¹⁰⁰ and, with this, the reaction is normally carried out in a non-polar solvent. Examples that illustrate the variation in iminium ion structure that can be tolerated include the reaction of indole with quinolines, catalysed by indium(III) chloride,¹⁰¹ with benzylidene derivatives of arylamines, catalysed by lanthanide triflates,¹⁰² with ethyl glyoxylate imines¹⁰³ (no catalyst required) and with dihydro-1,4-oxazin-2-ones.¹⁰⁴



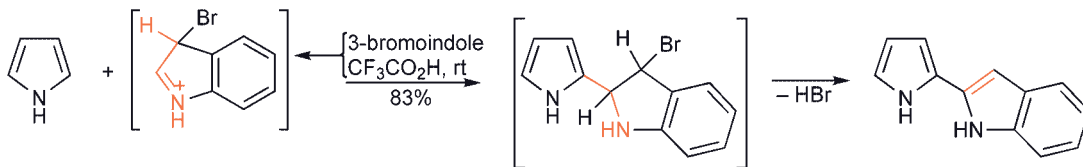
A related, and possibly more versatile, process can be carried out using an aldehyde and an arylsulfonic acid; the resulting sulfone can be displaced by a range of nucleophiles.¹⁰⁵



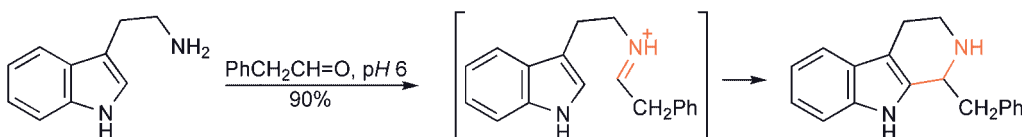
In the mineral-acid-catalysed ‘dimerisation’ of indole,¹⁰⁶ the indole is attacked by *protonated* indole, i.e. the iminium ion is protonated indole. In all manipulations of indoles it is necessary to be aware of their sensitivity to acidic conditions.



When protonated 3-bromoindole is employed as electrophile, a final elimination of hydrogen bromide gives rise to re-aromatised 2-substituted indoles; pyrrole (illustrated) or indoles will take part in this type of process.¹⁰⁷

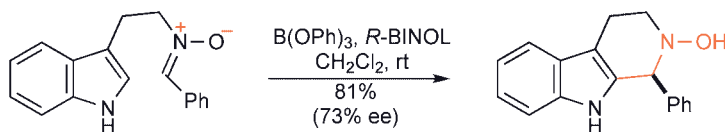


Conducted in an intramolecular sense, Mannich reactions have been much used for the construction of tetrahydro- β -carboline.¹⁰⁸ Tryptamines carrying a 2-carboxylic acid group, which can be conveniently prepared (20.16.6.3), but are not easily decarboxylated as such, undergo cyclising Mannich condensation with aldehydes and ketones, with loss of the carbon dioxide in a final step.¹⁰⁹



These cyclisations may proceed by direct electrophilic attack at the α -position, or by way of β -attack, then rearrangement. It may be significant that Mannich processes, as opposed to the alkylations discussed in Section 20.1.1.6, are reversible, which would allow a slower, direct α -substitution to provide the principal route to the α -substituted structure.

The cyclisation of nitrones derived from tryptamines is a similar process and can be carried out enantioselectively using a chiral Lewis acid.¹¹⁰ A similar enantioselective intermolecular process is the copper-catalysed reaction of indoles with tosyl-imines of aromatic aldehydes.¹¹¹



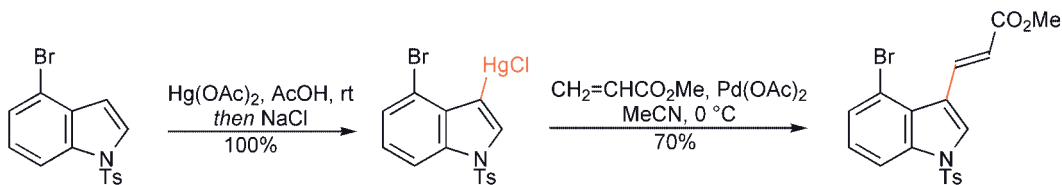
20.1.1.10 Diazo-Coupling and Nitrosation

The high reactivity of indole is shown up well by the ease with which it undergoes substitution with weakly electrophilic reagents, such as benzenediazonium chloride and nitrosating agents. Indoles react rapidly with nitrous acid; indole itself reacts in a complex manner, but 2-methylindole gives a 3-nitroso substitution product cleanly. This can also be obtained by a base-catalysed process using amyl nitrite as a source of the nitroso group; these basic conditions also allow 3-nitrosation of indole itself. 3-Nitroso-indoles exist predominantly in the oximino 3*H*-indole tautomeric form.¹¹²

20.1.1.11 Electrophilic Metallation

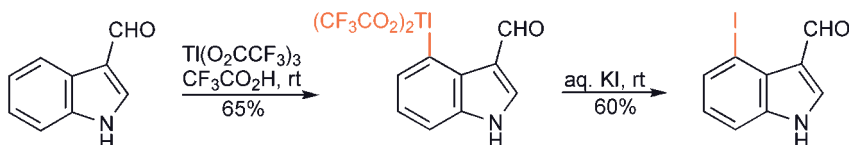
Mercuration (CAUTION: mercury salts are highly toxic)

Indole reacts readily with mercuric acetate at room temperature to give a 1,3-disubstituted product.¹¹³ Even *N*-sulfonyl-indoles are substituted under mild conditions; the 3-mercured compounds thus produced are useful in palladium-catalysed couplings¹¹⁴ and can be used to prepare boronic acids (4.1.5.3).¹¹⁵ 1-Phenylsulfonyl-3-substituted indoles mercurate at C-4, subsequent reaction with iodine giving 4-iodo-indoles.¹¹⁶

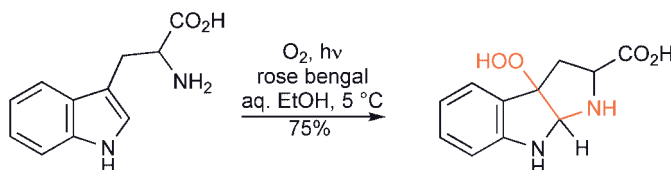


Thallation (CAUTION: thallium salts are highly toxic)

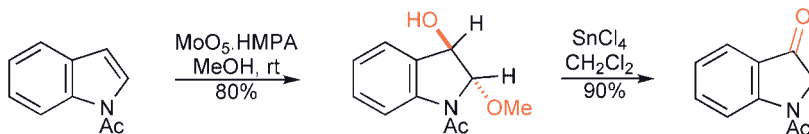
Thallium trifluoroacetate reacts rapidly with simple indoles, but well-defined products cannot be isolated. 3-Acyl-indoles, however, undergo a very selective substitution at C-4, due to chelation and protection of the heterocyclic ring by the electron-withdrawing 3-substituent.¹¹⁷ The products are good intermediates for the preparation of 4-substituted indoles, for example 4-iodo- and thence 4-alkoxy-,^{117b} 4-alkenyl-¹¹⁸ and 4-methoxycarbonyl,¹¹⁹ via palladium-mediated couplings. The regiochemistry is neatly complemented by thallation of *N*-acetylindoline, which goes to C-7, allowing introduction of substituents at this carbon¹²⁰ (cf. 20.5.1).

**20.2 Reactions with Oxidising Agents**

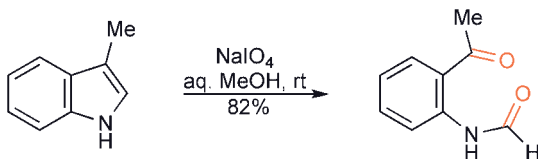
Autoxidation occurs readily with alkyl-indoles, thus, for example, 2,3-diethylindole gives an isolable 3-hydroperoxy-3*H*-indole. Generally, such processes give more complex product mixtures resulting from further breakdown of the initial hydroperoxide; singlet oxygen also produces hydroperoxides, but by a different mechanism. If the indole carries a side-chain capable of trapping the indolenine by intramolecular nucleophilic addition, then tricyclic hydroperoxides can be isolated.¹²¹



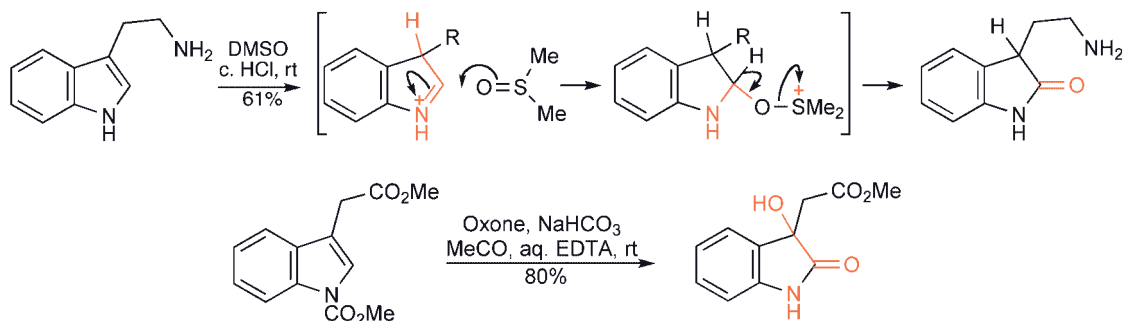
The reagent MoO₅.HMPA, known as 'MoOPH', brings about addition of the elements of methyl hydrogen peroxide to an *N*-acyl-indole, and these adducts in turn, can be utilised: one application is to induce loss of methanol, and thus the overall transformation of an indole into an indoxyl (20.13.2).¹²²



Oxidative cleavage of the indole 2,3-double bond can be achieved with ozone, sodium periodate,¹²³ potassium superoxide,¹²⁴ with oxygen in the presence of cuprous chloride¹²⁵ and with oxygen, photochemically in ethanolic solution.¹²⁶

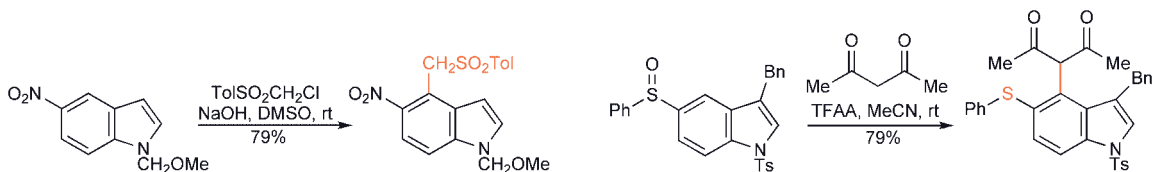


The conversion of 3-substituted indoles into their corresponding oxindoles can be brought about by reaction with dimethylsulfoxide in acid; the scheme below shows a reasonable mechanism for the process – once again a small concentration of β -protonated indole is the key.¹²⁷ In a comparable sequence using Swern conditions, Me_2S^+ adds first to the indole β -position.¹²⁸ Dimethyldioxirane converts *N*-methoxycarbonyl-indoles (or -oxindoles) into 3-hydroxy-oxindoles.¹²⁹

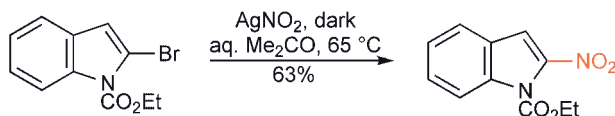


20.3 Reactions with Nucleophilic Reagents (see also 20.13.4)

As with pyrroles and furans, indoles undergo very few nucleophilic substitution processes. Most of those that are known involve special situations: *N*-substituted benzene-ring-nitro-indoles undergo vicarious nucleophilic substitutions (VNS) (3.3.3).¹³⁰ A related process involves addition of stabilised enol(ate)s *ortho* to a 5-sulfoxide, with loss of the oxygen from sulfur. The reaction is highly selective for C-4, even in the presence of 3-substituents.¹³¹



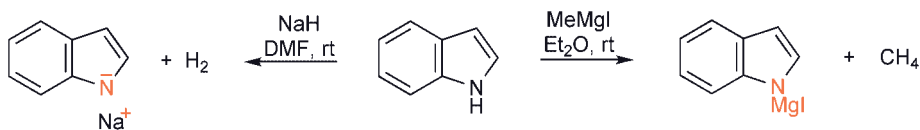
2-Iodo- and 2-bromo-*N*-protected-indoles undergo displacement by reaction with silver nitrite to give the corresponding 2-nitroindoles.¹³²



20.4 Reactions with Bases

20.4.1 Deprotonation of *N*-Hydrogen and Reactions of Indolyl Anions

As in pyrroles, the *N*-hydrogen in indoles is much more acidic ($\text{p}K_a$ 16.2) than that of an aromatic amine (aniline has $\text{p}K_a$ 30.7). Any very strong base will effect complete conversion of an *N*-unsubstituted indole into the corresponding indolyl anion, amongst the most convenient being sodium hydride, *n*-butyllithium or an alkyl Grignard reagent.

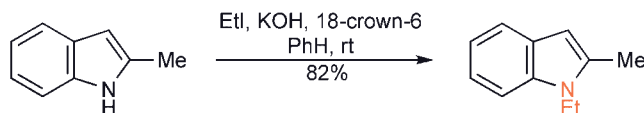


The indolyl anion has two main mesomeric structures showing the negative charge to reside mainly on nitrogen and the β -carbon. Electron-withdrawing substituents, particularly at the β -position, increase the acidity markedly, for example 3-formylindole is about five pK_a units more acidic than indole and 2-formylindole is some three units more acidic.¹³³

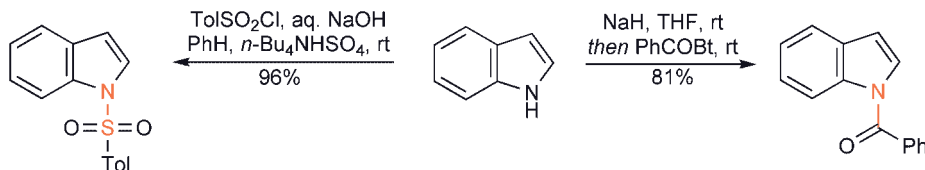


In its reactions, the indolyl anion behaves as an ambident nucleophile; the ratio of *N*- to β -substitution with electrophiles depends on the associated metal, the polarity of the solvent, and the nature of the electrophile. Generally, the more ionic sodio and potassio derivatives tend to react at nitrogen, whereas magnesium derivatives have a greater tendency to react at C-3 (see also 20.1.1.4),¹³⁴ however, reaction of indolyl Grignards in HMPA leads to more attack at nitrogen.¹³⁵ Complementarily, more reactive electrophiles show a greater tendency to react at nitrogen than less electrophilic species.

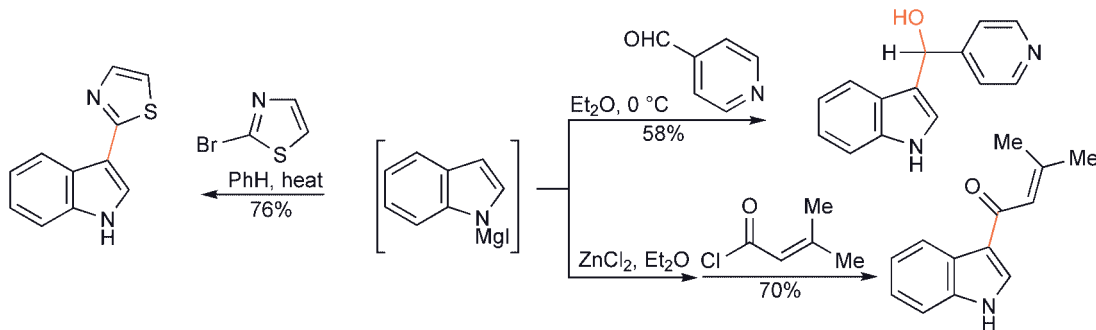
N-Alkylation of indoles can utilise indol-1-ylsodiums,¹³⁶ generated quantitatively with sodium hydride, or it can involve a small concentration of an indolyl anion, produced by phase-transfer methods.¹³⁷ Dimethyl carbonate with DABCO can be used for *N*-methylation, and the acidity of indoles, especially carbazoles, is sufficient for successful Mitsunobu alkylations.^{138,139,140}

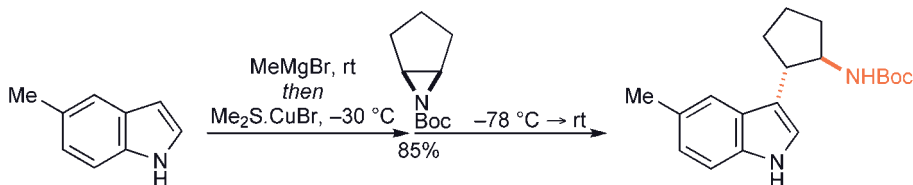


N-Aroyl-benzotriazoles react well with indolyl anions to give *N*-aroyl-indoles.¹⁴¹ *N*-Acylation¹⁴² and *N*-arylsulfonylation¹⁴³ can also be achieved efficiently using phase-transfer methodology.

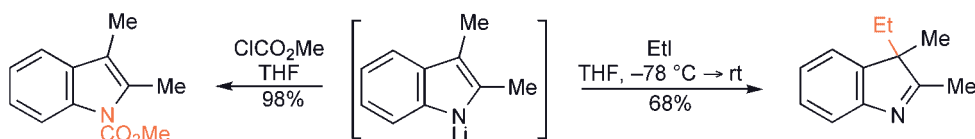


Indolyl *N*-Grignards,¹⁴⁴ or even better their zinc analogues,¹⁴⁵ undergo reaction predominantly at C-3 with a variety of carbon electrophiles such as aldehydes, ketones and acid halides, or reactive halo-heterocycles.¹⁴⁶ Including aluminium chloride in the zinc reactions produces high yields of 3-acyl-indoles.¹⁴⁷ The copper-catalysed reactions of indolyl-*N*-Grignards with *N*-*t*-butoxycarbonyl-aziridines also proceed well at C-3.¹⁴⁸





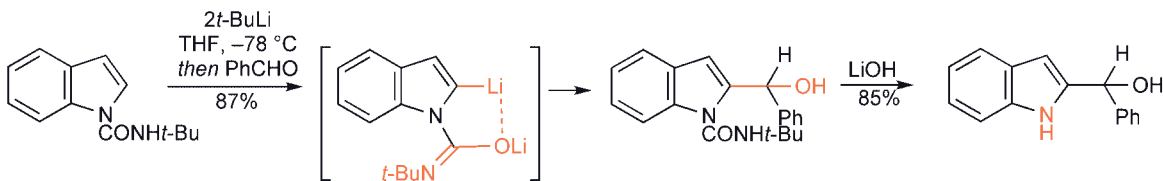
1-Lithio-indoles are equally useful; again, the position of attack depends on both solvent and the nature of the electrophile.¹⁴⁹ It is important to note that when an *N*-metallated 3-substituted indole alkylates at carbon, necessarily a 3,3-disubstituted-3*H*-indole is formed, which cannot re-aromatise to form an indole (see 20.1.1.6 for rearrangements of 3,3-disubstituted indolenines).



20.5 C-Metallation and Reactions of C-Metallated Indoles

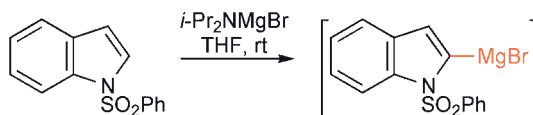
20.5.1 Direct Ring C–H Metallation

C-Metallation of indoles has, in nearly all cases, been conducted in the absence of the much more acidic *N*-hydrogen i.e. the presence of an *N*-substituent like methyl,¹⁵⁶ or if required, a removable group: phenylsulfonyl,¹⁵⁷ lithium carboxylate¹⁵⁸ and *t*-butoxycarbonyl¹⁵⁹ have been used widely; also recommended are dialkylaminomethyl,¹⁶⁰ trimethylsilyloxyethyl¹⁶¹ and methoxymethoxy¹⁶² (the *N*-substituent cannot be introduced into an indole – it requires a pre-formed 1-hydroxy-indole – but it is possible to reduce it to leave an *N*-hydrogen-indole). Each of these removable substituents assists lithiation by intramolecular chelation and in some cases by electron withdrawal, reinforcing the intrinsic tendency for *metallation to proceed at the α-position*.

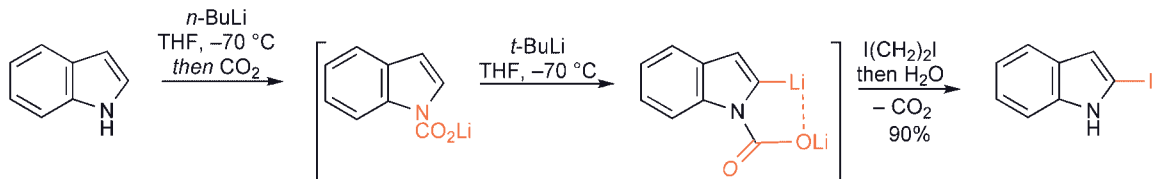


When *N*-acyl or *N*-sulfonyl groups are utilised as protecting groups during indole manipulations, it is important that there be efficient means for their final removal. Both types can be removed with hot base, providing the rest of the molecule is sturdy enough, but milder methods are available. Carbamates can be removed by reaction with hot aqueous methanolic potassium carbonate¹⁵⁰ or with *t*-butylamine in refluxing methanol,¹⁵¹ and *N*-tosyl groups can be cleaved with thioglycolic acid at room temperature,¹⁵² cesium carbonate in hot THF/methanol¹⁵³ or by photo-induced electron transfer from triethylamine.¹⁵⁴ Removal of *N,N*-dimethylaminosulfonyl groups can be achieved by electrolysis.¹⁵⁵

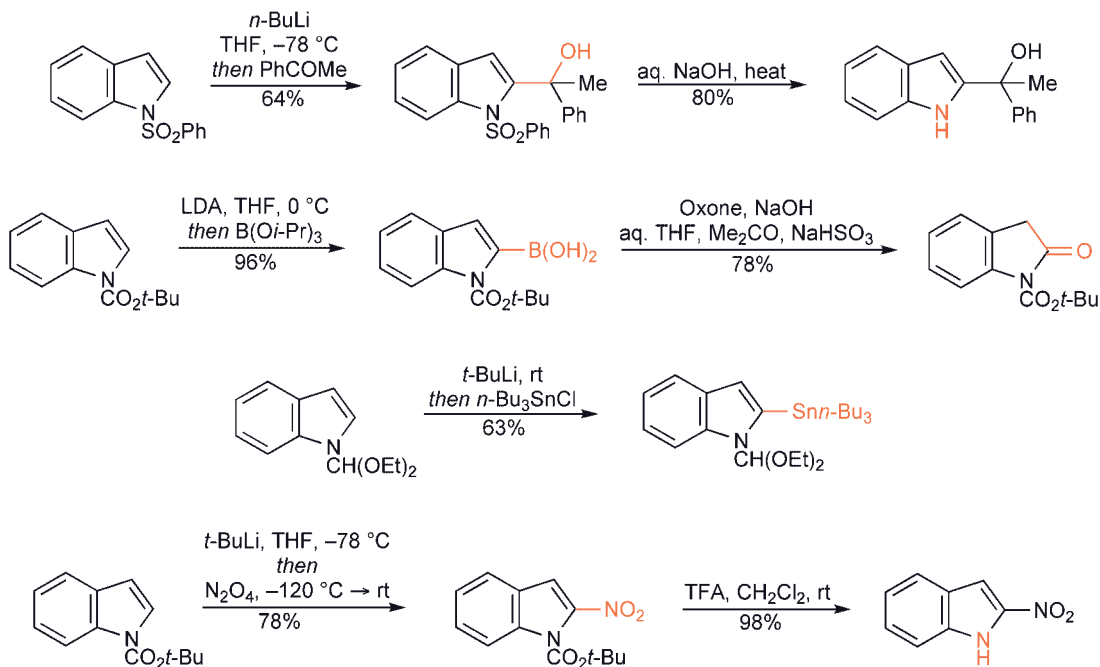
Magnesiumation at C-2 can be carried out at room temperature; as well as serving in the usual way as nucleophiles, magnesio-indoles can also be used directly for palladium-catalysed couplings.¹⁶³



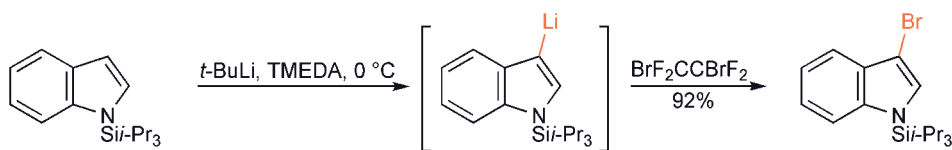
One of the most convenient *N*-protecting groups in indole α -lithiations is carbon dioxide¹⁵⁸ because the *N*-protecting group is installed *in situ* and, further, falls off during normal work-up. This technique has been used to prepare 2-halo-indoles³² and to introduce a variety of substituents by reaction with appropriate electrophiles – aldehydes, ketones, chloroformates, etc.¹⁵⁸



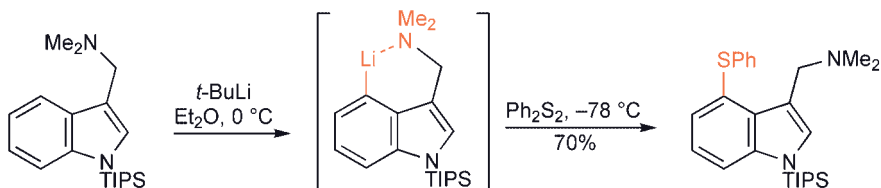
Given below are some α -substitutions achieved with various *N*-blocking/activating groups.^{39,157,164,165}



Direct 3-lithiation can be accomplished with *ortho*-assistance from a 2-(2-pyridyl)-¹⁸⁴ or a 2-carboxyl group.¹⁶⁶ Direct 3-lithiation even *without* a substituent at C-2 can be achieved with an *N*-di(*t*-butyl)fluorosilyl-,¹⁶⁷ *N*-tri-*i*-propylsilyl-¹⁶⁸ or *N*-(2,2-diethylbutanoyl)-substituent in place, the latter using *sec*-butyllithium in the presence of *N,N,N',N'',N''*-pentamethyldiethylenetriamine.¹⁶⁹ Other directed metallation processes in the hetero-ring include: 2-lithiation of 1-substituted indole-3-carboxylic acids and amides,¹⁷⁰ and of 3-hydroxymethyl-1-phenylsulfonylindole.¹⁷¹



The dimethylamino group of gramine directs lithiation to C-4 when the indolic nitrogen is protected by the bulky TIPS group, but metallation occurs normally at C-2 when this nitrogen bears a simple methyl.¹⁷² Comparable regioselectivity is found with 3-methoxymethyl-1-tri-*iso*-propylsilylindole.¹⁷³ 4-Lithiation of 5-(dimethylcarbamoyloxy)-1-(*t*-butyldimethylsilyl)indole and the 6-lithiation of 4-substituted-5-(dimethylcarbamoyloxy)-1-(*t*-butyldimethylsilyl)-indoles depend on *ortho*-directing effects.¹⁷⁴

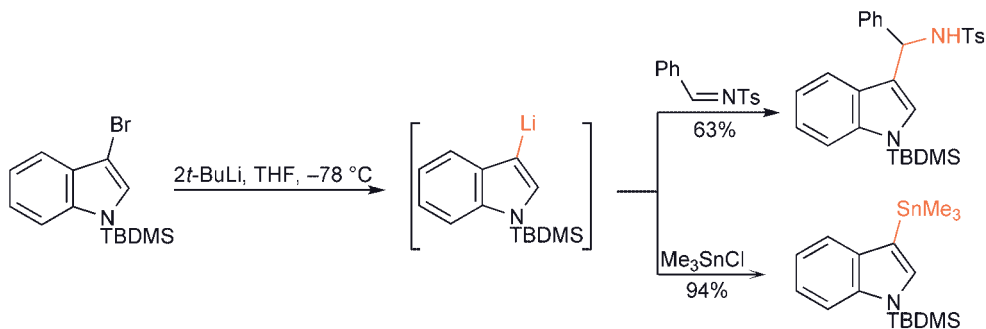


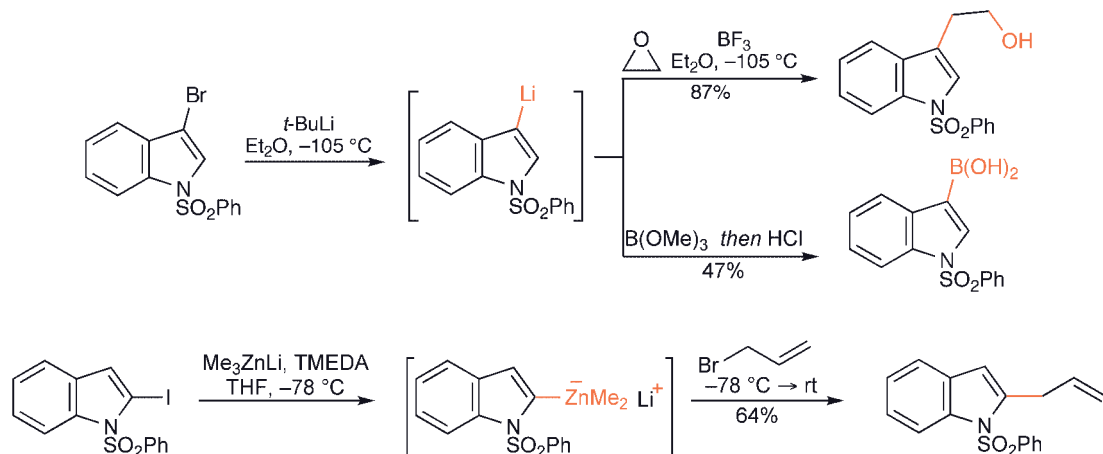
Metallation at C-7 can be achieved using a bulky *N*-2,2-diethylbutanoyl group, when a 3-substituent is also present to further discourage metallation at C-2.¹⁷⁵ An *N*-di-*t*-butylphosphinoyl group also directs metallation to C-7, but the *N*-substituent is difficult to remove, so a blocking strategy can be employed: the desired effect is achieved *via* a one-pot sequence from 1-(diethylaminocarbonyl)indole involving 2-lithiation, reaction with trimethylsilyl chloride (at C-2), and then *peri*-directed C-7-metallation.¹⁷⁶

20.5.2 Metal–Halogen Exchange

The two halogens in 2,3-dibromo-1-methylindole can be exchanged selectively – first that at the α -position and then that at C-3¹⁷⁷ indeed 2,3-dilithio-1-methylindole can also be generated from 2,3-diiodo-1-methylindole using *t*-butyllithium at -100 °C. It is significant that 2,3-diiodo-1-phenylsulfonylindole undergoes comparable double metal–halogen exchange, but the dilithio-derivative ring opens, with the nitrogen anion acting as a leaving group (cf. 17.4.2), even at -100 °C, to lithium 2-(*N*-lithiophenylsulfonamido) phenylacetylide.

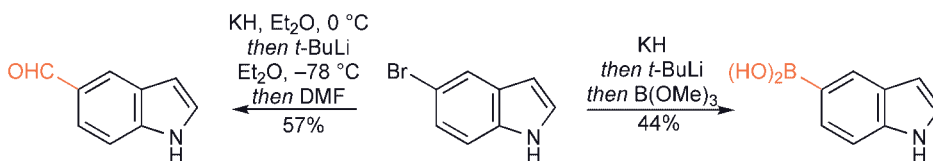
3-Lithio-indoles can be prepared by halogen exchange;^{178,179,180,181} the *N*-*t*-butyldimethylsilyl-derivative is regiostable, even at 0 °C,¹⁸² whereas 3-lithio-1-phenylsulfonylindole isomerises to the 2-isomer at temperatures above -100 °C, although hetero-ring opening and production of an alkyne is not a problem at that temperature.^{183,184} The corresponding *N*-phenylsulfonyl-3-magnesium¹⁸⁵ and -3-zinc¹⁸⁶ species are regiostable, even at room temperature; they can be prepared from the 3-iodoindole by reaction with ethylmagnesium bromide and lithium trimethylzincate respectively; the 2-zinc-reagent is comparably prepared.





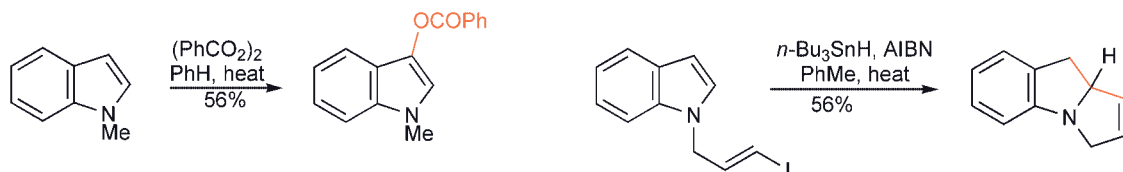
2-Iodoindole can be converted, using three equivalents of *n*-butyllithium, into the 1,2-dilithio compound, which reacts normally at C-2 with electrophiles.¹⁸⁷

Lithium–bromine exchange can be achieved with each of the benzene-ring bromo-indoles after formation of the *N*-potassium salt, i.e. *N*-protection.¹⁸⁸

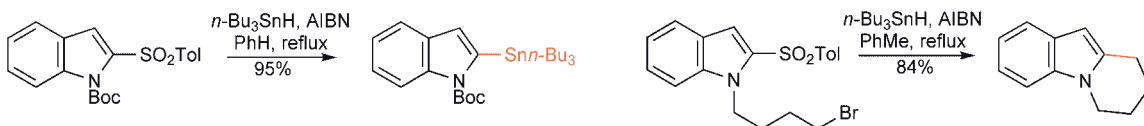


20.6 Reactions with Radicals

Radicals such as benzyl and hydroxyl are unselective in their interaction with indoles, resulting in mixtures of products, so such reactions are of little synthetic use. On the other hand, benzoyloxylation of *N*-substituted indoles gives benzoates of indoxyl,¹⁸⁹ i.e. it effectively oxidises the indole heterocyclic ring, *via* β -attack by the strongly electrophilic benzoyloxy-radical. In contrast, the weakly electrophilic radical derived from malonate reacts selectively at C-2, *via* an atom-transfer mechanism.¹⁹⁰



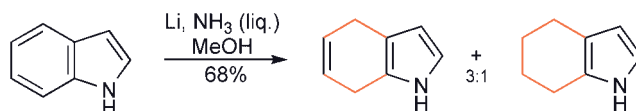
Some efficient oxidative¹⁹¹ and reductive¹⁹² intramolecular carbon-radical additions can be carried out. *Ips*o-replacement of toluenesulfonyl by tributylstannyl radical occurs readily at C-2¹⁹³ (but not at C-3) as does intramolecular replacement by carbon radicals.¹⁹⁴



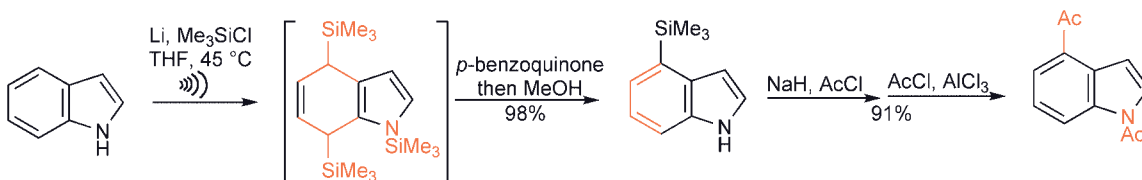
2-Indolyl radicals can be generated under standard conditions by reacting 2-bromoindole with tributyltin hydride.¹⁹⁵ 3-Methyl-1-tosylindole can be cyanated at C-2 in good yield by a mixture of TMSCN and PIFA *via* oxidation of the indole to a cation radical, then addition of cyanide anion.¹⁹⁶

20.7 Reactions with Reducing Agents

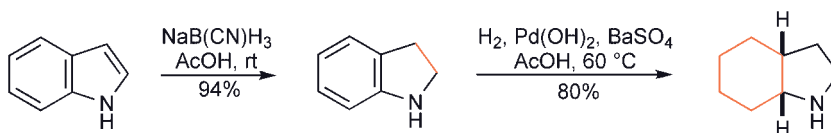
The indole ring system is not reduced by nucleophilic reducing agents, such as lithium aluminium hydride or sodium borohydride; lithium/liquid ammonia does, however, reduce the benzene ring; 4,7-dihydroindole is the main product.¹⁹⁷



Reduction with lithium in the presence of trimethylsilyl chloride, followed by re-aromatisation, produces 4-trimethylsilylindole, an intermediate useful for the synthesis of 4-substituted indoles *via* electrophilic *ipso*-replacement of silicon.¹⁹⁸

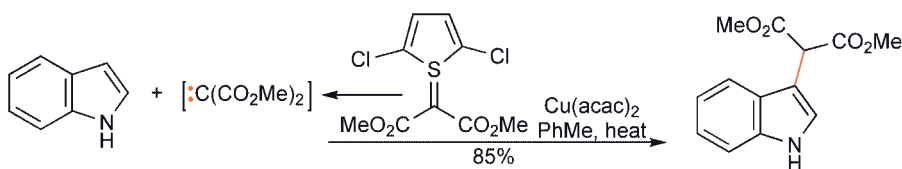


Reduction of the heterocyclic ring is readily achieved under acidic conditions; formerly, metal–acid combinations¹⁹⁹ were used, but now much milder conditions employ relatively acid-stable metal hydrides, such as sodium cyanoborohydride. Triethylsilane in trifluoroacetic acid is another convenient combination; 2,3-disubstituted indoles give 2,3-*cis*-indolines by this method.²⁰⁰ Such reductions proceed by hydride attack on the β-protonated indole – the 3*H*-indolium cation.²⁰¹ Catalytic reduction of indole, again in acid solution, produces indoline initially, further slower reduction completing the saturation.²⁰² Rhodium-catalysed high-pressure hydrogenation of indoles with a *t*-butoxycarbonyl group on nitrogen proceeds smoothly to give 2,3-*cis*-indolines.²⁰³



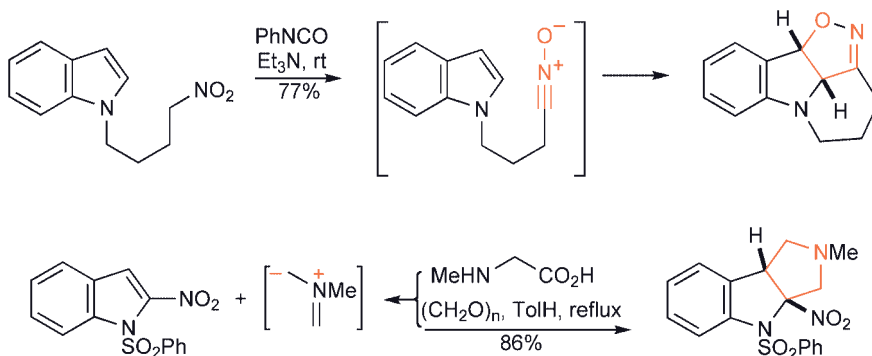
20.8 Reactions with Carbenes

No cyclopropane-containing products have been isolated from the interaction of an indole 2,3-double bond with carbenes (cf. 16.9). Methoxycarbonyl-substituted carbenes give rise only to a substitution product, at C-3 if available and at C-2 from 3-substituted indoles.^{204,205}

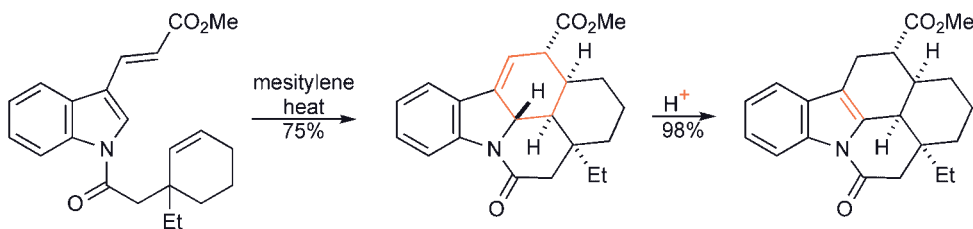


20.9 Electrocyclic and Photochemical Reactions

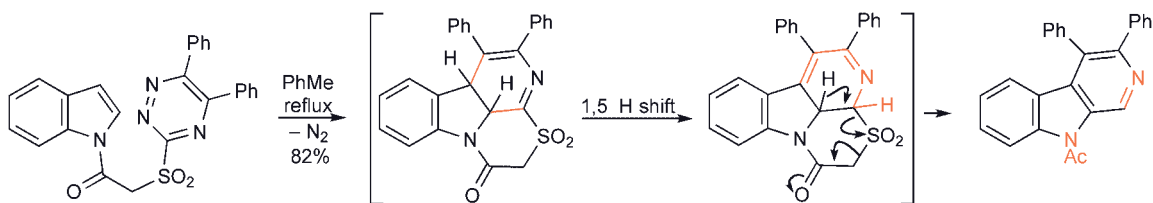
The heterocyclic double bond in simple indoles will take part in cycloaddition reactions with dipolar 4π components,²⁰⁶ and with electron-deficient dienes (i.e. inverse electron demand), in most reported cases, held close using a tether;²⁰⁷ a comparable effect is seen in the intermolecular cycloaddition of 2,3-cycloalkyl-indoles to *ortho*-quinone generating a 1,4-dioxane.²⁰⁸ The introduction of electron-withdrawing substituents enhances the tendency for cycloaddition to electron-rich dienes: 3-acetyl-1-phenylsulfonylindole, for example, undergoes aluminium-chloride-catalysed cycloaddition with isoprene,²⁰⁹ and 3-nitro-1-phenylsulfonylindole reacts with 1-acylamino-buta-1,3-dienes without the need for a catalyst.²¹⁰ Both 3- and 2-nitro-1-phenylsulfonyl-indoles undergo dipolar cycloadditions with azomethine ylides.²¹¹



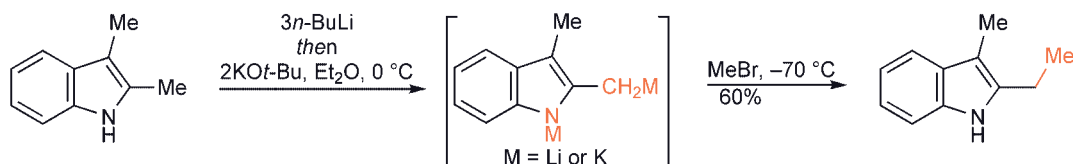
Both 2- and 3-vinylindoles can take part as 4π components in Diels–Alder cycloadditions,²¹² mostly, but not always,²¹³ these employ *N*-acyl- or *N*-arylsulfonyl-indoles, in which the interaction between nitrogen lone pair and π -system has been reduced.²¹⁴ The example shows how this process can be utilised in the rapid construction of a complex pentacycle.²¹⁵



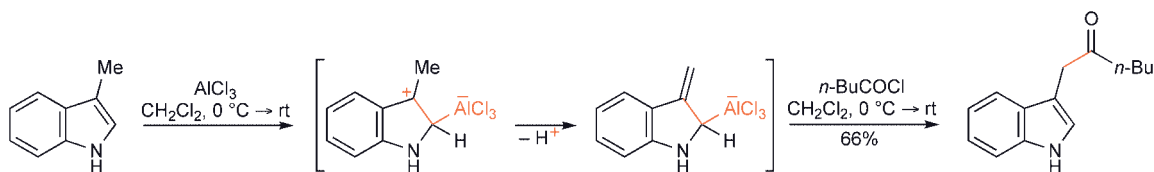
When tethered 1,2,4-triazines are used, their interaction with the indole 2,3-double bond generates carbolines. The tether can be incorporated into the product molecule,²¹⁶ or be designed to be broken *in situ*, as in the example below.²¹⁷ 1,2,4,5-Tetrazines react with the indole 2,3-bond in an intermolecular sense; the initial adduct loses nitrogen and then is oxidised to the aromatic level by a second mole equivalent of the tetrazine.²¹⁸



Side-chain lithiation is again specific for an α -substituent, *via* an *N*-lithium carboxylate,²²⁶ or even without *N*-protection.²²⁷

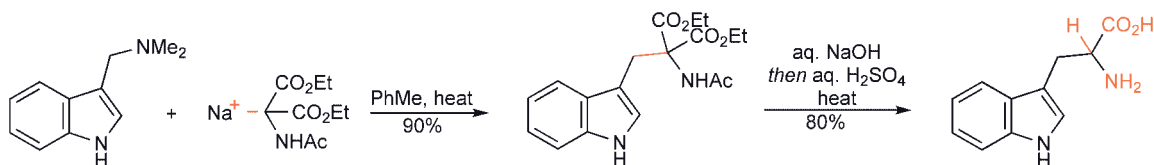


A quite different side-chain acylation can be achieved with aluminium chloride catalysis: here, association of the Lewis acid with the indole α -position is assumed to lead to a styrene intermediate, which is acylated.²²⁸

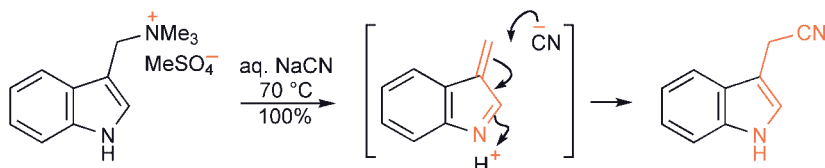


20.11 Reactions of Indolyl-C-X Compounds

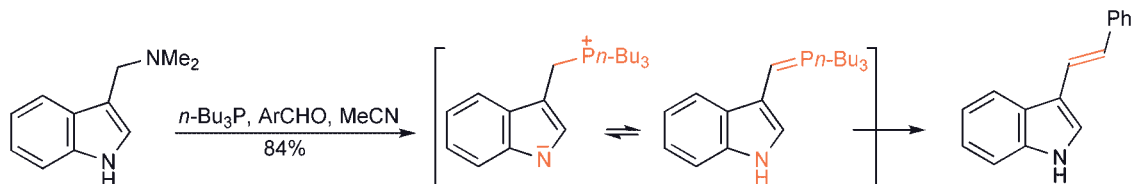
Gramine and, especially, its quaternary salts are useful synthetic intermediates in that they are easily prepared and the dimethylamino group is easily displaced by nucleophiles – reactions with cyanide²²⁹ and acetamidomalonate²³⁰ anions, and boronic acids with rhodium(I) catalysis,²³¹ are typical.



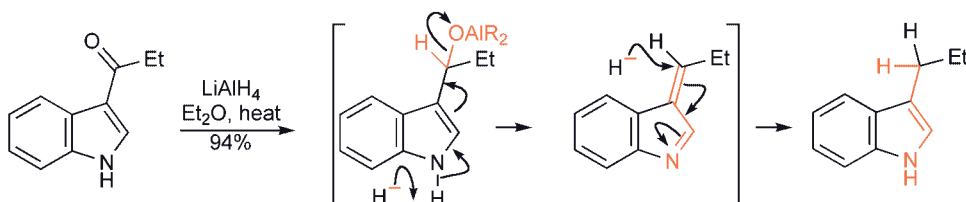
The easy displacement of the amine (ammonium) group proceeds by way of an elimination, involving loss of the indole hydrogen, and thus the intermediacy of a β -alkylidene-indolenine that then readily adds the nucleophile, regenerating the indole system. This mechanism has been verified by observing: (i) very much slower displacement with a corresponding 1-methyl-gramine, and (ii) racemisation on displacement using a substituted gramine in which the nitrogen-bearing carbon was a chiral centre.²³²



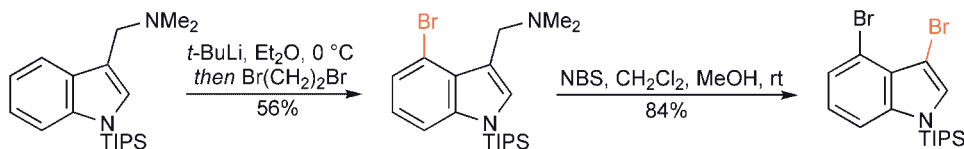
Utilising tri-*n*-butylphosphine to displace the dimethylamino group generates, *in situ*, a zwitterion which, by proton transfer, becomes a Wittig intermediate and thus can be utilised to prepare 3-vinyl-indoles.²³³



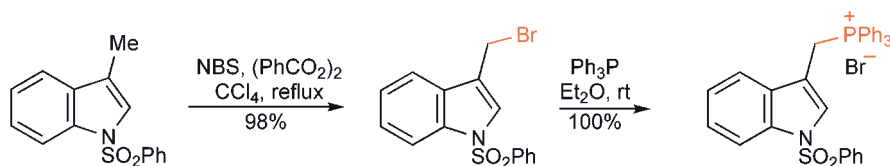
A related sequence is involved in the lithium aluminium hydride reduction of indol-3-yl-carbinols (which can be obtained from the corresponding ketones using milder reducing agents), with formation of the alkyl-indole. This constitutes a useful synthesis of 3-alkyl-indoles.²³⁴ The one-pot conversion of 3-formylindole into 3-cyanomethylindole with a mixture of sodium cyanide and sodium borohydride probably involves a comparable elimination from the cyanohydrin, then reduction.²³⁵



Yet another use for (*N*-protected) gramines is conversion into 3-bromo-indoles: this involves β -bromination and then retro-Mannich loss of the original substituent.²³⁶ Combined with the directing ability of the original dimethylamino group (20.5.1) this provides a route to 4-substituted 3-bromo-indoles.



Although indolylic halides are generally unstable and not synthetically useful, *N*-acylated derivatives are much more stable, can be prepared by side-chain radical substitution, and can be utilised in nucleophilic substitution processes.²³⁷

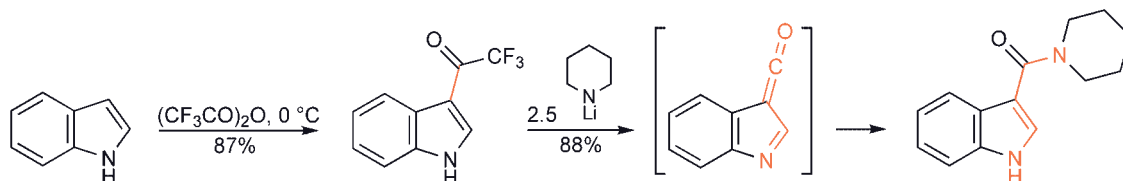


20.12 Indole Carboxylic Acids

Both indole-3-carboxylic²³⁸ and indol-2-yl-acetic acids are easily decarboxylated in boiling water. In each case carbon dioxide is lost from a small concentration of β -protonated $3H$ -indolium cation, the loss being analogous to the decarboxylation of a β -keto-acid. Indole-1-carboxylic acid also decarboxylates very easily, but is sufficiently stable to allow isolation and use in acylation reactions.²³⁹ Indole-2-carboxylic acids can only be decarboxylated by heating in mineral acid or in the presence of copper salts.²⁴⁰



3-Trifluoroacetyl-indoles, very simply obtained from indoles by electrophilic substitution, are useful stable equivalents of indol-3-yl-carboxylic acid chlorides, giving amides or acids in reactions with lithium amides or aqueous base respectively. The reactivity of the *N*-hydrogen compounds is greater than of those with *N*-alkyl, indicating the intermediacy of a ketene in the reactions of the former.²⁴¹



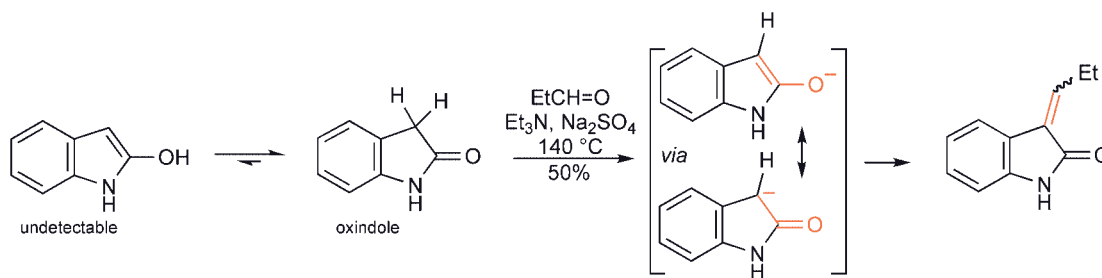
In a nice exemplification of the mesomeric interaction between indole nitrogen and a 3-carbonyl, which renders the 3-carbonyl somewhat amide-like (see also 20.11), 2,3-dicarboxylic acid anhydrides react with some nucleophiles selectively at the 2-carbonyl; inductive withdrawal by the ring nitrogen may also play a part in achieving this selectivity.²⁴²

20.13 Oxy-Indoles

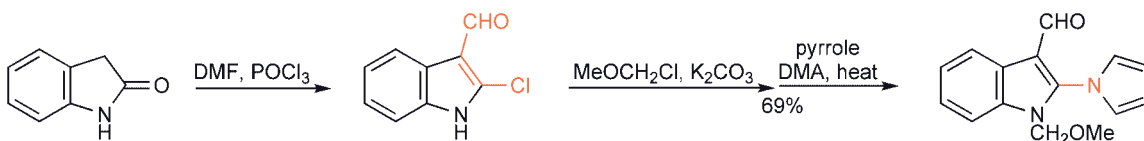
Indoles with a hydroxyl group on the benzene ring behave like normal phenols; indoles with an oxygen at either of the heterocyclic ring positions are quite different.

20.13.1 Oxindole

Oxindole exists as the carbonyl-tautomer, the hydroxyl-tautomer ('2-hydroxyindole') being undetectable. There is nothing remarkable about the reactions of oxindole; for the most part it is a typical 5-membered lactam, except that deprotonation at the β -carbon ($pK_a \sim 18$) occurs more readily than with simple amides, because the resulting anion is stabilised by an aromatic indole resonance contributor. Such anions will react with electrophiles like alkyl halides and aldehydes^{243,244} at the β -carbon, the last with dehydration and the production of aldol condensation products. Oxindoles can be oxidised to isatins (20.13.3) *via* easy 3,3-dibromination, then hydrolysis.²⁴⁵ Bromination of oxindole with *N*-bromosuccinimide gives 5-bromooxindole.¹⁹³

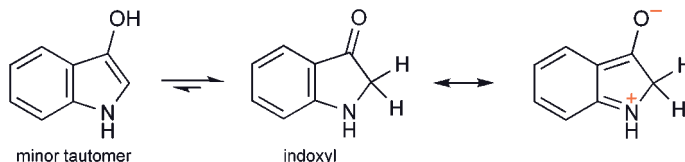


The interaction of oxindole with the Vilsmeier reagent produces 2-chloro-3-formylindole efficiently;²⁴⁶ this difunctional indole has considerable potential for elaboration, for example nucleophilic displacement of the halogen, activated by the *ortho*-aldehyde, can produce indoles carrying a nitrogen substituent at C-2.²⁴⁷

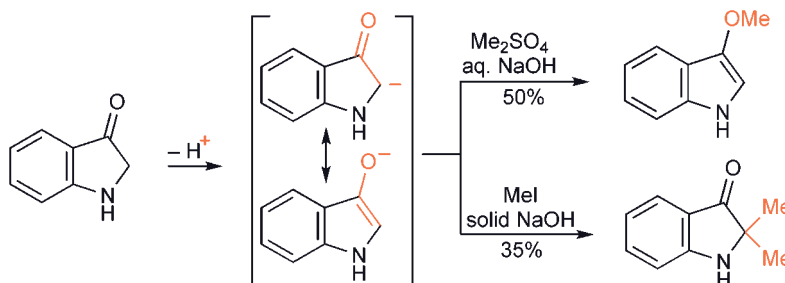


Of potential in palladium(0)-catalysed coupling processes to the indole 2-position is the 1-phenylsulfonylated 2-triflate readily obtained from 1-phenylsulfonyloxindole (see also 4.2.3).²⁴⁸

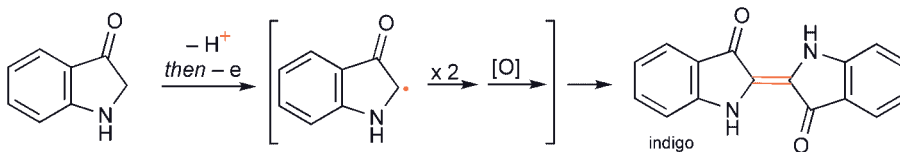
20.13.2 Indoxyl²⁴⁹



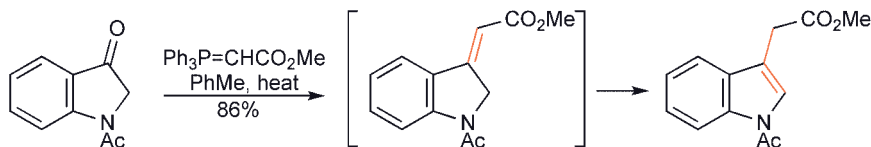
3-Hydroxyindole certainly contributes in the tautomeric equilibrium with the carbonyl form, though it is the minor component. Indoxyl, pK_a 10.46,²⁵⁰ is more acidic than oxindole, the anion produced is ambident; reactions with electrophiles at both oxygen and carbon are known.²⁵¹



The indoxyl anion is particularly easily autoxidised, producing the ancient blue dye, indigo. The mechanism probably involves dimerisation of a radical formed by loss of an electron from the anion.

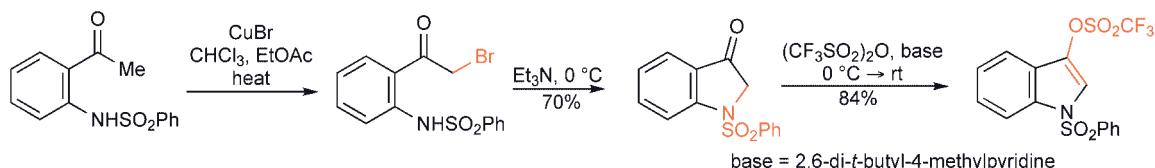


O-Acetylindoxyl²⁵² and *N*-acyl-indoxyls are more stable substances; the latter undergo normal ketone-carbonyl reactions, such as the Wittig reaction.²⁵³



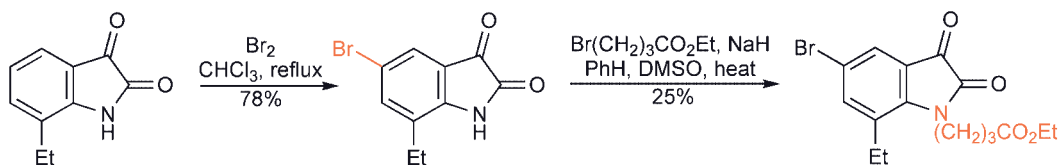
Mirroring oxindoles, aldol-type condensation at the 2-position in indoxyls can be accomplished either using the acetate of the enol form and base catalysis,²⁵⁴ or with indoxyl itself, in either acid or basic conditions.²⁵⁵ Borohydride reduction and dehydration allows these alkylidene condensation products to be converted into 2-substituted indoles.

Peroxide oxidation of *N*-phenylsulfonylindole-3-boronic acid gives *N*-phenylsulfonylindoxyl, which can be converted into the triflate of the 3-hydroxyindole tautomer.²⁵⁶ The same *N*-protected indoxyl can be prepared by ring synthesis, as shown below.

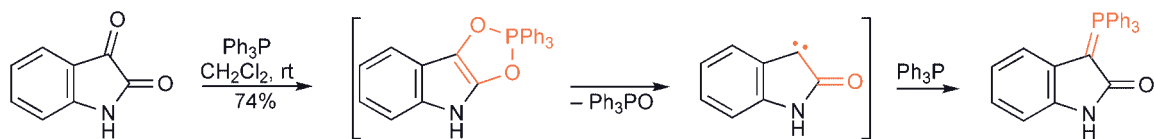


20.13.3 Isatin²⁵⁷

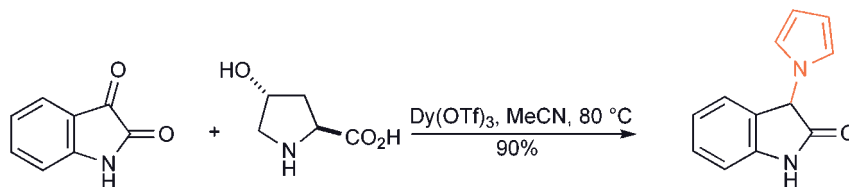
Isatin is a stable, bright orange solid that is commercially available in large quantities. Because it readily undergoes clean aromatic substitution reactions at C-5, *N*-alkylation *via* an anion, and ketonic reactions at the C-3-carbonyl group, for example enolate addition,²⁵⁸ it is a very useful intermediate for the synthesis of indoles and other heterocycles.



Conversion of isatins into oxindoles can be achieved by catalytic reduction in acid,²⁵⁹ or by the Wolff-Kischner process.^{260,261} 3-Substituted indoles result from Grignard addition at the ketone carbonyl, followed by lithium aluminium hydride reduction of the residual amide, then dehydration.²⁶² The reaction of isatin with triphenylphosphine provides an easy synthesis of 3-(triphenylphosphorylidene)oxindole, a Wittig reagent.²⁶³

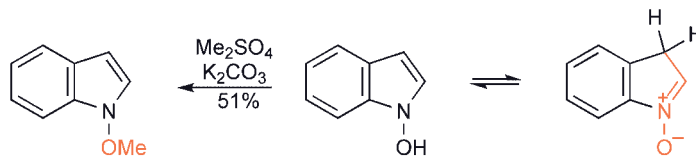


A process that produces pyrroles, from ketones and hydroxyproline, works well with isatins.²⁶⁴

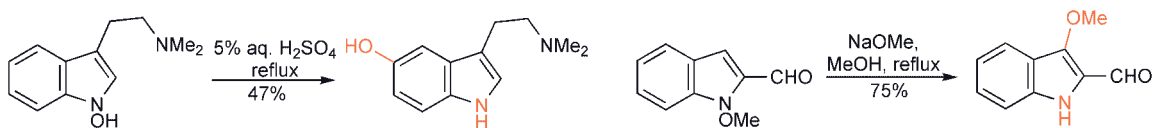


20.13.4 1-Hydroxyindole²⁶⁵

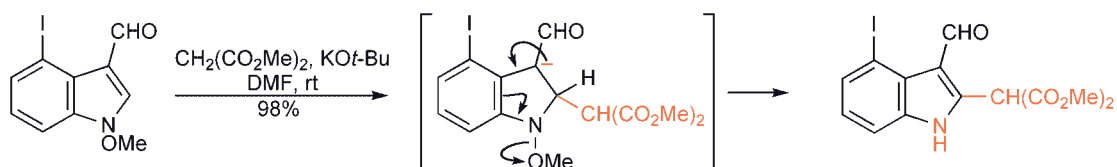
1-Hydroxyindole can be prepared in solution, but attempted purification leads to dimerisation *via* its nitrene tautomer; however, *O*-alkyl-derivatives can be formed easily and are stable.²⁶⁶



Lithiation of 1-methoxyindole takes place at C-2 and thus substituents can be introduced. Various nucleophilic substitutions, with departure of the 1-substituent can take place. One of the reactions below shows the introduction of a hydroxyl group onto the indole 5-position by aqueous acid treatment of a 1-hydroxyindole.²⁶⁷ 1-Methoxy groups allow nucleophilic attack on the heterocyclic ring, as illustrated by the second example.²⁶⁸

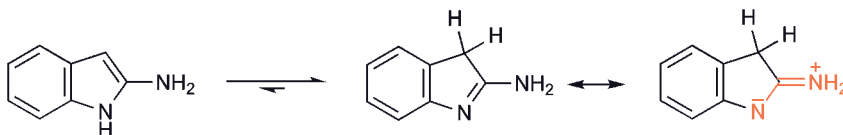


Cine-nucleophilic substitution of methoxy in a 1-methoxy-3-formyl-indole produces the 2-substituted product.²⁶⁹

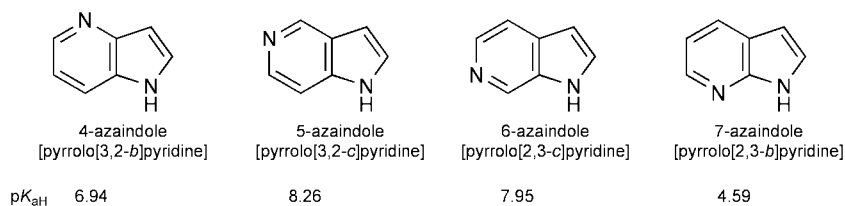


20.14 Amino-Indoles

2-Aminoindole exists mainly as the *3H*-tautomer, presumably because of the energy advantage conveyed by amidine-type resonance. 3-Aminoindole is very unstable, and easily autoxidised.²⁷⁰ Both 2- and 3-acylamino-indoles are stable and can be obtained by catalytic reduction of nitro-precursors in the presence of anhydrides.²⁷¹ 1-Amino-indoles can be prepared by direct amination of the indolyl anion.²⁷²



20.15 Aza-Indoles^{273,274}



The (mono)-aza-indoles, or more correctly pyrrolo-pyridines, where a carbon of the six-membered ring has been replaced by nitrogen, are of interest as bicyclic systems comprising an electron-rich ring fused to an electron-poor ring. Simple aza-indoles are not known in nature, but polycyclic products containing aza-indole units have been isolated from sea sponges. Aza-indoles have elicited significant interest in medicinal chemistry as isosteres of indoles, particularly as components of azatryptamine analogues and even as di-deaza-purines.

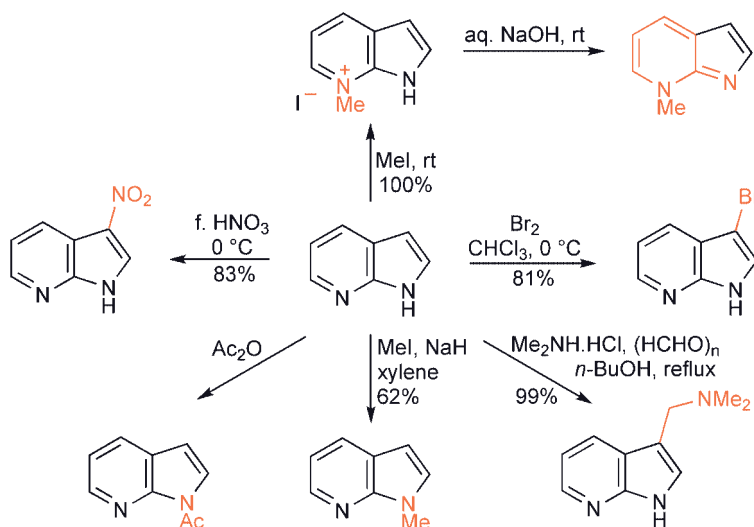
Aza-indoles show the typical reactivity of both component heterocycles, but to a reduced and varying degree, with reduced electron density in the five-membered ring and increased electron density in the six-membered ring.

The pK_{aH^+} for protonation on the pyridine nitrogen, of the four parent systems, demonstrate the degree of push–pull interaction between the two rings. For example, the pK_{aH^+} of 5- and 7-azaindoles reflect, but to a greater degree, the pK_{aH^+} of 4-aminopyridine (9.1) and 2-aminopyridine (7.2), respectively, and are partly explained by the more favourable γ -interaction between the donating and accepting groups in the former. This differential reactivity is exaggerated in mildly acidic solutions, such as are used in Mannich reactions, where the 5-azaindole is present predominantly in protonated form, while the 7-azaindole is mainly present in the form of its free base.



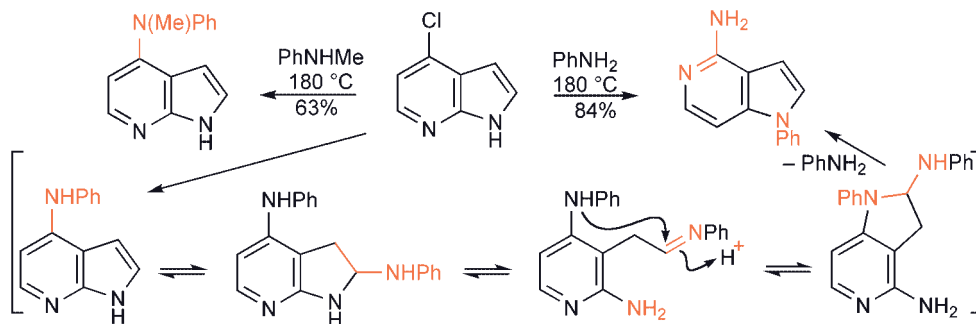
20.15.1 Electrophilic Substitution

Reactions with electrophilic reagents take place with substitution at C-3 or by addition at the pyridine nitrogen. All the aza-indoles are much more stable to acid than indole (cf. 20.1.1.9), no doubt due to the diversion of protonation onto the pyridine nitrogen, but the reactivity towards other electrophiles at C-3 is only slightly lower than that of indoles. Bromination and nitration occur cleanly in all four parent systems²⁷⁵ and are more controllable than in the case of indole. Mannich and Vilsmeier reactions can be carried out in some cases, but when the latter fails, 3-aldehydes can be prepared by reaction with hexamine, possibly *via* the anion of the azaindole. Alkylation under neutral conditions results in quaternisation on the pyridine nitrogen and reaction with sodium salts allows *N*-1-alkylation. Acylation under mild conditions also occurs at N-1. The scheme below summarises these reactions for the most widely studied system – 7-azaindole. Acylation at C-3 in all four systems can be carried out at room temperature in the presence of excess aluminium chloride.²⁷⁶

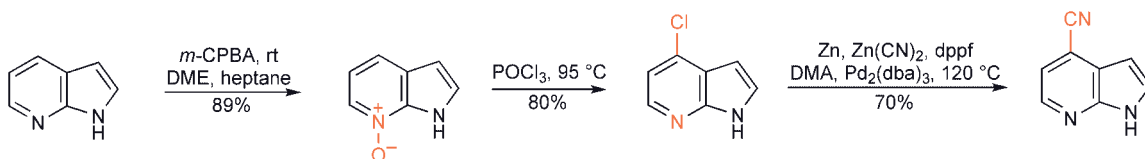


20.15.2 Nucleophilic Substitution

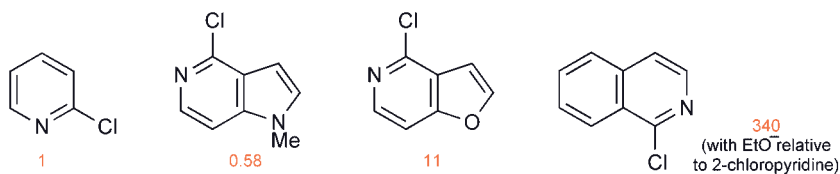
Only a few examples of nucleophilic substitution have been reported – displacement of halogen α and γ to the pyridine nitrogen can be carried out under vigorous conditions or with long reaction times. No Chichibabin substitutions have been reported. Reaction of 4-chloro-7-azaindole with a secondary amine results in normal substitution of the halogen, but reaction with primary amines gives 5-azaindole rearrangement products by the sequence shown below.²⁷⁷



4-Chloro-7-azaindole undergoes nucleophilic displacement with cyanide; the halide is available *via* the *N*-oxide.²⁷⁸



The reactivity of 4-chloro-1-methyl-5-azaindole, for which data is available, towards nucleophilic substitution of chlorine by piperidine²⁷⁹ can be usefully compared with that of some related systems: it is significantly less reactive than the most closely related bicyclic systems, probably due to increased electron density in the six-membered ring resulting from donation from N-1.



Relative rates for nucleophilic displacement with piperidine in $\text{MeO}(\text{CH}_2)_2\text{OH}$ at $100\text{ }^\circ\text{C}$ ²⁸⁰

1-Phenylsulfonyl-7-azaindole is lithiated at C-2 by lithium diisopropylamide; subsequent reactions of the lithiated azaindole are normal, for example the preparation of a stannane.²⁸¹

20.16 Synthesis of Indoles²⁸²

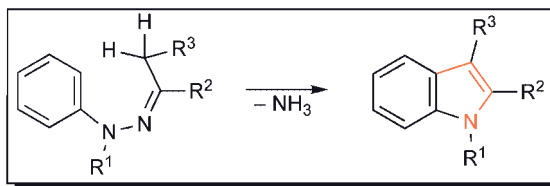
20.16.1 Ring Synthesis of Indoles

Indoles are usually prepared from non-heterocyclic precursors by cyclisation reactions on suitably substituted benzenes; they can also be prepared from pyrroles by construction of the homocyclic aromatic ring, and from indolines by dehydrogenation.

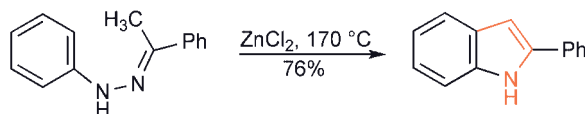
Because of the importance of indoles in natural product synthesis and pharmaceutical chemistry, reports of new routes to indoles and improvements to older reactions appear frequently. This section discusses the most important methods now available, often those that have been used most frequently and are the most adaptable.

20.16.1.1 From Aryl-hydrazones of Aldehydes and Ketones

Still the most widely used route, heating an arylhydrazone, usually with acid, sometimes in an inert solvent gives an indole with the loss of ammonia.

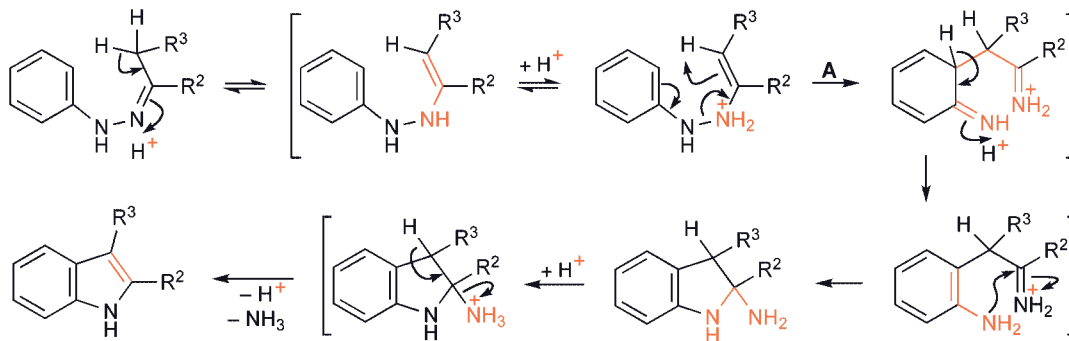
**The Fischer Synthesis**

The Fischer synthesis,²⁸³ first discovered in 1883, involves the acid- or Lewis-acid-catalysed rearrangement of an arylhydrazone with the elimination of ammonia. The preparation of 2-phenylindole illustrates the process in its simplest form.²⁸⁴

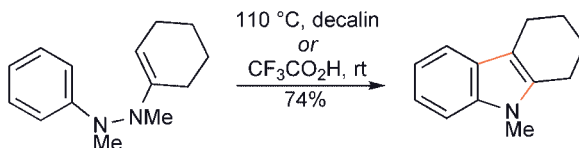


In many instances the reaction can be carried out simply by heating together the aldehyde or ketone and arylhydrazine in acetic acid;²⁸⁵ the formation of the arylhydrazone and its subsequent rearrangement take place without the necessity for isolation of the arylhydrazone. Toluenesulfonic acid, cation-exchange resins, acidic clays and phosphorus trichloride have all been recommended for efficient cyclisations, sometimes even at or below room temperature.²⁸⁶ Electron-releasing substituents on the benzene ring increase the rate of Fischer cyclisation, whereas electron-withdrawing substituents slow the process down,²⁸⁷ though even arylhydrazones carrying nitro groups can be indolised satisfactorily with appropriate choice of acid and conditions, for example a two-phase mixture of toluene and phosphoric acid,²⁸⁸ or boron trifluoride in acetic acid.²⁸⁹ Electron-withdrawing substituents *meta* to the nitrogen give rise to roughly equal amounts of 4- and 6-substituted indoles; electron-releasing groups similarly oriented produce mainly the 6-substituted indole.²¹⁶ *N*_a-Aroyl-²⁹⁰ and *N*_a-Boc-²⁹¹ arylhydrazones undergo normal Fischer closures, the latter with loss of the Boc group *in situ*. The Fischer process can be conducted on solid support in traceless mode by attaching the non-aromatic nitrogen to the support²⁹² (this is lost in the conversion – see below).

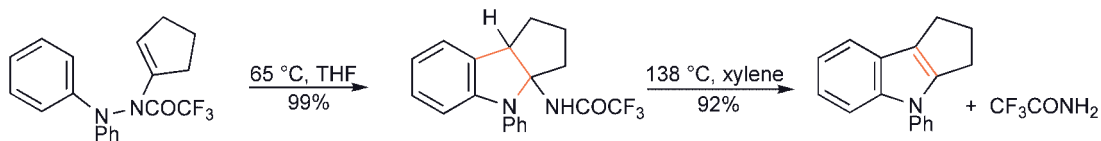
The mechanistic details of the multi-step Fischer sequence are best represented by the sequence shown below. Labelling studies proved the loss of the non-aromatic nitrogen as ammonia, and in some cases intermediates have been detected by ¹³C and ¹⁵N NMR spectroscopy.²⁹³ The most important step – the one in which a carbon–carbon bond is made, marked A – is electrocyclic in character and analogous to the Claisen rearrangement of aryl allyl ethers.



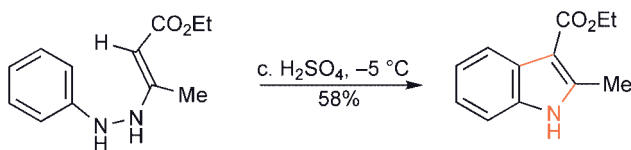
Support for this sequence also comes from the observation that, in many cases indolisation can be achieved thermally, at a temperature as low as 110 °C, in the special case of pre-formed ene-hydrazines, i.e. in which the first step of the normal sequence – acid-catalysed tautomerisation of imine to enamine – has already been accomplished.²⁹⁴ The reaction does, however, still occur more rapidly in the presence of acid and this is interpreted as protonation of the nitrogen, as shown above, facilitating the electrocyclic step.



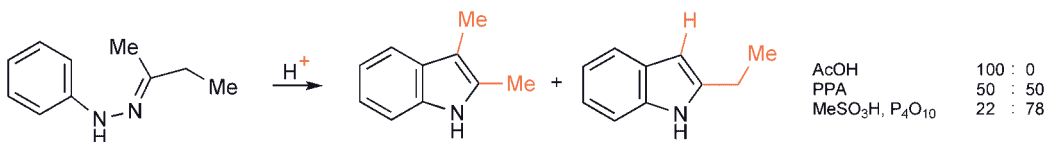
Fischer cyclisations can be achieved thermally, but generally much higher temperatures are required and proton transfer from solvent (typically a glycol) may be involved. However, using pre-formed *N*-trifluoroacetyl-ene-hydrazines allows thermal cyclisation at temperatures as low as 65 °C.²⁹⁵ As the example below shows, in the case of derivatives of cyclopentanones, the 2-aminoindoline intermediate can be isolated at lower temperatures; subsequent elimination of trifluoroacetamide is easy and efficient.



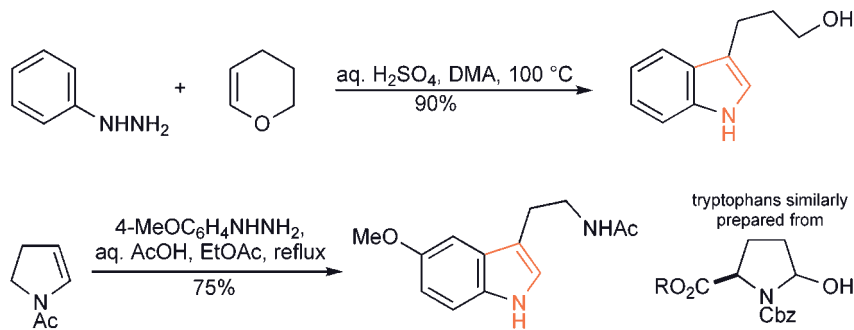
An extreme case of acid catalysis is the indolisation of phenylhydrazones of β -dicarbonyl-compounds in concentrated sulfuric acid;²⁹⁶ in milder acid, only pyrazolones are produced from the interaction of β -keto-esters with hydrazines (25.12.1.1).



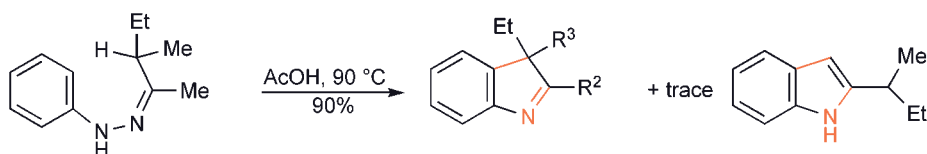
An aspect of the Fischer reaction that is of considerable practical importance is the ratio of the two possible indoles formed from unsymmetrical ketones; in many instances, mixtures result because ene-hydrazine formation occurs in both directions. It appears that strongly acidic conditions favour the least substituted ene-hydrazine.²⁹⁷



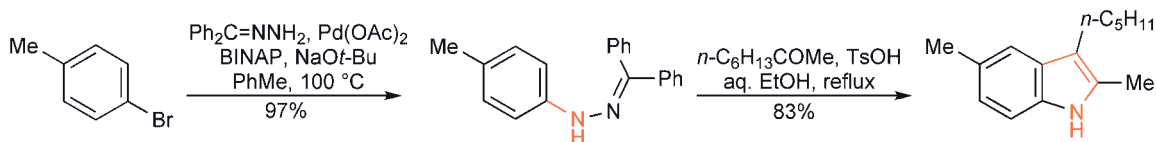
Cyclic enol ethers, enamides and related compounds are very useful stable aldehyde equivalents, as they can be precursors for tryptamine derivatives and analogues.^{298,299}



Indolenines (3*H*-indoles) are formed efficiently on Fischer cyclisation of the arylhydrazones of branched ketones; note, again, the use of a weaker acid medium to promote formation of the more substituted enehydrazine required for indolenine formation.³⁰⁰ Subjected to higher temperatures of reaction, the arylhydrazones of branched ketones give rise to 2,3-disubstituted indoles, *via* a 2 → 3 migration (cf. 20.1.1.6) in the first-formed indolenine.³⁰¹

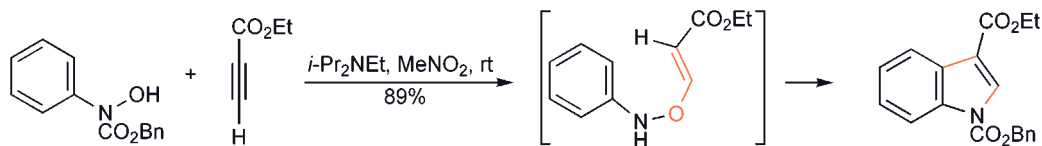


An important extension to the Fischer route is the ability to prepare arylhydrazones in ways other than from ketones/aldehydes. A generally applicable process is the palladium(0)-catalysed coupling of benzophenone hydrazone with aryl halides, which allows the convenient preparation of a wide range of arylhydrazones of benzophenone, then the benzophenone arylhydrazone can be either hydrolysed to the arylhydrazine, or even more conveniently, used directly in the Fischer cyclisation, where exchange occurs with the ketone.³⁰²



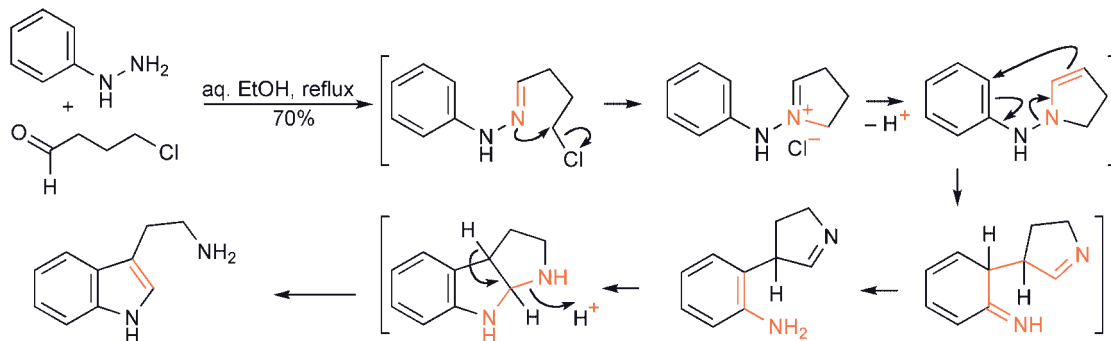
In another variant, *N*-Boc-hydrazine (*t*-BuOCONHNH₂) is coupled with an aryl halide *via* the carbamate nitrogen; the subsequent Fischer sequence can be conducted in the same pot after addition of acid, with loss of the Boc group.³⁰³ Hydroamination of alkynes *via* various protocols³⁰⁴ also produces arylhydrazones, ready for the Fischer process.

Transformations that are mechanistically analogous to the Fischer, and also produce indoles, use arylhydroxylamines instead of arylhydrazines, as shown below.³⁰⁵

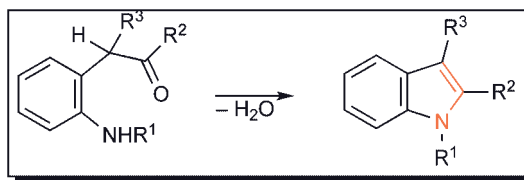


The Grandberg Synthesis

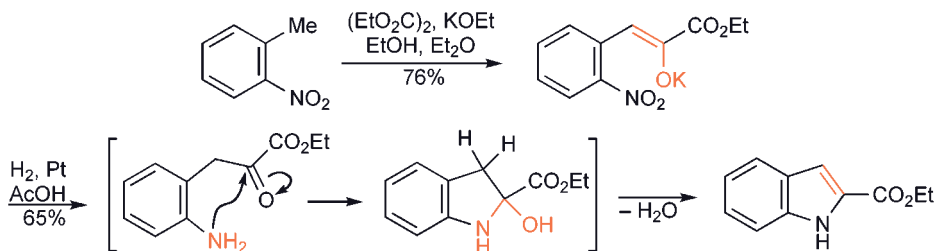
An exceptionally useful adaptation is the Grandberg synthesis of tryptamines from 4-halo-butanals, or more often in practice their acetals,³⁰⁶ in which the nitrogen usually lost during the Fischer process is incorporated as the nitrogen of the aminoethyl side-chain.³⁰⁷

**20.16.1.2 From *ortho*-(2-Oxoalkyl)-Anilines and Equivalents**

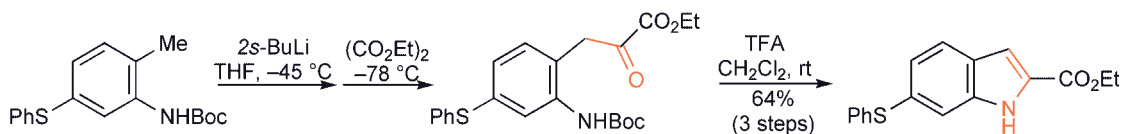
Cyclisation of *ortho*-(2-oxoalkyl)-anilines by simple intramolecular condensation with loss of water, occurs spontaneously. There are several ways of generating the intermediate amino-ketone, or its equivalent; the prototype is the Reissert synthesis.

**The Reissert Synthesis**

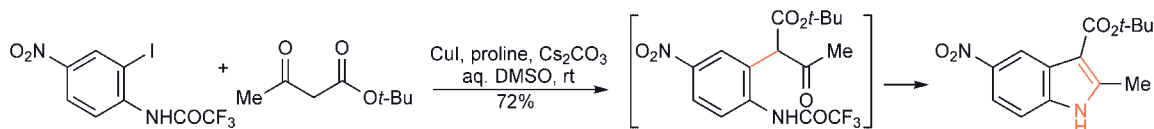
The acidity of a methyl group *ortho* to nitro on a benzene ring is the means for condensation with oxalate in this route; the nitro group is then reduced to amino.³⁰⁸



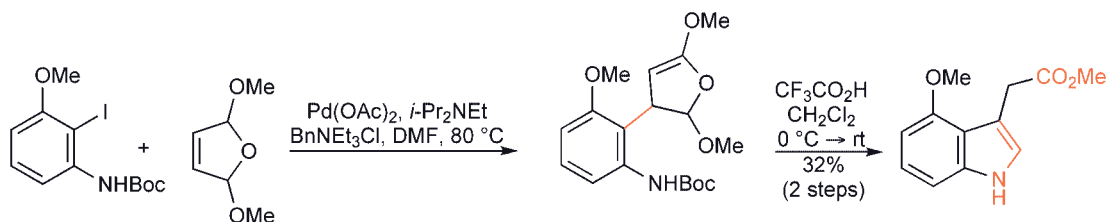
With the nitrogen already at the oxidation level of amine, but carrying a *t*-butoxycarbonyl group to assist the *ortho*-methyl (alkyl) lithiation, reaction with oxalate as in the classical sequence and final removal of the *N*-substituent with acid, again leads to an indole-2-ester.³⁰⁹ The synthesis of 2-unsubstituted indoles is achieved by reaction of the *N,C*-dilithiated species with dimethylformamide.³¹⁰



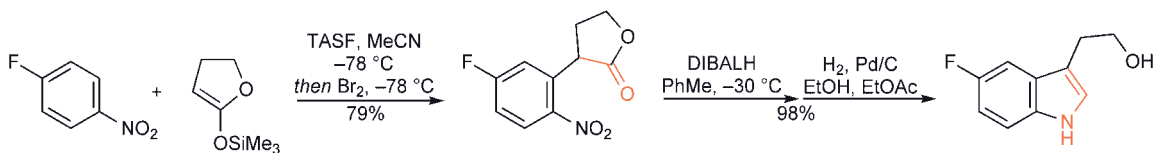
Various other routes produce Reissert-type ring-closure precursors. For example, the palladium-catalysed coupling, in the presence of a methoxyphenol additive, of *ortho*-halo-nitroarenes with methyl ketones, followed by titanium trichloride reduction of the products, leads directly to 3-unsubstituted indoles.³¹¹ More obviously, *ortho*-halo trifluoroacetanilides can be coupled with β -keto esters or amides, the base incorporated in the mixture leading to hydrolysis and closure to the indole.³¹²



Coupling reactions using *N*-protected *ortho*-halo-anilines have been widely used to prepare *ortho*-(2-oxoalkyl)-anilines; in these instances no reductive step is required though the carbonyl-unit is sometimes incorporated in masked form, such as a 2-ethoxyvinyl-boronate, requiring deprotection.³¹³

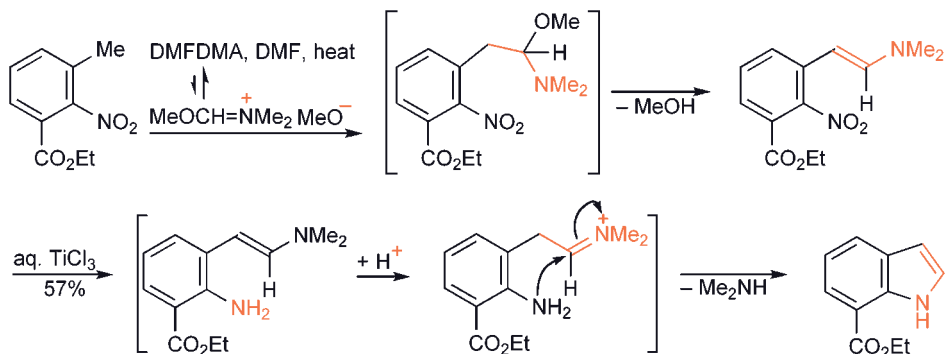


Aromatic nitro-compounds can be made to condense³¹⁴ with silyl-enol-ethers using tris(dimethylamino) sulfur (trimethylsilyl)difluoride (TASF); a non-aromatic nitronate intermediate is aromatised by reaction with bromine, without isolation, to provide a 2-(*ortho*-nitroaryl)-ketone and thence an indole after nitro group reduction.³¹⁵

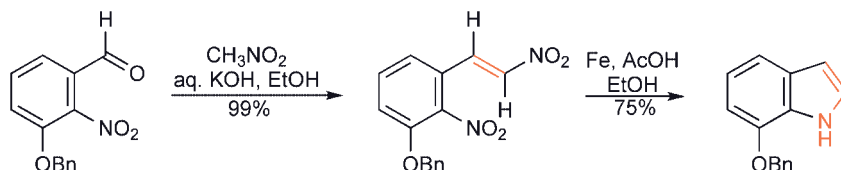


Leimgruber–Batcho Synthesis

The Leimgruber–Batcho synthesis³¹⁶ is one of the most widely used variations and also depends on the acidity of methyl groups *ortho* to aromatic nitro to allow introduction of the future indole α -carbon as an enamine and thence the synthesis of pyrrole-ring-unsubstituted indoles. Condensation with hot dimethylformamide dimethyl acetal (DMFDMA) (no added base being necessary) leads to an enamine; the condensation can be enhanced by microwave irradiation in the presence of a catalyst, such as ytterbium triflate.³¹⁷ Subsequent reduction of the nitro group, usually in acid conditions, leads directly to the hetero-ring-unsubstituted indole probably *via* a C-protonated amino-enamine. Mechanistically, this process is dependent on ionisation of the reagent producing methoxide (which deprotonates the aromatic methyl) and an electrophilic component, $\text{MeOCH}=\text{N}^+\text{Me}_2$, which combines with the side-chain-deprotonated aromatic. Both tris(piperidin-1-yl)methane and bis(dimethylamino)-*t*-butoxymethane (Bredereck's reagent) can function even better than DMFDMA.³¹⁸ A variety of benzene substituents are tolerated and the approach has been utilised for the syntheses of, amongst others, 4- and 7-indole-carboxylic esters.³¹⁹

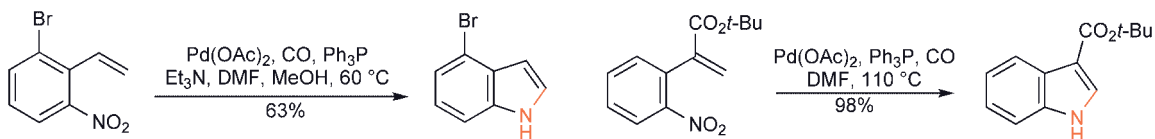


A Leimgruger–Batcho-type amino-enamine intermediate is likely to be involved following reduction of 2-(*ortho*-nitroaryl)-nitroethenes.³²⁰ Reduction, traditionally with metal/acid combinations, but now with reagents such as palladium/carbon with ammonium formate and formic acid,³²¹ iron with acetic acid and silica gel,³²² or titanium(III) chloride,³²³ gives the indole.

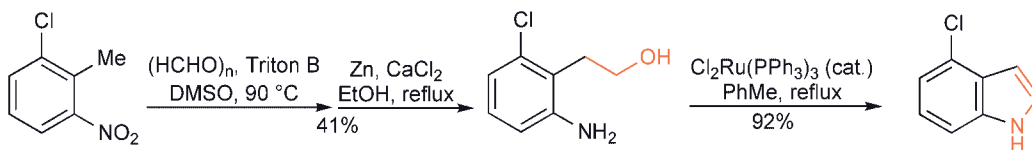


20.16.1.3 From *ortho*-Nitro-Styrenes

It is convenient to include here some ring closures involving *ortho*-nitro-styrenes, i.e. with the future C-2 at a lower starting oxidation level. *ortho*-Nitro-styrenes are readily available by a number routes: (i) reaction of an (*ortho*-bromomethyl)-nitroarene with a phosphine then Wittig condensation with an aldehyde; (ii) Wittig reaction employing an (*ortho*-nitro)-araldehyde as the carbonyl component; (iii) base-catalysed condensation of a methyl group *ortho* to an aromatic nitro group with an aldehyde and (iv) *ortho*-nitration of a styrene. Reduction of the nitro group over a catalyst, in the presence of carbon monoxide leads to the indole.³²⁴

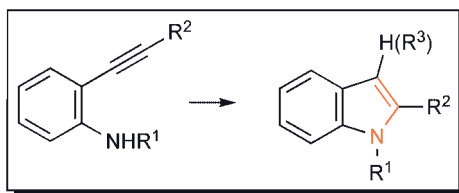


Methods involving ruthenium-catalysed condensations of arylamines with alcohols give indoles: the mechanism involves hydride transfer giving aldehyde intermediates. The process can be carried out intramolecularly³²⁵ or intermolecularly, for example by the reaction of aniline with triethanolamine.³²⁶ At a still lower oxidation level, 2-(*ortho*-aminoaryl)-ethanols can be converted³²⁷ directly into indoles with a catalyst that can oxidise the alcohol to a carbonyl group, with expulsion of hydrogen.

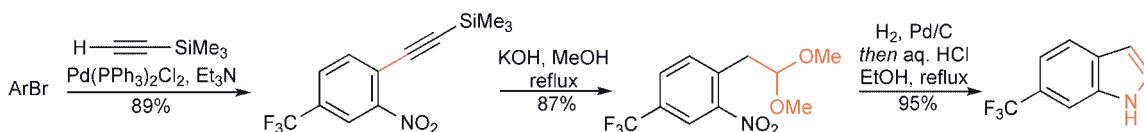


20.16.1.4 From *ortho*-Alkynyl-Arylamines

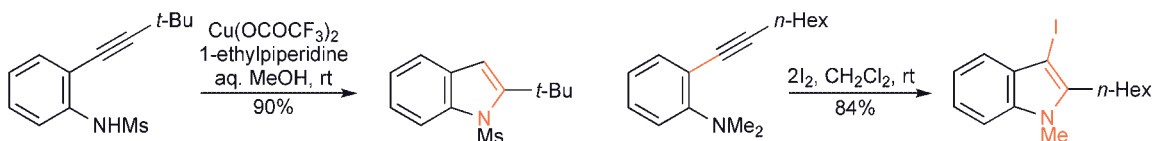
Cyclisation of *ortho*-alkynyl-arylamines can be achieved in various ways; Sonogashira reactions (4.2) provide the starting *ortho*-alkynyl-anilines.



Sonogashira reactions allow easy access to arenes with an alkynyl substituent *ortho* to nitrogen, for example from *ortho*-iodo- and -bromo-nitrobenzenes,^{328,329} or *ortho*-iodo- and -bromo-*N*-acyl- (or *N*-sulfonyl)-arylamines,³³⁰ or even by coupling acetylenes with 2-iodoaniline itself.³³¹ Conversion of *ortho*-alkynyl-nitrobenzenes and -arylamines into indoles can be achieved in several ways, for example alkoxides add to the triple bond and form nitro-acetals, nitro-group reduction then acetal hydrolysis bringing ring closure.³²⁹

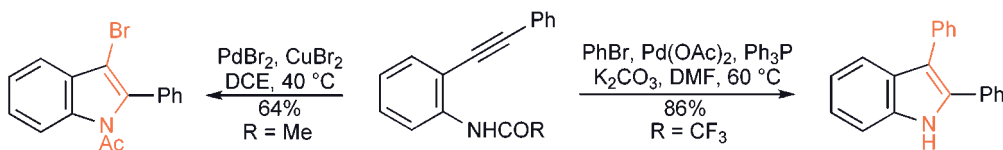


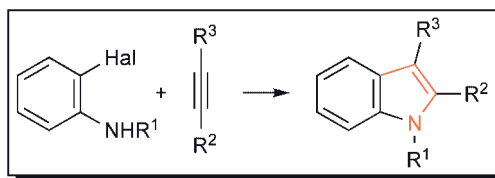
Direct cyclisation of *ortho*-alkynyl-anilines can be effected simply by treatment with tetra-*n*-butylammonium fluoride,³³² potassium *t*-butoxide or potassium hydride,³³³ or simply with gold(III) chloride.³³⁴ Treatment of 1-(2-arylethynyl)-2-nitroarenes with indium and aqueous hydrogen iodide produces 2-aryl-indoles, the reagent combination both reduces the nitro to amine and then the acid activates the alkyne for the ring closure.³³⁵ Copper(II) salts³³⁶ or diethylzinc in refluxing toluene³³⁷ can be utilised with *N*-sulfonyl-*ortho*-alkynyl-anilines.



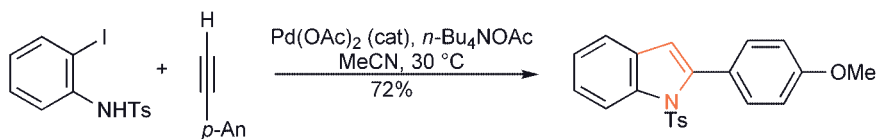
3-Iodo-indoles can be prepared simply by using the halogen (or bis(pyridine)iodonium(I) tetrafluoroborate³³⁸) to activate the alkyne for nucleophilic attack by the nitrogen.³³⁹ Even *N,N*-dimethyl *ortho*-alkynyl-anilines take part in such closures, iodomethane being lost in the final stage, with formation of an *N*-methyl indole.³⁴⁰

When palladium is used to effect ring closure, the organopalladium intermediate can be either protonolysed, producing a 3-unsubstituted indole, or trapped out with consequent insertion of a substituent at the indole β -position.³⁴¹

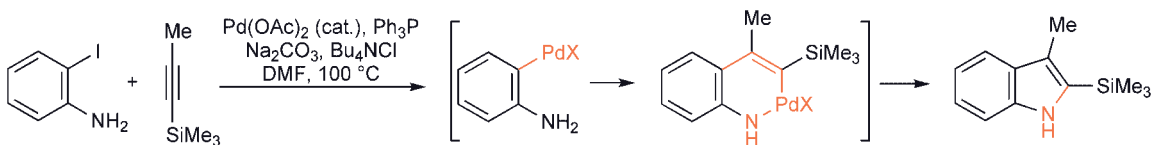


20.16.1.5 From *ortho*-Halo Aryl-Amines and Alkynes

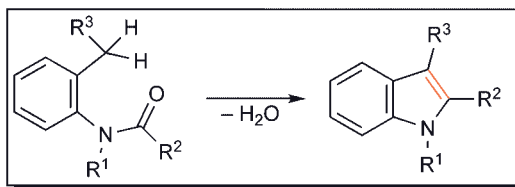
Some reaction conditions using terminal alkynes and *ortho*-halo-anilines lead directly through to indoles, but probably these involve initial alkylation of the aromatic and then ring closure *in situ* (20.16.1.4).^{342,343,344} Using titanium tetrachloride, the two steps *in situ* are hydroamination then Heck cyclisation.³⁴⁵



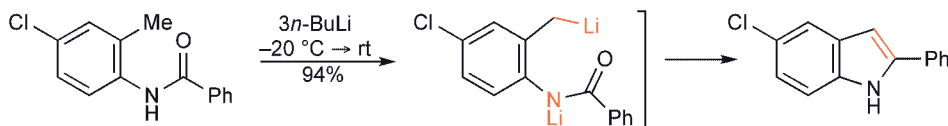
Disubstituted acetylenes can be utilised in a palladium-catalysed cyclo-condensation of *ortho*-halo-anilines giving the indole directly; the larger group (or hydroxyl-containing group) finishes at C-2.³⁴⁶ A pyridin-2-yl-substituent tends to end at C-2, also, by coordinating the metal in the intermediate.³⁴⁷

20.16.1.6 From *ortho*-Toluidides

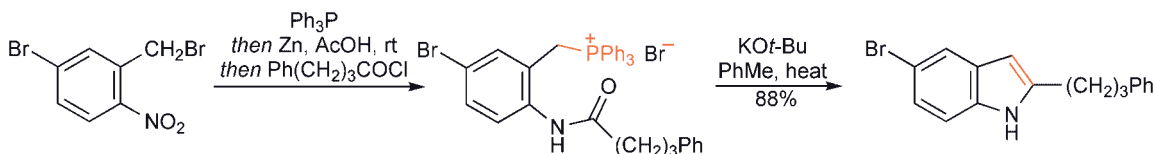
Base-catalysed cyclo-condensation of an *ortho*-alkyl-anilide gives an indole.

**The Madelung Synthesis**

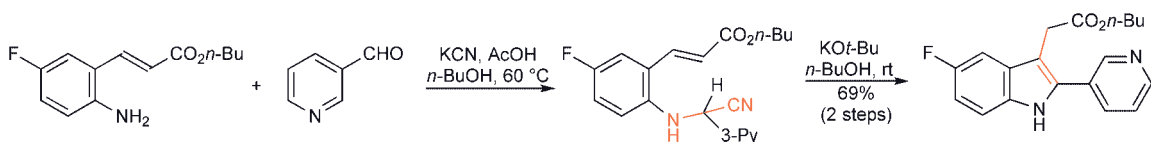
In its original form, this route employed very harsh conditions (typically³⁴⁸ sodium amide or potassium *t*-butoxide at 250–350 °C) to effect condensation between an unactivated aromatic methyl and an *ortho*-acylamino substituent, and was consequently limited to situations having no other sensitive groups. With the advent of the widespread use of alkyllithiums as bases, these cyclocondensations can now be brought about under much milder conditions.³⁴⁹



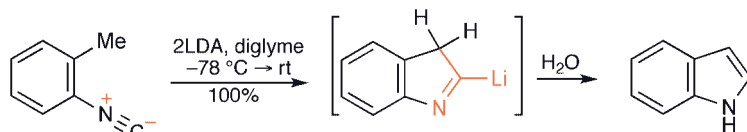
Modifications in which the benzylic hydrogens are acidified also allow the use of mild conditions; one example is the generation of a phosphonium ylide and then an intramolecular Wittig-like reaction, involving the amide carbonyl;³⁵⁰ another variant uses a benzyl-silane.³⁵¹ The use of an amino-silane permits reaction at both nitrogen and benzylic carbon to take place in one pot.³⁵²



Formation of the 2–3 bond is also possible using the anion from an aryl-amino-nitrile adding intramolecularly to an unsaturated ketone or ester; the nitrile serves to acidify the future C-2-hydrogen and also to bring about aromatisation *via* final loss of hydrogen cyanide.³⁵³

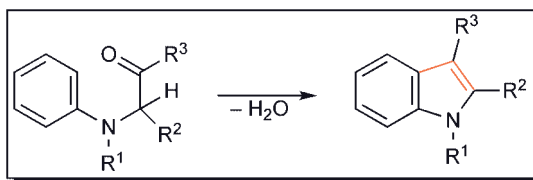


Finally, in this category there must be included cyclisations of the benzylic anions derived from *ortho*-isocyano-toluenes; the scheme shows this route in its simplest form. However, the synthesis is very flexible, for example the initial benzylic anion can be alkylated with halides or epoxides before the ring closure, thus providing 3-substituted indoles and, additionally, the final *N*-lithioindole can be *N*-alkylated by adding a suitable electrophile before work-up.³⁵⁴



20.16.1.7 From α -Arylamino-Carbonyl Compounds

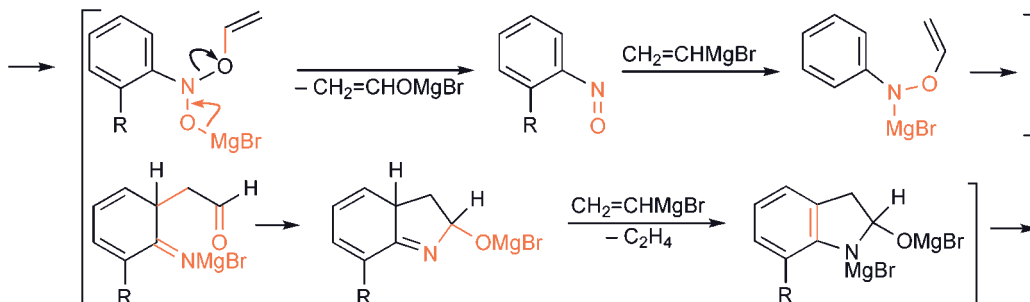
An α -arylamino-ketone is cyclised by electrophilic attack onto the aromatic ring.



The Bischler Synthesis

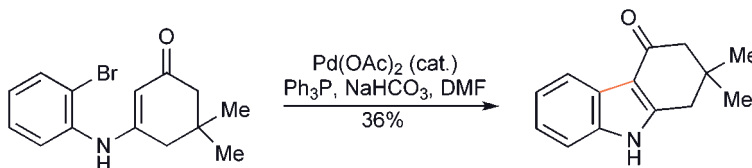
In the original method, the Bischler synthesis, harsh acidic treatment of 2-arylamino-ketones (produced from a 2-halo-ketone and an arylamine) was used to bring about electrophilic cyclisation onto the aromatic ring; these conditions often result in mixtures of products *via* rearrangements.³⁵⁵ However, *N*-acylated 2-arylamino-ketones and, particularly, acetals can be cyclised under much more controlled conditions, and in contrast to earlier work, this approach to indoles can even be used to produce hetero-ring-unsubstituted

Grignard is at the nitro group oxygen with subsequent elimination of magnesium enolate producing the nitroso equivalent of the original – it seems likely that this step is encouraged by non-planarity of the nitro group and the aromatic system, forced on the molecule by the large *ortho*-substituent. A second mole equivalent of vinyl Grignard then adds, again to oxygen generating an intermediate which undergoes a 3,3-sigmatropic rearrangement, much like that involved in the Fischer sequence, and finally hetero-ring closure occurs.^{362,365}

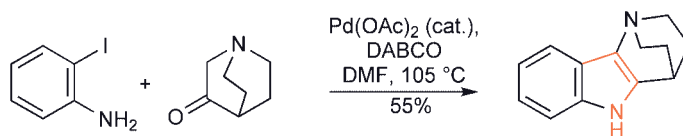


20.16.1.10 From N-Aryl Enamines

It is not clear whether the palladium-mediated cyclisations of anilino-acrylates and related systems³⁶⁶ operate *via* a Heck sequence or *via* an electrophilic palladation of the enamine.



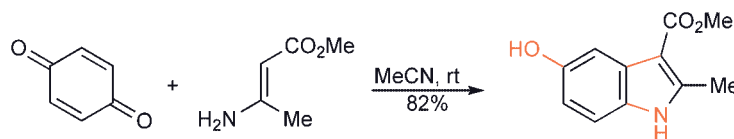
In a very useful modification, simple ketones with CH_2 adjacent to the carbonyl (cyclic ketones work much better than acyclic ketones) and *ortho*-iodo-arylamines react under palladium catalysis to give indoles directly. The use of dimethylformamide as solvent and DABCO as the base are crucial to the success of the route. Mechanistically, the sequence certainly proceeds through the enamine. As well as being conceptually and practically simple, this method tolerates functional groups that would be sensitive to the acid of the traditional Fischer sequence.³⁶⁷ This method can also be applied to aldehydes, thus providing a direct route to 2-unsubstituted indoles, including side-chain-protected tryptophans.³⁶⁸



20.16.1.11 From Enamines and *p*-Benzoquinones

The Nenitzescu Synthesis

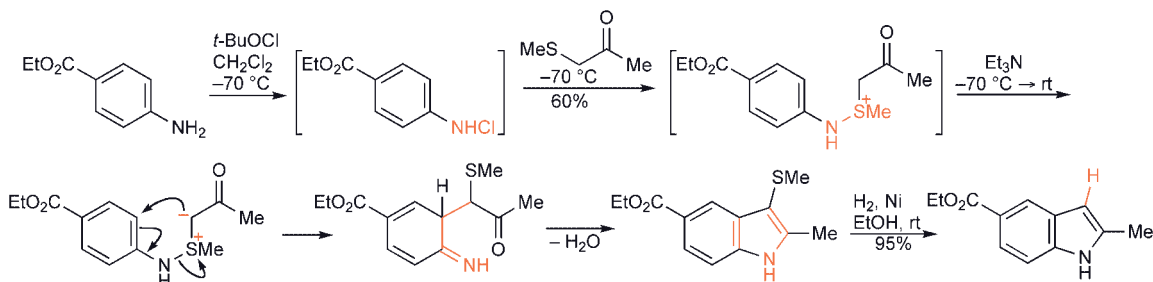
The Nenitzescu synthesis³⁶⁹ is another process about which some of the mechanistic details remain unclear,³⁷⁰ but which can be used for the efficient synthesis of certain 5-hydroxy-indoles.³⁷¹



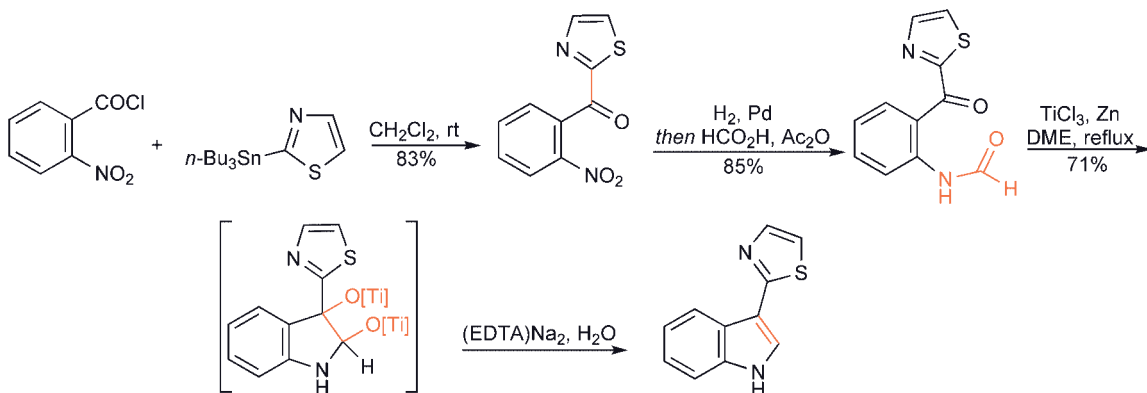
20.16.1.12 From Aryl-Amines

The Gassman Synthesis

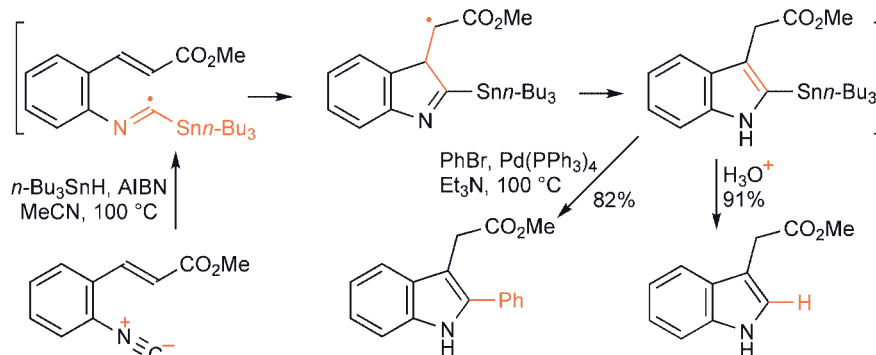
The Gassman synthesis³⁷² produces sulfur-substituted indoles, but these can easily be hydrogenolysed if required.

20.16.1.13 From *ortho*-Acyl-Anilides**The Fürstner Synthesis**³⁷³

This flexible synthesis depends on the reductive cyclisation of *ortho*-acyl-anilides with low-valent titanium – the conditions used for the McMurray coupling of ketones. In the example below, the cyclisation precursor was built up *via* the acylation of 2-tri-*n*-butylstannylthiazole.³⁷⁴

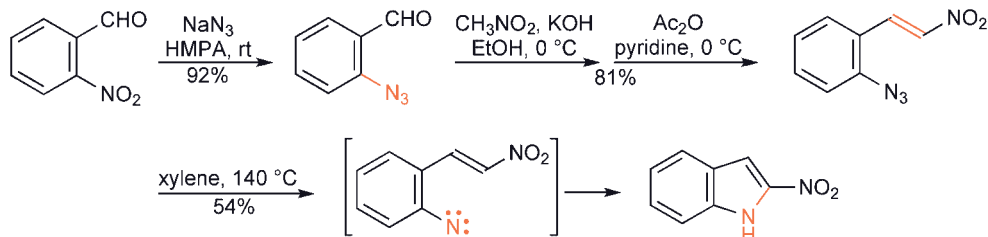
20.16.1.14 From *ortho*-Isocyano-Styrenes**The Fukuyama Synthesis**³⁷⁵

ortho-Isocyano-styrenes, which are readily prepared by dehydration of the corresponding formamides, undergo tin-promoted radical cyclisation to give unstable 2-stannyl-indoles, which can either be hydrolysed to afford the corresponding 2-unsubstituted indole, or used without isolation for coupling with aryl halides using palladium(0) catalysis,³⁷⁶ or converted into 2-iodoindoles *via ipso*-substitution with iodine.³⁷⁷

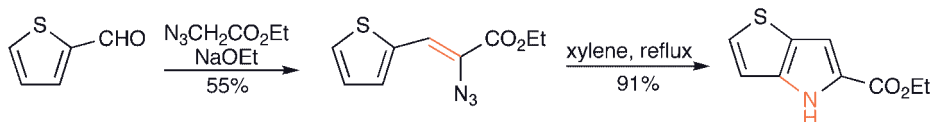


20.16.1.15 By Cyclisation of Nitrenes

Thermolysis of *ortho*-azido-styrenes gives nitrenes that insert into the side-chain to form indoles.³⁷⁸ Similar nitrenes have been generated by reaction of nitro-compounds with trialkyl phosphites. The azide thermolysis method can be used to prepare 2-nitroindoles.³⁷⁹

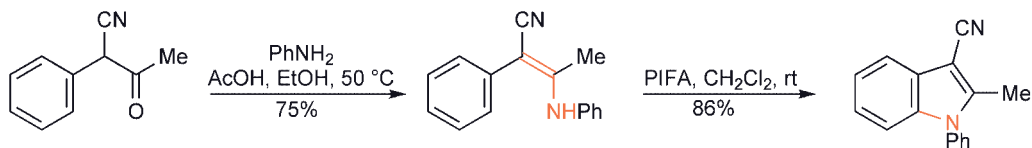


In a complementary sense, thermolysis of β -azido-styrenes also gives indoles, but here the intermediate may be an azirine;³⁸⁰ this method, the *Hemetsberger–Knittel synthesis*, is particularly useful for the fusion of a pyrrole ring onto rings other than a benzene ring, as illustrated.³⁸¹

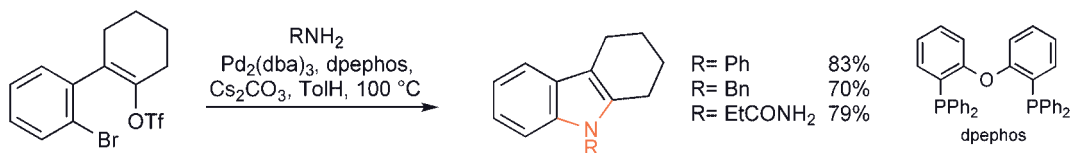


20.16.1.16 By Formation of the N–C-7a Bond

The formation of indoles by making the N–C-7a bond is relatively undeveloped. One method is to activate the nitrogen using phenyliodine bis(trifluoroacetate): a radical sequence is believed to operate.³⁸²



Intramolecular displacement of an *ortho*-halogen can be achieved at high temperature³⁸³ or with copper(I)-catalysis.³⁸⁴ Palladium-catalysed aminations of halide can be used to form either the N–C-2 or N–C-7a links, or both, for example in the double displacement shown below.³⁸⁵

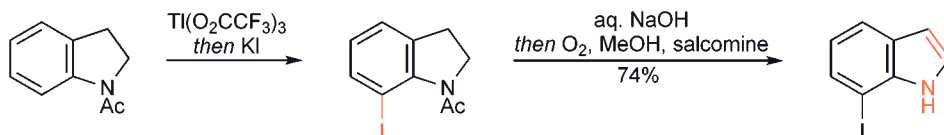


20.16.1.17 From Indolines

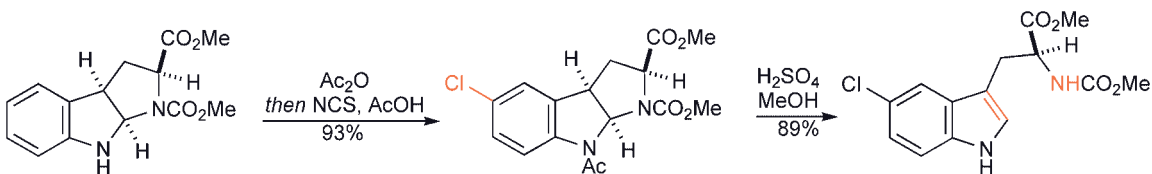
Indolines are useful intermediates for the synthesis of indoles with substituents in the carbocyclic ring. In electrophilic substitutions, they behave like anilines; the example shows *N*-acetylindoline undergoing regioselective 7-thallation. Nitration of indoline 2-carboxylic acid gives the 6-nitro-derivative; separation

from the 5-nitro minor product is readily achieved by controlled pH extraction. The *N*-acetyl-derivative nitrates at C-5.³⁸⁶

Indolines can be obtained easily from indoles by reduction (see 20.7) and can be cleanly oxidised back to indoles using a variety of methods, including oxygen with cobalt catalysis (salcomine),³⁸⁷ hypochlorite/dimethyl sulfide,³⁸⁸ Mn(III)³⁸⁹ and Au(III) compounds,³⁹⁰ DDQ or manganese dioxide.³⁸⁶

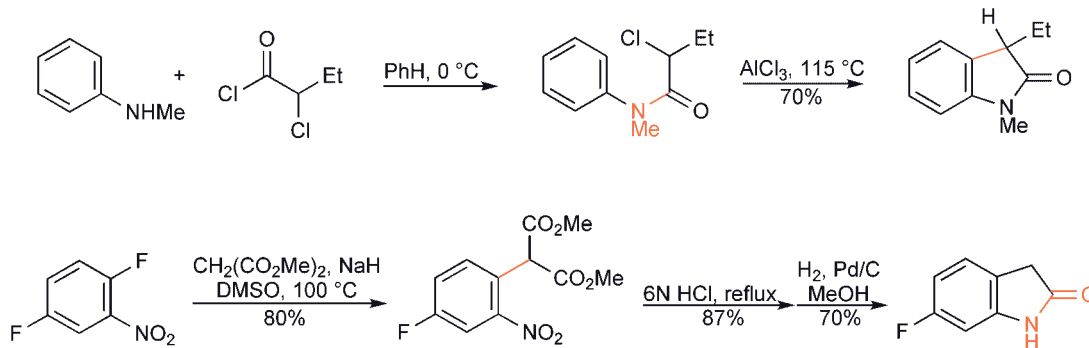


An attractive variant is to utilise certain products of reversible addition to 3*H*-indolium cations, such as the indole bisulfite adduct, or where there has been an intramolecular nucleophilic addition (20.1.1.2): such compounds, though they are indolines, are still at the oxidation level of indoles, needing only mild acid treatment to regenerate the aromatic system.³⁹¹

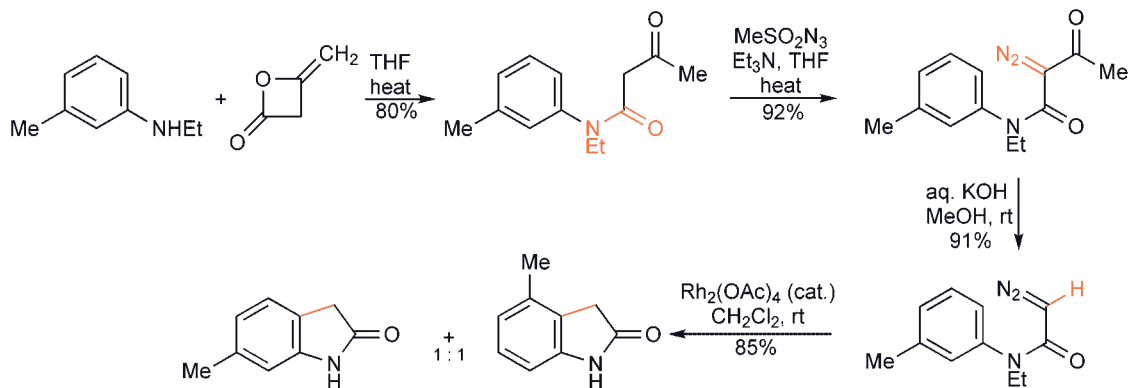


20.16.2 Ring Synthesis of Oxindoles³⁹²

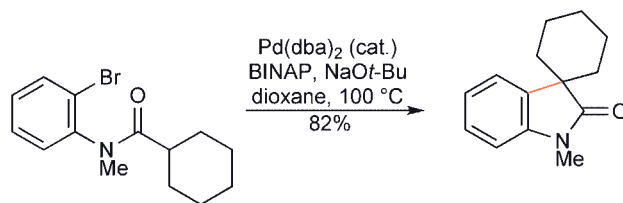
The main synthesis of oxindoles is simple and direct and involves an intramolecular Friedel–Crafts alkylation reaction as the cyclising step.³⁹³ Also straightforward in concept is the displacement of halogen from an *ortho*-halo-nitroarene with malonate, this leading to an oxindole after decarboxylation and reduction of the nitro group with spontaneous lactamisation.²⁶¹



An alternative route to oxindoles depends on the intramolecular insertion of a rhodium carbenoid, derived from a 2-diazo-1,3-ketoamide, into an adjacent aromatic C–H bond.³⁹⁴

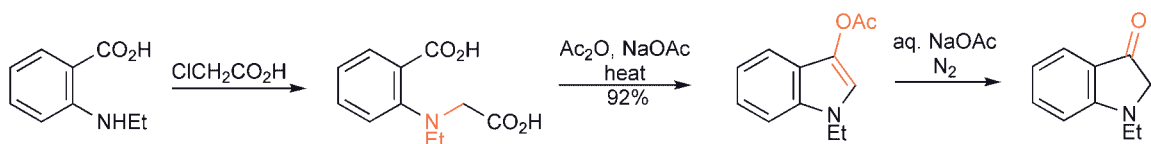


Oxindoles can also be prepared by palladium-catalysed enolate cyclisation of *ortho*-halo-anilides.³⁹⁵

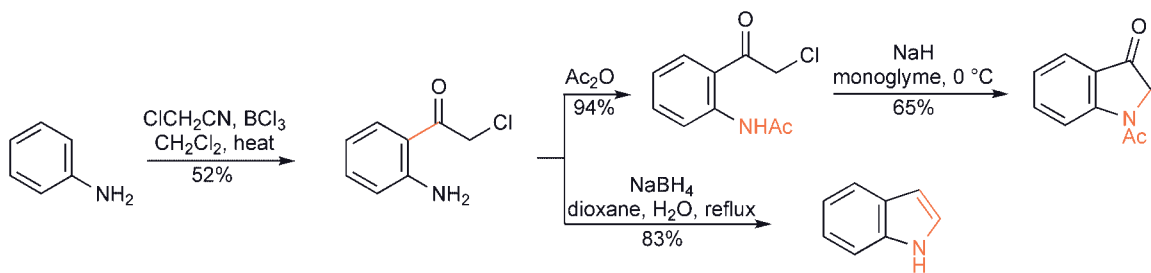


20.16.3 Ring Synthesis of Indoxyls

Indoxyls are normally prepared from anthranilic acids *via* alkylation with a haloacetic acid followed by a cyclising condensation with loss of carbon dioxide.^{396,397} Indoxyl itself is best prepared by Friedel–Crafts type ring closure of *N*-phenylglycine activated with triphenylphosphine oxide/triflic anhydride in the presence of triethylamine at room temperature.³⁹⁸

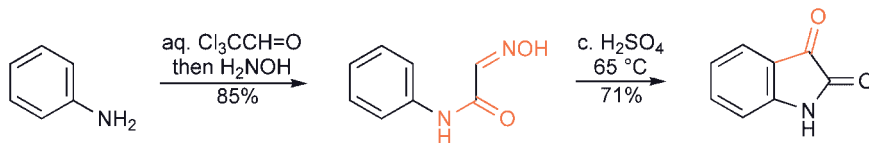


It is possible to directly chloroacylate an aniline using chloroacetonitrile and boron trifluoride, *ortho* to the nitrogen. After *N*-acylation, ring closure produces *N*-acetyl-indoxyls. The *Sugasawa synthesis* of indoles utilises these same *ortho*-chloroacetyl-anilines, *via* borohydride reduction and ring closure.³⁹⁹



20.16.4 Ring Synthesis of Isatins

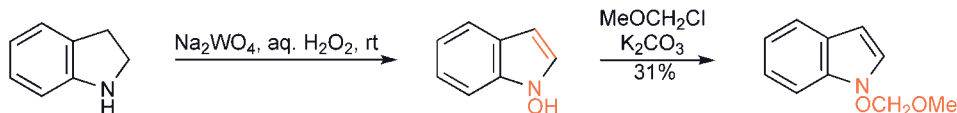
An isatin can be readily prepared *via* the reaction of an aniline with chloral, the resulting product converted into an oxime, and this cyclised in strong acid.⁴⁰⁰ An alternative route to the oximinoacetanilide intermediates involves acylation of the aniline with 2,2-diacetoxyacetyl chloride and then reaction with hydroxylamine.⁴⁰¹



N,N-Dialkyl-anilines react with oxalyl chloride producing *N*-alkyl isatins.⁴⁰²

20.16.5 Synthesis of 1-Hydroxy-Indoles

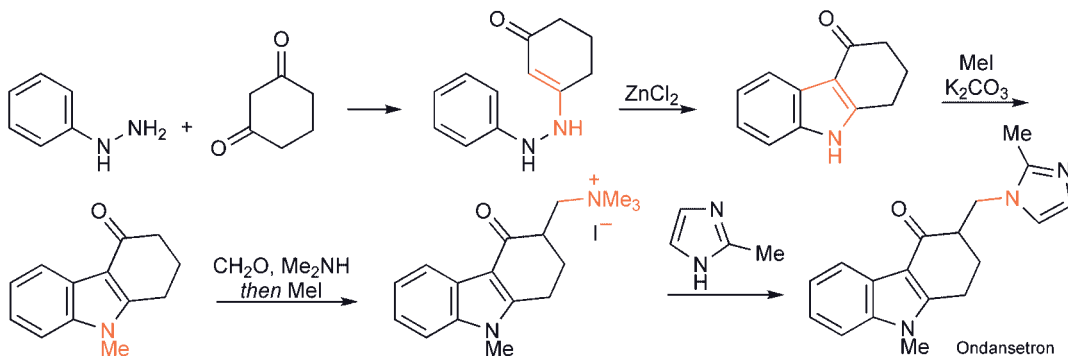
The oxidation of indolines with sodium tungstate/hydrogen peroxide both aromatises and also oxidises the nitrogen, resulting in 1-hydroxy-indoles.¹⁶² 1-Hydroxy-indoles can also be obtained *via* ring synthesis involving lead-promoted reductive cyclisation of *ortho*-nitrobenzyl-ketones (or -aldehydes).⁴⁰³



20.16.6 Examples of Notable Indole Syntheses

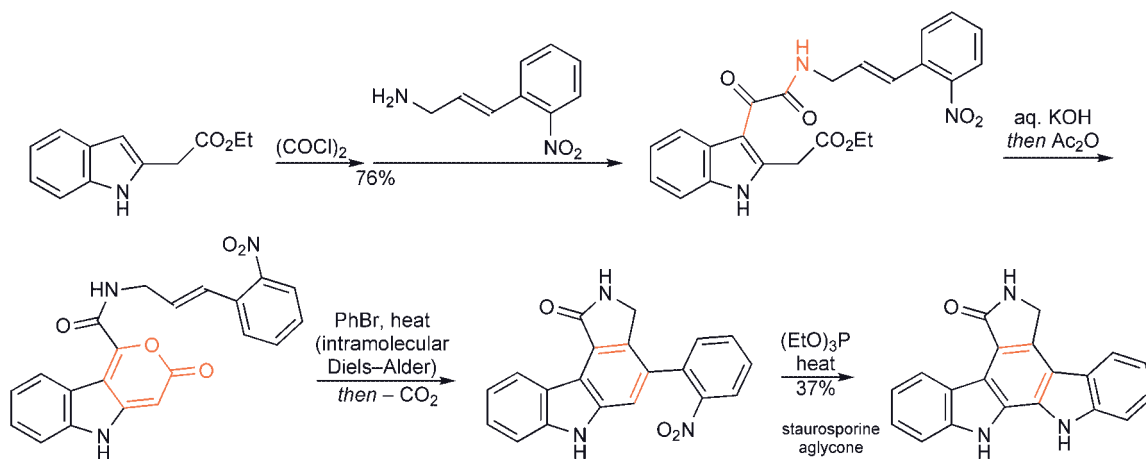
20.16.6.1 Ondansetron

Ondansetron is a selective, 5-hydroxytryptamine antagonist, used to prevent vomiting during cancer chemotherapy and radiotherapy.

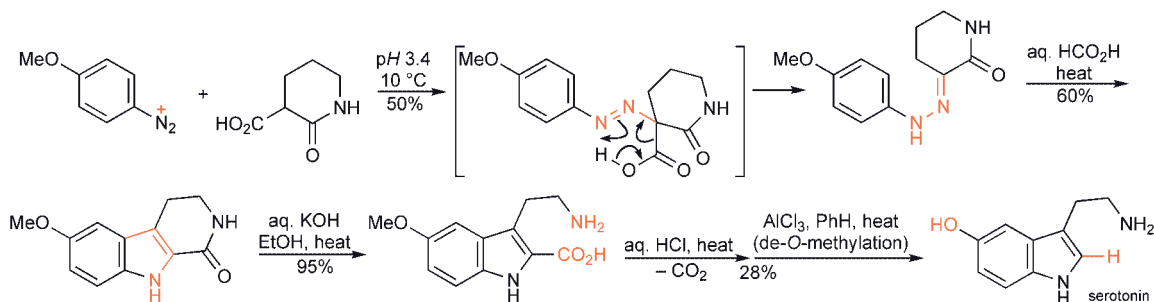


20.16.6.2 *Staurosporine Aglycone*⁴⁰⁴

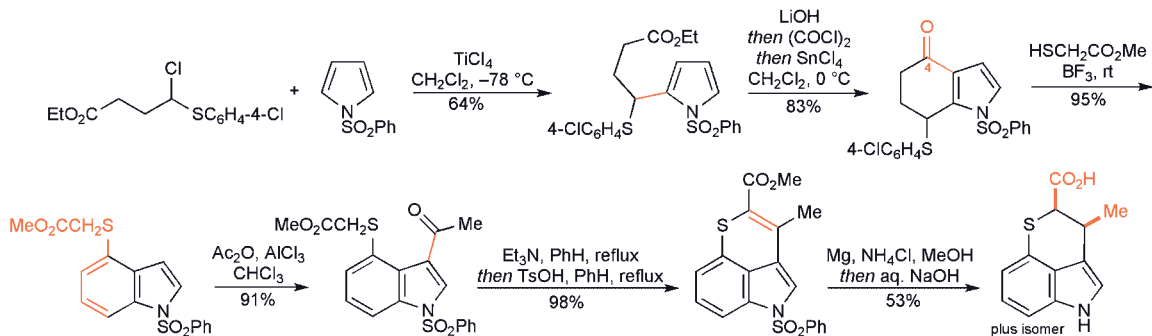
Staurosporine and related molecules are under active investigation as potential anti-tumour agents. The synthesis illustrates several aspects of heterocyclic chemistry, including a 2-pyrone acting as a diene in an intramolecular Diels–Alder reaction, and the use of nitrene insertion for the formation of 5-membered nitrogen rings.

20.16.6.3 *Serotonin*

Serotonin has been synthesised by several routes; the method shown⁴⁰⁵ relies on a Fischer indole synthesis, the requisite aryl-hydrazone being constructed by a process known as the *Japp–Klingemann* reaction in which the enol of a 1,3-dicarbonyl compound is reacted with an aryl-diazonium salt, with subsequent cleavage of the 1,3-dicarbonyl unit.

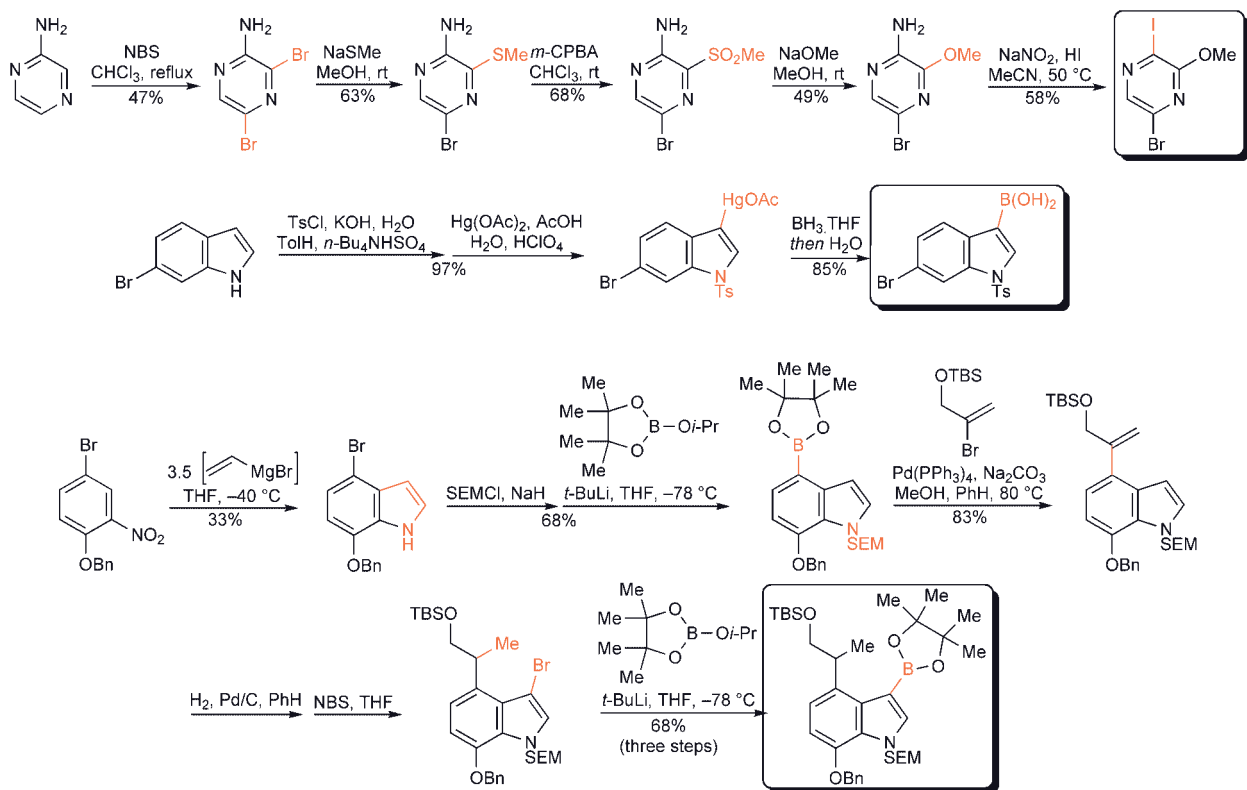
20.16.6.4 *Chuangxinmycin*⁴⁰⁶

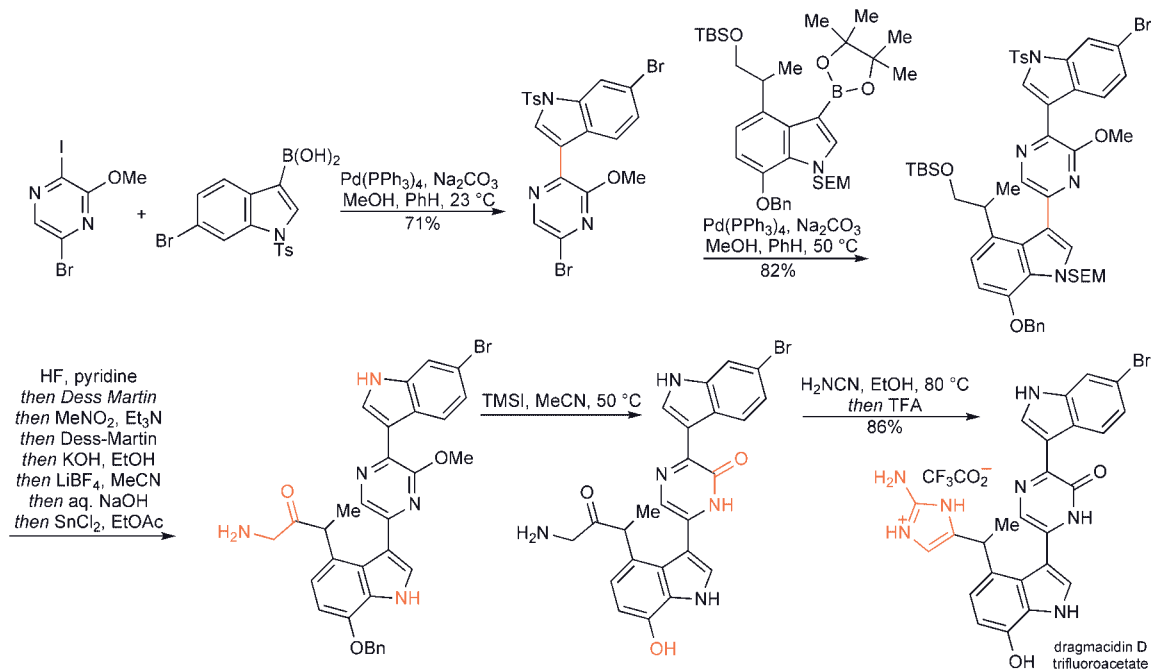
This synthesis uses the approach of starting from a pyrrole: the cyclic ketone intermediate is in general a useful intermediate for the synthesis of 4-substituted indoles – in this case a sulfur substituent – it is already at the aromatic oxidation level needing only the loss of the 4-chlorophenylthiol.



20.16.6.5 Dragmacidin D⁴⁰⁷

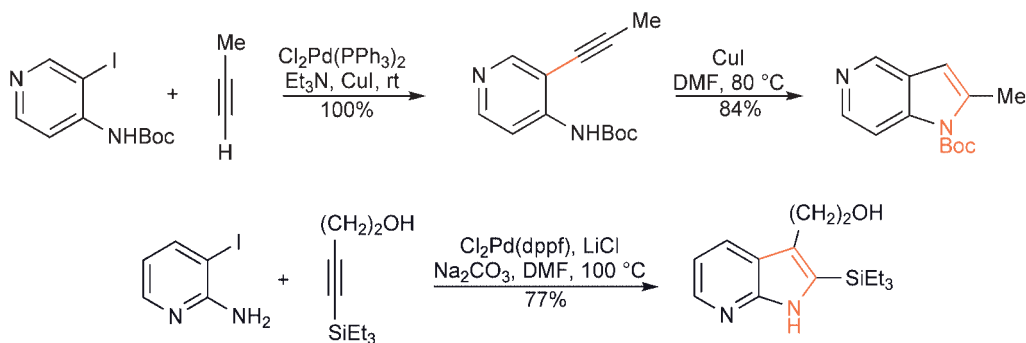
A synthesis of dragmacidin D, isolated from sea sponges, a selective inhibitor of threonine protein phosphatases, illustrates indole, pyrazine and imidazole chemistry. The final stages of the synthesis rest on palladium(0)-catalysed couplings: a bromo-iodo-pyrazine entered regioselectively into coupling with two indoles; the final stage, making the imidazole ring involved a 2-amino-ketone reacting with cyanamide.



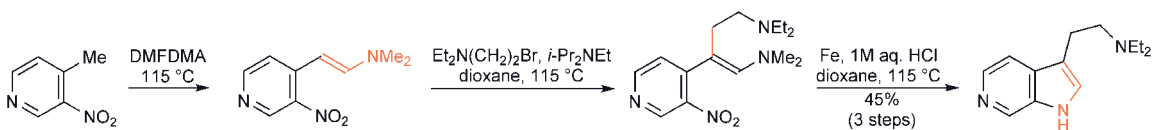


20.16.7 Synthesis of Aza-Indoles (see also 8.4.1)

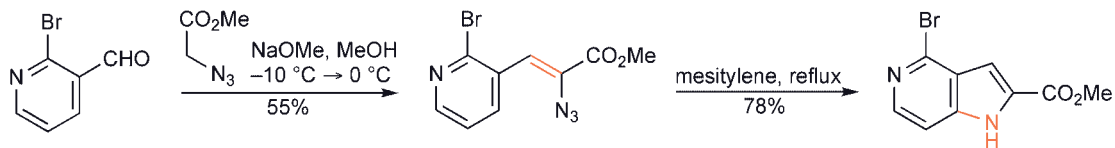
Most syntheses of aza-indoles start from pyridines and parallel the standard indole syntheses discussed above. However, the Fischer reaction using pyridyl-hydrazone is much less consistent and useful than for arylhydrazones; the Madelung reaction is also not as useful, however the Bartoli route⁴⁰⁸ (20.16.1.9) and the Gassman approach⁴⁰⁹ (20.16.1.12) can be used to effect. The most successful methods involve palladium-catalysed coupling of acetylenes with amino-halo-pyridines either as one-⁴¹⁰ or two-step^{333,411} processes. The starting amino-halo-pyridines are generally available *via* directed metallations.



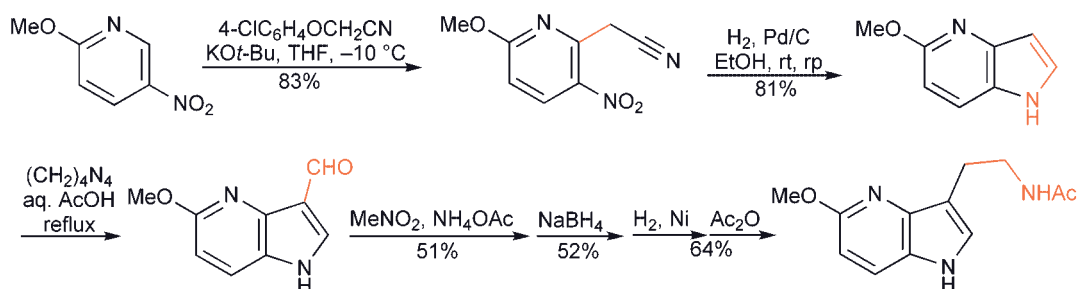
Syntheses utilising nitro-pyridines by Leimgruber–Batcho processes work well⁴¹² and can be modified by the introduction of a further substituent at the enamine stage.⁴¹³



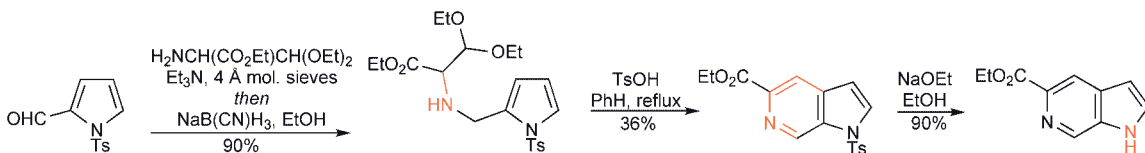
7-Aza-indoles can be prepared from 2,6-dichloropyridin-3-yl-epoxides by reaction with primary amines⁴¹⁴ and 5-, 6-, and 7-azaindole-2-esters can be made⁴¹⁵ *via* the Hemetsberger–Knittel route. Note that 4-aza-indoles cannot be made this way since cyclisation of the appropriate precursor takes place preferentially onto the ring nitrogen generating a pyrazolo[1,5-*a*]-pyridine.



The sequence below shows the assembly of a ring-closure precursor using a VNS (3.3.3) reaction.⁴¹⁶



Synthesis from pyrroles is useful in particular cases.^{412,417}



Exercises

Straightforward revision exercises (consult Chapters 19 and 20):

- What is the pK_{aH} of indole as a base and where does it protonate? What is the pK_a of indole as an acid?
- At what position is electrophilic substitution of indole fastest? Cite two examples.
- What are the structures of the intermediates and final product in the following sequence: indole with $(COCl)_2 \rightarrow C_{10}H_6ClNO_2$, then this with ammonia $\rightarrow C_{10}H_8N_2O_2$, then this with $LiAlH_4 \rightarrow C_{10}H_{12}N_2$? Explain the last transformation in mechanistic terms.
- How could one prepare from indole: (i) 3-formylindole; (ii) 3-(2-nitroethyl)indole; (iii) 3-dimethylaminomethylindole; (iv) 1-methylindole.
- At what position does strong base deprotonate an *N*-substituted indole? Name two groups that can be used to block the 1-position for such deprotonations and that could be removed later. How would these blocking groups be introduced onto the indole nitrogen?
- What is the mechanism of the conversion of 3-dimethylaminomethylindole into 3-cyanomethylindole on reaction with $NaCN$?
- Which phenyl-hydrazones would be required for the Fischer indole synthesis of: (i) 3-methylindole; (ii) 1,2,3,4-tetrahydrocarbazole; (iii) 2-ethyl-3-methylindole; (iv) 3-ethyl-2-phenylindole?

- (h) How could one convert 2-bromoaniline into 2-phenylindole (more than one step is required)?
 (i) What are the advantages of using an indoline (a 2,3-dihydroindole) as an intermediate for the synthesis of indoles?

More advanced exercises:

- Indole reacts with a mixture of *N*-methyl-2-piperidone and POCl₃, followed by NaOH work-up to give C₁₄H₁₈N₂O. What is its structure?
- Suggest a structure for the tetracyclic product, C₁₈H₁₉NO, formed when 3-methylindole is treated with 2-hydroxy-3,5-dimethylbenzyl chloride.
- When indole dimer is subjected to acid treatment in the presence of indole, 'indole trimer', C₂₄H₂₁N₃, is produced. Suggest a structure for the 'trimer'. (Hint: consider which of the two reactants would be most easily protonated, and at which atom.)
- Starting from indole, and using a common intermediate, how could one prepare: (i) indol-3-ylacetic acid and (ii) tryptamine?
- What would be the products from the reactions of 5-bromo-3-iodo-1-phenylsulfonylindole with: (i) PhB(OH)₂/Pd(PPh₃)₄/aq. Na₂CO₃; (ii) ethyl acrylate/Pd(OAc)₂/Ph₃P/Et₃N?
- Deduce a structure, and write out the mechanism for the conversion of 2-formylindole into a tricyclic compound, C₁₁H₉N, on treatment with a combination of NaH and Ph₃P⁺CH = CH₂ Br⁻.
- When 3-ethyl-3-methyl-3*H*-indole is treated with acid, two products, each isomeric with the starting material, are formed – deduce their structures and explain the formation of two products.
- Suggest a structure for the salt C₁₅H₁₃N₂⁺ Br⁻ formed by the following sequence: 2-(2-pyridyl)indole reacted first with *n*-BuLi then PhSO₂Cl (→ C₁₉H₁₄N₂O₂S), then this sequentially with *t*-BuLi at -100 °C, then ethylene oxide (→ C₂₁H₁₈N₂O₃S), aq. NaOH (→ C₁₅H₁₄N₂O), and this finally reacted with PBr₃.
- What are the products formed in the following sequence: indole/*n*-BuLi, then I₂, then LDA, then PhSO₂Cl → C₁₄H₁₀INO₂S, then this with LDA, then I₂ → C₁₄H₉I₂NO₂S.
- When indol-3-yl-CH₂OH is heated with acid, di(indol-3-yl)methane is formed: suggest a mechanism for this transformation.
- What product, C₁₀H₁₁NO, would be obtained from refluxing a mixture of phenylhydrazine and 2,3-dihydrofuran in acetic acid?
- Draw structures for the aza-indoles resulting from treatment of 2-methyl-3-nitro- and 4-methyl-3-nitropyridines, respectively, with (EtO₂C)₂/EtONa, followed by H₂/Pd-C. Both products have the molecular formula C₁₀H₁₀N₂O₂.
- Heating DMFDMA with the following aromatic compounds led to condensation products; subsequent reduction with the reagent shown gave indoles. Draw the structures of the condensation products and the indoles: (i) 2,6-dinitrotoluene then TiCl₃ gave C₈H₈N₂; (ii) 2-benzyloxy-6-nitrotoluene then H₂/Pt gave C₁₅H₁₃NO; (iii) 4-methoxy-2-nitrotoluene then H₂/Pd gave C₉H₉NO; (iv) 2,3-dinitro-1,4-dimethylbenzene then H₂/Pd gave C₁₀H₈N₂.

References

- 'The chemistry of indoles', Sundberg, R. J., Academic Press, New York, 1970; 'Transition metals in the synthesis and functionalisation of indoles', Hegedus, L. S., *Angew. Chem., Int. Ed. Engl.*, 1988, 27, 1113; 'Indoles', Sundberg, R. J., Academic Press, London, 1996.
- Gut, I. G. and Wirz, J., *Angew. Chem., Int. Ed. Engl.*, 1994, 33, 1153.
- Hinman, R. L. and Lang, J., *J. Am. Chem. Soc.*, 1964, 86, 3796.
- Hinman, R. L. and Whipple, E. B., *J. Am. Chem. Soc.*, 1962, 84, 2534.
- Challis, B. C. and Millar, E. M., *J. Chem. Soc., Perkin Trans. 2*, 1972, 1111; Muir, D. M. and Whiting, M. C., *J. Chem. Soc., Perkin Trans. 2*, 1975, 1316.
- Hinman, R. L. and Bauman, C. P., *J. Org. Chem.*, 1964, 29, 2437.
- Russell, H. F., Harris, B. J. and Hood, D. B., *Org. Prep. Proc. Int.*, 1985, 17, 391.
- Bourne, G. T., Crich, D., Davies, J. W. and Horwell, D. C., *J. Chem. Soc., Perkin Trans. 1*, 1991, 1693.
- Ley, S. V., Cleator, E. and Hewitt, P. R., *Org. Biomol Chem*, 2003, 1, 3492.

- ¹⁰ Baran, P., Guerrero, C. A. and Corey, E. J., *Org. Lett.*, **2003**, 5, 1999.
- ¹¹ Kawahara, M., Nishida, A. and Nakagawa, M., *Org. Lett.*, **2000**, 2, 671.
- ¹² Kamenecka, T. M. and Danishefsky, S. J., *Angew. Chem. Int. Ed.*, **1998**, 37, 2993.
- ¹³ Pelkey, E. T. and Gribble, G. W., *Synthesis*, **1997**, 1117.
- ¹⁴ Berti, G., Da Settimo, A. and Nannipieri, E., *J. Chem. Soc., C*, **1968**, 2145.
- ¹⁵ Brown, K. and Katritzky, A. R., *Tetrahedron Lett.*, **1964**, 803.
- ¹⁶ Ottoni, O., Cruz, R. and Krammer, N. H., *Tetrahedron Lett.*, **1999**, 40, 1117.
- ¹⁷ Mitchell, H. and Leblanc, Y., *J. Org. Chem.*, **1994**, 59, 682.
- ¹⁸ Smith, G. F. and Taylor, D. A., *Tetrahedron*, **1973**, 29, 669.
- ¹⁹ Fatum, T. M., Anthoni, U., Christophersen, C. and Nielsen, P. H., *Heterocycles*, **1994**, 38, 1619.
- ²⁰ Janosik, T., Shirani, H., Wahlström, N., Malky, I., Stensland, B. and Bergman, J., *Tetrahedron*, **2006**, 62, 1699.
- ²¹ Raban, M. and Chern, L.-J., *J. Org. Chem.*, **1980**, 45, 1688; Gilow, H. M., Brown, C. S., Copeland, J. N. and Kelly, K. E., *J. Heterocycl. Chem.*, **1991**, 28, 1025.
- ²² Tudge, M., Tamiya, M., Savarin, C. and Humphrey, G. R., *Org. Lett.*, **2006**, 8, 565.
- ²³ Schlosser, K. M., Krasutsky, A. P., Hamilton, H. W., Reed, J. E. and Sexton, K., *Org. Lett.*, **2004**, 6, 819.
- ²⁴ Yadav, J. S., Reddy, B. V. S. and Reddy, Y. J., *Tetrahedron Lett.*, **2007**, 48, 7034.
- ²⁵ Nair, V., George, T. G., Nair, L. G. and Panicker, S. B., *Tetrahedron Lett.*, **1999**, 40, 1195.
- ²⁶ Yadav, J. S., Reddy, B. V. S., Krishna, A. D., Reddy, Ch. S. and Narsaiah, A. V., *Synthesis*, **2005**, 961.
- ²⁷ (a) Bocchi, V. and Palla, G., *Synthesis*, **1982**, 1096; (b) Piers, K., Meimaroglou, C., Jardine, R. V. and Brown, R. K., *Canad. J. Chem.*, **1963**, 41, 2399; (c) Arnold, R. D., Nutter, W. M. and Stepp, W. L., *J. Org. Chem.*, **1959**, 24, 117; (d) De Rosa, M. and Alonso, J. L. T., *J. Org. Chem.*, **1978**, 43, 2639.
- ²⁸ Saulnier, M. G. and Gribble, G. W., *J. Org. Chem.*, **1982**, 47, 757.
- ²⁹ Tang, S., Li, J.-H., Xie, Y.-X. and Wang, N.-X., *Synthesis*, **2007**, 1535.
- ³⁰ Dmitrienko, G. I., Gross, E. A. and Vice, S. F., *Canad. J. Chem.*, **1980**, 58, 808.
- ³¹ Zhang, P., Liu, R. and Cook, J. M., *Tetrahedron Lett.*, **1995**, 36, 3103.
- ³² Bergman, J. and Venemalm, L., *J. Org. Chem.*, **1992**, 57, 2495.
- ³³ Brennan, M. R., Erickson, K. L., Szmalc, F. S., Tansey, M. J. and Thornton, J. M., *Heterocycles*, **1986**, 24, 2879.
- ³⁴ Putey, A., Popowycz, F. and Joseph, B., *Synlett*, **2007**, 419.
- ³⁵ Saxton, J. E., *J. Chem. Soc.*, **1952**, 3592; Hart, G., Liljegren, D. R. and Potts, K. T., *ibid.*, **1961**, 4267.
- ³⁶ Nickisch, K., Klose, W. and Bohmann, F., *Chem. Ber.*, **1980**, 113, 2036.
- ³⁷ Cipiciani, A., Clementi, S., Linda, P., Savelli, G. and Sebastiani, G. V., *Tetrahedron*, **1976**, 32, 2595.
- ³⁸ Ottoni, O., Neder, A. de V. F., Dias, A. K. B., Cruz, R. P. A. and Aquino, L. B., *Org. Lett.*, **2001**, 3, 1005.
- ³⁹ Gmeiner, P., Kraxner, J. and Bollinger, B., *Synthesis*, **1996**, 1196.
- ⁴⁰ Smith, G. F., *J. Chem. Soc.*, **1954**, 3842; James, P. N. and Snyder, H. R., *Org. Synth., Coll. Vol. IV*, **1963**, 539.
- ⁴¹ Anthony, W. C., *J. Org. Chem.*, **1960**, 25, 2049.
- ⁴² Nogrady, T. and Morris, L., *Canad. J. Chem.*, **1969**, 47, 1999; Monge, A., Aldana, I., Lezamiz, I. and Fernandez-Alvarez, E., *Synthesis*, **1984**, 160.
- ⁴³ Tobisu, M., Yamaguchi, S. and Chatani, N., *Org. Lett.*, **2007**, 9, 3351.
- ⁴⁴ Speeter, M. E. and Anthony, W. C., *J. Am. Chem. Soc.*, **1954**, 76, 6208.
- ⁴⁵ Ishizumi, K., Shioiri, T. and Yamada, S., *Chem. Pharm. Bull.*, **1967**, 15, 863.
- ⁴⁶ Späth, E. and Lederer, E., *Chem. Ber.*, **1930**, 63, 2102.
- ⁴⁷ 'Indolo-2,3-quinodimethanes and stable analogues for regio- and stereocontrolled syntheses of [b]-anelated indoles', Pindur, U. and Erfanian-Abdoust, H., *Chem. Rev.*, **1989**, 89, 1681.
- ⁴⁸ Li, J., Li, B., Chen, X. and Zhang, G., *Synlett*, **2003**, 1447.
- ⁴⁹ Nakatsuka, S., Teranishi, K. and Goto, T., *Tetrahedron Lett.*, **1994**, 35, 2699; Teranishi, K., Nakatsuka, S. and Goto, T., *Synthesis*, **1994**, 1018.
- ⁵⁰ Teranishi, K., Hayashi, K., Nakatsuka, S. and Goto, T., *Tetrahedron Lett.*, **1994**, 35, 8173.
- ⁵¹ Cruz, R. P. A., Ottoni, O., Abella, C. A. M. and Aguino, L. B., *Tetrahedron Lett.*, **2001**, 42, 1467; Jiang, Y. and Ma, D., *Tetrahedron Lett.*, **2002**, 43, 7013.
- ⁵² 'A journey across recent advances in catalytic and stereoselective alkylation of indoles', Bandini, M., Melloni, A., Tommasi, S. and Umani-Ronchi, A., *Synlett*, **2005**, 1199.
- ⁵³ Ciamician, G. and Plancher, G., *Chem. Ber.*, **1896**, 29, 2475; Jackson, A. H. and Smith, P., *Tetrahedron*, **1968**, 24, 2227.
- ⁵⁴ Jackson, A. H., Naidoo, B. and Smith, P., *Tetrahedron*, **1968**, 24, 6119.
- ⁵⁵ Casnati, G., Dossena, A. and Pochini, A., *Tetrahedron Lett.*, **1972**, 5277.
- ⁵⁶ Iyer, R., Jackson, A. H., Shannon, P. V. R. and Naidoo, B., *J. Chem. Soc., Perkin Trans. 2*, **1973**, 872.
- ⁵⁷ Ganesan, A. and Heathcock, C. H., *Tetrahedron Lett.*, **1993**, 34, 439.
- ⁵⁸ Johansen, J. E., Christie, B. D. and Rapoport, H., *J. Org. Chem.*, **1981**, 46, 4914.
- ⁵⁹ Kraus, G. A. and Malpert, J. H., *Synlett*, **1997**, 107.
- ⁶⁰ Jiao, J., Zhang, Y. and Flowers, R. A., *Synlett*, **2006**, 3355.
- ⁶¹ Zhu, X. and Ganesan, A., *J. Org. Chem.*, **2002**, 67, 2705.
- ⁶² Westermaier, M. and Mayr, H., *Org. Lett.*, **2006**, 8, 4791.
- ⁶³ Zaitsev, A. B., Gruber, S. and Pregosin, P. S., *Chem. Commun.*, **2007**, 4692.
- ⁶⁴ Liu, Z., Liu, L., Shafiq, Z., Wu, Y.-C., Wang, D. and Chen, Y.-J., *Tetrahedron Lett.*, **2007**, 48, 3963.
- ⁶⁵ Sanz, R., Miguel, D., Álvarez-Gutiérrez, J. M. and Rodríguez, F., *Synlett*, **2008**, 975.
- ⁶⁶ Sobenina, L. N., Demenev, A. P., Mikhaleva, A. I., Ushakov, I. A., Vasil' tsov, A. M., Ivanov, A. V. and Trofimov, B. A., *Tetrahedron Lett.*, **2006**, 47, 7139.
- ⁶⁷ Blaser, G., Sanderson, J. M., Batsanov, A. S. and Howard, J. A. K., *Tetrahedron Lett.*, **2008**, 49, 2795.

- ⁶⁸ Kotsuki, H., Teraguchi, M., Shimomoto, N. and Ochi, M. *Tetrahedron Lett.*, **1996**, *37*, 3727.
- ⁶⁹ Kotsuki, H., Hayashida, K., Shimanouchi, T. and Nishizawa, H., *J. Org. Chem.*, **1996**, *61*, 984.
- ⁷⁰ Sato, K. and Kozikowski, A. P., *Tetrahedron Lett.*, **1989**, *31*, 4073; Dubois, L., Mehta, A., Tourette, E. and Dodd, R. H., *J. Org. Chem.*, **1994**, *59*, 434.
- ⁷¹ Bandini, M., Cozzi, P. G., Melchiorre, P. and Umani-Ronchi, A., *J. Org. Chem.*, **2002**, *67*, 5386.
- ⁷² Nakagawa, M. and Kawahara, M., *Org. Lett.*, **2000**, *2*, 935.
- ⁷³ Zhan, Z.-P. and Lang, K., *Synlett*, **2005**, 1551.
- ⁷⁴ Agnusdei, M., Bandini, M., Melloni, A. and Umani-Ronchi, A., *J. Org. Chem.*, **2003**, *68*, 7126.
- ⁷⁵ Kawatsura, M., Aburatani, S. and Uenishi, J., *Synlett*, **2005**, 2492.
- ⁷⁶ Szmuszkovicz, J., *J. Am. Chem. Soc.*, **1957**, *79*, 2819.
- ⁷⁷ Gu, Y., Ogawa, C. and Kobayashi, S., *Org. Lett.*, **2007**, *9*, 175.
- ⁷⁸ King, H. D., Meng, Z., Denhart, D., Mattson, R., Kimura, R., Wu, D., Gao, Q. and Macor, J. E., *Org. Lett.*, **2005**, *7*, 3437.
- ⁷⁹ Zhou, J. and Tang, Y., *J. Am. Chem. Soc.*, **2002**, *124*, 9030.
- ⁸⁰ Iqbal, Z., Jackson, A. H. and Nagaraja Rao, K. R., *Tetrahedron Lett.*, **1988**, *29*, 2577.
- ⁸¹ Harrington, P. E. and Kerr, M. A., *Synlett*, **1996**, 1047.
- ⁸² Robinson, B. and Smith, G. F., *J. Chem. Soc.*, **1960**, 4574; Garnick, R. L., Levery, S. B. and Le Quesne, P. W., *J. Org. Chem.*, **1978**, *43*, 1226.
- ⁸³ Balsamini, C., Diamantini, G., Duranti, A., Spadoni, G. and Tontini, A., *Synthesis*, **1995**, 370.
- ⁸⁴ Ranganathan, D., Rao, C. B., Ranganathan, S., Mehrotra, A. K. and Iyengar, R., *J. Org. Chem.*, **1980**, *45*, 1185.
- ⁸⁵ Bartoli, G., Di Antonio, G., Giuli, S., Marcantoni, E., Marcolini, M. and Paoletti, M., *Synthesis*, **2008**, 320.
- ⁸⁶ Azizi, N., Arynassab, F. and Saidi, M. R., *Org. Biomol. Chem.*, **2006**, 4275.
- ⁸⁷ Büchi, G. and Mak, C.-P., *J. Org. Chem.*, **1977**, *42*, 1784.
- ⁸⁸ Majchrzak, M. W. and Simchen, G., *Synthesis*, **1986**, 956.
- ⁸⁹ Sui, Y., Liu, L., Zhao, J.-L., Wang, D. and Chen, Y.-J., *Tetrahedron Lett.*, **2007**, *48*, 3779.
- ⁹⁰ Burr, G. O. and Gortner, R. A., *J. Am. Chem. Soc.*, **1924**, *46*, 1224.
- ⁹¹ Cook, A. H. and Majer, J. R., *J. Chem. Soc.*, **1944**, 486; Pindur, U. and Flo, C., *Monatsh. Chem.*, **1986**, *117*, 375.
- ⁹² Pindur, U. and Kim, M.-H., *Tetrahedron*, **1989**, *45*, 6427.
- ⁹³ Zhuang, W. and Jorgensen, K. A., *Chem Commun.*, **2002**, 1336.
- ⁹⁴ Leete, E., *J. Am. Chem. Soc.*, **1959**, *81*, 6023; Thesing, J., *Chem. Ber.*, **1954**, *87*, 692.
- ⁹⁵ Mukherjee, D., Sarkar, S. K., Chowdhury, U. S. and Taneja, S. C., *Tetrahedron Lett.*, **2007**, *48*, 663.
- ⁹⁶ Appleton, J. E., Dack, K. N., Green, A. D. and Stelle, J., *Tetrahedron Lett.*, **1993**, *34*, 1529.
- ⁹⁷ 'Carbon-carbon alkylations with amines and ammonium salts', Brewster, J. H. and Eliel, E. L., *Org. Reactions*, **1953**, *7*, 99.
- ⁹⁸ Swaminathan, S. and Narisimhan, K., *Chem. Ber.*, **1966**, *99*, 889.
- ⁹⁹ Kühn, H. and Stein, O., *Chem. Ber.*, **1937**, *70*, 567.
- ¹⁰⁰ Kozikowski, A. P. and Ishida, H., *Heterocycles*, **1980**, *14*, 55.
- ¹⁰¹ Yadav, J. S., Reddy, B. V. S., Vishnumurthy, P. and Premalatha, K., *Synthesis*, **2008**, 719.
- ¹⁰² Xie, W., Bloomfield, K. M., Jin, Y., Dolney, N. Y. and Wang, G. P., *Synlett*, **1999**, 498.
- ¹⁰³ Jiang, B. and Huang, Z.-G., *Synthesis*, **2005**, 2198.
- ¹⁰⁴ Lei, F., Chen, Y.-J., Sui, Y., Liu, L. and Wang, D., *Synlett*, **2003**, 1160.
- ¹⁰⁵ Ballini, R., Palmieri, A., Petrini, M. and Torregiani, E., *Org. Lett.*, **2006**, *8*, 4093; Petrini, M. and Shaikh, R. R., *Tetrahedron Lett.*, **2008**, *49*, 5645.
- ¹⁰⁶ 'The acid-catalysed polymerisation of pyrroles and indoles', Smith, G. F., *Adv. Heterocycl. Chem.*, **1963**, *2*, 287.
- ¹⁰⁷ Bocchi, V. and Palla, G., *Tetrahedron*, **1984**, *40*, 3251.
- ¹⁰⁸ Hahn, G. and Ludewig, H., *Chem. Ber.*, **1934**, *67*, 2031.
- ¹⁰⁹ Narayanan, K. and Cook, J. M., *Tetrahedron Lett.*, **1990**, *31*, 3397.
- ¹¹⁰ Kawate, T., Yamada, H., Matsumizu, M., Nishida, A. and Nakagawa, M., *Synlett*, **1997**, 761.
- ¹¹¹ Jia, Y.-X., Xie, J.-H., Duan, H.-F., Wang, L.-X. and Zhou, Q.-L., *Org. Lett.*, **2006**, *8*, 1621.
- ¹¹² Hodson, H. F. and Smith, G. F., *J. Chem. Soc.*, **1957**, 3546.
- ¹¹³ Kirby, G. W. and Shah, S. W., *J. Chem. Soc., Chem. Commun.*, **1965**, 381.
- ¹¹⁴ Harrington, P. J. and Hegedus, L. S., *J. Org. Chem.*, **1984**, *49*, 2657.
- ¹¹⁵ Zheng, Q., Yang, Y. and Martin, A. R., *Tetrahedron Lett.*, **1993**, *34*, 2235.
- ¹¹⁶ Brown, M. A. and Kerr, M. A., *Tetrahedron Lett.*, **2001**, *42*, 983.
- ¹¹⁷ (a) Holins, R. A., Colnaga, L. A., Salim, V. M. and Seidl, M. C., *J. Heterocycl. Chem.*, **1979**, *16*, 993; (b) Somei, M., Yamada, F., Kunimoto, M. and Kaneko, C., *Heterocycles*, **1984**, *22*, 797.
- ¹¹⁸ Somei, M., Hasegawa, T. and Kaneko, C., *Heterocycles*, **1983**, *20*, 1983; Somei, M. and Yamada, F., *Chem. Pharm. Bull.*, **1984**, *32*, 5064.
- ¹¹⁹ Yamada, F. and Somei, M., *Heterocycles*, **1987**, *26*, 1173.
- ¹²⁰ Somei, M., Yamada, F., Hamada, H. and Kawasaki, T., *Heterocycles*, **1989**, *29*, 643.
- ¹²¹ Nakagawa, M., Kato, S., Kataoka, S. and Hino, T., *J. Am. Chem. Soc.*, **1979**, *101*, 3136.
- ¹²² Chien, C.-S., Hasegawa, A., Kawasaki, T. and Sakamoto, M., *Chem. Pharm. Bull.*, **1986**, *34*, 1493.
- ¹²³ Dolby, L. J. and Booth, D. L., *J. Am. Chem. Soc.*, **1966**, *88*, 1049.
- ¹²⁴ Balogh-Hergovich, E. and Speier, G., *Tetrahedron Lett.*, **1982**, *23*, 4473.
- ¹²⁵ Yukimasa, H., Sawai, H. and Takizawa, T., *Chem. Pharm. Bull.*, **1979**, *27*, 551.
- ¹²⁶ Mudry, C. A. and Frasca, A. R., *Tetrahedron*, **1973**, *29*, 603.
- ¹²⁷ Szabó-Pusztay, K. and Szabó, L., *Synthesis*, **1979**, 276.
- ¹²⁸ López-Alvarado, P., Steinhoff, J., Miranda, S., Avendaño, C. and Menéndez, J. C., *Synlett*, **2007**, 2792.
- ¹²⁹ Suárez-Castillo, O. R., Sánchez-Zavala, M., Meléndez-Rodríguez, M., Castelan-Duarte, L. E., Morales-Ríos, M. S. and Joseph-Nathan, P., *Tetrahedron*, **2006**, *62*, 3040.

- 130 Wojciechowski, K. and Makosza, M., *Synthesis*, **1989**, 106.
- 131 Akai, S., Kawashita, N., Wada, Y., Satoh, H., Alinejad, A.H., Kakiguchi, K., Kuriwaki, I. and Kita, Y., *Tetrahedron Lett.*, **2006**, *47*, 1881.
- 132 Roy, S. and Gribble, G. W., *Tetrahedron Lett.*, **2005**, *46*, 1325.
- 133 Yagil, G., *Tetrahedron*, **1967**, *23*, 2855; Scott, W. J., Bover, W. J., Bratin, K. and Zuman, P., *J. Org. Chem.*, **1976**, *41*, 1952.
- 134 Nunomoto, S., Kawakami, Y., Yamashita, Y., Takeuchi, H. and Eguchi, S., *J. Chem. Soc., Perkin Trans. 1*, **1990**, 111.
- 135 Reinecke, M. G., Sebastian, J. F., Johnson, H. W. and Pyun, C., *J. Org. Chem.*, **1972**, *37*, 3066.
- 136 Rubottom, G. M. and Chabala, J. C., *Synthesis*, **1972**, 566.
- 137 Barco, A., Benetti, S., Pollini, G. P. and Baraldi, P. G., *Synthesis*, **1976**, 124.
- 138 Bombrun, A. and Casi, G., *Tetrahedron Lett.*, **2002**, *43*, 2187.
- 139 Shieh, W.-C., Dell, S., Bach, A., Repic, O. and Blacklock, T. J., *J. Org. Chem.*, **2003**, *68*, 1954.
- 140 Bremner, J. B., Samosorn, S. and Ambrus, J. I., *Synthesis*, **2004**, 2653.
- 141 Katritzky, A. R., Khelashvili, L., Mohapatra, P. P. and Steel, P. J., *Synthesis*, **2007**, 3673.
- 142 Illi, V. O., *Synthesis*, **1979**, 387; Santaniello, E., Farachi, C. and Ponti, F., *ibid.*, **1979**, 617.
- 143 Illi, V. O., *Synthesis*, **1979**, 136.
- 144 'The indole Grignard reagents', Heacock, R. A. and Kaspárek, S., *Adv. Heterocycl. Chem.*, **1969**, *10*, 43.
- 145 Bergman, J. and Venemalm, L., *Tetrahedron*, **1990**, *46*, 6061.
- 146 Ayer, W. A., Craw, P. A., Ma, Y. and Miao, S., *Tetrahedron*, **1992**, *48*, 2919.
- 147 Yang, C. X., Patel, H. H., Ku, Y.-Y., Shah, R. and Sawick, D., *Synth. Commun.*, **1997**, *27*, 2125.
- 148 Ezquerro, J., Pedregal, C., Lamas, C., Pastor, A., Alvarez, P. and Vaquero, J. J., *Tetrahedron Lett.*, **1996**, *37*, 683.
- 149 Fishwick, C. W. G., Jones, A. D. and Mitchell, M. B., *Heterocycles*, **1991**, *32*, 685; Onistschenko, A. and Stamm, H., *Chem. Ber.*, **1989**, *122*, 2397.
- 150 Chakraborty, M., Kundu, T. and Harigaya, Y., *Synth. Commun.*, **2006**, *36*, 2069.
- 151 Suárez-Castillo, O. R., Montiel-Ortega, L. A., Meléndez-Rodríguez, M. and Sánchez-Zavala, M., *Tetrahedron Lett.*, **2007**, *48*, 17.
- 152 Haskins, C. M. and Knight, D. W., *Tetrahedron Lett.*, **2004**, *45*, 599.
- 153 Bajwa, J. S., Chen, G.-P., Prasad, K., Repic, O. and Blacklock, T. J., *Tetrahedron Lett.*, **2006**, *47*, 6435.
- 154 Hong, X., Mejía-Oneto, J. M., France, S. and Padwa, A., *Tetrahedron Lett.*, **2006**, *47*, 2409.
- 155 Largeron, M., Farrell, B., Rousseau, J.-F., Fleury, M.-B., Potier, P. and Dodd, R. H., *Tetrahedron Lett.*, **2000**, *41*, 9403.
- 156 Shirley, D. A. and Roussel, P. A., *J. Am. Chem. Soc.*, **1953**, *75*, 375.
- 157 Sundberg, R. J. and Russell, H. F., *J. Org. Chem.*, **1973**, *38*, 3324.
- 158 Katritzky, A. R. and Akutagawa, K., *Tetrahedron Lett.*, **1985**, *26*, 5935.
- 159 Hasan, I., Marinelli, E. R., Lin, L.-C. C., Fowler, F. W. and Levy, A. B., *J. Org. Chem.*, **1981**, *46*, 157.
- 160 Hlasla, D. J. and Bell, M. R., *Heterocycles*, **1989**, *29*, 849; Katritzky, A. R., Lue, P. and Chen, Y.-X., *J. Org. Chem.*, **1990**, *55*, 3688.
- 161 Edwards, M. P., Doherty, A. M., Ley, S. V. and Organ, H. M., *Tetrahedron*, **1986**, *42*, 3723.
- 162 Somei, M. and Kobayashi, T., *Heterocycles*, **1992**, *34*, 1295.
- 163 Kondo, Y., Yoshida, A. and Sakamoto, T., *J. Chem. Soc., Perkin Trans. 1*, **1996**, 2331.
- 164 Vazquez, E., Davies, I. W. and Payack, J. F., *J. Org. Chem.*, **2002**, *67*, 7551; Vazquez, E. and Payack, J. F., *Tetrahedron Lett.*, **2004**, *45*, 6549.
- 165 Jiang, J. and Gribble, G. W., *Tetrahedron Lett.*, **2002**, *43*, 4115.
- 166 Yokoyama, Y., Uchida, M. and Murakami, Y., *Heterocycles*, **1989**, *29*, 1661.
- 167 Klingebiel, U., Luttke, W., Noltemeyer, M. and Schmidt, H. G., *J. Organometal. Chem.*, **1993**, *456*, 41.
- 168 Matsuzono, M., Fukuda, T. and Iwao, M., *Tetrahedron Lett.*, **2001**, *42*, 7621.
- 169 Fukuda, T., Mine, Y. and Iwao, M., *Tetrahedron*, **2001**, *57*, 975.
- 170 Buttery, C. D., Jones, R. G. and Knight, D. W., *J. Chem. Soc., Perkin Trans. 1*, **1993**, 1425; Fisher, L. E., Labadie, S. S., Reuter, D. C. and Clark, R. D., *J. Org. Chem.*, **1995**, *60*, 6224.
- 171 Saulnier, M. G. and Gribble, G. W., *Tetrahedron Lett.*, **1983**, *24*, 5435.
- 172 Iwao, M., *Heterocycles*, **1993**, *36*, 29; Iwao, M. and Motoi, O., *Tetrahedron Lett.*, **1995**, *36*, 5929.
- 173 Pérez-Serrano, L., Casarrubios, L., Domínguez, G., Freire, G. and Pérez-Castells, J., *Tetrahedron*, **2002**, *58*, 5407.
- 174 Griffen, E. J., Roe, D. G. and Snieckus, V., *J. Org. Chem.*, **1995**, *60*, 1484.
- 175 Fukuda, T., Maeda, R. and Iwao, M., *Tetrahedron*, **1999**, *55*, 9151.
- 176 Hartung, C. G., Fecher, A., Chapell, B. and Snieckus, V., *Org. Lett.*, **2003**, *5*, 1899.
- 177 Liu, Y. and Gribble, G. W., *Tetrahedron Lett.*, **2002**, *43*, 7135.
- 178 Saulnier, M. G. and Gribble, G. W., *J. Org. Chem.*, **1982**, *47*, 757.
- 179 Amat, M., Seffar, F., Llor, N. and Bosch, J., *Synthesis*, **2001**, 267.
- 180 Wynne, J. H. and Stalick, W. M., *J. Org. Chem.*, **2002**, *67*, 5850.
- 181 Conway, S. C. and Gribble, G. W., *Heterocycles*, **1990**, *30*, 627.
- 182 Amat, M., Hadida, S., Sathyanarayana, S. and Bosch, J., *J. Org. Chem.*, **1994**, *59*, 10.
- 183 Rubiralta, M., Casamitjana, N., Grierson, D. S. and Husson, H.-P., *Tetrahedron*, **1988**, *44*, 443.
- 184 Johnson, D. A. and Gribble, G. W., *Heterocycles*, **1986**, *24*, 2127.
- 185 Kondo, Y., Yoshida, A., Sato, S. and Sakamoto, T., *Heterocycles*, **1996**, *42*, 105.
- 186 Kondo, Y., Takazawa, N., Yoshida, A. and Sakamoto, T., *J. Chem. Soc., Perkin Trans. 1*, **1995**, 1207.
- 187 Herbert, J. M. and Maggiani, M., *Synth. Commun.*, **2001**, *31*, 947.
- 188 Moyer, M. P., Shiurba, J. F. and Rapoport, H., *J. Org. Chem.*, **1986**, *51*, 5106.
- 189 Kanaoka, T., Aiura, M. and Hariya, S., *J. Org. Chem.*, **1971**, *36*, 458.
- 190 Byers, J. H., Campbell, J. E., Knapp, F. H. and Thissell, J. G., *Tetrahedron Lett.*, **1999**, *40*, 2677.
- 191 Chuang, C.-P. and Wang, S.-F., *Synlett*, **1995**, 763.
- 192 Ziegler, F. E. and Jeronic, L. O., *J. Org. Chem.*, **1991**, *56*, 3479.

- ¹⁹³ Aboutayab, K., Caddick, S., Jenkins, K., Joshi, S. and Khan, S., *Tetrahedron*, **1996**, 52, 11329.
- ¹⁹⁴ Caddick, S., Aboutayab, K., Jenkins, K. and West, R. I., *J. Chem. Soc., Perkin Trans. 1*, **1996**, 675.
- ¹⁹⁵ Dobbs, A. P., Jones, K. and Veal, K. T., *Tetrahedron Lett.*, **1995**, 36, 4857.
- ¹⁹⁶ Dohi, T., Morimoto, K., Kiyono, Y., Tohma, H. and Kita, Y., *Org. Lett.*, **2003**, 7, 537.
- ¹⁹⁷ O'Brien, S. and Smith, D. C. C., *J. Chem. Soc.*, **1960**, 4609; Remers, W. A., Gibb, G. J., Pidococks, C. and Weiss, M. J., *J. Org. Chem.*, **1971**, 36, 279; Ashmore, J. W. and Helmkamp, G. K., *Org. Prep. Proc. Int.*, **1976**, 8, 223.
- ¹⁹⁸ Barrett, A. G. M., Dauzonne, D., O'Neil, I. A. and Renaud, A., *J. Org. Chem.*, **1984**, 49, 4409.
- ¹⁹⁹ Dolby, L. J. and Gribble, G. W., *J. Heterocycl. Chem.*, **1966**, 3, 124.
- ²⁰⁰ Lanzilotti, A. E., Littell, R., Fanshawe, W. J., McKenzie, T. C. and Lovell, F. M., *J. Org. Chem.*, **1979**, 44, 4809.
- ²⁰¹ Gribble, G. W. and Hoffman, J. H., *Synthesis*, **1977**, 859.
- ²⁰² Butula, I. and Kuhn, R., *Angew. Chem., Int. Ed. Engl.*, **1968**, 7, 208.
- ²⁰³ Coulton, S., Gilchrist, T. L. and Graham, K., *Tetrahedron*, **1997**, 53, 791.
- ²⁰⁴ Gillespie, R. J. and Porter, A. E. A., *J. Chem. Soc., Chem. Commun.*, **1979**, 50.
- ²⁰⁵ Gibe, R. and Kerr, M. A., *J. Org. Chem.*, **2002**, 67, 6247.
- ²⁰⁶ Dehaen, W. and Hassner, A., *J. Org. Chem.*, **1991**, 56, 896.
- ²⁰⁷ Benson, S. C., Li, J.-H. and Snyder, J. K., *J. Org. Chem.*, **1992**, 57, 5285.
- ²⁰⁸ Omote, Y., Harada, K., Tomotake, A. and Kashima, C., *J. Heterocycl. Chem.*, **1984**, 21, 1841.
- ²⁰⁹ Wenkert, E., Moeller, P. D. R. and Piettre, S. R., *J. Am. Chem. Soc.*, **1988**, 110, 7188.
- ²¹⁰ Biolatto, B., Kneeteman, M. and Mancini, P., *Tetrahedron Lett.*, **1999**, 40, 3343.
- ²¹¹ Roy, S., Kishbaugh, T. L. S., Jasinski, J. P. and Gribble, G. W., *Tetrahedron Lett.*, **2007**, 48, 1313.
- ²¹² 'Cycloaddition reactions with vinyl heterocycles', Sepúlveda-Arques, J., Abarca-González, B. and Medio-Simón, M., *Adv. Heterocycl. Chem.*, **1995**, 63, 339.
- ²¹³ Pindur, U. and Eitel, M., *Helv. Chim. Acta*, **1988**, 71, 1060; Pindur, U., Eitel, M. and Abdoust-Houshang, E., *Heterocycles*, **1989**, 29, 11.
- ²¹⁴ Saroja, B. and Srinivasan, P. C., *Synthesis*, **1986**, 748; Eberle, M. K., Shapiro, M. J. and Stucki, R., *J. Org. Chem.*, **1987**, 52, 4661.
- ²¹⁵ Simoji, Y., Saito, F., Tomita, K. and Morisawa, Y., *Heterocycles*, **1991**, 32, 2389.
- ²¹⁶ Benson, S. C., Lee, L. and Snyder, J. K., *Tetrahedron Lett.*, **1996**, 37, 5061.
- ²¹⁷ Wan, Z.-K., and Snyder, J. K., *Tetrahedron Lett.*, **1998**, 39, 2487.
- ²¹⁸ Benson, S. C., Palabrica, C. A. and Snyder, J. K., *J. Org. Chem.*, **1987**, 2 5, 4610; Daly, K., Nomak, R. and Snyder, J. K., *Tetrahedron Lett.*, **1997**, 38, 8611.
- ²¹⁹ Santos, P. F., Lobo, A. M. and Prabhakar, S., *Tetrahedron Lett.*, **1995**, 36, 8099.
- ²²⁰ Raucher, S. and Klein, P., *J. Org. Chem.*, **1986**, 51, 123.
- ²²¹ Davis, P. D. and Neckers, D. C., *J. Org. Chem.*, **1980**, 45, 456.
- ²²² Weedon, A. C. and Zhang, B., *Synthesis*, **1992**, 95.
- ²²³ Julian, D. R. and Tringham, G. D., *J. Chem. Soc., Chem. Commun.*, **1973**, 13; Julian, D. R. and Foster, R., *J. Chem. Soc., Chem. Commun.*, **1973**, 311.
- ²²⁴ Thesing, J. and Semler, G., *Justus Liebigs Ann. Chem.*, **1964**, 680, 52.
- ²²⁵ Bailey, A. S., Haxby, J. B., Hilton, A. N., Peach, J. M. and Vandrevala, M. H., *J. Chem. Soc., Perkin Trans. 1*, **1981**, 382.
- ²²⁶ Katritzky, A. R. and Akutagawa, K., *J. Am. Chem. Soc.*, **1986**, 108, 6808.
- ²²⁷ Inagaki, S., Nishizawa, Y., Suguira, T. and Ishihara, H., *J. Chem. Soc., Perkin Trans. 1*, **1990**, 179; Naruse, Y., Ito, Y. and Inagaki, S., *J. Org. Chem.*, **1991**, 56, 2256.
- ²²⁸ Pal, M., Dakarapu, R. and Padakanti, S., *J. Org. Chem.*, **2004**, 69, 2913.
- ²²⁹ Thesing, J. and Schülde, F., *Chem. Ber.*, **1952**, 85, 324.
- ²³⁰ Howe, E. E., Zambito, A. J., Snyder, H. R. and Tishler, M., *J. Am. Chem. Soc.*, **1945**, 67, 38.
- ²³¹ de la Herrán, G., Segura, A. and Csáky, A. G., *Org. Lett.*, **2007**, 9, 961.
- ²³² Allbright, J. D. and Snyder, H. R., *J. Am. Chem. Soc.*, **1959**, 81, 2239; Baciocchi, E. and Schiroli, A., *J. Chem. Soc (B)*, **1968**, 401.
- ²³³ Low, K. H. and Magomedov, N. A., *Org. Lett.*, **2005**, 7, 2003.
- ²³⁴ Leete, E., *J. Am. Chem. Soc.*, **1959**, 81, 6023; Littell, R. and Allen, G. R., *J. Org. Chem.*, **1973**, 38, 1504.
- ²³⁵ Yamada, F., Hashizumi, T. and Somei, M., *Heterocycles*, **1998**, 47, 509.
- ²³⁶ Chauder, B., Larkin, A. and Snieckus, V., *Org. Lett.*, **2002**, 4, 815.
- ²³⁷ Nagarathnam, D., *J. Heterocycl. Chem.*, **1992**, 29, 953; *idem*, *Synthesis*, **1992**, 743; Zhang, P., Liu, R. and Cook, J. M., *Tetrahedron Lett.*, **1995**, 36, 7411.
- ²³⁸ Challis, B. C. and Rzepa, H. S., *J. Chem. Soc., Perkin Trans. 2*, **1977**, 281.
- ²³⁹ Boger, D. and Patel, M., *J. Org. Chem.*, **1987**, 52, 3934.
- ²⁴⁰ Casini, G. and Goodman, L., *Canad. J. Chem.*, **1964**, 42, 1235; Cairncross, A., Roland, J. R., Henderson, R. M. and Sheppard, W. A., *J. Am. Chem. Soc.*, **1970**, 92, 3187.
- ²⁴¹ Hassinger, H. L., Soll, R. M. and Gribble, G. W., *Tetrahedron Lett.*, **1998**, 39, 3095.
- ²⁴² Miki, Y., Tada, Y., Yanase, N., Hachiken, H. and Matsushita, K., *Tetrahedron Lett.*, **1996**, 37, 7753; Miki, Y., Hachiken, H., Sugimoto, Y. and Yanase, N., *Heterocycles*, **1997**, 45, 1759.
- ²⁴³ Wieland, T. and Unger, O., *Chem. Ber.*, **1963**, 96, 253; Elliott, I. W. and Rivers, P., *J. Org. Chem.*, **1964**, 29, 2438; Nozoye, T., Nakai, T. and Kubo, A., *Chem. Pharm. Bull.*, **1977**, 25, 196.
- ²⁴⁴ Sun, L., Tran, N., Tang, F., App, H., Hirth, P., McMahon, G. and Tang, C., *J. Med. Chem.*, **1998**, 41, 2588.
- ²⁴⁵ Giovannini, E. and Portmann, P., *Helv. Chim. Acta*, **1948**, 31, 1375.
- ²⁴⁶ Schulte, K. E. Reisch, J. and Stoess, U., *Arch. Pharm (Weinheim)*, **1977**, 305, 523.
- ²⁴⁷ Comber, M. F. and Moody, C. J., *Synthesis*, **1992**, 731.
- ²⁴⁸ Bourlot, A. S., Desarbre, E. and Mérour, J.-Y., *Synthesis*, **1994**, 411.

- ²⁴⁹ 'Five membered monoheterocyclic compounds. The indigo group', Sainsbury, M., in Campbell, N., *Rodd's Chemistry of Carbon Compounds*, Vol IVB, Ch. 14, **1977** and Supplement, Ch. 14, **1985**.
- ²⁵⁰ Capon, B. and Kwok, F.-C., *J. Am. Chem. Soc.*, **1989**, *111*, 5346.
- ²⁵¹ Étienne, A., *Bull. Soc. Chim. France*, **1948**, 651.
- ²⁵² Arnold, R. D., Nutter, W. M. and Stepp, W. C., *J. Org. Chem.*, **1959**, *24*, 117.
- ²⁵³ Kawasaki, T., Nonaka, Y., Uemura, M. and Sakamoto, M., *Synthesis*, **1991**, 701.
- ²⁵⁴ Abramovitch, R. A. and Marko, A. M., *Canad. J. Chem.*, **1960**, *38*, 131; O'Sullivan, W. I. and Rothery, E. J., *Chem. Ind.*, **1972**, 849.
- ²⁵⁵ Hooper, M. and Pitkethly, W. N., *J. Chem. Soc., Perkin Trans. 1*, **1972**, 1607.
- ²⁵⁶ Conway, S. C. and Gribble, G. W., *Heterocycles*, **1990**, *30*, 627.
- ²⁵⁷ 'The chemistry of isatin', Popp, F. D., *Adv. Heterocycl. Chem.*, **1975**, *18*, 1.
- ²⁵⁸ Garden, S. J., Torres, J. C., Ferreira, A. A., Silva, R. B. and Pinto, A. C., *Tetrahedron Lett.*, **1997**, *39*, 1501.
- ²⁵⁹ Muchowski, J. M., *Canad. J. Chem.*, **1969**, *47*, 857.
- ²⁶⁰ Jackson, A. H., *Chem. Ind.*, **1965**, 1652.
- ²⁶¹ Gruda, I., *Canad. J. Chem.*, **1972**, *50*, 18.
- ²⁶² Bergman, J., *Acta. Chem. Scand.*, **1971**, *25*, 1277.
- ²⁶³ Lathourakis, G. E. and Litinas, K. E., *J. Chem. Soc., Perkin Trans. 1*, **1996**, 491.
- ²⁶⁴ Azizian, J., Karimi, A. R., Kazemizadeh, Z., Mohammadi, A. A. and Mohammadzadeh, M. R., *J. Org. Chem.*, **2005**, *70*, 1471; Yadav, J. S., Reddy, B. V. S., Jain, R. and Reddy, Ch. S., *Tetrahedron Lett.*, **2007**, *48*, 3295.
- ²⁶⁵ '1-Hydroxyindoles', Somei, A., *Heterocycles*, **1999**, *50*, 1157.
- ²⁶⁶ Kawasaki, T., Kodama, A., Nichida, T., Shimizu, K. and Somei, M., *Heterocycles*, **1991**, *32*, 221.
- ²⁶⁷ Somei, M., Yamada, F. and Morikawa, H., *Heterocycles*, **1997**, *46*, 91.
- ²⁶⁸ Somei, M., Kawasaki, T., Fukui, Y., Yamada, F., Kobayashi, T., Aoyama, H. and Shinmyo, D., *Heterocycles*, **1992**, *34*, 1877.
- ²⁶⁹ Somei, M., Yamada, F. and Yamamura, G., *Chem. Pharm. Bull.*, **1998**, *46*, 191.
- ²⁷⁰ Bird, C. W., *J. Chem. Soc.*, **1965**, 3490.
- ²⁷¹ Roy, S. and Gribble, G. W., *Tetrahedron Lett.*, **2008**, *49*, 1531.
- ²⁷² Sosnovsky, G. and Purgstaller, K., *Z. Naturforsch.*, **1989**, *44b*, 582; Klein, J. T., Davis, L., Olsen, G. E., Wong, G. S., Huger, F. P., Smith, C. P., Petko, W. W., Cornfeldt, M., Wilker, J. C., Blitzer, R. D., Landau, E., Haroutunian, V., Matrin, L. L. and Effland, R. C., *J. Med. Chem.*, **1996**, *39*, 570.
- ²⁷³ 'Synthesis and reactivity of 7-azaindole (1*H*-pyrrolo[2,3-*b*]pyridine)', Popowycz, F., Routier, S., Joseph, B. and Mérour, J.-Y., *Tetrahedron*, **2007**, *63*, 1031.
- ²⁷⁴ 'Synthesis and reactivity of 4-, 5- and 6-azaindoles', Popowycz, F., Mérour, J.-Y. and Joseph, B., *Tetrahedron*, **2007**, *63*, 8689.
- ²⁷⁵ Prokopov, A. A. and Yakhontov, L. N., *Khim. Geterotsikl. Soedin.*, **1978**, 496; Yakhontov, L. N., Azimov, V. A. and Lapan, E. I., *Tetrahedron Lett.*, **1969**, 1909.
- ²⁷⁶ Zhang, Z., Yang, Z., Wong, H., Zhu, J., Meanwell, N. A., Kadow, J. F. and Wang, T., *J. Org. Chem.*, **2002**, *67*, 6226.
- ²⁷⁷ Girgis, N. S., Larson, S. B., Robins, R. K. and Cottam, H. B., *J. Heterocycl. Chem.*, **1989**, *26*, 317.
- ²⁷⁸ Wang, X., Zhi, B., Baum, J., Chen, Y., Crockett, R., Huang, L., Heisenberg, S., Ng, J., Larsen, R., Martinelli, M. and Reider, P., *J. Org. Chem.*, **2006**, *71*, 4021.
- ²⁷⁹ Bisagni, E., Legraverend, M. and Lhoste, J.-M., *J. Org. Chem.*, **1982**, *47*, 1500.
- ²⁸⁰ Bourzat, J.-D. and Bisagni, E., *Bull. Soc. Chim. Fr.*, **1973**, *10*, 511.
- ²⁸¹ Desarbre, E., Coudret, S., Meheust, C. and Merour, J.-Y., *Tetrahedron*, **1997**, *53*, 3637.
- ²⁸² 'Practical methodologies for the synthesis of indoles', Humphrey, G. R. and Kuethe, J. T., *Chem. Rev.*, **2006**, *106*, 2875; 'Recent developments in indole ring synthesis-methodology and applications', Gribble, G. W., *J. Chem. Soc., Perkin Trans. 1*, **2000**, 1045.
- ²⁸³ 'The Fischer indole synthesis', Robinson, B., John Wiley & Sons, Ltd, Chichester, New York, **1982**; 'Progress in the Fischer indole reaction', Hughes, D. L., *Org. Prep. Proc. Int.*, **1993**, *25*, 607.
- ²⁸⁴ Shriner, R. L., Ashley, W. C. and Welch, E., *Org. Synth., Coll. Vol. III*, **1955**, 725.
- ²⁸⁵ Rogers, C. V. and Corson, B. B., *Org. Synth., Coll. Vol. IV*, **1963**, 884.
- ²⁸⁶ Murakami, Y., Yokoyama, Y., Miura, T., Hirasawa, H., Kamimura, Y. and Izaki, M., *Heterocycles*, **1984**, *22*, 1211; Baccolini, G. and Marotta, E., *Tetrahedron*, **1985**, *20*, 4615; Baccolini, G., Dalpozzo, R. and Todesco, P. E., *J. Chem. Soc., Perkin Trans. 1*, **1988**, 971; Dhakshinamoorthy, A. and Pitchumani, K., *Appl. Catal., A Gen.*, **2005**, *292*, 305.
- ²⁸⁷ Przheval'skii, N. M., Kostromina, L. Yu. and Grandberg, I. I., *Khim. Geterotsikl. Soedin.*, **1988**, *24*, 188 (*Chem. Abstr.*, **1988**, *109*, 210837).
- ²⁸⁸ Katritzky, A. R., Rachwal, S. and Bayyuk, S., *Org. Prep. Proc. Int.*, **1991**, *23*, 357.
- ²⁸⁹ Ockenden, D. W. and Schofield, K., *J. Chem. Soc.*, **1957**, 3175.
- ²⁹⁰ Rosenbaum, C., Röhrs, S., Müller, O. and Waldmann, H., *J. Med. Chem.*, **2005**, *48*, 1179.
- ²⁹¹ Lim, Y.-K. and Cho, C.-G., *Tetrahedron Lett.*, **2004**, *45*, 1857.
- ²⁹² Rosenbaum, C., Katzka, C., Marzinzik, A. and Waldmann, H., *Chem. Commun.*, **2003**, 1822.
- ²⁹³ Douglas, A. W., *J. Am. Chem. Soc.*, **1978**, *100*, 6463; *ibid.*, **1979**, *101*, 5676.
- ²⁹⁴ Posvic, H., Dombro, R., Ito, H. and Telinski, T., *J. Org. Chem.*, **1974**, *39*, 2575; Schiess, P. and Grieder, A., *Helv. Chim. Acta*, **1974**, *57*, 2643.
- ²⁹⁵ Miyata, O., Takeda, N., Kimura, Y., Takemoto, Y., Tohnai, N., Miyata, M. and Naito, T., *Tetrahedron*, **2006**, *62*, 3629.
- ²⁹⁶ Mills, K., Al Khawaja, I. K., Al-Saleh, F. S. and Joule, J. A., *J. Chem. Soc., Perkin Trans. 1*, **1981**, 636.
- ²⁹⁷ Zhao, D., Hughes, D. L., Bender, D. R., De Marco, A. M. and Reider, P. J., *J. Org. Chem.*, **1991**, *56*, 3001.
- ²⁹⁸ Campos, K. R., Woo, J. C. S., Lee, S. and Tillyer, R. D., *Org. Lett.*, **2004**, *6*, 79.
- ²⁹⁹ Marais, W. and Holzapfel, C. W., *Synth. Commun.*, **1998**, *28*, 3691.
- ³⁰⁰ Pausacker, K. H., *J. Chem. Soc.*, **1950**, 621.
- ³⁰¹ Liu, K. G., Robichaud, A. J., Lo, J. R., Mattes, J. F. and Cai, Y., *Org. Lett.*, **2006**, *8*, 5769.


- ³⁰² Wagaw, S., Yang, B. H. and Buchwald, S. L., *J. Am. Chem. Soc.*, **1998**, *120*, 6621.
- ³⁰³ Chae, J. and Buchwald, S. L., *J. Org. Chem.*, **2004**, *69*, 3336.
- ³⁰⁴ Cao, C., Shi, Y., and Odom, A. L., *Org. Lett.*, **2002**, *4*, 2853; Ahmed, M., Jackstell, R., Seayad, A. M., Klein, H. and Beller, M., *Tetrahedron Lett.*, **2004**, *45*, 869; Ackermann, L. and Born, R., *Tetrahedron Lett.*, **2004**, *45*, 9541; Khedkar, V., Tillack, A., Michalik, M. and Beller, M., *Tetrahedron*, **2005**, *61*, 7622.
- ³⁰⁵ Martin, P., *Helv. Chim. Acta*, **1984**, *67*, 1647; Toyota, M. and Fukumoto, K., *J. Chem. Soc., Perkin Trans. 1*, **1992**, 547.
- ³⁰⁶ Street, L. J., Baker, R., Castro, J. L., Chambers, M. S., Guiblin, A. R., Hobbs, S. C., Matassa, U. G., Reeve, A. J., Beer, M. S., Middlemiss, D. N., Noble, A. J., Stanton, J. A., Scholey, K. and Hargreaves, R. J., *J. Med. Chem.*, **1993**, *36*, 1529; Castro, J. L., Baker, R., Guiblin, A. R., Hobbs, S. C., Jenkins, M. R., Russell, M. G. N., Beer, M. S., Stanton, J. A., Scholey, K., Hargreaves, R. J., Graham, M. I. and Matassa, V. G., *J. Med. Chem.*, **1994**, *37*, 3023; Glenn, R. C., Martin, G. R., Hill, A. P., Hyde, R. M., Woollard, P. M., Salmon, J. A., Buckingham, J. and Robertson, A. D., *J. Med. Chem.*, **1995**, *38*, 3566.
- ³⁰⁷ Grandberg, I. L., *Chem. Heterocycl. Compd. (Engl. Transl.)* **1974**, *10*, 501.
- ³⁰⁸ Noland, W. E. and Baude, F. J., *Org. Synth., Coll. Vol. V*, **1973**, 567.
- ³⁰⁹ Allen, D. A., *Synth. Commun.*, **1999**, *29*, 447.
- ³¹⁰ Clark, R. D., Muchowski, J. M., Fisher, L. E., Flippin, L. A., Repke, D. B. and Souchet, M., *Synthesis*, **1991**, 871.
- ³¹¹ Rutherford, J. L., Rainka, M. P. and Buchwald, S. L., *J. Am. Chem. Soc.*, **2002**, *124*, 15168.
- ³¹² Chen, Y., Xie, X. and Ma, D., *J. Org. Chem.*, **2007**, *72*, 9329.
- ³¹³ Satoh, M., Miyaura, N. and Suzuki, A., *Synthesis*, **1987**, 373; Beugelmans, R. and Roussi, G., *J. Chem. Soc., Chem. Commun.*, **1979**, 950; Bard, R. B. and Bunnett, J. F., *J. Org. Chem.*, **1980**, *45*, 1546; Suzuki, H., Thiruvikraman, S. V. and Osuka, A., *Synthesis*, **1984**, 616; Sakagami, H. and Ogasawara, K., *Heterocycles*, **1999**, *51*, 1131.
- ³¹⁴ RajanBabu, T. V., Reddy, G. S. and Fukunage, T., *J. Am. Chem. Soc.*, **1985**, *107*, 5473.
- ³¹⁵ RajanBabu, T. V., Chenard, B. L. and Petti, M. A., *J. Org. Chem.*, **1986**, *51*, 1704.
- ³¹⁶ 'Leimgruber-Batcho indole synthesis', Clark, R. D. and Repke, D. B., *Heterocycles*, **1984**, *22*, 195; Batcho, A. D. and Leimgruber, W., *Org. Synth., Coll. Vol. 7*, **1990**, 34.
- ³¹⁷ Sin, J., Baxendale, I. R. and Ley, S. V., *Org. Biomol. Chem.*, **2004**, *2*, 160.
- ³¹⁸ Lloyd, D. H. and Nichols, D. E., *Tetrahedron Lett.*, **1983**, *24*, 4561; Haefliger, W. and Knecht, H., *ibid.*, **1984**, *25*, 285.
- ³¹⁹ Ponticello, G. S. and Baldwin, J. J., *J. Org. Chem.*, **1979**, *44*, 4003; Kozikowski, A. P., Ishida, H. and Chen, Y.-Y., *J. Org. Chem.*, **1980**, *45*, 3350; Somei, M., Saida, Y. and Komura, N., *Chem. Pharm. Bull.*, **1986**, *34*, 4116.
- ³²⁰ Rogers, C. B., Blum, C. A. and Murphy, B. P., *J. Heterocycl. Chem.*, **1987**, *24*, 941.
- ³²¹ Rajeswari, S., Drost, K. J. and Cava, M. P., *Heterocycles*, **1989**, *29*, 415.
- ³²² Sinhababu, A. K. and Borchardt, R. T., *J. Org. Chem.*, **1983**, *48*, 3347.
- ³²³ Ijaz, A. S. and Parrick, J., *Sci. Int. (Lahore)* **1989**, *1*, 364.
- ³²⁴ Söderberg, B. C. and Shriver, J. A., *J. Org. Chem.*, **1997**, *62*, 5838; Davies, I. W., Smitrovich, J. H., Sidler, R., Qu, C., Gresham, V. and Bazaral, C., *Tetrahedron*, **2005**, *61*, 6425; Söderberg, B. C. G., Banini, S. R., Turner, M. R., Minter, A. R. and Arrington, A. K., *Synthesis*, **2008**, 903; Scott, T. L., Burke, N., Carrero-Martínez, G. and Söderberg, B. C. G., *Tetrahedron*, **2007**, *63*, 1183.
- ³²⁵ Tsuji, Y., Kotachi, S., Huh, K.-T. and Watanabe, Y., *J. Org. Chem.*, **1990**, *55*, 580.
- ³²⁶ Cho, C. S., Kim, J. H., Kim, T.-J. and Shim, S. C., *Tetrahedron*, **2001**, *57*, 3321.
- ³²⁷ Fujita, K.-i., Yamamoto, K. and Yamaguchi, R., *Org. Lett.*, **2002**, *4*, 2691.
- ³²⁸ Sakamoto, T., Kondo, Y. and Yamanaka, H., *Heterocycles*, **1984**, *22*, 1347.
- ³²⁹ Tischler, A. N. and Lanza, T. J., *Tetrahedron Lett.*, **1986**, *27*, 1653.
- ³³⁰ Sakamoto, T., Kondo, Y., Iwashita, S., Nagano, T. and Yamanaka, H., *Chem. Pharm. Bull.*, **1988**, *36*, 1305; Rudisill, D. E. and Stille, J. K., *J. Org. Chem.*, **1989**, *54*, 5856.
- ³³¹ Arcadi, A., Cacchi, S. and Marinelli, F., *Tetrahedron Lett.*, **1986**, *27*, 6397.
- ³³² Yasuhara, A., Kanamori, Y., Kaneko, M., Numata, A., Kondo, Y. and Sakamoto, T., *J. Chem. Soc., Perkin Trans. 1*, **1999**, 529.
- ³³³ Rodriguez, A. L., Koradin, C., Dohle, W. and Knochel, P., *Angew. Chem. Int. Ed.*, **2000**, *39*, 2488; Koradin, C., Dohle, W., Rodriguez, A. L., Schmid, B. and Knochel, P., *Tetrahedron*, **2003**, *59*, 1571.
- ³³⁴ Zhang, Y., Donahue, J. P. and Li, C.-J., *Org. Lett.*, **2007**, *9*, 627.
- ³³⁵ Kim, J. S., Han, J. H., Lee, J. J., Jun, Y. M., Lee, B. M. and Kim, B. H., *Tetrahedron Lett.*, **2008**, *49*, 3733.
- ³³⁶ Hiroya, K., Itoh, S. and Sakamoto, T., *J. Org. Chem.*, **2004**, *69*, 1126; Hiroya, K., Itoh, S. and Sakamoto, T., *Tetrahedron*, **2005**, *61*, 10958.
- ³³⁷ Yin, Y., Ma, W., Chai, Z. and Zhao, G., *J. Org. Chem.*, **2007**, *72*, 5731.
- ³³⁸ Barluenga, J., Trincado, M., Rubio, E. and González, J. M., *Angew. Chem. Int. Ed.*, **2003**, *42*, 2406.
- ³³⁹ Amjad, M. and Knight, D. W., *Tetrahedron Lett.*, **2004**, *45*, 539.
- ³⁴⁰ Yue, D., Yao, T. and Larock, R. C., *J. Org. Chem.*, **2006**, *71*, 62.
- ³⁴¹ Kondo, Y., Sakamoto, T. and Yamanaka, H., *Heterocycles*, **1989**, *29*, 1013; 'The aminopalladation/reductive elimination domino reaction in the construction of functionalized indole rings', Battistuzzi, G., Cacchi, S. and Fabrizi, G., *Eur. J. Org. Chem.*, **2002**, 2671; Lu, B. Z., Zhao, W., Wei, H.-X., Dufour, M., Farina, V. and Senanayake, C. H., *Org. Lett.*, **2006**, *8*, 3271.
- ³⁴² Cacchi, S., Fabrizi, G. and Parisi, L. M., *Org. Lett.*, **2003**, *5*, 3843.
- ³⁴³ Hong, K. B., Lee, C. W. and Yum, E. K., *Tetrahedron Lett.*, **2004**, *45*, 693.
- ³⁴⁴ Palimkar, S. S., Kumar, P. H., Lahoti, R. J. and Srinivasan, K. V., *Tetrahedron*, **2006**, *62*, 5109.
- ³⁴⁵ Ackermann, L., Kaspar, L. T. and Gschrei, C. J., *Chem. Commun.*, **2004**, 2824.
- ³⁴⁶ Larock, R. C., Yum, E. K. and Refvik, M. D., *J. Org. Chem.*, **1998**, *63*, 7652.
- ³⁴⁷ Roschangar, F., Liu, J., Estanove, E., Dufour, M., Rodríguez, S., Farina, V., Hickey, E., Hossain, A., Jones, P.-J., Lee, H., Lu, B. Z., Varsolona, R., Schröder, J., Beaulieu, P., Gillard, J. and Senanayake, C. H., *Tetrahedron Lett.*, **2008**, *49*, 363.
- ³⁴⁸ Allen, C. F. H. and VanAllan, J., *Org. Synth., Coll. Vol. III*, **1955**, 597; Tyson, F. T., *ibid.*, 479.
- ³⁴⁹ Houlihan, W. J., Parrino, V. A. and Uike, Y., *J. Org. Chem.*, **1981**, *46*, 4511.

- 350 Eitel, M. and Pindur, U., *Synthesis*, **1989**, 364; Prasitpan, N., Patel, J. N., De Croos, P. Z., Stockwell, B. L., Manavalan, P., Kar, L., Johnson, M. E. and Currie, B. L., *J. Heterocycl. Chem.*, **1992**, 29, 335; Taira, S'i., Danjo, H. and Imamoto, T., *Tetrahedron Lett.*, **2002**, 43, 2885.
- 351 Bartoli, G., Bosco, M., Dalpozzo, R. and Todesco, P. E., *J. Chem. Soc., Chem. Commun.*, **1988**, 807.
- 352 Smith, A. B., Visnick, M., Haseltine, J. N. and Sprengler, P. A., *Tetrahedron*, **1986**, 42, 2957.
- 353 Opatz, T. and Ferenc, D., *Org. Lett.*, **2006**, 8, 4473.
- 354 Ito, Y., Kobayashi, K. and Saegusa, T., *J. Am. Chem. Soc.*, **1977**, 99, 3532; *idem*, *J. Org. Chem.*, **1979**, 44, 2030; Ito, Y., Kobayashi, K., Seko, N. and Saegusa, T., *Bull. Chem. Soc. Jpn.*, **1984**, 57, 73.
- 355 Campaigne, E. and Lake, R. D., *J. Org. Chem.*, **1959**, 24, 478.
- 356 Nordlander, J. E., Catalane, D. B., Kotian, K. D., Stevens, R. M. and Haky, J. E., *J. Org. Chem.*, **1981**, 46, 778; Sundberg, R. J. and Laurino, J. P., *ibid.*, **1984**, 49, 249.
- 357 Pchalek, K., Jones, A. W., Wekking, M. M. T. and Black, D. StC., *Tetrahedron*, **2005**, 61, 77.
- 358 Witulski, B., Alayrac, C. and Tevzadze-Saefel, L., *Angew. Chem. Int. Ed.*, **2003**, 42, 4257.
- 359 Kozikowski, A. P. and Cheng, X.-M., *Tetrahedron Lett.*, **1985**, 26, 4047; Yokoyama, Y., Suzuki, H., Matsumoto, S., Sunaga, Y., Tani, M. and Murakami, Y., *Chem. Pharm. Bull.*, **1991**, 39, 2830; Natsume, M. and Muratake, H., *Tetrahedron Lett.*, **1979**, 771; Muratake, H. and Natsume, M., *Tetrahedron Lett.*, **1987**, 28, 2265; Yamashita, A., Scahill, T. A. and Toy, A., *ibid.*, **1985**, 26, 2969; Muratake, H. and Natsume, M., *Heterocycles*, **1989**, 29, 771.
- 360 Muratake, H. and Natsume, M., *Heterocycles*, **1989**, 29, 783.
- 361 ten Have, R. and van Leusen, A. M., *Tetrahedron*, **1998**, 54, 1913.
- 362 Pirrung, M. C., Wedel, M. and Zhao, Y., *Synlett*, **2002**, 143.
- 363 Bartoli, G., Palmieri, G., Bosco, M. and Dalpozzo, R., *Tetrahedron Lett.*, **1989**, 30, 2129; Dodson, D., Todd, A. and Gilmore, J., *Synth. Commun.*, **1991**, 21, 611.
- 364 Dobbs, A., *J. Org. Chem.*, **2001**, 66, 638.
- 365 Bosco, M., Dalpozzo, R., Bartoli, G., Palmieri, G. and Petrini, M., *J. Chem. Soc., Perkin Trans. 2*, **1991**, 657; on solid support: Knepper, K. and Bräse, S., *Org. Lett.*, **2003**, 5, 2829.
- 366 Iida, H., Yuasa, Y. and Kibayashi, C., *J. Org. Chem.*, **1980**, 45, 2938; Sakamoto, T., Nagano, T., Kondo, Y. and Yamanaka, H., *Synthesis*, **1990**, 215.
- 367 Chen, C., Lieberman, D. R., Larsen, R. D., Verhoeven, T. R. and Reider, P. J., *J. Org. Chem.*, **1997**, 62, 2676.
- 368 Jia, X. and Zhu, J., *J. Org. Chem.*, **2006**, 71, 7826.
- 369 'The synthesis of 5-hydroxyindoles by the Nenitzescu reaction', Allen, G. R., *Org. React.*, **1973**, 20, 337.
- 370 Kuckländer, U., *Tetrahedron*, **1972**, 28, 5251.
- 371 Patrick, J. B. and Saunders, E. K., *Tetrahedron Lett.*, **1979**, 4009.
- 372 Gassman, P. G., Roos, J. J. and Lee, S. J., *J. Org. Chem.*, **1984**, 49, 717; Gassman, P. G. and von Bergen, T. J., *Org. Synth., Coll. Vol. VI*, **1988**, 601.
- 373 'New developments in the chemistry of low-valent titanium', Fürstner, A. and Bogdanovic, B., *Angew. Chem., Int. Ed. Engl.*, **1996**, 35, 2443.
- 374 Fürstner, A. and Ernst, A., *Tetrahedron*, **1995**, 51, 773.
- 375 'Development of a novel indole synthesis and its application to natural products synthesis', Kobayashi, Y., and Fukuyama, T., *J. Heterocycl. Chem.*, **1998**, 35, 1043.
- 376 Fukuyama, T., Chen, X. and Peng, G., *J. Am. Chem. Soc.*, **1994**, 116, 3127.
- 377 Tokuyama, H., Kaburagi, Y., Chen, X. and Fukuyama, T., *Synthesis*, **2000**, 429.
- 378 Sundberg, R. J., Russell, H. F., Ligon, W. F. and Lin, L.-S., *J. Org. Chem.*, **1972**, 37, 719.
- 379 Pelkey, E. T. and Gribble, G. W., *Tetrahedron Lett.*, **1997**, 38, 5603.
- 380 Knittel, D., *Synthesis*, **1985**, 186.
- 381 Galvez, J. E. and Garcia, F., *J. Heterocycl. Chem.*, **1984**, 21, 215.
- 382 Du, Y., Liu, R., Linn, G. and Zhao, K., *Org. Lett.*, **2006**, 8, 5919.
- 383 Schirok, H., *Synthesis*, **2008**, 1404.
- 384 Barberis, C., Gordon, T. D., Thomas, C., Zhang, X. and Cusack, K. P., *Tetrahedron Lett.*, **2005**, 46, 8877.
- 385 Willis, M. C., Brace, G. N. and Holmes, I. P., *Angew. Chem. Int. Ed.*, **2005**, 44, 403.
- 386 Lavrenov, S. N., Lakatos, S. A., Lysenkova, L. N., Korolev, A. M. and Preobrazhenskaya, M. N., *Synthesis*, **2002**, 320.
- 387 Inada, A., Nakamura, Y. and Morita, Y., *Chem. Lett.*, **1980**, 1287; Somei, M. and Saida, Y., *Heterocycles*, **1985**, 23, 3113.
- 388 Kawase, M., Miyake, Y. and Kikugawa, Y., *J. Chem. Soc., Perkin Trans. 1*, **1984**, 1401.
- 389 Ketcha, D. M., *Tetrahedron Lett.*, **1988**, 29, 2151.
- 390 Kuehne, M. E. and Hall, T. C., *J. Org. Chem.*, **1976**, 41, 2742.
- 391 Hino, T. and Taniguchi, M., *J. Am. Chem. Soc.*, **1978**, 100, 5564.
- 392 Karp, G. M., *Org. Prep. Proced. Int.*, **1992**, 25, 481.
- 393 Abramovitch, R. A. and Hey, D. H., *J. Chem. Soc.*, **1954**, 1697; Rutenberg, M. W. and Horning, E. C., *Org. Synth., Coll. Vol. IV*, **1963**, 620.
- 394 Doyle, M. P., Shanklin, M. S., Pho, H. Q. and Mahapatro, S. N., *J. Org. Chem.*, **1988**, 53, 1017.
- 395 Shaughnessy, K. H., Hamann, B. C. and Hartwig, J. F., *J. Org. Chem.*, **1998**, 63, 6546.
- 396 van Alphen, J., *Recl. Trav. Chim. Pays-Bas*, **1942**, 61, 888; Su, H. C. F. and Tsou, K. C., *J. Am. Chem. Soc.*, **1960**, 82, 1187.
- 397 Rodríguez-Domínguez, J. C., Balbuzano-Deus, A., López-López, M. A. and Kirsch, G., *J. Heterocycl. Chem.*, **2007**, 44, 273.
- 398 Hendrickson, J. B. and Hussoin, Md. S., *J. Org. Chem.*, **1989**, 54, 1144.
- 399 Sugawara, T., Adachi, M., Sasakura, K. and Kitagawa, A., *J. Org. Chem.*, **1979**, 44, 578; Nimtz, M. and Häflinger, G., *Liebig's Ann. Chem.*, **1987**, 765; Sasakura, K., Adachi, M. and Sugawara, T., *Synth. Commun.*, **1988**, 18, 265.
- 400 Marvel, C. S. and Hiers, G. S., *Org. Synth., Coll. Vol. I*, **1932**, 327; Kollmar, M., Parlitz, R., Oevers, S. R. and Helmchen, G., *Org. Synth.*, **2002**, 79, 196.
- 401 Rewcastle, G. W., Sutherland, H. S., Weir, C. A., Blackburn, A. G. and Denny, W. A., *Tetrahedron Lett.*, **2005**, 46, 8719.

- ⁴⁰² Cheng, Y., Zhan, Y.-H. and Meth-Cohn, O., *Synthesis*, **2002**, 34.
- ⁴⁰³ Wong, A., Kuethe, J. T. and Davies, I. W., *J. Org. Chem.*, **2003**, *68*, 9865.
- ⁴⁰⁴ Moody, C. J. and Rahimtoola, K. F., *J. Chem. Soc., Chem. Commun.*, **1990**, 1667.
- ⁴⁰⁵ Abramovitch, R. A. and Shapiro, D., *J. Chem. Soc.*, **1956**, 4589; Henecka, H., Timmler, H., Lorenz, R. and Geiger, W., *Chem. Ber.*, **1957**, *90*, 1060.
- ⁴⁰⁶ Ishibashi, H., Akamatsu, S., Iriyama, H., Hanaoka, K., Tabata, T. and Ikeda, M., *Chem. Pharm. Bull.*, **1994**, *42*, 271.
- ⁴⁰⁷ Garg, N. K., Sarpong, R. and Stoltz, B. M., *J. Am. Chem. Soc.*, **2002**, *124*, 13179.
- ⁴⁰⁸ Zhang, Z., Yang, Z., Meanwell, N. A., Kadow, J. F. and Wang, T., *J. Org. Chem.*, **2002**, *67*, 2345.
- ⁴⁰⁹ Debenham, S. D., Chan, A., Liu, K., Price, K. and Wood, H. B., *Tetrahedron Lett.*, **2005**, *46*, 2283.
- ⁴¹⁰ Ujjainwalla, F. and Warner, D., *Tetrahedron Lett.*, **1998**, *39*, 5355; McLaughlin, M., Palucki, M. and Davies, I. W., *Org. Lett.*, **2006**, *8*, 3307.
- ⁴¹¹ Xu, L., Lewis, I. R., Davidsen, S. K. and Summers, J. B., *Tetrahedron Lett.*, **1998**, *39*, 5159; Harcken, C., Ward, Y., Thomson, D. and Riether, D., *Synlett*, **2005**, 3121; de Mattos, M. C., Alatorre-Santamaría, S., Gotor-Fernández, V. and Gotor, V., *Synthesis*, **2007**, 2149; Sun, L.-P. and Wang, J.-X., *Synth. Commun.*, **2007**, *37*, 2187; Majumdar, K. C. and Mondal, S., *Tetrahedron Lett.*, **2007**, *48*, 6951.
- ⁴¹² Mahadevan, I. and Rasmussen, M., *J. Heterocycl. Chem.*, **1992**, *29*, 359.
- ⁴¹³ Zhu, J., Wong, H., Zhang, Z., Yin, Z., Meanwell, N. A., Kadow, J. F. and Wang, T., *Tetrahedron Lett.*, **2006**, *47*, 5653.
- ⁴¹⁴ Schirok, H., *J. Org. Chem.*, **2006**, *71*, 5538.
- ⁴¹⁵ Roy, P. J., Dufresne, C., Lachance, N., Leclerc, J.-P., Boisvert, M. and Wang, Z., *Synthesis*, **2005**, 2751; Roy, P., Boisvert, M. and Leblanc, Y., *Org. Synth.*, **2007**, *84*, 262.
- ⁴¹⁶ Mazéas, D., Guillaumet, G. and Viaud, M.-C., *Heterocycles*, **1999**, *50*, 1065.
- ⁴¹⁷ Dekhane, M., Potier, P. and Dodd, R. H., *Tetrahedron*, **1993**, *49*, 8139.

21

Benzo[*b*]thiophenes and Benzo[*b*]furans: Reactions and Synthesis

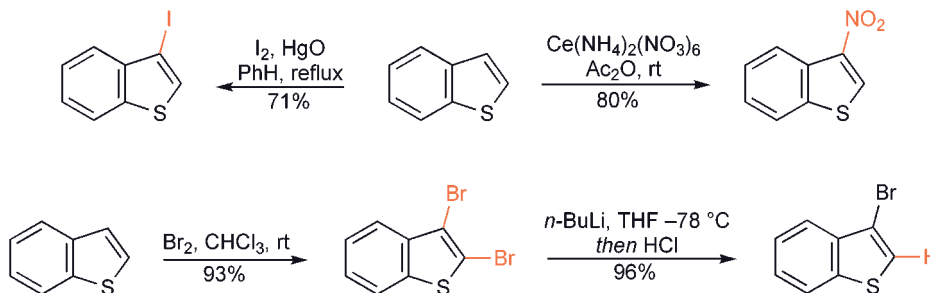


Benzo[*b*]thiophene¹ and benzo[*b*]furan,² frequently (and in the rest of this chapter) referred to simply as benzothiophene and benzofuran, are respectively the sulfur and oxygen analogues of indole, but have been much less fully studied.

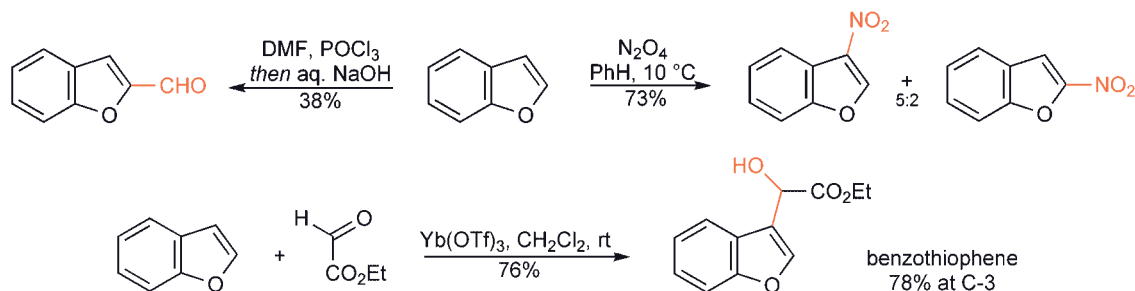
21.1 Reactions with Electrophilic Reagents

21.1.1 Substitution at Carbon

The electrophilic substitution of these systems is much less regioselective than that of indole, for which there is effectively complete selectivity of attack at C-3, even to the extent that the hetero-ring positions are only a little more reactive than some of the benzene ring positions. Measurements of detritiation of 2- and 3-triisobenzothiophenes in trifluoroacetic acid showed rates which are effectively the same for both hetero-ring positions.³ Nitric acid nitration of benzothiophene gives a mixture in which, although the main product is the 3-nitro derivative, lesser quantities of 2-nitro-, 4-nitro- 6-nitro- and 7-nitrobenzothiophenes are also all produced⁴ however ceric ammonium nitrate in acetic anhydride at room temperature produces a high yield of 3-nitrobenzothiophene.⁵ 2-Nitrobenzothiophene and 2-nitrobenzofuran can be obtained in good yields by the photo-promoted reaction of the corresponding 2-trimethylstannyl-heterocycles with dinitrogen tetroxide and tetranitromethane.⁶ Friedel–Crafts acetylation⁷ of benzothiophene gives a mixture of 3- and 2-acetyl-derivatives in a ratio of 7:3, however in other electrophilic substitutions the 3-isomer is the only product – iodination⁸ falls into this category. Controlled reaction of benzothiophene with bromine produces 3-bromobenzothiophene in moderate yield,⁹ however this compound is better prepared by room temperature, high-yielding 2,3-dibromination then regioselective metallation at C-2 and protonation.¹⁰



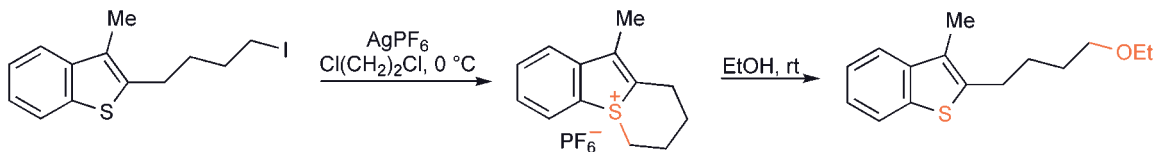
Benzofuran displays a lesser selectivity for 3-substitution: formylation of benzofuran gives only the 2-formyl-derivative,¹¹ and nitric acid nitration¹² produces 2-nitrobenzofuran, as does a combination of sodium nitrite and ceric ammonium nitrate (CAN)¹³ or in high yield, CAN in acetic anhydride.⁵ Dinitrogen tetroxide nitration produces a 5:2 mixture of 3- and 2-nitrobenzofurans, but an activating group on the benzene ring tips the balance and leads to benzene-ring substitution.¹⁴ Treatment of benzofuran with halogens results in 2,3-addition products; reaction with the interhalogen BrCl gives 2-bromo-3-chloro adducts; from these addition products, by base-promoted hydrogen halide elimination, 3-monohalo-benzofurans can be obtained in high yields.¹⁵ *N*-Bromosuccinimide smoothly 3-brominates 2-substituted benzofurans.¹⁶ Friedel–Crafts substitution is complicated for hetero-ring-unsubstituted benzofurans because typical catalysts tend to cause resinification, but 3-acylations¹⁷ are achieved using ferric chloride. Ytterbium-triflate-catalysed hydroxyalkylation by ethyl glyoxylate is efficient, and regioselective for C-3 for both benzothiophene and benzofuran.¹⁸



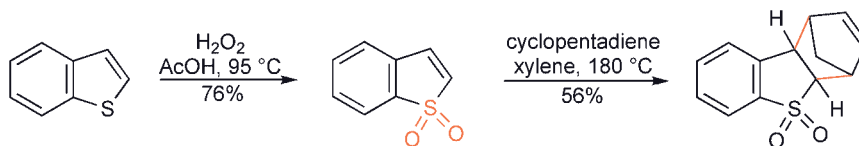
With substituents already present, the pattern of electrophilic substitution can be difficult to predict: some examples serve to illustrate this. Nitration of 2-bromobenzothiophene results in *ipso*-substitution and thus the formation of 2-nitrobenzothiophene, whereas 2-chlorobenzothiophene gives the 3-nitro-substitution product;¹⁹ nitration of 3-bromobenzothiophene proceeds in moderate yield to give the 2-nitro derivative.²⁰ On the other hand, 3-carboxy- or 3-acyl-benzothiophenes nitrate mainly in the benzene ring.²¹ Bromination²² and Friedel–Crafts substitution²³ of 3-methyl- and 2-methylbenzothiophenes takes place cleanly at the vacant hetero-ring position; similarly 2-bromobenzothiophene undergoes Vilsmeier formylation at C-3.²⁴ 3-Methoxybenzothiophene gives the corresponding 2-aldehyde under Vilsmeier conditions.²⁵

21.1.2 Addition to Sulfur in Benzothiophenes

Benzothiophenium salts²⁶ are produced by the reaction of the sulfur heterocycle with powerful alkylating reagents such as Meerwein salts; benzothiophenium salts can themselves act as powerful alkylating agents with fission of the C–S⁺ bond.²⁷

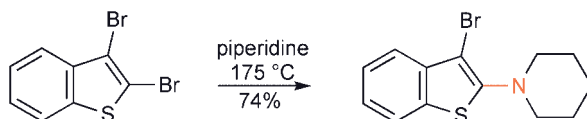


S-Oxidation produces 1,1-dioxides, which readily undergo cycloadditions as dienophiles,²⁸ or photodimerisation, the head-to-head dimer being the major product.²⁹ *S*-Oxidation of the sulfur using a microbiological method gives the *S*-oxide.³⁰



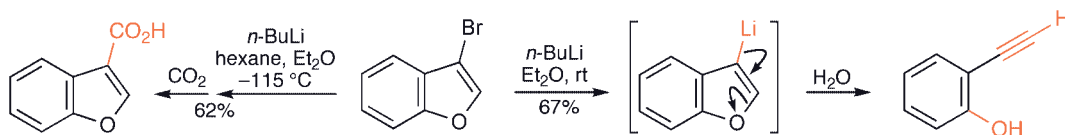
21.2 Reactions with Nucleophilic Reagents

Halogen at a benzothiophene 2-position is subject to displacement with amine nucleophiles,³¹ and, more easily than halogen at the 3-position.

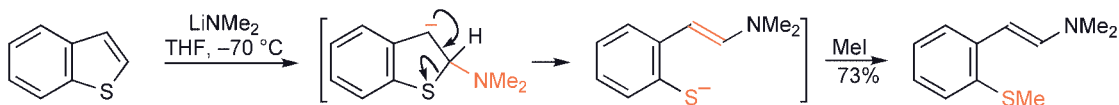


21.3 Metallation and Reactions of C-Metallated Benzothiophenes and Benzofurans

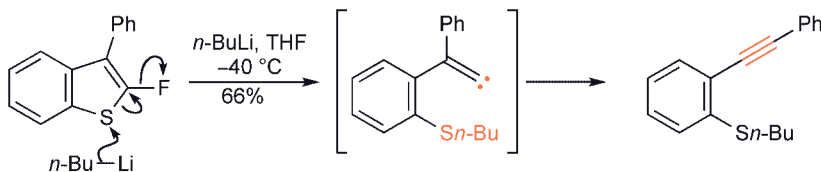
In some of the earliest uses of *n*-butyllithium, 2-lithiobenzofuran was obtained by metal–halogen exchange between the 2-bromo-heterocycle and *n*-butyllithium,³² or by metallation of benzofuran.³³ The generation of 3-metallated benzofurans generally results in fragmentation with the production of 2-hydroxyphenylacetylene at room temperature,^{34,98} though the 3-lithio derivative *can* be utilised by maintaining a very low temperature.³⁵ 2,3-Dibromobenzofuran lithiates at C-2.³⁶



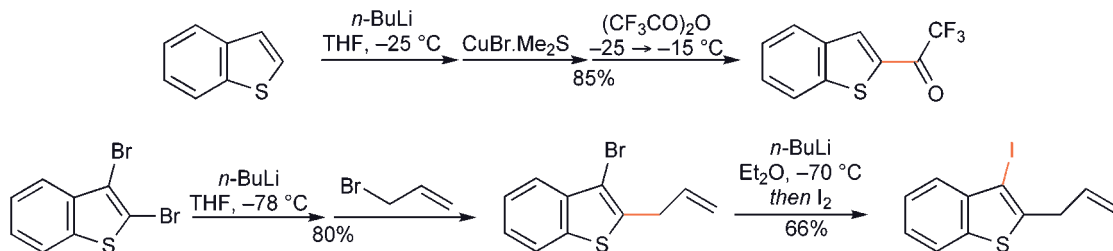
Sodium amide causes ring cleavage of benzothiophene to produce 2-ethynylphenyl thiol.³⁷ Ring opening in a rather different manner results from exposure of the heterocycle to lithium dimethylamide, followed by trapping with iodomethane, producing an enamine which must result from initial *addition* at C-2, perhaps by a minor pathway, but one which then leads to irreversible ring-opening elimination.³⁸



A ring opening can also be observed *via* butyllithium attack at sulfur.³⁹



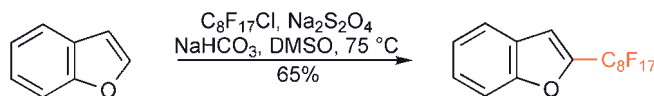
3-Lithio-benzothiophenes can be generated, and reacted with electrophiles, if the temperature is kept low.⁴⁰ Direct deprotonation of benzothiophenes follows the usual pattern for five-membered heterocycles and takes place adjacent to the heteroatom,⁴¹ and in concord with this pattern, metal–halogen exchange processes favour a 2- over a 3-halogen; the sequence below shows how this can be utilised to develop substituted benzothiophenes.⁴² 2-Lithiated reagents react with electrophiles: for example with *p*-toluenesulfonyl cyanide, 2-cyano derivatives are produced⁴³ and similarly, 2-trimethylstannylbenzofuran and -benzothiophene⁶ and benzofuran-2-⁴⁴ and benzothiophene-2-boronic acids⁴⁵ can be prepared.



Metallation of thiophene 2- and 3-esters takes place adjacent to the ester functionality, i.e. at C-3 and C-2, respectively.⁴⁶

21.4 Reactions with Radicals

There are few examples of radical substitution of benzofuran or benzothiophene: perfluoroalkylation of benzofuran is one such, as illustrated.⁴⁷ This process can also be applied to 2-substitution of thiophene, pyrrole, imidazole and indole.



21.5 Reactions with Oxidising and Reducing Agents

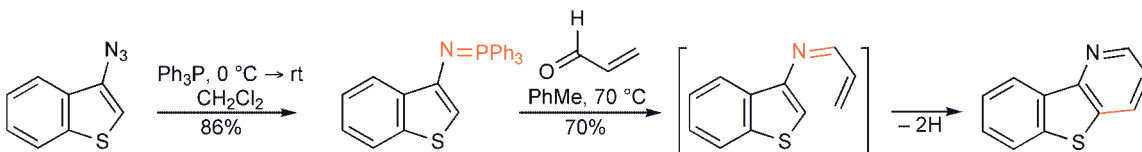
Hydrodesulfurisation of benzothiophenes is conveniently achieved using Raney nickel.⁴⁸ Reduction of the hetero-rings of both benzofuran and benzothiophene giving 2,3-dihydro derivatives, notably with retention of the sulfur in the latter case, can be achieved using triethylsilane in acidic solution,⁴⁹ or with hydrogen over colloidal rhodium.⁵⁰ Reductive cleavage of benzofuran to 2-hydroxystyrene is caused by lithium with 4,4'-di-*t*-butylbiphenyl (DTBB).⁵¹



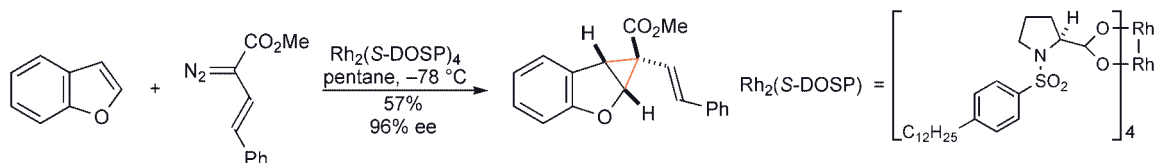
2,3-Dihydroxylation of benzofuran and benzothiophene giving *cis*-2,3-dihydro-2,3-dihydroxy derivatives can be achieved using *Pseudomonas putida*.⁵² Benzofurans can be epoxidised at the hetero-ring double bond with dimethyl dioxirane, or alternatively converted into dioxetanes by reaction of that double bond with singlet oxygen. Both oxidised species are unstable and undergo a variety of complex further processes.⁵³

21.6 Electrocyclic Reactions

2-⁵⁴ and 3-Vinyl-⁵⁵ benzofurans and benzothiophenes will serve as dienes in Diels–Alder cycloadditions, though under forcing conditions. The fusion of a pyridine ring onto benzothiophene can be achieved *via* a Staudinger reaction, using either 2- or 3-azides, to give phosphinimines, which undergo aza-Wittig condensations with unsaturated aldehydes, the ensuing electrocyclicisation being followed by spontaneous dehydrogenation.⁵⁶

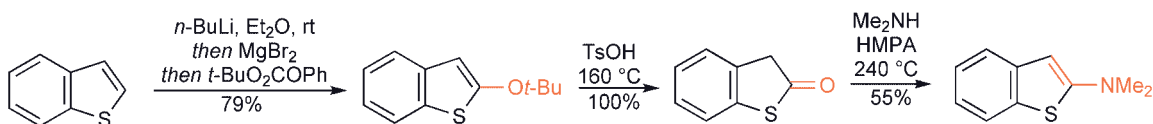


Rhodium-catalysed carbenoid addition to benzofuran using a chiral catalyst proceeds with high ee.⁵⁷

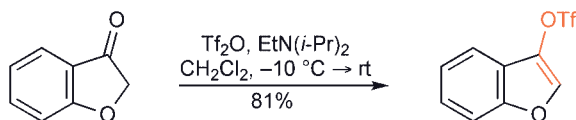


21.7 Oxy-⁵⁸ and Amino-Benzothiophenes and -Benzofurans

Benzothiophen-2-ones can be conveniently accessed by oxidation of 2-magnesio-benzothiophenes.⁵⁹ Benzothiophen-2-one will condense at the 3-position with aromatic aldehydes;⁶⁰ benzothiophen-3-one reacts comparably at its 2-position.⁶¹



Both benzofuran-2-one, known trivially in the older literature as coumaranone, and best viewed as a lactone, and the isomeric benzofuran-3-one, form ambident anions by deprotonation at a methylene group, the former⁶² requiring a stronger base than the latter.⁶³ Triflates suitable for metal-catalysed coupling processes are easily obtained from benzofuran-3-ones.⁶⁴



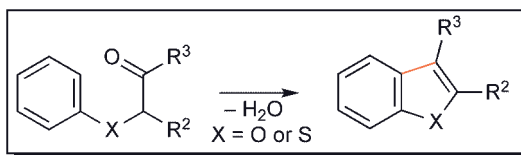
Little is known of simple 2- and 3-amino derivatives; 2-dialkylamino-benzothiophenes can be obtained by reaction of benzothiophene-2-thiol with secondary amines.^{23a} In many ways 2-aminobenzothiophene behaves like a normal aromatic amine, but diazotisation leads directly to benzothiophen-2-one.⁶⁵

21.8 Synthesis of Benzothiophenes and Benzofurans

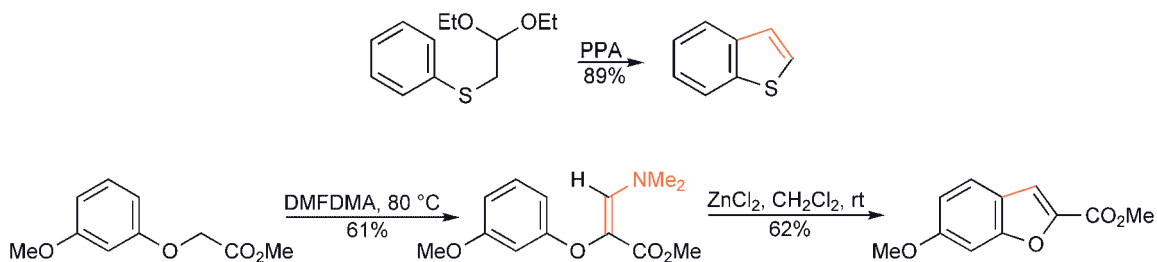
21.8.1 Ring Synthesis

21.8.1.1 From 2-Arylthio- or 2-Aryloxy-Aldehydes, -Ketones or -Acids

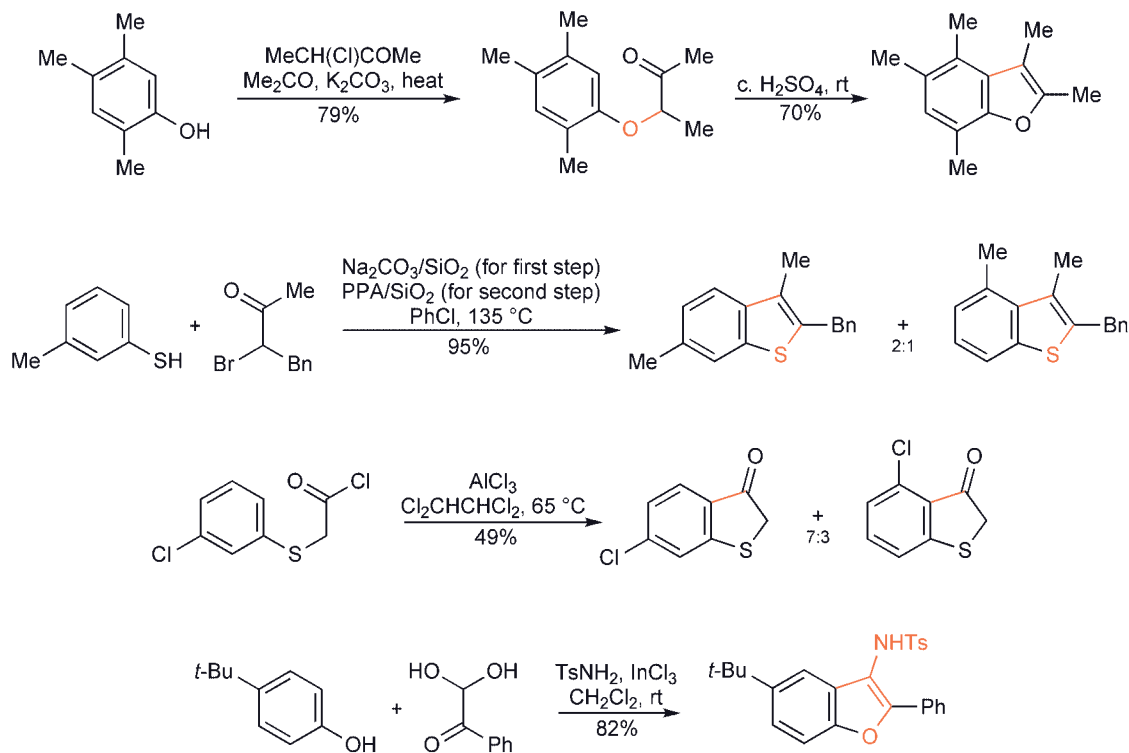
Cyclisation of 2-arylthio- or 2-aryloxy-aldehydes, -ketones or -acids *via* intramolecular electrophilic attack on the aromatic ring, with loss of water, creates the heterocyclic ring; this route is a common method for the ring synthesis of benzothiophenes.



In order to produce hetero-ring unsubstituted benzothiophenes⁶⁶ an arylthioacetaldehyde acetal is generally employed, prepared in turn, from bromoacetaldehyde acetal and the thiophenol. An exactly parallel sequence produces 2,3-unsubstituted benzofurans.⁶⁷ 2-Aryloxy-acetates (or 1-aryloxy-acetones) heated with DMFDMA, produce enamines which cyclise on treatment with zinc chloride, giving 3-unsubstituted benzofuran-2-carboxylates (3-unsubstituted 2-acetyl-benzofurans).⁶⁸

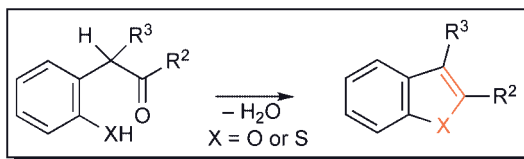


Comparable acid- (or Lewis acid) -catalysed ring closures of 2-arylthio-⁶⁹ and 2-aryloxy-⁷⁰ -ketones, and -2-arylthio-⁷¹ and 2-aryloxyacetyl-⁷² chlorides lead to 3-substituted heterocycles and 3-oxygenated heterocycles, respectively. It is possible to combine the preparation of the arylthio-ketone and the ring closure steps utilising two solid-supported reagents in a one-pot procedure, as illustrated.⁷³ Formation of 3-aryl-benzothiophenes by this route can be complicated by partial or complete isomerisation to the 2-aryl-heterocycle,⁷⁴ however using boron trifluoride as the Lewis acid produces *only* the 3-aryl-isomer.⁷⁵ 3-Tosylamino-benzofurans can be prepared from aryl glyoxal hydrates.⁷⁶

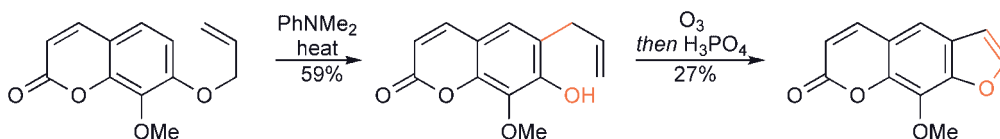


21.8.1.2 From 2-(ortho-Hydroxy(or Mercapto)aryl)-Acetaldehydes, -Ketones or -Acids

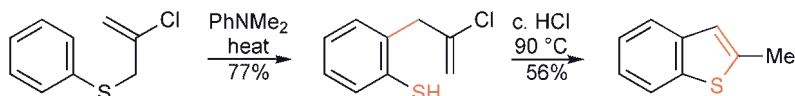
Cyclising dehydration of 2-(ortho-hydroxyaryl)-acetaldehydes, -ketones or -acids (and in some cases sulfur analogues) give the heterocycles; this route is important for benzofurans.



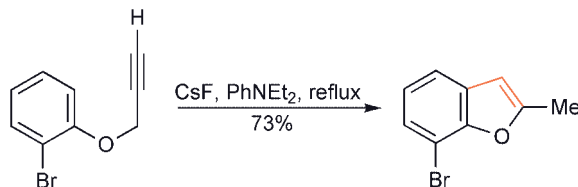
Claisen rearrangement of allyl phenolic ethers, followed by oxidation of the alkene generates *ortho*-hydroxy-arylacetaldehydes which close to give benzofurans under acid catalysis, the example showing the synthesis of 8-methoxypsoralen (33.8.1).⁷⁷ The formation of 2-substituted benzofurans from 2-(*ortho*-hydroxyaryl)-ketones is also very easy.⁷⁸



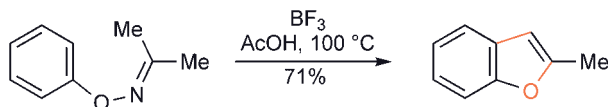
The employment of aryl 2-chloroprop-2-enyl sulfides (or ethers) as thio-Claisen rearrangement substrates neatly eliminates the necessity for an oxidative step, thus providing a route to 2-methyl-benzothiophenes (-benzofurans).⁷⁹



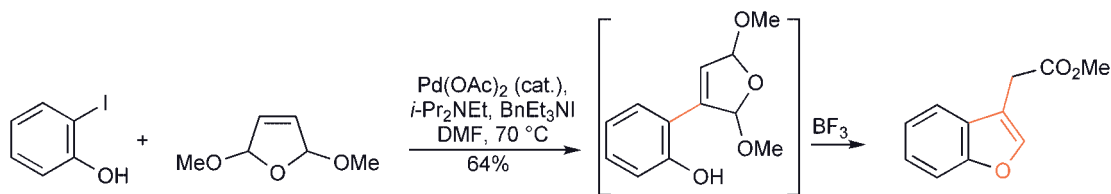
Propargyl aryl ethers undergo a Claisen rearrangement and then ring closure to produce 2-methyl-benzofurans directly.⁸⁰



The electrocyclic rearrangement of *O*-aryl-ketoximes produces benzofurans. The acid-catalysed rearrangement⁸¹ exactly parallels the rearrangement of phenylhydrazones, which gives indoles – the classical Fischer indole synthesis (20.16.1.1).

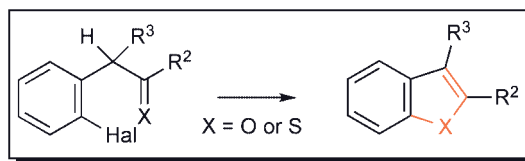


Another route to compounds of the same oxidation level involves Suzuki coupling of enol ether boronates⁸² or Heck reaction with 2,5-dihydro-2,5-dimethoxyfuran, which leads to methyl benzofuran-3-acetate.⁸³

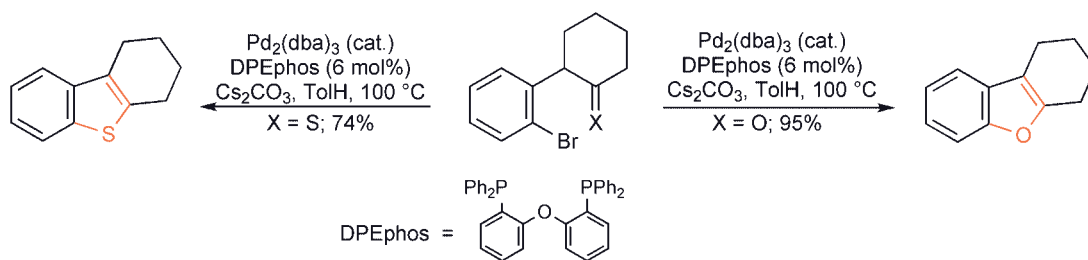


21.8.1.3 From 2-(ortho-Haloaryl)-Ketones or -Thioketones

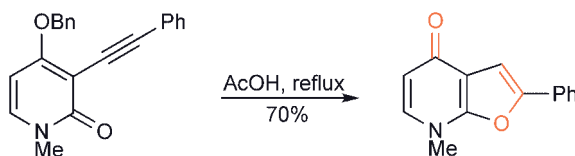
Utilising various catalytic procedures, ring closure of ketones (thioketones), with replacement of an *ortho*-halogen, can be achieved.



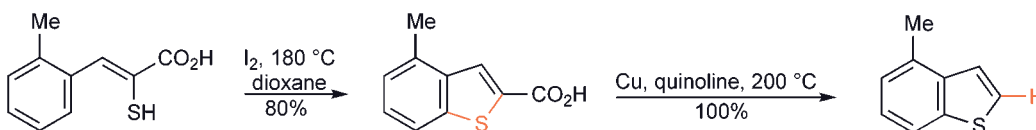
Copper(I)⁸⁴ and palladium(0)⁸⁵ catalysis can be used to ring close 2-(*ortho*-haloaryl)-ketones and the latter method has also been applied to thioketones.



Furo[2,3-*b*]pyridin-4(7*H*)-ones can be generated from 2-pyridones carrying an alkynyl substituent at C-3.⁸⁶

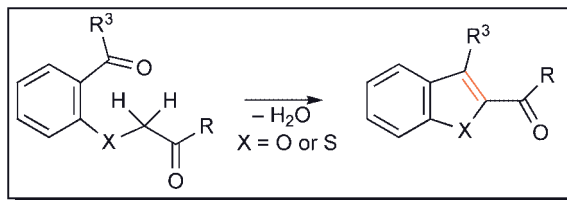


Conveniently included in this section is the ring closure (and subsequent decarboxylation if required) of 2-mercapto-3-arylprop-2-enoic acids with iodine and heating, best applied using microwaves.⁸⁷ This process probably involves *S*-iodination and then electrophilic cyclisation onto the benzene ring.

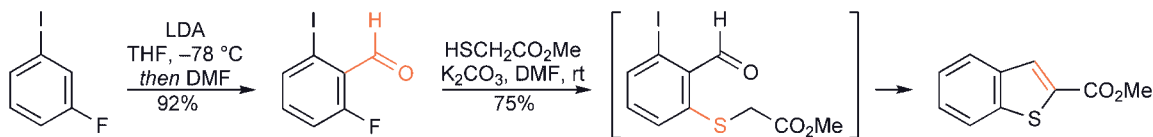
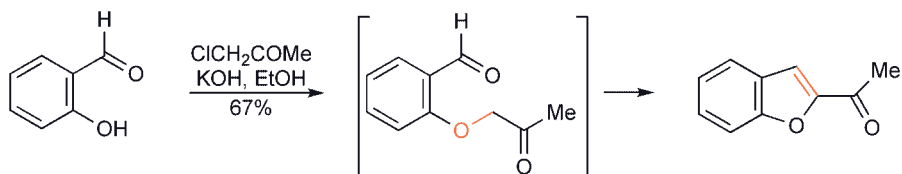
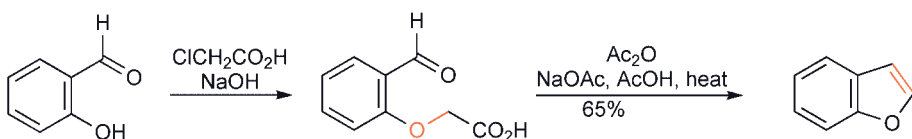


21.8.1.4 From *ortho*-Acylaryloxy- or -Arylthioacetic Acids, Esters or Ketones

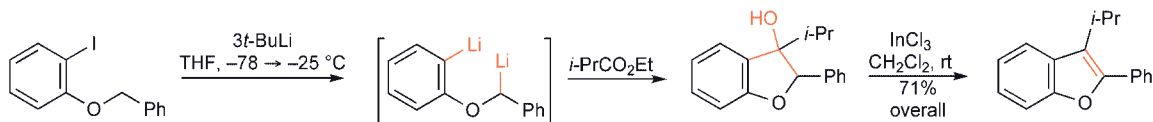
Cyclising condensation of *ortho*-acylaryloxy- or -arylthioacetic acids (esters) or ketones gives the bicyclic heterocycles.



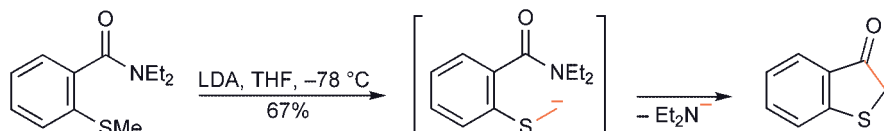
Intramolecular aldol/Perkin type condensation of *ortho*-formylaryloxyacetic acids and arylthioacetic esters produces benzofuran⁸⁸ and benzothiophene-2-esters⁸⁹ respectively, as illustrated below. The synthesis can be performed in one pot, thus *ortho*-hydroxyaryl-aldehydes or -ketones, are *O*-alkylated with α -halo-ketones, then intramolecular aldol condensation *in situ* produces 2-acyl or 2-aryl-benzofurans.^{90,91} For benzothiophenes, the ring-closure substrates can also be obtained *via* methyl thioacetate displacement of fluoride from *ortho*-fluoro-araldehydes.⁹²



ortho-Haloaryl benzyl ethers react with *t*-butyllithium resulting in lithium-halogen exchange and metalation of the benzylic methylene group; addition of a carboxylic ester now leads to 3-hydroxy-2,3-dihydrobenzofurans requiring dehydration.⁹³

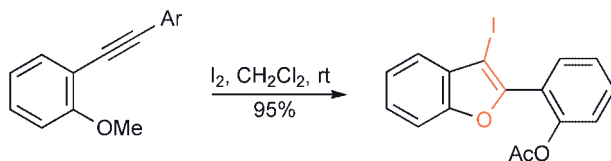


ortho-Formyl- or *ortho*-acylaryl benzyl ethers, can be comparably closed to produce 2-aryl-benzofurans, using potassium fluoride or caesium fluoride on alumina when the benzyl group carries an electron-withdrawing substituent,⁹⁴ or with simpler benzyl groups, using a phosphazene base.⁹⁵ Even the *S*-methyl groups of *ortho*-methylthio-arylcarboxamides can be deprotonated leading by cyclisation to benzothiophen-3-ones.⁹⁶

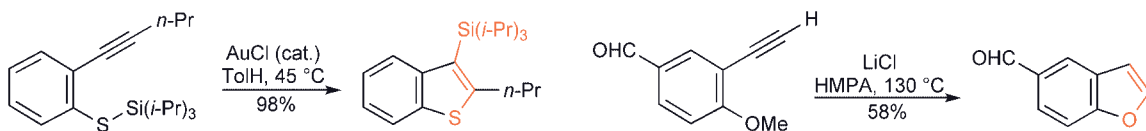


21.8.1.5 From *ortho*-Halophenols; From *ortho*-Alkynyl-phenols

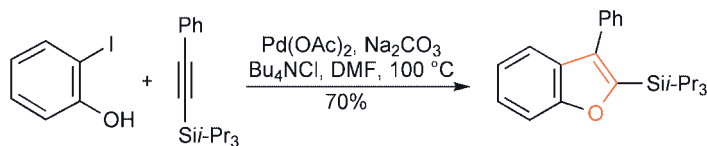
Palladium(0)-catalysed coupling of an *ortho*-halophenolic ether (thioether) with a terminal alkyne (or with an alkynylboronic ester⁹⁷) and ring closure promoted with an electrophile – iodine has been most often used – is an excellent method to make both benzothiophenes^{98,99,100,101} and benzofurans.^{102,103} *ortho*-Alkynyl-phenols can be comparably closed with palladium catalysis in the presence of copper(II) halides to give the corresponding 3-halo-benzofurans,¹⁰⁴ and *ortho*-alkynyl pyridin-2- and -3-yl acetates likewise ring close with iodine, generating furopyridines.¹⁰⁵



Variations on the theme include the use of gold(I) chloride to transform *ortho*-alkynylphenylthio-silanes into 3-trialkylsilyl-benzothiophenes,¹⁰⁶ carbonylative closures to produce 3-aryl-benzofurans,¹⁰⁷ and cyclisation with hot lithium chloride.¹⁰⁸

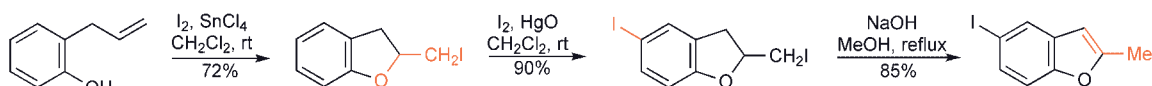


However, it is possible to produce the furan ring of a benzofuran *directly* by interaction between an *ortho*-iodo-phenol and an alkyne, the two carbon atoms of the triple bond providing C-2 and C-3 of the furan ring and the larger substituent of the alkyne (often SiR₃) ending up at the heterocyclic 2-position.¹⁰⁹



21.8.1.6 From Partially Reduced Benzofurans and Benzothiophenes

It can be an advantage for the introduction of benzene ring substituents to operate with hetero-ring-reduced derivatives, the aromatic heterocycle being obtained by a final dehydrogenation. 2,3-Dihydrobenzothiophenes can be oxidised up with sulfonyl chloride or *N*-chlorosuccinimide;¹¹⁰ 2,3-dichloro-5,6-dicyanobenzoquinone has been employed to dehydrogenate 2,3-dihydrobenzofurans.¹¹¹ In the example shown, a benzene ring substitution is followed by aromatisation *via* elimination of hydrogen iodide and isomerisation of the double bond into the aromatic position.¹¹²



Exercises

Straightforward revision exercises (consult Chapters 19 and 21):

- In the electrophilic substitution of benzothiophene and benzofuran there is less selectivity than for comparable reactions of indole – why?
- What is the principal method for the efficient introduction of substituents to the 2-positions of benzofuran and benzothiophene?
- Beginning from a phenol carrying no substituents *ortho* to the hydroxyl, describe two methods for the synthesis of benzofurans.
- How can salicaldehydes be used for the synthesis of benzofurans?

More advanced exercises:

- Suggest structures for the compounds formed at each stage in the following sequence: PhSH with $\text{ClCH}_2\text{COCH}_2\text{CO}_2\text{Et}$ ($\rightarrow \text{C}_{12}\text{H}_{14}\text{SO}_3$), then PPA/heat ($\rightarrow \text{C}_{12}\text{H}_{12}\text{SO}_2$), then NH_3 ($\rightarrow \text{C}_{10}\text{H}_9\text{NSO}$), then LiAlH_4 ($\rightarrow \text{C}_{10}\text{H}_{11}\text{NS}$), then HCO_2H /heat, ($\rightarrow \text{C}_{11}\text{H}_{11}\text{NSO}$), then POCl_3 /heat giving finally a tricyclic substance, $\text{C}_{11}\text{H}_9\text{NS}$.
- Draw structures for the heterocycles formed from the following combinations: (i) $\text{C}_{13}\text{H}_{16}\text{O}$ from 2,4,5-trimethylphenol with 3-chloro-2-butanone then the product with c. H_2SO_4 ; (ii) $\text{C}_{12}\text{H}_8\text{O}_4$ from 7-hydroxy-8-methoxycoumarin with $\text{CH}_2=\text{CHCH}_2\text{Br}/\text{K}_2\text{CO}_3$, then the product heated strongly giving an isomer, then reacted successively with O_3 then H^+ ; (iii) 4-trifluoromethylfluorobenzene with LDA then DMF ($\rightarrow \text{C}_8\text{H}_4\text{F}_4\text{O}$), then with $\text{HSCH}_2\text{CO}_2\text{Me}/\text{NaH}$ giving $\text{C}_{11}\text{H}_7\text{F}_3\text{O}_2\text{S}$; (iv) $\text{C}_9\text{H}_7\text{NO}_3$ from 4-fluoronitrobenzene with $\text{Me}_2\text{C}=\text{NONa}$ then c. HCl /heat.
- Deduce structures for the bi- and tetracyclic heterocycles formed in the following two steps respectively: 4-chlorophenylthioacetic acid with PCl_3 then AlCl_3 ($\rightarrow \text{C}_8\text{H}_5\text{ClOS}$), then this with phenylhydrazine in hot AcOH $\rightarrow \text{C}_{14}\text{H}_8\text{ClINS}$.

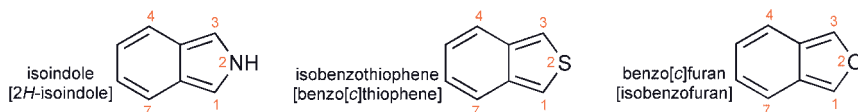
References

- 'Recent advances in the chemistry of benzo[b]thiophenes', Iddon, B. and Scrowston, R. M., *Adv. Heterocycl. Chem.*, **1970**, *11*, 177; 'Recent advances in the chemistry of benzo[b]thiophenes', Scrowston, R. M., *ibid.*, **1981**, *29*, 171.
- 'Recent advances in the chemistry of benzo[b]furan and its derivatives. Part I: Occurrence and synthesis', Cagniant, P. and Cagniant, D., *Adv. Heterocycl. Chem.*, **1975**, *18*, 337.
- Eaborn, C. and Wright, G. J., *J. Chem. Soc., B*, **1971**, 2262.
- Armstrong, K. J., Martin-Smith, M., Brown, N. M. D., Brophy, G. C. and Sternhell, S., *J. Chem. Soc., C*, **1969**, 1766.
- Tanemura, K., Suzuki, T., Nishida, Y., Satsumabayashi, K. and Horaguchi, T., *J. Chem. Res. (S)*, **2003**, 497.
- Fargeas, V., Favresse, F., Mathieu, D., Beaudet, I., Charrue, P., Lebret, B., Piteau, M. and Quintard, J.-P., *Eur. J. Org. Chem.*, **2003**, 1711.
- Okuyama, T., Tani, Y., Miyake, K. and Yokoyama, Y., *J. Org. Chem.*, **2007**, *72*, 1634.
- Van Zyl, G., Bredeweg, C. J., Rynbrandt, R. H. and Neckers, D. C., *Can. J. Chem.*, **1966**, *44*, 2283.
- Berens, U., Englert, U., Geysler, S., Runsink, J. and Salzer, A., *Eur. J. Org. Chem.*, **2006**, 2100.
- Heynderickx, A., Samat, A. and Guglielmetti, R., *Synthesis*, **2002**, 213.
- Krutosíková, A., Kovác, J., Dandárová, M. and Bobálová, M., *Coll. Czech. Chem. Commun.*, **1982**, *47*, 3288.
- v. Stoermer, R. and Richter, O., *Chem. Ber.*, **1897**, *30*, 2094; v. Stoermer, R. and Kahlert, B., *ibid.*, **1902**, *35*, 1633.

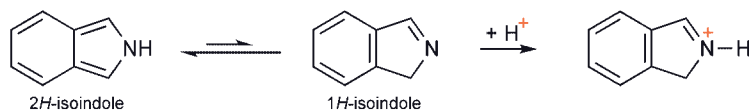
- ¹³ Hwu, J. R., Chen, K.-L., Ananthan, S. and Patel, H. V., *Organometallics*, **1996**, *15*, 499.
- ¹⁴ Bastian, G., Royer, R. and Cavier, R., *Eur. J. Med. Chem.*, **1983**, *18*, 365.
- ¹⁵ Baciocchi, E., Sebastiani, G. V. and Ruzziconi, R., *J. Org. Chem.*, **1979**, *44*, 28; *idem*, *J. Am. Chem. Soc.*, **1983**, *105*, 6114.
- ¹⁶ Yamaguchi, T. and Irie, M., *J. Org. Chem.*, **2005**, *70*, 10323.
- ¹⁷ Campagne, E., Weinberg, E. D., Carlson, G. and Neiss, E. S., *J. Med. Chem.*, **1965**, *8*, 136.
- ¹⁸ Zhang, W. and Wang, P. G., *J. Org. Chem.*, **2000**, *65*, 4732.
- ¹⁹ Dickinson, R. P., Iddon, B. and Sommerville, R. G., *Int. J. Sulfur Chem.*, **1973**, *8*, 233.
- ²⁰ Bachelet, J.-P., Royer, R. and Gatrál, P., *Eur. J. Med. Chem. Chim. Ther.*, **1985**, *20*, 425.
- ²¹ Brophy, G. C., Sternhell, S., Brown, N. M. D., Brown, I., Armstrong, K. J. and Martin-Smith, M., *J. Chem. Soc., C*, **1970**, 933; Brown, I., Reid, S. T., Brown, N. M. D., Armstrong, K. J., Martin-Smith, M., Sneader, W. E., Brophy, G. C. and Sternhell, S., *J. Chem. Soc., C*, **1969**, 2755.
- ²² Dickinson, R. P. and Iddon, B., *J. Chem. Soc., C*, **1971**, 182.
- ²³ (a) Sauter, F. and Golser, L., *Monatsh. Chem.*, **1967**, *98*, 2039; (b) Faller, P. and Cagniant, P., *Bull. Soc. Chim. Fr.*, **1962**, 30.
- ²⁴ Minh, T. Q., Thibaut, P., Christiaens, L. and Renson, M., *Tetrahedron*, **1972**, *28*, 5393.
- ²⁵ Ricci, A., Balucani, D. and Buu-Hoi, N. P., *J. Chem. Soc., C*, **1967**, 779.
- ²⁶ Acheson, R. M. and Harrison, D. R., *J. Chem. Soc., C*, **1970**, 1764.
- ²⁷ Cotruvo, J. A. and Degani, I., *J. Chem. Soc., Chem. Commun.*, **1971**, 436.
- ²⁸ Davies, W. and Porter, Q. N., *J. Chem. Soc.*, **1957**, 459.
- ²⁹ Harpp, D. N. and Heitner, C., *J. Org. Chem.*, **1970**, *35*, 3256; *idem*, *J. Am. Chem. Soc.*, **1972**, *94*, 8179.
- ³⁰ Boyd, D. R., Sharma, N. D., Haughey, S. A., Malone, J. F., McMurray, B. T., Sheldrake, G. N., Allen, C. C. R. and Dalton, H., *Chem. Commun.*, **1996**, 2363.
- ³¹ Reinecke, M. G., Mohr, W. B., Adickes, H. W., de Bie, D. A., van de Plas, H. C. and Nijdam, J. J., *J. Org. Chem.*, **1973**, *38*, 1365; Chippendale, K. E., Iddon, B., Suschitzky, H. and Taylor, D. S., *J. Chem. Soc., Perkin Trans. 1*, **1974**, 1168.
- ³² Gilman, H. and Melstrom, D. S., *J. Am. Chem. Soc.*, **1948**, *70*, 1655.
- ³³ Shirley, D. A. and Cameron, M. D., *J. Am. Chem. Soc.*, **1950**, *72*, 2788.
- ³⁴ Reichstein, T. and Baud, J., *Helv. Chim. Acta*, **1937**, *20*, 892.
- ³⁵ Cugnan de Sevrécourt, M. and Robba, M., *Bull. Soc. Chim. Fr.*, **1977**, 142.
- ³⁶ Bosold, F., Zulauf, P., Marsch, M., Harms, K., Lohrenz, J. and Boche, G., *Angew. Chem., Int. Ed. Engl.*, **1991**, *30*, 1455.
- ³⁷ Schroth, W., Jordan, H. and Spitzner, R., *Tetrahedron Lett.*, **1995**, *36*, 1421.
- ³⁸ Beyer, A. E. M. and Kloosterziel, H., *Recl. Trav. Chim. Pays Bas*, **1977**, *96*, 178.
- ³⁹ Belley, M., Douida, Z., Mancuso, J. and De Vleeschauwer, M., *Synlett*, **2005**, 247.
- ⁴⁰ Dore, G., Bonhomme, M. and Robba, M., *Tetrahedron*, **1972**, *28*, 2553; Dickinson, R. P. and Iddon, B., *J. Chem. Soc., C*, **1970**, 2592.
- ⁴¹ Kerdesky, F. A. J. and Basha, A., *Tetrahedron Lett.*, **1991**, *32*, 2003.
- ⁴² Dickinson, R. P. and Iddon, B., *J. Chem. Soc., C*, **1971**, 2504; Reinecke, M. G., Newsom, J. G. and Almqvist, K. A., *Synthesis*, **1980**, 327; Sura, T. P. and MacDowell, D. W. H., *J. Org. Chem.*, **1993**, *58*, 4360.
- ⁴³ Nagasaki, I., Suzuki, Y., Iwamoto, K., Higashino, T. and Miyashita, A., *Heterocycles*, **1997**, *46*, 443.
- ⁴⁴ Blettner, C. G. König, W. A., Tenzel, W. and Schotten, T., *Synlett*, **1998**, 295.
- ⁴⁵ Hedberg, M. H., Johansson, A. M., Fowler, C. J., Terenius, L. and Hacksell, U., *Biorg. Med. Chem. Lett.*, **1994**, *4*, 2527.
- ⁴⁶ Tietze, L. F., Lohmann, J. K. and Stadler, C., *Synlett*, **2004**, 1113.
- ⁴⁷ Huang, X.-T., Long, Z.-Y. and Chen, Q.-Y., *J. Fluorine Chem.*, **2001**, *111*, 107.
- ⁴⁸ Papa, D., Schwenk, E. and Ginsberg, H. F., *J. Org. Chem.*, **1949**, *14*, 723.
- ⁴⁹ Kursanov, D. N., Parnes, Z. N., Bolestova, G. I. and Belen'kii, L. I., *Tetrahedron*, **1975**, *31*, 311.
- ⁵⁰ Mévelle, V. and Roucoux, A., *Inorg. Chim. Acta*, **2004**, *357*, 3099.
- ⁵¹ Yus, M., Foubelo, F., Ferrández, J. V. and Bachki, A., *Tetrahedron*, **2002**, *58*, 4907.
- ⁵² Boyd, D. R., Sharma, N. D., Boyle, R., McMurray, B. T., Evans, T. A., Malone, J. F., Dalton, H., Chima, J. and Sheldrake, G. N., *J. Chem. Soc., Chem. Commun.*, **1993**, 49.
- ⁵³ Sauter, M. and Adam, W., *Acc. Chem. Res.*, **1995**, *28*, 289.
- ⁵⁴ Marrocchi, A., Minuti, L., Taticchi, A. and Scheeren, H. W., *Tetrahedron*, **2001**, *57*, 4959.
- ⁵⁵ Le Strat, F. and Maddaluno, J., *Org. Lett.*, **2002**, *4*, 2791.
- ⁵⁶ Degl'Innocenti, A., Funicello, M., Scafato, P., Spagnolo, P. and Zanirato, P., *J. Chem. Soc., Perkin Trans. 1*, **1996**, 2561.
- ⁵⁷ Davies, H. M. L., Kong, N. and Churchill, M. R., *J. Org. Chem.*, **1998**, *63*, 6586.
- ⁵⁸ 'Chemistry of benzo[b]thiophene-2,3-dione', Rajopadhye, M. and Popp, F. D., *Heterocycles*, **1988**, *27*, 1489.
- ⁵⁹ Vesterager, N. O., Pedersen, E. B. and Lawesson, S.-O., *Tetrahedron*, **1973**, *29*, 321.
- ⁶⁰ Conley, R. A. and Heindel, N. D., *J. Org. Chem.*, **1976**, *41*, 3743.
- ⁶¹ Réamonn, L. S. S. and O'Sullivan, W. I., *J. Chem. Soc., Perkin Trans 1*, **1977**, 1009.
- ⁶² Zaugg, H. E., Dunnigan, D. A., Michaels, R. J., Swett, R. J., Wang, T. S., Sommers, A. H. and DeNet, R. W., *J. Org. Chem.*, **1961**, *26*, 644.
- ⁶³ v. Auwers, K. and Schütte, H., *Chem. Ber.*, **1919**, *52*, 77.
- ⁶⁴ Morice, C., Garrido, F., Mann, A. and Suffert, J., *Synlett*, **2002**, 501.
- ⁶⁵ Stacy, G. W., Villaescusa, F. W. and Wollner, T. E., *J. Org. Chem.*, **1965**, *30*, 4074.
- ⁶⁶ Tilak, B. D., *Tetrahedron*, **1960**, *9*, 76.
- ⁶⁷ Spagnolo, P., Tiecco, M., Tundo, A. and Martelli, G., *J. Chem. Soc., Perkin Trans. 1*, **1972**, 556.
- ⁶⁸ del Carmen Cruz, M. and Tamariz, J., *Tetrahedron*, **2005**, *61*, 10061.
- ⁶⁹ Oliveira, M. M., Moustrou, C., Carvalho, L. M., Silva, J. A. C., Samat, A., Guglielmetti, R., Dubest, R., Aubard, J. and Oliveira-Campos, A. M. F., *Tetrahedron*, **2002**, *58*, 1709.
- ⁷⁰ Royer, R. and René, L., *Bull. Soc. Chim. Fr.*, **1970**, 1037.
- ⁷¹ Werner, L. H., Schroeder, D. C. and Ricca, S., *J. Am. Chem. Soc.*, **1957**, *79*, 1675.

- ⁷² Elvidge, J. A. and Foster, R. G., *J. Chem. Soc.*, **1964**, 981.
- ⁷³ Aoyama, T., Takido, T. and Kodomari, M., *Synlett*, **2005**, 2739.
- ⁷⁴ Banfield, J. E., Davies, W., Gamble, N. W. and Middleton, S., *J. Chem. Soc.*, **1956**, 4791.
- ⁷⁵ Kim, S., Yang, J. and DiNinno, F., *Tetrahedron Lett.*, **1999**, *40*, 2909.
- ⁷⁶ Chen, C.-X., Liu, L., Yang, D.-P., Wang, D. and Chen., Y.-J., *Synlett*, **2005**, 2047.
- ⁷⁷ de Souza, N. J., Nayak, P. V. and Secco, E., *J. Heterocycl. Chem.*, **1966**, *3*, 42.
- ⁷⁸ Tinsley, S. W., *J. Org. Chem.*, **1959**, *24*, 1197.
- ⁷⁹ Anderson, W. K., LaVoie, E. J. and Bottaro, J. C., *J. Chem. Soc., Perkin Trans. 1*, **1976**, 1.
- ⁸⁰ Ishii, H., Ohta, S., Nishioka, H., Hayashida, N. and Harayama, T., *Chem. Pharm. Bull.*, **1993**, *41*, 1166; Moghaddam, F. M., Sharifi, A. and Saidi, M. R., *J. Chem. Res. (S)*, **1996**, 338; Lingam, V. S. P. R., Vinodkumar, R., Mukkanti, K., Thomas, A. and Goplan, B., *Tetrahedron Lett.*, **2008**, *49*, 4260.
- ⁸¹ Sheradsky, T., *Tetrahedron Lett.*, **1966**, 5225; Sheradsky, T. and Elgavi, A., *Isr. J. Chem.*, **1968**, *6*, 895; Kaminsky, D., Shavel, J. and Meltzer, R. I., *Tetrahedron Lett.*, **1967**, 859.
- ⁸² Satoh, M., Miyaura, N. and Suzuki, A., *Synthesis*, **1987**, 373.
- ⁸³ Samizu, K. and Ogasawara, K., *Heterocycles*, **1994**, *38*, 1745.
- ⁸⁴ Chen, C.-y. and Dormer, P. G., *J. Org. Chem.*, **2005**, *70*, 6964.
- ⁸⁵ Willis, M. C., Taylor, D. and Gillmore, A. T., *Org. Lett.*, **2004**, *6*, 4755.
- ⁸⁶ Bossharth, E., Desbordes, P., Monteiro, N. and Balme, G., *Tetrahedron Lett.*, **2009**, *50*, 614.
- ⁸⁷ Allen, D., Callaghan, O., Cordier, F. L., Dobson, D. R., Harris, J. R., Hotten, T. M., Owton, W. M., Rathmell, R. E. and Wood, V. A., *Tetrahedron Lett.*, **2004**, *45*, 9645.
- ⁸⁸ Burgstahler, A. W. and Worden, L. R., *Org. Synth., Coll. Vol. V*, **1973**, 251.
- ⁸⁹ Bridges, A. J., Lee, A., Maduakor, E. C. and Schwartz, C. E., *Tetrahedron Lett.*, **1992**, *33*, 7499.
- ⁹⁰ Elliott, E. D., *J. Am. Chem. Soc.*, **1951**, *73*, 754.
- ⁹¹ Rao, M. L. N., Awasthi, D. K. and Banerjee, D., *Tetrahedron Lett.*, **2007**, *48*, 431.
- ⁹² Lee, S., Lee, H., Yi, K. Y., Lee, B. H., Yoo, S.-e., Lee, K. and Cho, N. S., *Bioorg. Med. Chem. Lett.*, **2005**, *15*, 2998.
- ⁹³ Sanz, R., Miguel, D., Martinez, A. and Pérez, A., *J. Org. Chem.*, **2006**, 4024.
- ⁹⁴ Hellwinkel, D. and Göke, K., *Synthesis*, **1995**, 1135.
- ⁹⁵ Kraus, G. A., Zhang, N., Verkade, J. G., Nagarajan, M. and Kisanga, P. B., *Org. Lett.*, **2000**, *2*, 2409.
- ⁹⁶ Mukherjee, C., Kamila, S. and De, A., *Tetrahedron*, **2003**, *59*, 4767.
- ⁹⁷ Colobert, F., Castanet, A.-S. and Abillard, O., *Eur. J. Org. Chem.*, **2005**, 3334.
- ⁹⁸ Flynn, B. L., Verdier-Pinard, P. and Hamel, E., *Org. Lett.*, **2001**, *3*, 651.
- ⁹⁹ Larock, R. C. and Yue, D., *Tetrahedron Lett.*, **2001**, *42*, 6011.
- ¹⁰⁰ Wang, C.-H., Hu, R.-R., Liang, S., Chen, J.-H., Yang, Z. and Pei, J., *Tetrahedron Lett.*, **2005**, *46*, 8153.
- ¹⁰¹ Flynn, B. L., Verdier-Pinard, P. and Hamel, E., *Org. Lett.*, **2001**, *3*, 651.
- ¹⁰² Yao, T., Yue, D. and Larock, R. C., *J. Org. Chem.*, **2005**, *70*, 9985.
- ¹⁰³ Yue, D., Yao, T. and Larock, R. C., *J. Org. Chem.*, **2005**, *70*, 10292.
- ¹⁰⁴ Liang, Y., Tang, S., Zhang, X.-D., Mao, L.-Q., Xie, Y.-X. and Li, J.-H., *Org. Lett.*, **2006**, *8*, 3017.
- ¹⁰⁵ Arcadi, A., Cacchi, S., Di Giuseppe, S., Fabrizi, G. and Marinelli, F., *Org. Lett.*, **2002**, *4*, 2409.
- ¹⁰⁶ Nakamura, I., Sato, T., Terada, M. and Yamamoto, Y., *Org. Lett.*, **2007**, *9*, 4081.
- ¹⁰⁷ Hu, Y., Zhang, Y., Yang, Z. and Fathi, R., *J. Org. Chem.*, **2002**, *67*, 2365.
- ¹⁰⁸ Hiroya, K., Hashimura, K. and Ogasawara, K., *Heterocycles*, **1994**, *38*, 2463.
- ¹⁰⁹ Larock, R. C., Yum, E. K., Doty, D. J. and Sham, K. K. C., *J. Org. Chem.*, **1995**, *60*, 3270; Bishop, B. C., Cottrell, I. F. and Hands, D., *Synthesis*, **1997**, 1315; Kundu, N. G., Pal, M., Mahanty, J. S. and De, M., *J. Chem. Soc., Perkin Trans. 1*, **1997**, 2815; Gill, G. S., Grobelny, D. W., Chaplin, J. H. and Flynn, B. L., *J. Org. Chem.*, **2008**, *73*, 1131.
- ¹¹⁰ Tohma, H., Egi, M., Ohtsubo, M., Watanabe, H., Takizawa, S. and Kita, Y., *Chem. Commun.*, **1998**, 173.
- ¹¹¹ Büchi, G. and Chu, P.-S., *J. Org. Chem.*, **1978**, *43*, 3717; Stanetty, P. and Pürstinger, G., *J. Chem. Res.*, **1991**, (S) 78; (M) 0581.
- ¹¹² Onito, K., Hatakeyana, T., Takeo, M., Sugimoto, H. and Tokuda, M., *Synthesis*, **1997**, 23.

Isoindoles, Benzo[*c*]thiophenes and Isobenzofurans: Reactions and Synthesis



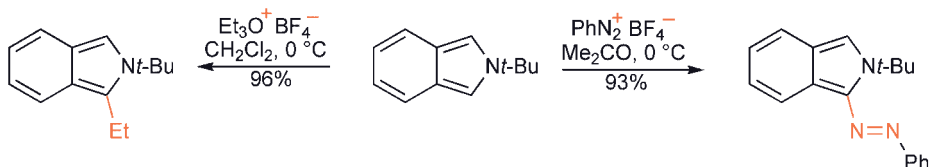
Isoindole,¹ benzo[*c*]thiophene² and isobenzofuran³ are much less stable than their isomers, indole, and benzo[*b*]thiophene and benzo[*b*]furan. This is undoubtedly associated with their lower aromaticity, which can be appreciated qualitatively by noting that in these [*c*]-systems, the six-membered ring is not a complete benzenoid unit. Of the three unsubstituted heterocycles, benzo[*c*]thiophene is the most stable – it survives as a solid for a few days at $-30\text{ }^{\circ}\text{C}$ – but most chemistry has been carried out with substituted derivatives. The instability manifests itself in a strong tendency to add reagents so as to generate products that do have a complete benzene ring, in particular these heterocycles are susceptible to cycloaddition of dienophiles. In this context, then, it is not surprising that for isoindole, for which an alternative tautomer (1*H*-isoindole, sometimes called ‘isoindolenine’) is possible, which does have a complete benzenoid unit, an appreciable percentage of that alternative exists in equilibrium.⁴ Indeed, some isoindoles exist largely as the tautomer with a C–N double bond – 1,3,4,7-tetramethylisoindole is an example⁵ – but 1-phenylisoindole favours the 2*H*-tautomer to the extent of 91%.⁶ Substituents on the benzenoid ring can also influence both the stability of the isoindole and the position of tautomeric equilibrium, for example 4,5,6,7-tetrabromoisoindole is a stable crystalline solid which exists wholly as the 2*H*-tautomer;⁷ a pivaloyl substituent at C-5, though remote from the sensitive heterocyclic ring, can also stabilise an isoindole.⁸ The position of such tautomeric equilibria can be altered by changing solvent – solvents such as dimethylsulfoxide tend to favour the *N*-hydrogen tautomer, where protic solvents like alcohols favour the imine tautomer.



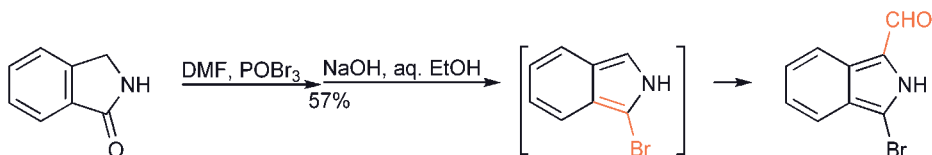
22.1 Reactions with Electrophilic Reagents

Isoindoles protonate to generate only one cation;⁵ this electrophilic addition of protons sets the pattern for substitution in these systems, but there are relatively few clear cut examples, no doubt partly because of the instability of less substituted isoindoles, isobenzofurans and benzo[*c*]thiophenes. Detritiation studies showed the intrinsic reactivity of 2-methylisoindole in this electrophilic substitution to be 10^4 greater than that of 1-methylindole.⁹

2-t-Butylisindole is much more stable than the unsubstituted heterocycle or other 2-substituted isindoles, thus its reactions can be used as a measure of intrinsic reactivity, set aside from instability: even weak electrophiles such as aryl-diazonium ions attack it and it undergoes alkylation, in each case at the 1-position.¹⁰



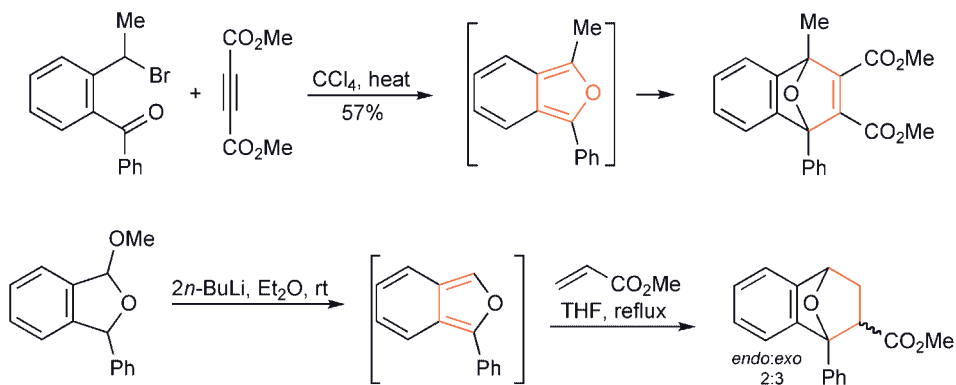
An interesting example of electrophilic substitution is the conversion of phthalimidine (2,3-dihydro-1*H*-isindol-1-one) into 1-bromo-3-formylisindole under Vilsmeier conditions (formation of 1-bromo-2*H*-isindole may be the first step).¹¹ Mannich substitution of 2-methyl-1-phenylisindole is another straightforward example.¹²



22.2 Electrocyclic Reactions

Each of the three systems has a strong tendency for cycloaddition with dienophiles across the 1- and 3-positions, thereby gaining the stabilising contribution of a complete benzene ring, isobenzofuran itself, for example, reacts instantly at 0 °C with maleic anhydride.¹³ Isobenzofuran has been dubbed ‘the most reactive isolable diene’. More typically, the synthesis of one of these non-isolable, or extremely reactive systems, is immediately followed by a trapping with a dienophile, so that discussion of synthesis must inevitably involve discussion of the product cycloaddition chemistry.

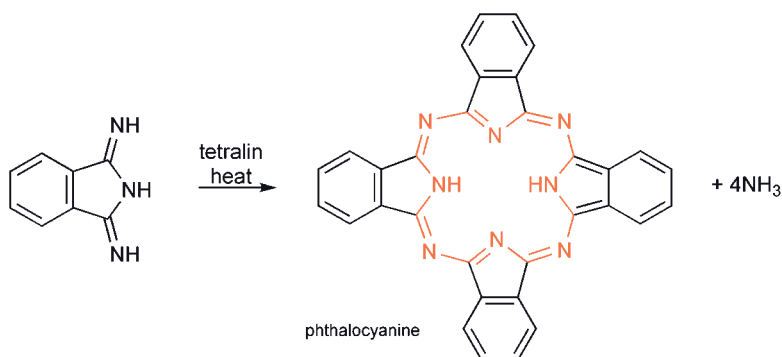
Reactions of 1,3-diphenylisobenzofuran, which is much more stable, are typical: it undergoes Diels–Alder cycloaddition with diethyl acetylenedicarboxylate¹⁴ and adds singlet oxygen,¹⁵ indeed this commercially available isobenzofuran has been very frequently used as a trapping reagent for alkenes and alkynes, both stable and transient. Less stable isobenzofurans are traditionally generated and reacted *in situ*: the reactions shown below of 1-methyl-3-phenylisobenzofuran¹⁶ and 1-phenylisobenzofuran¹⁷ are typical.



More modern methods for the production of isobenzofurans in solution have allowed detailed study of the rates of various substituted derivatives with *N*-methylmaleimide.¹⁸ Diels–Alder additions are also known for benzo[*c*]thiophene^{19,20} and isoindoles.⁴

22.3 Phthalocyanines²¹

The phthalocyanine macrocyclic system, formally derived from four isoindoles, is the basis for many blue dyestuffs. Metal derivatives have a cation complexed at the centre, much like the iron atom in heme (see 32.3). Phthalocyanine can be produced by the reductive cyclisation of 2-cyanobenzamide or, in a route which makes its relationship to isoindole more obvious, by the combination of four molecules of 1,3-diiminoisoindoline with the elimination of ammonia.²²



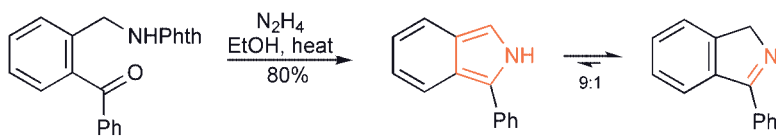
22.4 Synthesis of Isoindoles, Benzo[*c*]thiophenes and Isobenzofurans

22.4.1 Isoindoles

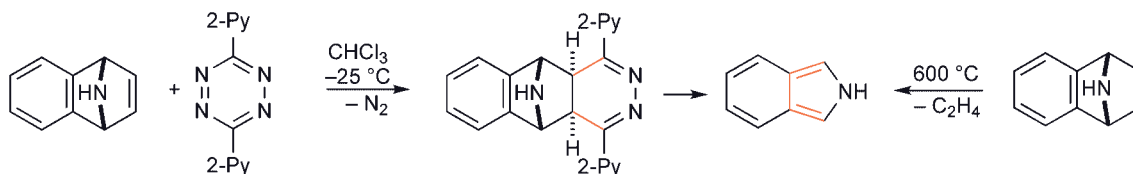
Isoindoles can be produced by eliminations from *N*-substituted isoindolines (1,3-dihydro-isoindoles), themselves readily produced by the reaction of a nitrogen nucleophile and a 1,2-bis(bromomethyl)-benzene.²³ examples are the pyrolytic elimination of acetic acid from the cyclic hydroxylamine acetate,⁴ or, at a much lower temperature, of benzyl alcohol from an *N*-hydroxy-isoindoline benzyl ether,²⁴ or of methanesulfonic acid from a corresponding mesylate.²⁵ *N*-substituted isoindoles, too, have generally been made from an isoindoline by elimination processes, thus *N*-oxides can be made to lose water by pyrolysis,²⁶ or better, by treatment with acetic anhydride.²⁷



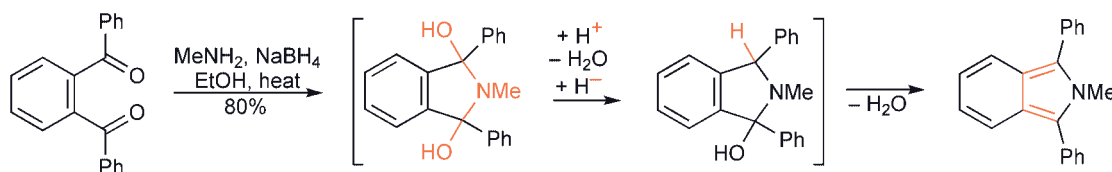
A synthesis of 1-phenylisoindole represents a classical approach to the construction of a heterocycle: a precursor is assembled in which there is an amino group (initially protected in the form of a phthalimide) five atoms away from a carbonyl group with which it must interact and form a cyclic imine.²⁸



Several routes involve cycloreversions as final steps;²⁹ each of the starting materials shown below is available from the cycloadduct (cf. 16.8) of benzyne and 1-methoxycarbonylpyrrole.

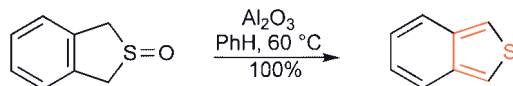


1,3-Diaryl-isoidndoles can be constructed from 1,2-diaroyl-benzenes by reaction with an amine and a reducing agent.³⁰

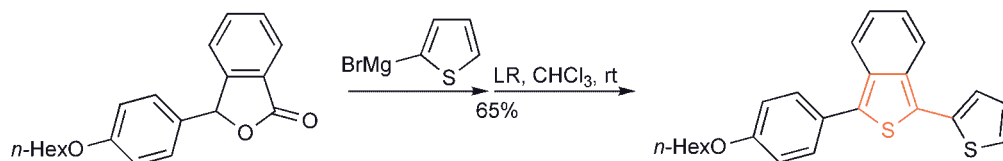


22.4.2 Benzo[*c*]thiophenes

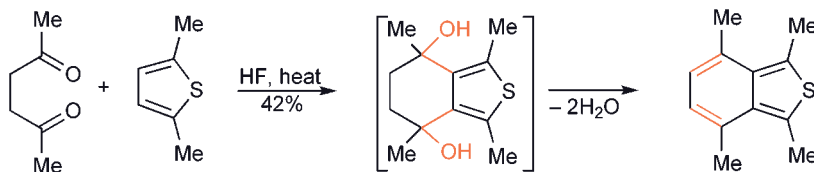
Elimination from dihydrobenzo[*c*]thiophene *S*-oxides has been successfully applied, as for isoidndoles, for the preparation of benzo[*c*]thiophenes, including the parent compound^{20,31} and isolable 4,6,7-tri-*t*-butylbenzo[*c*]thiophene.³²



A general route to 1,3-diaryl-benzo[*c*]thiophenes starts with the synthesis of an aryl-substituted phthalide, reaction of this with an aryl (heteroaryl) Grignard reagent, then thionation using Lawesson's reagent.³³

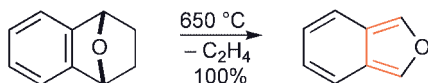


It is comparatively rare for the construction of a benzannellated heterocycle to involve formation of the benzene ring as a final step, however benzo[*c*]thiophenes can be made by this strategy, utilising a double Friedel–Crafts-type alkylation of a 2,5-disubstituted (to prevent attack at α -positions) thiophene with a 1,4-diketone.³⁴

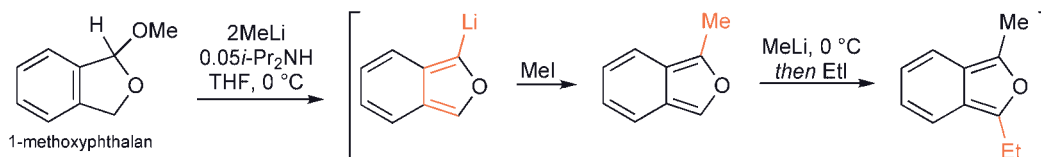


22.4.3 Isobenzofurans

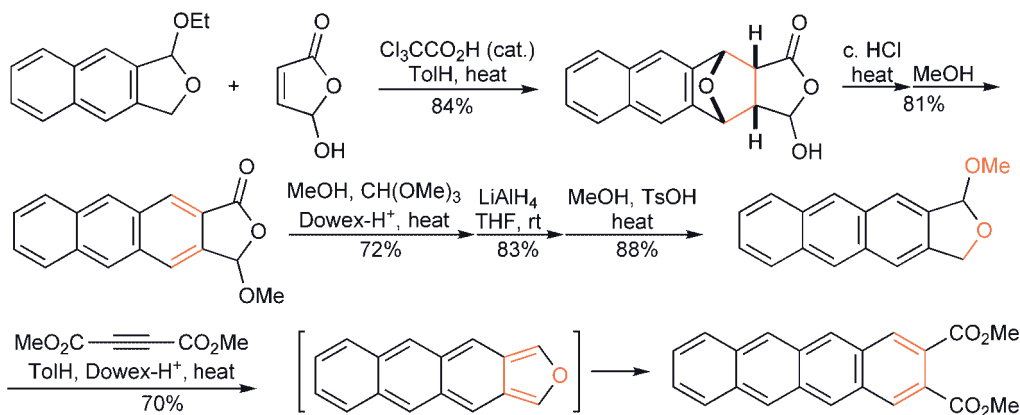
Isobenzofuran can be isolated by trapping on a cold finger, following thermolysis of a suitable precursor such as 1,4-epoxy-1,2,3,4-tetrahydronaphthalene,^{13,35} but although isolable, for trapping experiments it can be conveniently produced by either acid- or base-catalysed elimination of methanol from 1-methoxyphthalan in the presence of the intended dienophile.³⁶



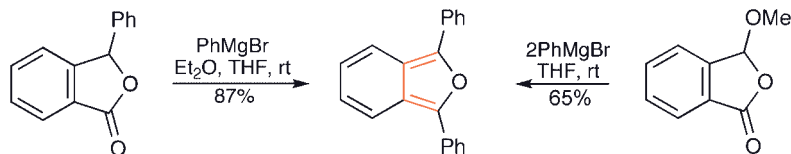
1-Methoxyphthalan is obtained by partial oxidation of 1,2-bis(hydroxymethyl)benzene with hypochlorite in methanol; treatment with lithium diisopropylamide gives isobenzofuran.³⁷ Conditions have been defined whereby this elimination can be run in such a way as to allow immediate ring lithiation; the lithiated isobenzofuran can then be further reacted to give alkylated isobenzofurans, which can be characterised by reaction with dimethyl acetylenedicarboxylate.³⁸ This same starting material can be converted into isobenzofuran under neutral conditions, by reaction with a catalytic amount of Pd₂(dba)₃.CHCl₃ at 100 °C, again in the presence of dimethyl acetylenedicarboxylate.³⁹



A spectacular demonstration of this approach is provided by the synthesis of the 'stretched' isobenzofuran shown below.⁴⁰ Note that the first cycloaddition is with a dienophile able to provide the *ortho*-related carbinol/aldehyde arrangement ready for the formation of another furan ring.



Most of the stable isobenzofurans are 1,3-diaryl-substituted, and are deep yellow. Such compounds are available *via* the partial reduction, and dehydrating cyclisation of 1,2-diaroyl-benzenes.⁴¹ Both 1-mono- and 1,3-disubstituted isobenzofurans are available from phthalides by Grignard addition⁴² and symmetrical 1,3-diaryl-isobenzofurans are efficiently formed from 3-methoxy-3*H*-isobenzofuran-1-one on reaction with two equivalents of aryl Grignard reagents, each process requiring final acid-catalysed elimination of water.⁴³



Exercises

Straightforward revision exercises (consult Chapters 19 and 22):

- The [c]-fused heterocycles considered in this chapter are much less stable than the [b]-fused isomers – why?
- What factors favour 1*H*-isoindoles over 2-*H*-isoindoles?
- What is the most characteristic reactivity of the [c]-fused heterocycles considered in this chapter? Give three examples of this typical reactivity.
- Describe one method each for the ring synthesis of isoindoles, benzo[*c*]thiophenes and isobenzofurans.

More advanced exercises:

- Deduce structures for the compounds formed at each stage in the following sequence: (i) 1,2-bis(bromomethyl)-4-pivaloylbenzene with $\text{H}_2\text{NH}_2\text{CC}=\text{CH}/\text{Et}_3\text{N} \rightarrow \text{C}_{16}\text{H}_{19}\text{NO}$, which was then heated at 500°C producing $\text{C}_{13}\text{H}_{15}\text{NO}$, which was trapped with *N*-phenylmaleimide $\rightarrow \text{C}_{23}\text{H}_{22}\text{N}_2\text{O}_3$ (what is the mechanism of the high temperature reaction?)
- What products would be formed when: (i) phthalaldehyde is reacted, in sequence, with $2 \times \text{NaHSO}_3$, then MeNH_2 , then $2 \times \text{KCN} \rightarrow \text{C}_{10}\text{H}_8\text{N}_2$; (ii) benzoic acid *N,N*-diethylamide is treated with *n*-BuLi, then $\text{PhCH}=\text{O}$ then acid $\rightarrow \text{C}_{14}\text{H}_{10}\text{O}_2$, then this with PhMgBr then acid $\rightarrow \text{C}_{20}\text{H}_{14}\text{O}$ and finally this with $\text{O}_2/\text{methylene blue}/\text{hv}/-50^\circ\text{C} \rightarrow \text{C}_{20}\text{H}_{14}\text{O}_3$.
- Phthalaldehyde reacts with $\text{HO}(\text{CH}_2)_2\text{OH}/\text{CuSO}_4$ to give $\text{C}_{10}\text{H}_{10}\text{O}_3$ – what is its structure? This product can be reduced with NaBH_4 , and when followed by TsOH with $\text{MeO}_2\text{CC}=\text{CCO}_2\text{Me}$ in hot toluene, $\text{C}_{14}\text{H}_{12}\text{O}_5$ is formed – deduce a structure.
- What would be the result of reacting benzo[*c*]thiophene with maleic anhydride, then hot NaOH , then acid – the product has the formula $\text{C}_{12}\text{H}_8\text{O}_4$?

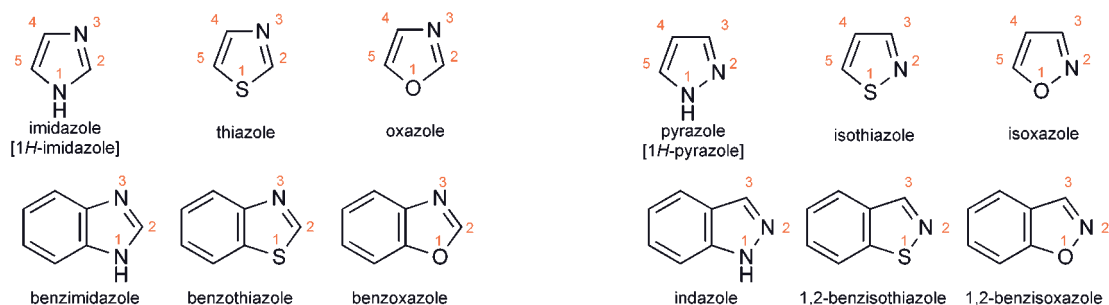
References

- ¹ 'Isoindoles', White, J. D. and Mann, M. E., *Adv. Heterocycl. Chem.*, **1969**, 10, 113; 'The chemistry of isoindoles', Bonnett, R. and North, S. A., *ibid.*, **1982**, 29, 341.
- ² 'Benzo[*c*]thiophenes', Iddon, B., *Adv. Heterocycl. Chem.*, **1972**, 14, 331.
- ³ 'Benzo[*c*]furans', Friedrichsen, W., *Adv. Heterocycl. Chem.*, **1980**, 26, 135; 'Isobenzofuran', Haddadin, M. J., *Heterocycles*, **1978**, 9, 865; 'Progress in the chemistry of isobenzofurans; applications to the synthesis of natural products and polyaromatic hydrocarbons', Rodrigo, R., *Tetrahedron*, **1988**, 44, 2093; 'Recent advances in the chemistry of benzo[*c*]furans and related compounds', Friedrichsen, W., *Adv. Heterocycl. Chem.*, **1999**, 73, 1.
- ⁴ Bonnett, R., Brown, R. F. C. and Smith, R. G., *J. Chem. Soc., Perkin Trans. 1*, **1973**, 1432.
- ⁵ Bender, C. O. and Bonnett, R., *J. Chem. Soc., Chem. Commun.*, **1966**, 198.
- ⁶ Veber, D. F. and Lwowski, W., *J. Am. Chem. Soc.*, **1964**, 86, 4152.
- ⁷ Kreher, R. and Herd, K. J., *Angew. Chem., Int. Ed. Engl.*, **1974**, 13, 739.
- ⁸ Kreher, R., Kohl, N. and Use, G., *Angew. Chem., Int. Ed. Engl.*, **1982**, 21, 621.
- ⁹ Laws, A. P. and Taylor, R., *J. Chem. Soc., Perkin Trans. 2*, **1987**, 591.
- ¹⁰ Kreher, R. P. and Use, G., *Chem. Ber.*, **1989**, 122, 337.
- ¹¹ von Dobeneck, H., Reinhard, H., Deubel, H. and Wolkenstein, D., *Chem. Ber.*, **1969**, 102, 1357.
- ¹² Theilacker, W. and Kalenda, H., *Justus Liebigs Ann. Chem.*, **1953**, 584, 87.
- ¹³ Wiersum, U. E. and Mijs, W. J., *J. Chem. Soc., Chem. Commun.*, **1972**, 347.
- ¹⁴ Berson, J. A., *J. Am. Chem. Soc.*, **1953**, 75, 1240.
- ¹⁵ Rio, G. and Scholl, M.-J., *J. Chem. Soc., Chem. Commun.*, **1975**, 474.
- ¹⁶ Faragher, R. and Gilchrist, T. L., *J. Chem. Soc., Perkin Trans. 1*, **1976**, 336.
- ¹⁷ Martin, C., Maillet, P., and Maddaluno, J., *Org. Lett.*, **2000**, 2, 923.
- ¹⁸ Tobia, D. and Rickborn, B., *J. Org. Chem.*, **1987**, 52, 2611.

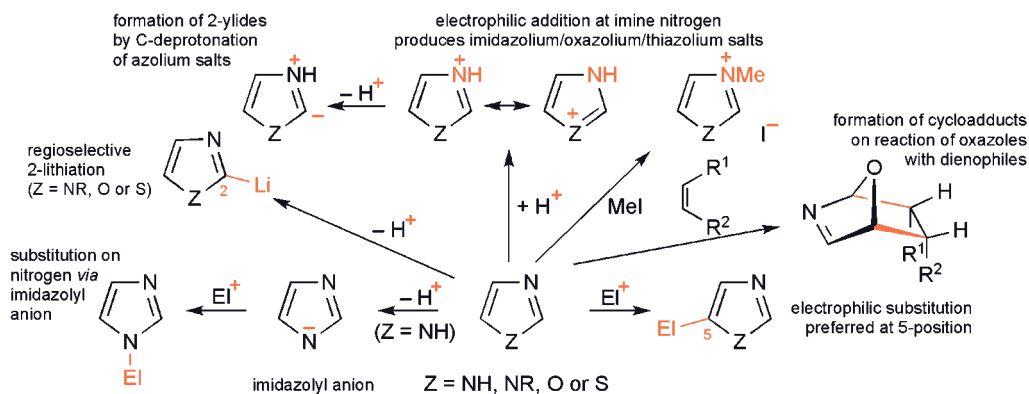
- ¹⁹ Mayer, R., Kleinert, H., Richter, S. and Gewald, K., *Angew. Chem., Int. Ed. Engl.*, **1962**, *1*, 115.
- ²⁰ Cava, M. P., Pollack, N. M., Mamer, O. A. and Mitchell, M. J., *J. Org. Chem.*, **1971**, *36*, 3932.
- ²¹ 'Advances in the chemistry of phthalocyanines', Lever, A. B. P., Hempstead, M. R., Leznoff, C. C., Liew, W., Melnik, M., Nevin, W. A. and Seymour, P., *Pure. Appl. Chem.*, **1986**, *58*, 1461.
- ²² Elvidge, J. A. and Linstead, R. P., *J. Chem. Soc.*, **1955**, 3536.
- ²³ Bornstein, J. and Shields, J. E., *Org. Synth., Coll. Vol. V*, **1973**, 1064.
- ²⁴ Kreher, R. and Seubert, J., *Z. Naturforsch.*, **1966**, *20b*, 75.
- ²⁵ Kreher, R. and Herd, K. J., *Heterocycles*, **1978**, *11*, 409.
- ²⁶ Thesing, J., Schäfer, W. and Melchior, D., *Justus Liebigs Ann. Chem.*, **1964**, 671, 119.
- ²⁷ Kreher, R. and Seubert, J., *Angew. Chem., Int. Ed. Engl.*, **1964**, *3*, 639; *ibid.*, **1966**, *5*, 967.
- ²⁸ Veber, D. F. and Lwowski, W., *J. Am. Chem. Soc.*, **1964**, *86*, 4152.
- ²⁹ Priestley, G. M. and Warrenner, R. N., *Tetrahedron Lett.*, **1972**, 4295; Bornstein, J., Remy, D. E. and Shields, J. E., *J. Chem. Soc., Chem. Commun.*, **1972**, 1149.
- ³⁰ Haddadin, M. J. and Chelhot, N. C., *Tetrahedron Lett.*, **1973**, 5185.
- ³¹ Holland, J. M. and Jones, D. W., *J. Chem. Soc., C*, **1970**, 536; Kreher, R. P. and Kalischko, J., *Chem. Ber.*, **1991**, 645.
- ³² El-Shishtawy, R. M., Fukunishi, K. and Miki, S., *Tetrahedron Lett.*, **1995**, *36*, 3177.
- ³³ Mohanakrishnan, A. K. and Amaladass, P., *Tetrahedron Lett.*, **2005**, *46*, 4225.
- ³⁴ Dann, O., Kokorudz, M. and Gropper, R., *Chem. Ber.*, **1954**, *87*, 140.
- ³⁵ Warrenner, R. N., *J. Am. Chem. Soc.*, **1971**, *93*, 2346.
- ³⁶ Mitchell, R. H., Iyer, V. S., Khalifa, N., Mahadevan, R., Venugopalan, S., Weerawarna, S. A. and Zhou, P., *J. Am. Chem. Soc.*, **1995**, *117* 1514.
- ³⁷ Naito, K. and Rickborn, B., *J. Org. Chem.*, **1980**, *45*, 4061.
- ³⁸ Crump, S. L. and Rickborn, B., *J. Org. Chem.*, **1984**, *49*, 304.
- ³⁹ Mikami, K. and Ohmura, H., *Org. Lett.*, **2002**, *4*, 3355.
- ⁴⁰ Tu, N. P. W., Yip, J. C. and Dibble, P. W., *Synthesis*, **1996**, 77.
- ⁴¹ Zajec, W. W. and Pichler, D. E., *Can. J. Chem.*, **1966**, *44*, 833; Potts, K. T. and Elliott, A. J., *Org. Prep. Proc. Int.*, **1972**, *4*, 269.
- ⁴² Newman, M. S., *J. Org. Chem.*, **1961**, *26*, 2630.
- ⁴³ Benderradji, F., Nechab, M., Einhorn, C. and Einhorn, J., *Synlett*, **2006**, 2035.

23

Typical Reactivity of 1,3- and 1,2-Azoles and Benzo-1,3- and -1,2-Azoles

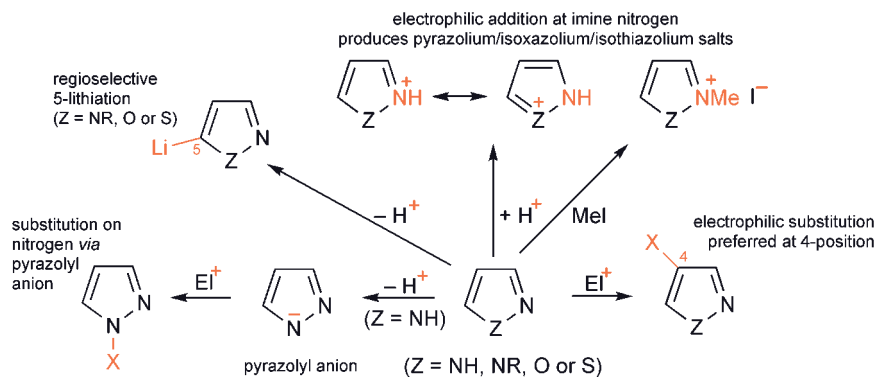


The 1,3- and 1,2-azoles each contain one heteroatom in an environment analogous to that of the nitrogen in pyridine – an imine nitrogen – and one heteroatom like the nitrogen in pyrrole, or the sulfur in thiophene or the oxygen in furan. Consequently, the chemical reactions of the 1,2- and 1,3-azoles present a fascinating combination and mutual interaction of the types of reactivity that have been described earlier in this book for azines, on the one hand, and for pyrrole, thiophene and furan, on the other, with the variation in electronegativity of the five-membered-type heteroatom having a substantial differentiating effect.



Typical reactions of 1,3-azoles

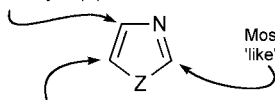
Many of the lessons to be learnt apply to both 1,3- and 1,2-azoles, though the direct linking of the two heteroatoms in the latter has a substantial inductive influence, altering properties in degree. Thus the 1,2-azoles tend to be less nucleophilic and less basic at the imine nitrogen than their 1,3-isomers. That such electrophilic additions occur readily, illustrates, as for pyridine, that an imine nitrogen lone pair is not involved in the aromatic sextet of electrons.



Typical reactions of 1,2-azoles


Electrophilic substitution in the azoles is intermediate in facility between pyridine on the one hand and pyrroles, thiophenes and furans on the other; the presence of the electron-withdrawing imine unit has an effect on the five-membered aromatic heterocycles just as it does when incorporated into a six-membered aromatic framework, i.e. the comparison is like that between benzene and pyridine (Chapter 7). The order of reactivity – pyrrole > furan > thiophene – is echoed in the azoles, though the presence of the basic nitrogen complicates such comparisons. The regiochemistry of electrophilic attack can be rationalised nicely by comparing the ‘character’ of the various ring positions – those that are activated in being five-membered in character and those that are deactivated by their similarity to α - and γ - positions in pyridine.

Deactivated by inductive withdrawal by the adjacent nitrogen
Like a five-membered heterocycle β -position – so, activated



Least strongly deactivated.
‘Like’ a five-membered heterocycle α -position

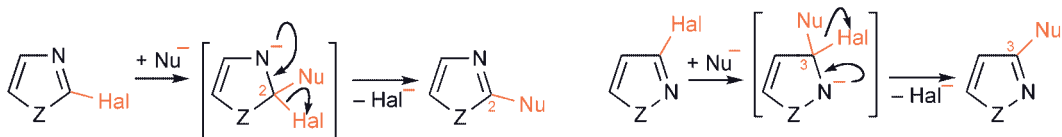
Least strongly deactivated: ‘like’ a pyridine β -position
but also ‘like’ a five-membered heterocycle β -position



‘Like’ a five-membered heterocycle α -position
but also ‘like’ a pyridine γ -position

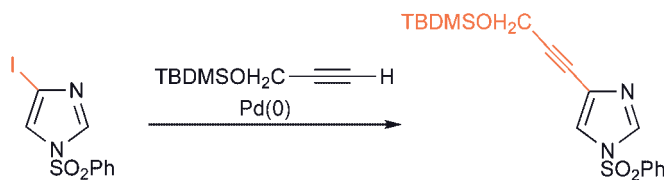
Influences on the positional reactivities of 1,3- and 1,2-azoles towards electrophilic substitution

The converse of electrophilic substitution following the five-membered pattern, is that nucleophilic substitution of halogen follows the pyridine pattern i.e. it is much faster at the 2-position of 1,3-azoles and at the 3-position of 1,2-azoles, than at other ring positions. Resonance contributors to the intermediates for such substitutions make the reason for this plain: the imine nitrogen can act as an electron sink for the attack, *only* at these positions.

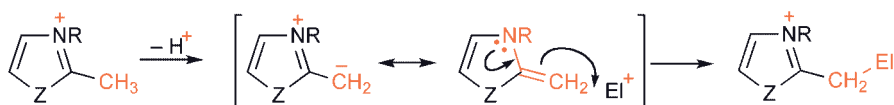


Intermediates for nucleophilic displacements on azoles

The utility of palladium(0)-catalysed processes for the elaboration of azoles has been developed extensively; one typical example serves to point up the importance of such process in azole chemistry (see Section 4.2 for a detailed discussion of palladium-catalysed processes).

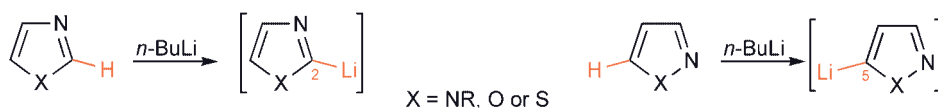


Continuing the analogy with pyridine reactivity, methyl groups at the 2-positions of 1,3-azoles and the 3-positions of 1,2-azoles carry acidified hydrogen atoms and can be deprotonated with strong bases. In further analogy with pyridines, quaternisation of the imine nitrogen makes such deprotonations even easier; the resulting enamines react with electrophiles at the side-chain carbon.



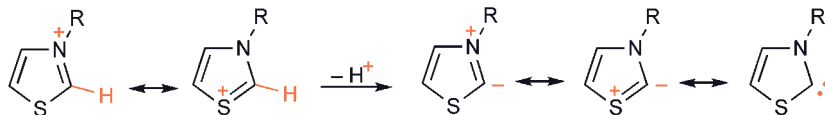
Deprotonation of 2-methyl-1,3-azolium salts

Ring deprotonation using a strong base is regioselective for the 2-position in the 1,3-azoles and for the 5-position in the 1,2-azoles.



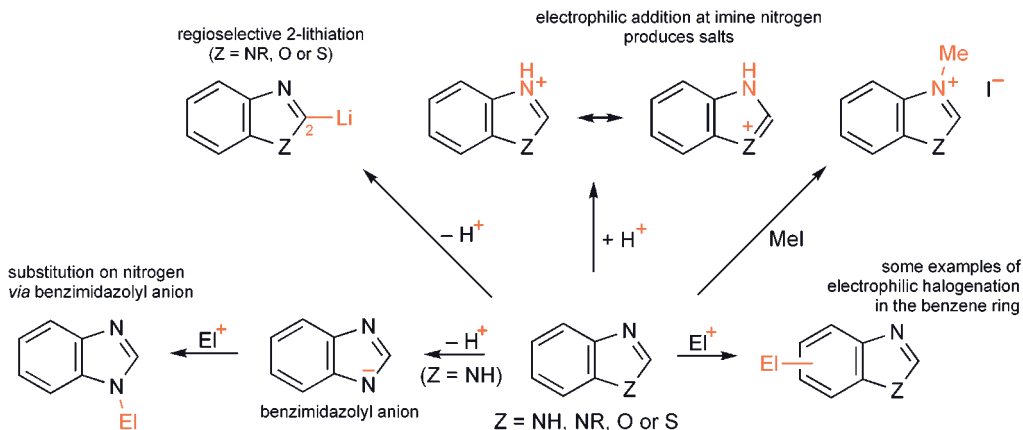
Preferred position of ring-deprotonation of azoles

The facility with which 1,3-azolium cations form ylides by 2-deprotonation is central to the biological activity of thiamine pyrophosphate (32.2.4). Such ylides have a neutral carbene resonance contributor.

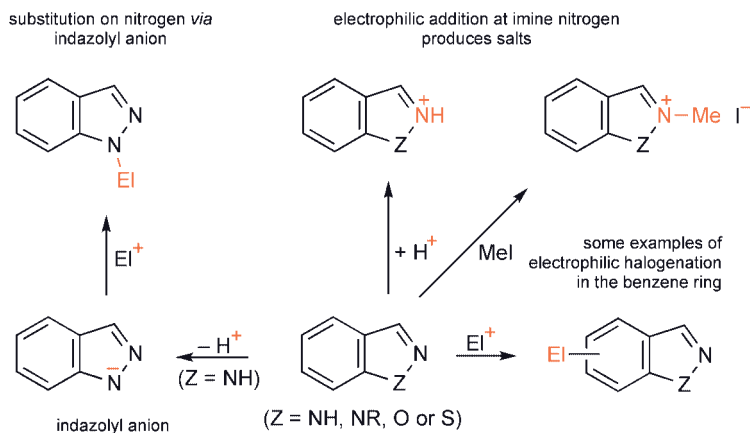


Thiazolium ylide resonance contributors

The benzo-1,3- and -1,2-azoles do not undergo electrophilic substitution on the hetero-ring; some examples of electrophilic halogenations are known in the benzene ring. These bicyclic systems are slightly weaker bases than the azoles, but react easily with alkyl halides to give salts. N-Deprotonation of indazoles or benzimidazoles allows substitution on nitrogen.

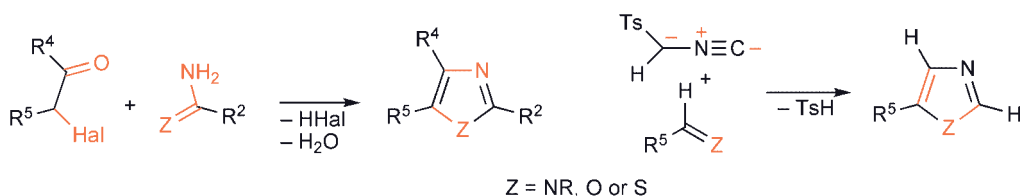


Typical reactions of benzo-1,3-azoles



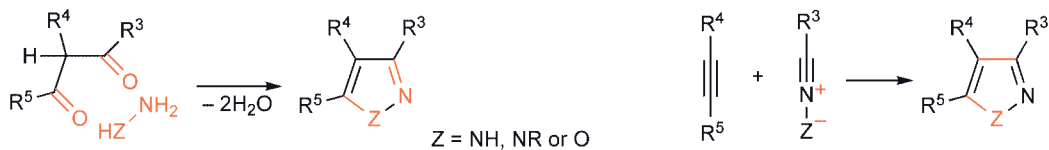
Typical reactions of benzo-1,2-azoles

It has long been known that 1,3-azoles can be assembled from a component providing the two heteroatoms, for example a thioamide or an amidine, and an α -haloketone. A more recent route employs the interaction between the anion of an isonitrile and an aldehyde, thioaldehyde or imine.



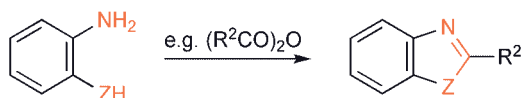
Two routes for the ring synthesis of 1,3-azoles

To produce a 1,2-azole, a 1,3-dicarbonyl-compound needs to be condensed with a unit providing the two heteroatoms – a hydrazine or hydroxylamine. The 1,3-dipolar cycloaddition of nitrile oxides or nitrile imines to alkynes provides an important route to isoxazoles and pyrazoles.



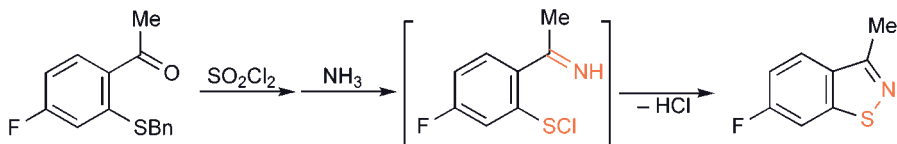
Two routes for the ring synthesis of 1,2-azoles

The benzo-1,3-azoles are commonly prepared from *ortho*-disubstituted benzenes by reaction with a carboxylic acid anhydride, or equivalent.



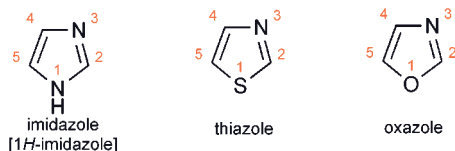
The usual ring synthesis route for benzo-1,3-azoles

Some of the routes to benzo-1,2-azoles require a heteroatom–heteroatom bond formation, but these are difficult to categorise generally, being of various mechanistic types. In one example, the generation of a sulfonyl chloride allows N–S bond formation.

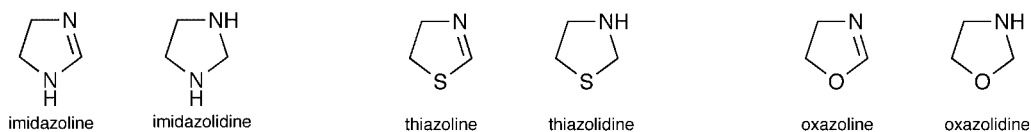


A benzothiazole synthesis

1,3-Azoles: Imidazoles, Thiazoles and Oxazoles: Reactions and Synthesis



The three 1,3-azoles, imidazole,¹ thiazole and oxazole,² are all very stable compounds that do not autoxidise. Oxazole and thiazole are water-miscible liquids with pyridine-like odours. Imidazole, which is a solid at room temperature, and 1-methylimidazole are also water soluble, but are odourless. They boil at much higher temperatures (256 °C and 199 °C) than oxazole (69 °C) and thiazole (117 °C); this can be attributed to stronger dipolar association resulting from the very marked permanent charge separation in imidazoles (the dipole moment of imidazole is 5.6 D; cf. oxazole, 1.4 D; thiazole, 1.6 D) and for imidazole itself, in addition, extensive intermolecular hydrogen bonding. The dihydro- and tetrahydro-1,3-azoles are named imidazoline/imidazolidine, thiazoline/thiazolidine and oxazoline/oxazolidine.

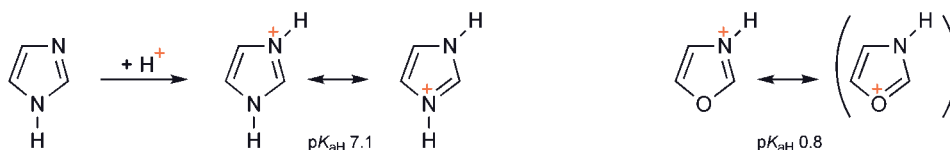


24.1 Reactions with Electrophilic Reagents

24.1.1 Addition at Nitrogen

24.1.1.1 Protonation.

Imidazole, thiazole and alkyl-oxazoles, though not oxazole itself, form stable crystalline salts with strong acids, by protonation of the imine nitrogen, N-3, known as imidazolium, thiazolium and oxazolium salts.

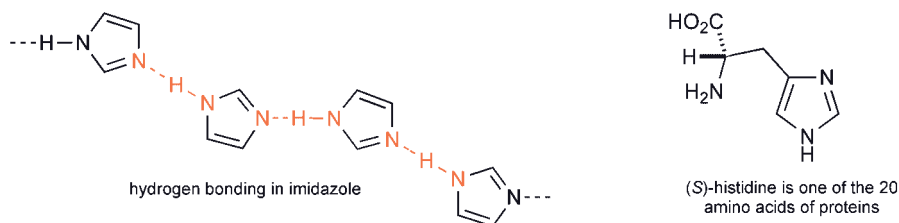


Imidazole, with a pK_{aH} of 7.1, is a very much stronger base than thiazole (2.5) or oxazole (0.8). That it is also stronger than pyridine (5.2) is due to the amidine-like resonance that allows both nitrogens to participate equally in carrying the charge. The particularly low basicity of oxazole can be understood as a

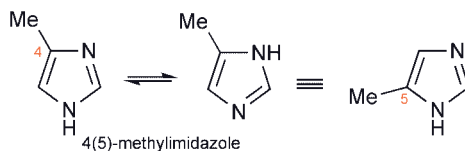
combination of inductive withdrawal by the oxygen and weaker mesomeric electron release from it. The 1,3-azoles are stable in hot, strong aqueous acid.

Hydrogen Bonding in Imidazoles

Imidazole, like water, is both a good donor and a good acceptor of hydrogen bonds; the imine nitrogen donates an electron pair and the *N*-hydrogen, being appreciably acidic (see 24.4), is an acceptor. This property is central to the mode of action of several enzymes that utilise the imidazole ring of a histidine (32.1) one of the 20 amino acids found in proteins.



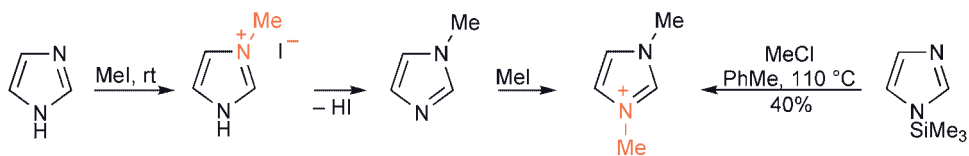
Imidazoles with a ring *N*-hydrogen are subject to tautomerism, which becomes evident in unsymmetrically substituted compounds such as the methylimidazole shown. This special feature of imidazole chemistry means that to write simply '4-methylimidazole' would be misleading, for this molecule is in rapid tautomeric equilibrium with 5-methylimidazole. All such tautomeric pairs are inseparable and the convention used to cover this phenomenon is to write '4(5)-methylimidazole'. In some pairs, one tautomer predominates, for example 4(5)-nitroimidazole favours the 4-nitro-tautomer by 400:1.



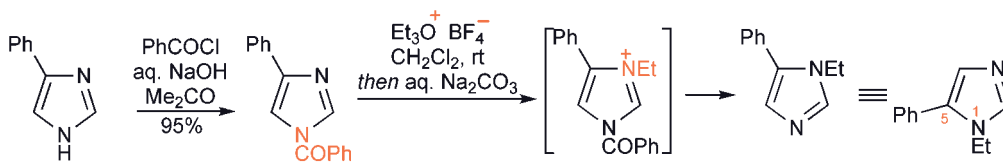
Tautomerism in imidazoles

24.1.1.2 Alkylation at Nitrogen

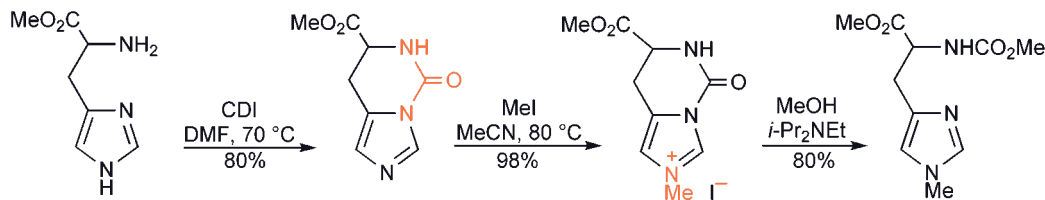
The 1,3-azoles are quaternised easily at the imine nitrogen with alkyl halides; the relative rates are: 1-methylimidazole:thiazole:oxazole, 900:15:1.³ Microwave irradiation makes the process particularly rapid.⁴ In the case of imidazoles that have an *N*-hydrogen, the immediate product is a protonated *N*-alkyl-imidazole; this can lose its *N*-hydrogen to unreacted imidazole (acting as a base) and react a second time, meaning that reactions with alkyl halides give mixtures of imidazolium, 1-alkyl-imidazolium and 1,3-dialkyl-imidazolium salts. The use of a limited amount of the alkylating agent, or reaction in basic solution,⁵ when it is the imidazolyl anion (24.4.1) that is alkylated, can minimise these complications. A 4(5)-substituted imidazole can give two isomeric 1-alkyl-derivatives: generally the main product results from alkylation of that tautomer which minimizes steric interactions, i.e. 4(5)-substituted imidazoles give 1-alkyl-4-substituted imidazoles mainly. Formation of doubly *N*-alkylated derivatives can be achieved by reacting 1-trimethylsilylimidazole with an alkyl halide.⁶



N-Alkylation of oxazoles,⁷ or imidazoles carrying, for example, a phenylsulfonyl or acyl⁸ group on nitrogen, is more difficult, requiring methyl triflate or a Meerwein salt (e.g. Et₃O⁺BF₄⁻) for smooth reaction. Subsequent simple alcoholysis of the imidazolium-sulfonamide (acylamide) releases the *N*-substituted imidazole.⁹ Moreover, since acylation of 4(5)-substituted imidazoles gives the sterically less crowded 1-acyl-4-substituted imidazoles, subsequent alkylation, then hydrolytic removal of the acyl group, produces 1,5-disubstituted imidazoles.¹⁰ Complementarily, the 1,4-disubstitution pattern can be achieved by alkylating 1-protected-5-substituted imidazoles (see 24.4.1) at *N*-3, then removing the *N*-protection.¹¹ Such protecting groups include trityl, removal of the triphenylmethyl group after alkylation requiring only simple acid treatment,¹² or 2-cyanoethyl, final elimination of acrylonitrile being the reverse of the Michael-type reaction used to introduce this group.¹³

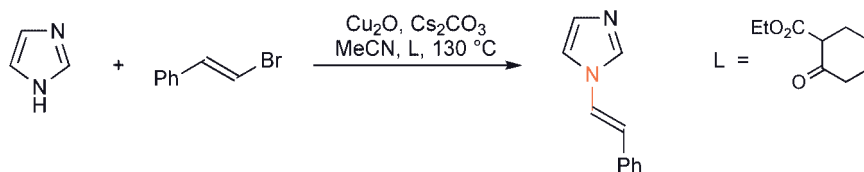


Another device to control the position of *N*-alkylation is applicable to histidine and histamine: a cyclic urea is first prepared by reaction with carbonyl dimidazole (24.1.1.3), forcing the alkylation onto the other nitrogen, methanolytic ring opening then providing the *N*-1-alkylated, carbamate-protected derivative.¹⁴



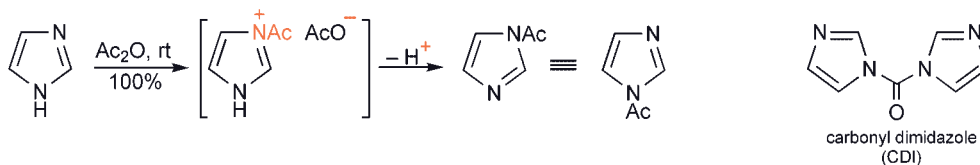
Exposure of imidazole to ‘normal’ Mannich conditions leads to *N*-(dimethylaminomethyl)imidazole, presumably *via* attack at the imine nitrogen, followed by loss of proton from the other nitrogen.¹⁵

N-Arylation or *N*-vinylation of imidazoles or benzimidazole can be achieved efficiently with metal catalysis¹⁶ (see 4.2).



24.1.1.3 Acylation at Nitrogen

Acylation of imidazole produces *N*-acylimidazoles *via* loss of proton from the initially-formed *N*-3-acylimidazolium salt.¹⁷ *N*-Acyl-imidazoles are even more easily hydrolysed than *N*-acyl-pyrroles; moist air is sufficient. The ready susceptibility to nucleophilic attack at carbonyl carbon has been capitalised upon: commercially available 1,1'-carbonyldiimidazole (CDI), prepared from imidazole and phosgene, can be used as a safe, phosgene synthon, and also in the activation of acids for formation of amides and esters *via* the *N*-acyl-imidazole.¹⁸

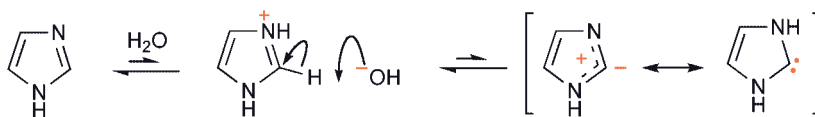


In another application, *N*-acyl-imidazoles react with lithium aluminium hydride at 0 °C to give aldehydes, providing a route from the acid oxidation level.¹⁹ In a similar way, 1-cyanoimidazole acts as a mild and efficient *N*-, *S*- and *C*-cyanating agent.²⁰

24.1.2 Substitution at Carbon

24.1.2.1 Protonation

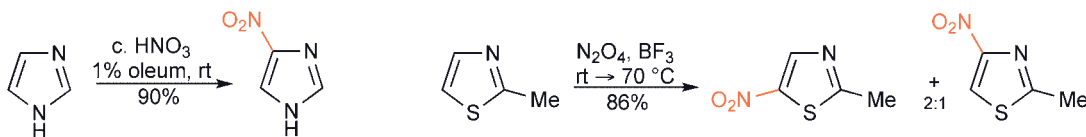
In acid solution, *via* a protonation-deprotonation sequence, hydrogen at the imidazole 5-position exchanges about twice as rapidly as at C-4 and >100 times faster than at C-2.²¹ An altogether faster exchange, which takes place at room temperature in neutral or weakly basic solution, but not in acidic solution, brings about C-2-H exchange;²² oxazole and thiazole also undergo this regioselective C-2-H exchange, the relative rates being in the order: imidazole > oxazole > thiazole.²³ The mechanism for this special process involves first, formation of protonic salt, then C-2-H deprotonation of the salt, producing a transient ylide, to which a carbene form is an important resonance contributor. It follows from this mechanism that quaternary salts of 1-alkyl-imidazoles, and of oxazole and thiazole will also undergo regioselective C-2-H exchange, and this is indeed the case. The relative rates of exchange, *via* the ylide mechanism, are in the order: oxazolium > thiazolium > *N*-methylimidazolium, in a ratio of about 10⁵:10³:1.²⁴ Much attention²⁵ has been paid to thiazolium salts because of the involvement of exactly such an ylide in the mode of action of thiamin in its role as a component of a coenzyme in several biochemical processes²⁶ (32.2.4). ‘*N*-Heterocyclic carbenes’, C-2-ylides from imidazolium salts, have become very important ligands in palladium catalysis (see 24.10 and 4.2.2).



In the thermal decarboxylation of 1,3-azole-5-acids, the order of ease of loss of carbon dioxide is again oxazole- > thiazole- > *N*-methylimidazole-5-acids, but about 10⁶ more slowly, than decarboxylation of the 2-acids.²⁷

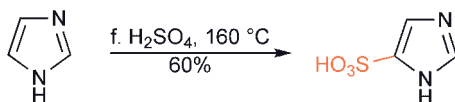
24.1.2.2 Nitration

Imidazole is much more reactive towards nitration than thiazole, substitution taking place *via* the salt,²⁸ as does nitration of alkyl-thiazoles.²⁹ Thiazole itself is untouched by nitric acid/oleum at 160 °C, but methyl-thiazoles are sufficiently activated to undergo substitution, the typical regioselectivity being for formation of more 5-nitro than 4-nitro derivatives;³⁰ the 2-position is not attacked: 4,5-dimethylimidazole is resistant to nitration. The much less reactive oxazoles do not undergo nitration.



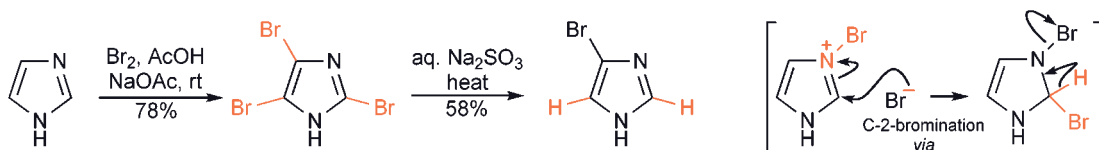
24.1.2.3 Sulfonation

Here again, thiazoles are much less reactive than imidazoles,³¹ generally requiring high temperatures and mercury(II) sulfate as catalyst for any reaction to take place;³² oxazole sulfonations are unknown.



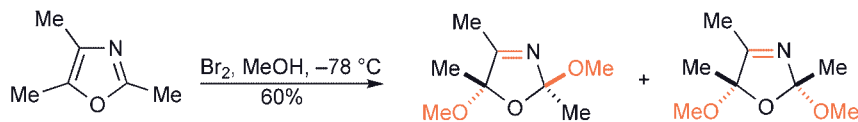
24.1.2.4 Halogenation

Imidazole,³³ and 1-alkyl-imidazoles,³⁴ are brominated with remarkable ease at all free nuclear positions. It is, at first sight, somewhat surprising that such relatively mild conditions allow bromination of imidazole at C-2, but it must be remembered that the neutral imidazole, not its protonic salt (cf. nitration and sulfonation), is available for attack, thus electrophilic addition of bromine to imine nitrogen, then addition of bromide at C-2 and finally elimination of hydrogen bromide may be the key to the 2-bromination.



4(5)-Bromoimidazole can be obtained by reduction of tribromoimidazole with sodium sulfite,³⁵ *via* regioselective exchange of the 2- and 5-halogens using *n*-butyllithium, then water quenching,³⁶ or by bromination of imidazole with 4,4-dibromocyclohexa-2,5-dienone.³⁷ Chlorination with hypochlorite in alkaline solution effects substitution only at the 4- and 5-positions.³⁸ Iodination of imidazoles that have a free *N*-hydrogen, in alkaline solution and therefore *via* the imidazolyl anion, can also give fully halogenated products;³⁹ 4,5-diiodination of imidazole takes place in cold alkaline solution.⁴⁰

Thiazole does not undergo bromination easily, though 2-methylthiazole brominates at C-5; when the 5-position is not free, no substitution occurs, thus 2,5-dimethylthiazole, despite its two activating substituents, is not attacked.⁴¹ 2-Bromothiazole brominates to produce the 2,5-dibromo-isomer.⁴² Halogenation of simple oxazoles has not been reported, however addition products, mainly 1,4-oriented and analogous to those obtained from furan (cf. 18.1.1.4), are obtained with substituted oxazoles.⁴³

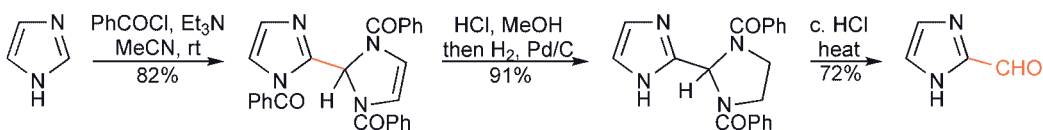


24.1.2.5 Acylation

Friedel–Crafts acylations are unknown for the azoles, clearly because of interaction between the basic nitrogen and the Lewis-acid catalyst. It is, however, possible to 2-acylate 1-alkyl-imidazoles⁴⁴ or indeed imidazole itself⁴⁵ by reaction with the acid chloride in the presence of triethylamine, the substitution proceeding *via* an *N*-acyl-imidazolium ylide. Trifluoroacetylation of *N*-substituted imidazoles, and some oxazoles and thiazoles, also produces 2-substituted products in good yields.⁴⁶ In the reverse sense, 2-acyl-substituents can be cleaved by methanolysis, the mechanism again involving an imidazolium ylide.⁴⁷

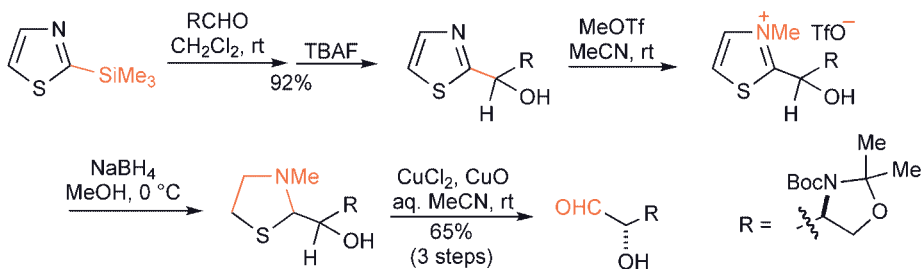


Another example of the utility of *N*-acyl-imidazolium ylides is a synthesis of 2-formylimidazole: the electrophile which attacks the ylide is in this case an *N*-benzoylimidazolium cation.⁴⁸



24.1.2.6 Reactions with Aldehydes

The discovery of *ipso*-displacement of silicon from the thiazole 2-position under mild conditions led to the development of this reaction as an essential component of a route to complex aldehydes. Subsequent quaternisation, saturation of the heterocyclic ring using sodium borohydride, and then mercury(II)- or copper(II)-catalysed treatment leads to the destruction of the thiazolidine and the formation of a new, homologous aldehyde; an example is shown below.⁴⁹



24.1.2.7 Reactions with Iminium Ions

The standard, acidic Mannich conditions do not allow simple *C*-substitutions of the imidazole, (cf. 24.1.1.2 for *N*-substitution), thiazole or oxazole systems.

24.2 Reactions with Oxidising Agents

Resistance to oxidative breakdown falls off in the order thiazoles > imidazoles > oxazoles. 2-Substituted thiazoles can be converted into *N*-oxides,⁵⁰ however peracids bring about degradation of imidazoles; oxazole *N*-oxides can only be prepared by ring synthesis. Substituted oxazoles are converted into imides, with loss of C-5.⁵¹

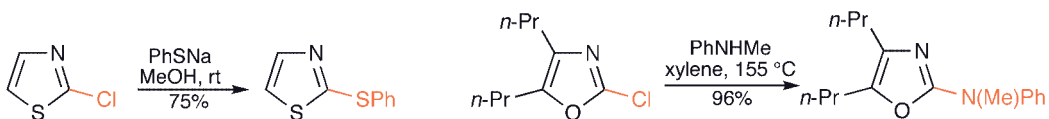
24.3 Reactions with Nucleophilic Reagents

24.3.1 With Replacement of Hydrogen

Generally speaking, the 1,3-azoles do not show the pyridine-type reactions in which hydrogen is displaced on reaction with a strong nucleophile.

24.3.2 With Replacement of Halogen

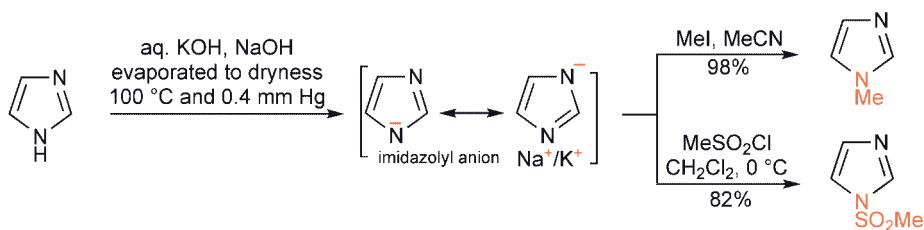
There are many examples of halogen at a 2-position undergoing nucleophilic displacement; examples chosen at random are 2-halo-thiazoles with sulfur nucleophiles⁵² (indeed, more rapidly than for 2-halo-pyridines), 2-halo-1-substituted imidazoles,⁵³ and 2-chloro-oxazoles⁵⁴ with nitrogen nucleophiles.



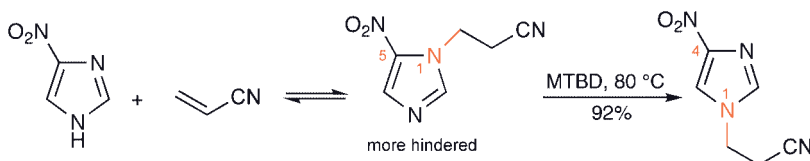
24.4 Reactions with Bases

24.4.1 Deprotonation of Imidazole *N*-Hydrogen and Reactions of Imidazolyl Anions

The pK_a for loss of the *N*-hydrogen of imidazole is 14.2; it is thus an appreciably stronger acid than pyrrole (pK_a 17.5) because of the enhanced delocalisation of charge, involving both nitrogens in the imidazolyl anion. Salts of imidazoles can be alkylated or acylated on nitrogen. One convenient method is to use the dry sodium/potassium salt obtained by evaporation of an aqueous alkaline solution;⁵⁵ sodium hydride in dimethylformamide also serves very well for this purpose.



When there is a route for the entering group to be lost again, as in the addition to a cyano-conjugated alkene, a 4(5)-substituted imidazole will give the less hindered 1,4-disubstituted product rather than the 1,5-isomer.⁵⁶

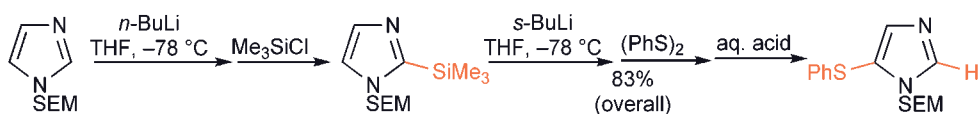


24.5 C-Metallation and Reactions of C-Metallated 1,3-Azoles⁵⁷

24.5.1 Direct Ring C–H Metallation

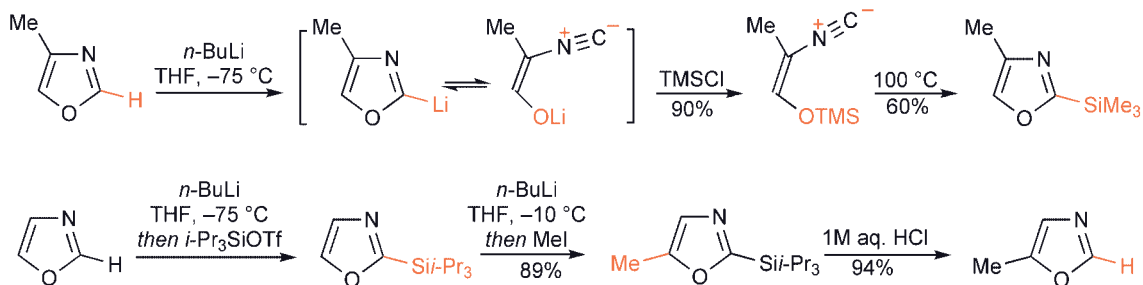
The specific deprotonation of a C-2–hydrogen in the azoles, in neutral solution, *via* an ylide, has already been discussed (24.1.2.1). Preparative strong-base lithiation of oxazoles,⁵⁸ thiazoles⁵⁹ and *N*-methylimidazole⁶⁰ takes place preferentially at C-2, or at C-5 if the former position is substituted.⁶¹ A variety of removable *N*-protecting groups have been used to achieve metallations for the eventual synthesis of *N*-unsubstituted imidazoles, including phenylsulfonyl,⁶² dimethylaminosulfonyl,⁶³ dimethylaminomethyl,¹⁵ trimethylsilylethoxymethyl,⁶⁴ diethoxymethyl,⁶⁵ 1-ethoxyethyl⁶⁶ and trityl.⁶⁷

The intrinsic tendency to lithiate at C-2, then C-5, taken with metal–halogen exchange processes for the 4-position, are a powerful combination for elaborations of the 1,3-azoles. For example, the sequence shown below produces SEM-protected 5-substituted imidazoles,^{63,68} with retention of a 2-silyl-substituent if required.⁶⁹

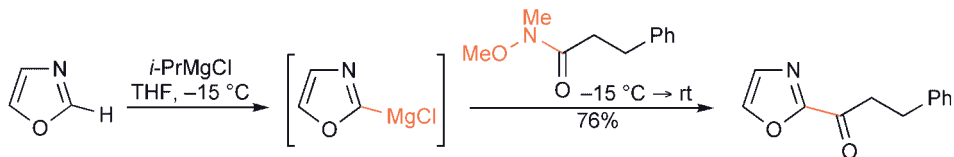


Although oxazoles follow the pattern and lithiate at C-2, 4-substituted products are produced with some electrophiles; this is explained by a ring opening of the anion, to produce an enolate, which after *C*-electrophilic attack, recloses. An estimate by NMR spectroscopy showed the ring-cleaved tautomer to dominate the equilibrium.⁷⁰ Some electrophiles produce good yields of oxazole products: reaction of lithiated oxazole with hexachloroethane produces 2-chlorooxazole in good yield.⁷¹ The open enolates can be

trapped by reaction with chlorotrimethylsilane; the open, enol trimethylsilyl ether will undergo a thermal rearrangement to form 2-trimethylsilyloxazole.⁷² More usefully, reaction with silyl triflates gives exclusively the C-silylated oxazole. 2-Triisopropylsilyloxazole, obtained in this way, is stable and can be lithiated at C-5.⁷³

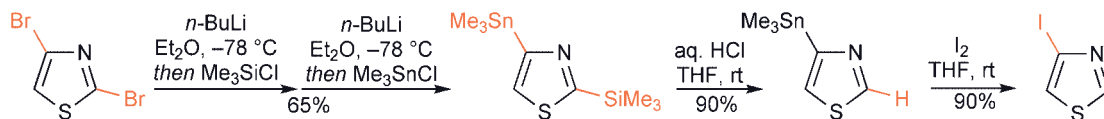


The ring-opened products can also be avoided by transmetalation to a zinc compound,⁷⁴ or by metallation with lithium tri-*n*-butylmagnesate⁷⁵ or *iso*-propylmagnesium chloride.⁷⁶

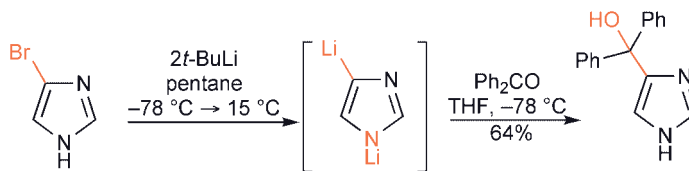


24.5.2 Metal–Halogen Exchange

The regioselectivity of metal–halogen exchange processes mirrors the C–H metallations discussed above: thus 2,4-dibromothiazole reacts at C-2 firstly.⁷⁷

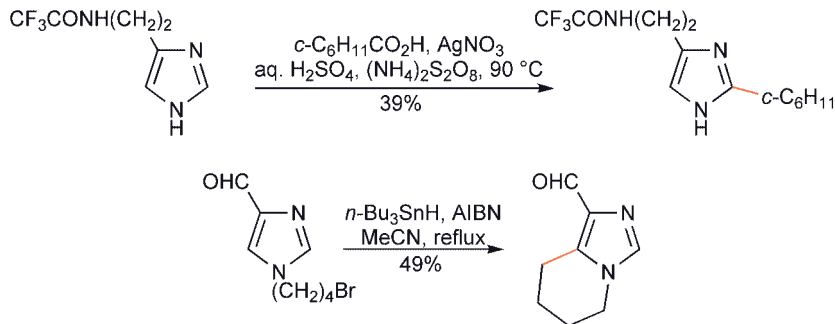


Metal–halogen exchange of 4(5)-bromoimidazole using *n*-butyllithium,⁷⁸ or of 4(5)-iodoimidazole, using methylmagnesium chloride with lithium chloride,⁷⁹ is possible without *N*-protection.



24.6 Reactions with Radicals

The preferred site for Minisci substitution of imidazoles in acid solution is C-2,⁸⁰ however intramolecular alkylation of a 4-formylimidazole in neutral solution occurs at C-5.⁸¹ Intramolecular displacement of tosyl as a C-2 substituent, has also been demonstrated.⁸²

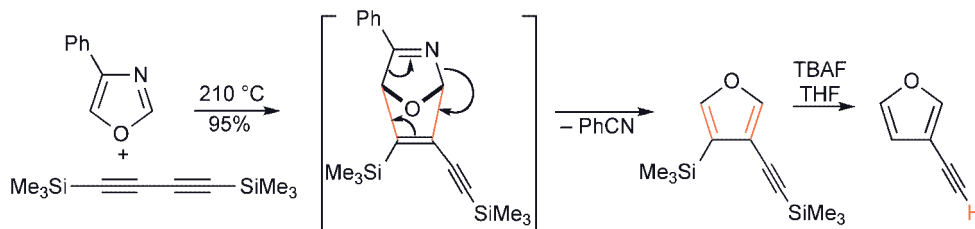


24.7 Reactions with Reducing Agents

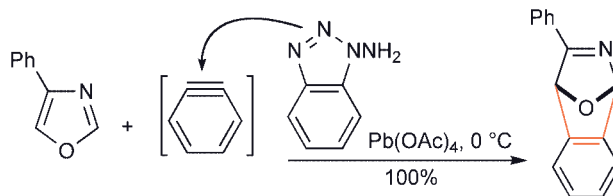
Of the 1,3-azoles, oxazoles are the most easily reduced, catalytic sequences also bringing about C–O bond cleavage. 1,3-Azolium salts are easily attacked by hydride reducing agents: thiazolium salts produce tetrahydro derivatives (24.1.2.6).⁸³

24.8 Electrocyclic Reactions

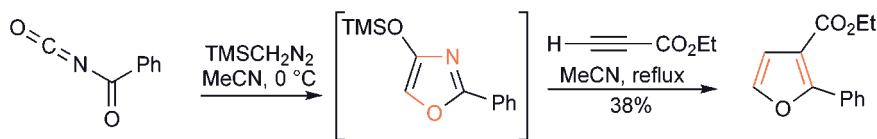
Oxazoles readily undergo Diels–Alder type cycloaddition across the 2,5-positions, in parallel with the behaviour of furans (18.7). Thiazole and imidazole do not show this mode of reactivity, however they do react with highly electrophilic alkynes *via* initial electrophilic addition to the nitrogen, then nucleophilic intramolecular cyclising addition (cf. the comparable reactivity of quinolines, 9.13).⁸⁴



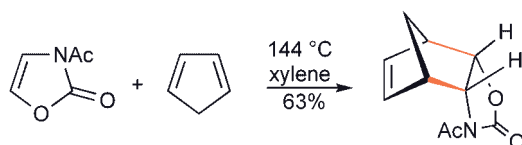
Oxazole cycloadditions have been reported with alkyne dienophiles⁸⁵ (tandem Diels–Alder addition and retro Diels–Alder loss of a nitrile leads on to furans), benzyne (the primary adduct can be isolated),⁸⁶ and with typical alkene dienophiles and the adducts can be transformed⁸⁷ into pyridines (8.14.1.4).



Electron-releasing substituents on the oxazoles increase the rate of reaction: 5-alkoxy-oxazoles are comparable in reactivity to typical all-carbon dienes. 4-(Trimethylsilyloxy)-oxazoles react smoothly to produce furans at modest temperatures.⁸⁸

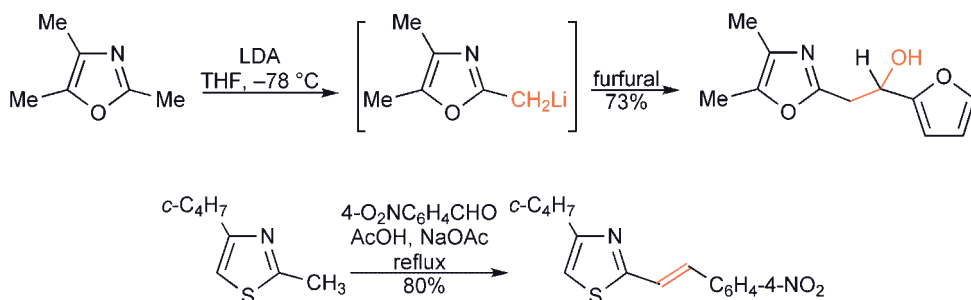


Particularly useful dienophiles are *N*-acyl-oxazolones – the products are protected *cis*-1,2-amino-alcohols.⁸⁹



24.9 Alkyl-1,3-Azoles

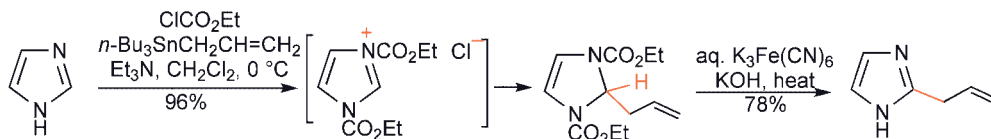
Protons on methyl groups at 1,3-azole 2-positions are sufficiently acidic for strong-base deprotonation,⁹⁰ and are more acidic than methyl groups at other positions; an *ortho*-tertiary carboxamide can overcome this intrinsic tendency.⁹¹ The presence of a 5-nitro group allows much milder base-catalysed condensations to occur by assisting in the stabilisation of the carbanion.²⁹ Condensation at the 2-methyl of thiazoles proceeds in organic acid solution.⁹² *N*-Acylation also increases the acidity of 2-methyl groups, allowing *C*-acylation *via* a non-isolable enamide.⁹³



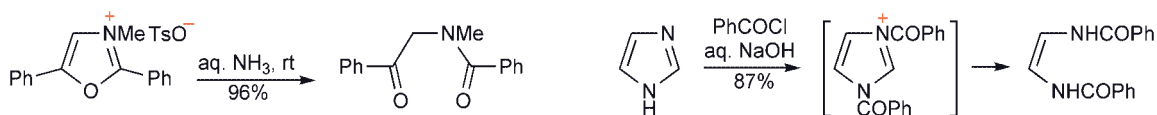
24.10 Quaternary 1,3-Azoliium Salts

1,3-Dialkyl-imidazolium salts, for example 1-*n*-Butyl-3-methylimidazolium hexafluorophosphate (or tetrafluoroborate) are a major group of ionic liquids (for a fuller discussion, see 31.5).

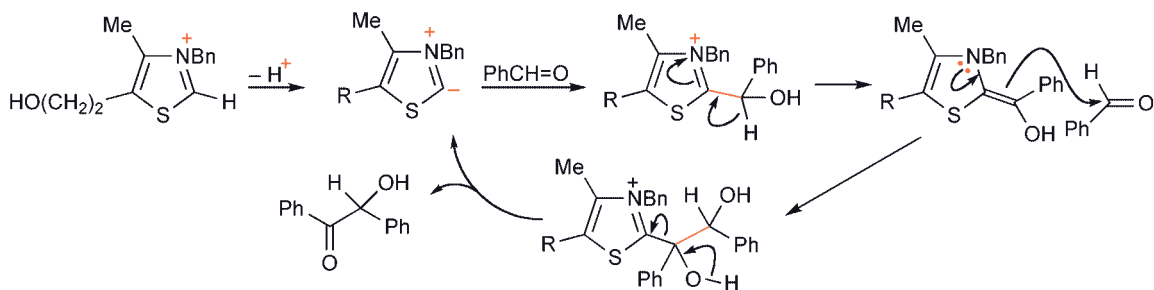
N-Alkoxy-carbonyl-1,3-azoliium salts, generated *in situ* by reaction with chloroformates, will react with allylstannanes,⁹⁴ or allylsilanes⁹⁵ by addition of the equivalent of an allyl anion. In the same way, silyl enol ethers add the equivalent of an enolate to give 2,3-dihydro-2-substituted imidazoles and thiazoles.⁹⁶



Azoliium salts are readily attacked by hydroxide, addition at C-2 being followed by ring opening.⁹⁷



The C-2-exchange of azolium salts *via* an ylide mechanism was discussed in Section 24.1.2.1. Thiamin pyrophosphate acts as a coenzyme in several biochemical processes and in these, its mode of action depends on the intermediacy of a 2-deprotonated species (32.2.4). In the laboratory, thiazolium salts (3-benzyl-5-(2-hydroxyethyl)-4-methylthiazolium chloride is commercially available) will act as catalysts for the benzoin condensation, and in contrast to cyanide, the classical catalyst, allow such reactions to proceed with alkanals, as opposed to araldehydes; the key steps in thiazolium ion catalysis for the synthesis of 2-hydroxy-ketones are shown below and depend on the formation and nucleophilic reactivity of the C-2-ylide. Such catalysis provides acyl-anion equivalents.

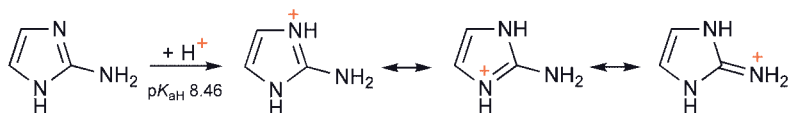


Significantly, replacing a thiazolium ring with an oxazolium ring gives a thiamin analogue in which there is no catalytic activity,⁹⁸ similarly 3,4-dimethyloxazolium iodide does not catalyse a benzoin condensation.⁹⁹ Nature has selected the heterocyclic system with the correct balance – oxazolium ylides are formed faster, but because of the greater stability that this reflects, do not then add to carbonyl groups as is required for catalytic activity. In keeping with the carbenoid character of thiazolium ylides, they dimerise; the dimers, either in their own right, or by reversion to monomer, are also catalysts for the benzoin condensation.¹⁰⁰

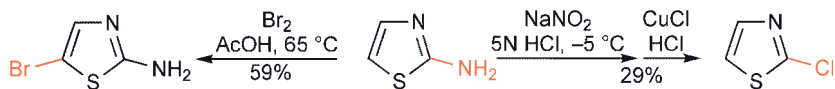
What have become known as *N*-heterocyclic carbenes (NHCs) are important ligands for transition metals (see 4.2), especially in catalytic processes.¹⁰¹ Isolable, crystalline carbenes can be derived even from a salt as simple as 1,3,4,5-tetramethylimidazolium. The NHC which has been most utilized in stabilizing both high- and low-valency states of metals, is the 1,3-bis(2,4,6-trimethylphenyl)imidazole carbene.¹⁰² The pK_{aH} s for NHCs, in the range of 22–24, show them to be amongst the most basic neutral compounds; they are strongly nucleophilic.

24.11 Oxy-^{103,104} and Amino-¹⁰⁵1,3-Azoles

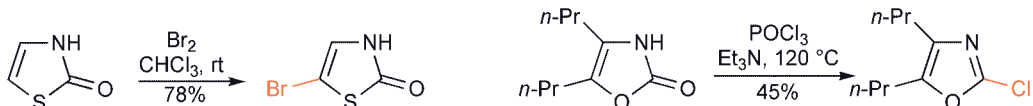
Amino-1,3-azoles exist as the amino tautomers. 2-Amino-1,3-azoles tend to be more stable than other isomers. All amino-1,3-azoles protonate on the ring nitrogen. 2-Aminothiazole has a pK_{aH} of 5.39, which compares with the value for 2-aminoimidazole of 8.46, reflecting, in part, the symmetry of the resonating guanidinium type system in the latter.



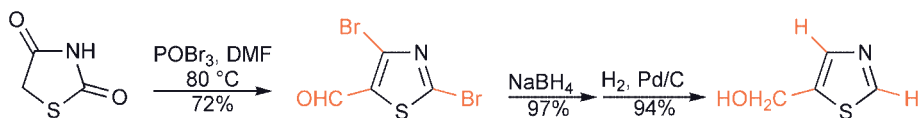
The amino-1,3-azoles behave as normal arylamines, for example undergoing carbonyl condensation reactions, easy electrophilic substitutions¹⁰⁶ and diazotisation,¹⁰⁷ though 2-amino-oxazoles cannot be diazotised,¹⁰⁸ presumably due to the greater electron withdrawal by the oxygen.



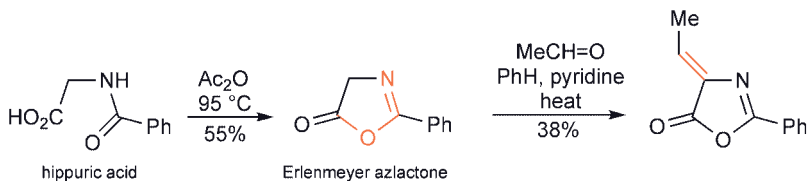
The oxygen-substituted 1,3-azoles exist in their carbonyl tautomeric forms. The bromination of thiazol-2-one, at C-5, is a nice demonstration of relative reactivity: here the double bond carries both sulfur and nitrogen, and it is the latter, i.e. the enamide rather than the enethiol ester character, that dictates the site of electrophilic attack.¹⁰⁹



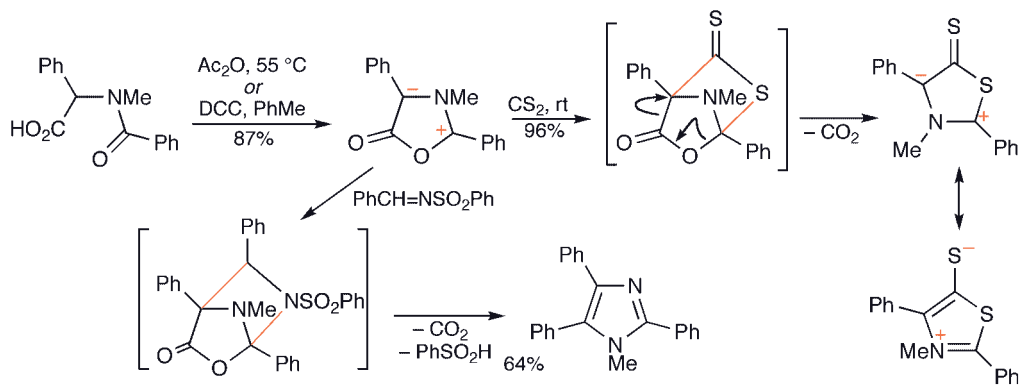
1,3-Azol-2-ones can be converted into the 2-halo-azoles by reaction with phosphorus halides.⁵³ Thiazolidine-2,4-dione is converted efficiently into 2,4-dibromothiazole by heating with phosphoryl bromide.⁴² When accompanied by dimethylformamide, i.e. under Vilsmeier conditions, ring formylation also occurs and, after hydrogenolytic removal of halogen, the overall sequence can be seen to be a means for the preparation of 5-hydroxymethylthiazole.¹¹⁰



The 5-ones condense in an aldol fashion at C-4.¹¹¹ Alkylation of the 1,3-azolones can take place either on the oxygen, giving alkyloxy-1,3-azoles, or on nitrogen; for example thiazol-2-one reacts with diazomethane giving 2-methoxythiazole, but with methyl iodide/methoxide, to give 3-methylthiazol-2-one.¹¹²

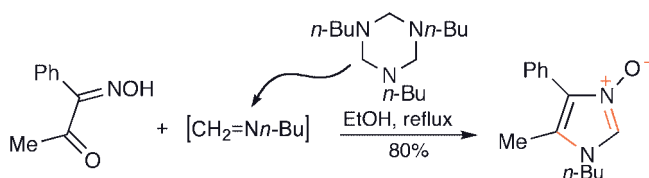


4(5)-Oxazolones are simply cyclic anhydrides of *N*-acyl- α -amino acids, and are constructed in the way that this implies. If the nitrogen also carries an alkyl group, cyclisation¹¹³ can only lead to an overall neutral product by adopting a zwitterionic structure, for which no neutral canonical form can be written – a mesoionic structure. Mesoionic oxazolones (named ‘münchnones’ by Huisgen after their discovery at the University of München, Germany) undergo ready dipolar cycloadditions,¹¹⁴ with loss of carbon dioxide from the initial adduct; the examples¹¹⁵ show the conversion of a münchnone into a mesoionic thiazolone and into an imidazole.

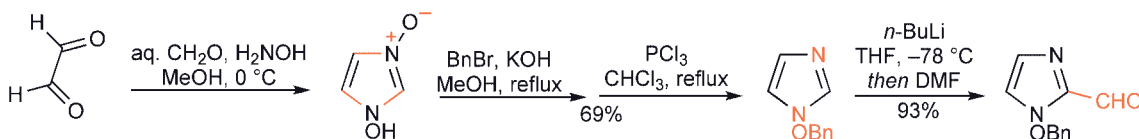


24.12 1,3-Azole *N*-Oxides

The chemistry of azole-*N*-oxides is relatively underdeveloped compared, for example, with that of pyridine *N*-oxides, largely because of difficulty in their preparation from the azoles themselves.¹¹⁶ Some ring synthetic methods can be used, for example the reaction of 1,2-dicarbonyl-mono-oximes with imines as shown.¹¹⁷



1-Benzyloxyimidazole undergoes useful 2-lithiations; hydrogenolysis produces 2-substituted 1-hydroxyimidazoles and these, in turn, can be converted into the 2-substituted imidazoles by reduction with titanium(III) chloride.¹¹⁸



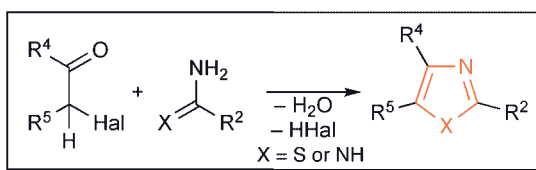
24.13 Synthesis of 1,3-Azoles^{119,120,121}

24.13.1 Ring Synthesis

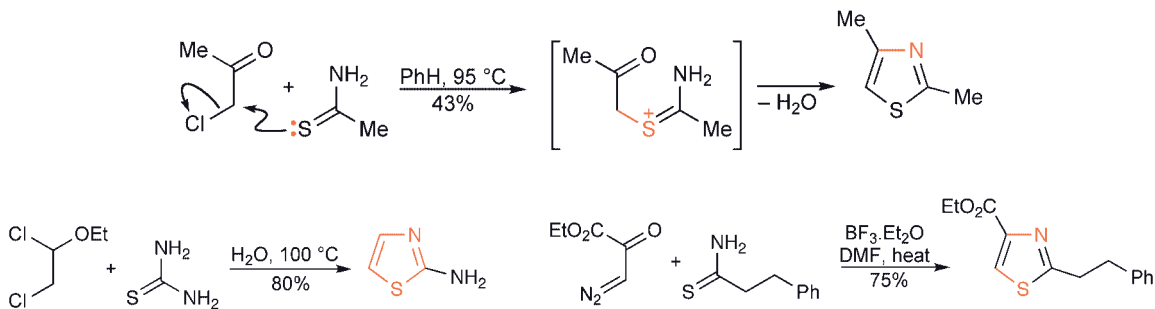
Considerable parallelism emerges from an examination of the major methods for the construction of oxazole, thiazole and imidazole ring systems.

24.13.1.1 From an α -Halo-Carbonyl-Component (or an Equivalent) and a Three-Atom Unit Supplying C-2 and Both of the Heteroatoms

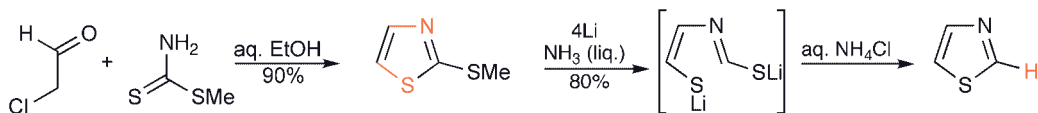
This route is particularly important for thiazoles and imidazoles.



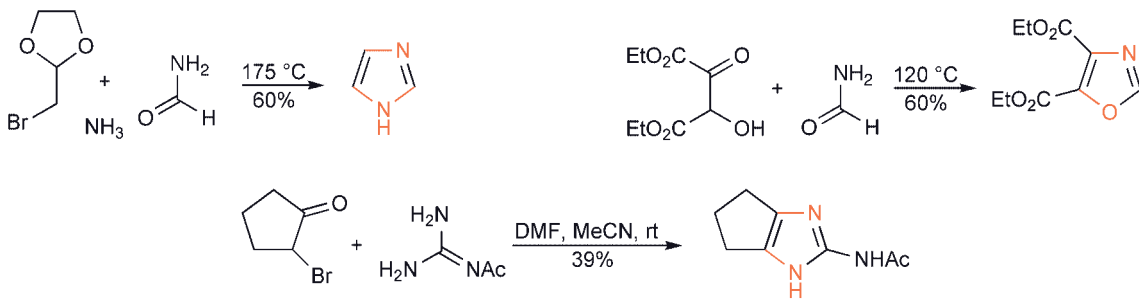
Simple examples of this strategy, which for the synthesis of thiazoles is known as the *Hantzsch synthesis*, are shown below (note there is an important pyridine ring synthesis, also named a Hantzsch synthesis (8.14.1.2)): the syntheses of 2,4-dimethylthiazole, where the heteroatoms are provided by thioacetamide,¹²² and 2-aminothiazole, in which 1,2-dichloroethyl ethyl ether is utilised as a synthon for chloroacetaldehyde and the heteroatoms derive from thiourea.¹²³ The use of thioureas as the sulfur component with 2-chloroacetamides as the second unit gives rise to 2,4-diamino-thiazoles,¹²⁴ and *N*-acyl-thioureas with 2-bromoketones produce 2-(*N*-acylamino)-thiazoles.¹²⁵ The first step in such ring syntheses is *S*-alkylation.¹²⁶ Useful variants include the use of an α -diazo-ketone in place of the α -halocarbonyl-component¹²⁷ and the conversion of 1,3-diketones into their 2-phenyl-iodonium derivatives and reaction of these with thioureas producing 2-amino-5-acyl-thiazoles.¹²⁸



The interaction of ammonia with carbon disulfide produces ammonium dithiocarbamate in solution, which reacts with 2-halo-ketones to produce thiazole-2-thiones;¹²⁹ similarly, methyl dithiocarbamate serves as a component for the construction of 2-methylthiothiazole, reducible to thiazole itself by hydrogenolysis, thus providing a good route to the unsubstituted heterocycle.¹³⁰

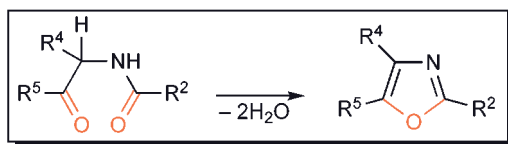


Imidazole itself can be prepared efficiently from bromoacetaldehyde ethylene acetal, formamide and ammonia; it is likely that displacement of halogen by ammonia occurs at an early stage.¹³¹ A mono-enol ether of bromomalonaldehyde reacts with amidines giving 5-formyl-imidazoles.¹³² Amidines react with 2-bromo-ketones giving 2-substituted imidazoles¹³³ and 2-acetylamino-imidazoles are formed efficiently from the interaction of 2-bromo-ketones and *N*-acetylguanidine.¹³⁴ The 2-hydroxy-aldehyde unit in sugars can be utilized in the synthesis of 4(5)-polyhydroxyalkyl-imidazoles, using ammonia and formamide: the reactions are carried out by heating at high pressure.¹³⁵

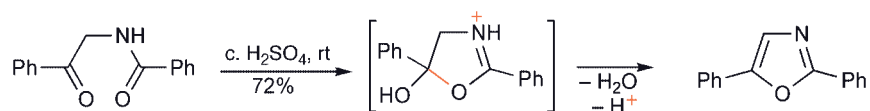


24.13.1.2 By Cyclising Dehydration of α -Acylamino-Carbonyl-Compounds

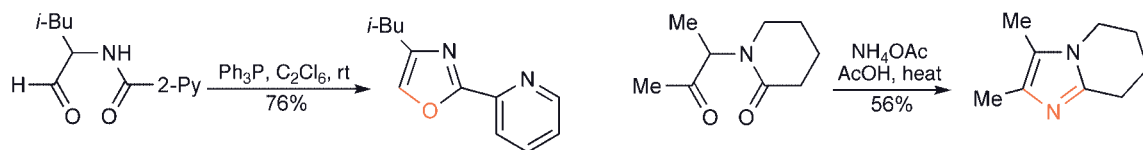
Cyclising dehydration of an α -acylamino-carbonyl-compound is particularly important for oxazoles, and can be adapted for thiazole or imidazole formation.



The classical method for making oxazoles, the *Robinson–Gabriel synthesis*, which is formally analogous to the cyclising dehydration of 1,4-dicarbonyl compounds to furans (18.13.1.1), is the acid-catalysed closure of α -acylamino-carbonyl-compounds and a simple example is shown below.¹³⁶

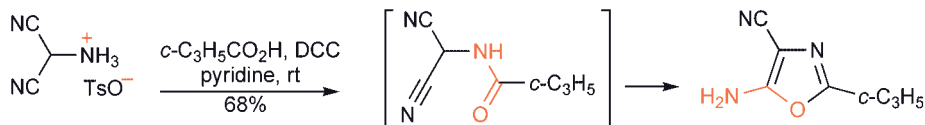


Amino acid-derived aldehydes can be converted into 5-unsubstituted oxazoles¹³⁷ and in a related sense, imidazoles can be produced by introducing ammonia to an 2-acylamino-ketone.¹³⁸

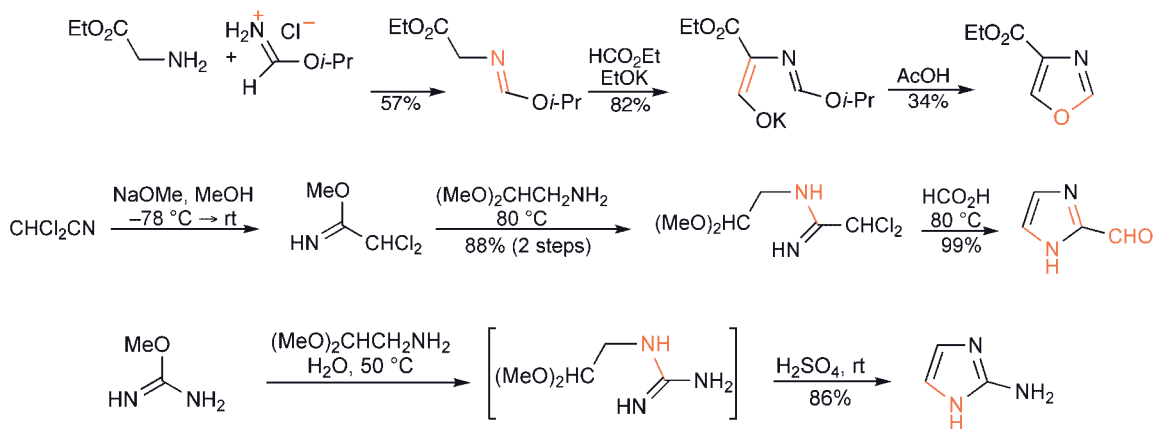


A route to all three ring systems depends on a rhodium-carbene insertion into the N–H of an amide, then direct dehydrative ring closure to an oxazole, or production of a thiazole with Lawesson's reagent, or of an imidazole with ammonia or a primary amine.¹³⁹

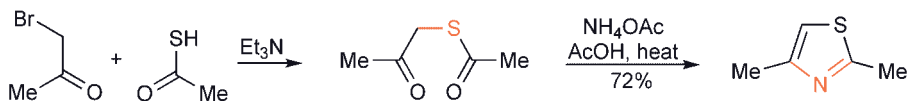
The construction of an amide using aminomalnonitrile and a carboxylic acid under typical peptide coupling conditions is accompanied by ring closure and thus the production of 5-amino-oxazoles.¹⁴⁰



A synthesis shown below of ethyl oxazole-4-carboxylate illustrates a sophisticated use of this strategy, in which an imino ether and the potassium enolate of an aldehyde are involved;¹⁴¹ iminoethers on reaction with aminoacetal give amidines, which close in acid to give 2-substituted imidazoles.^{142,143} The process can be conducted without isolation of the intermediate.¹⁴⁴

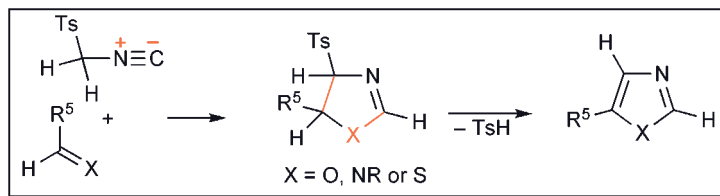


α -Acylthioketones react with ammonia to give thiazoles.¹⁴⁵

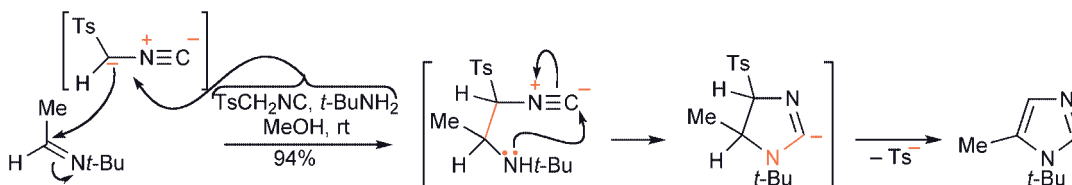


24.13.1.3 From Isocyanides

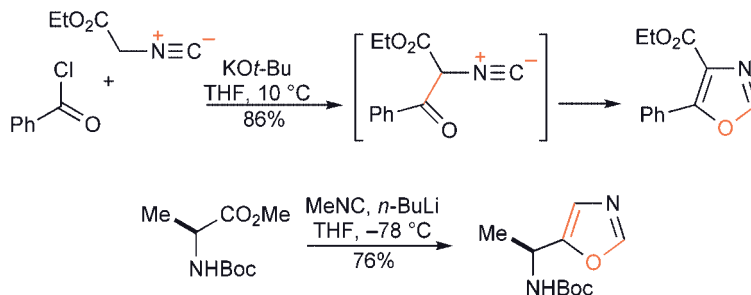
Tosylmethylisocyanide (TosMIC), can be used for the synthesis of all three 1,3-azole types.



Tosylmethylisocyanide reacts with aldehydes, affording adducts that lose toluenesulfonate on heating, giving oxazoles;¹⁴⁶ with carbon disulfide it produces 4-tosyl-5-alkylthio-thiazoles (following a subsequent *S*-alkylation)¹⁴⁷ and, in analogy to its interaction with aldehydes, it adds to *N*-alkyl-imines^{148,149} or *N*-dimethylaminosulfamyl-imines¹⁵⁰ when, following elimination of toluenesulfonate, imidazoles are formed. The analogous benzotriazolymethyl isocyanide (BetMIC) can serve in the same way and has advantages in some situations.¹⁵¹

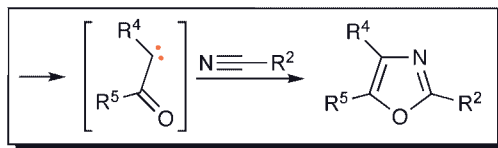


Anions derived from other isocyanides can be acylated (or thioformylated¹⁵²), the products spontaneously closing to oxazoles¹⁵³ (thiazoles).

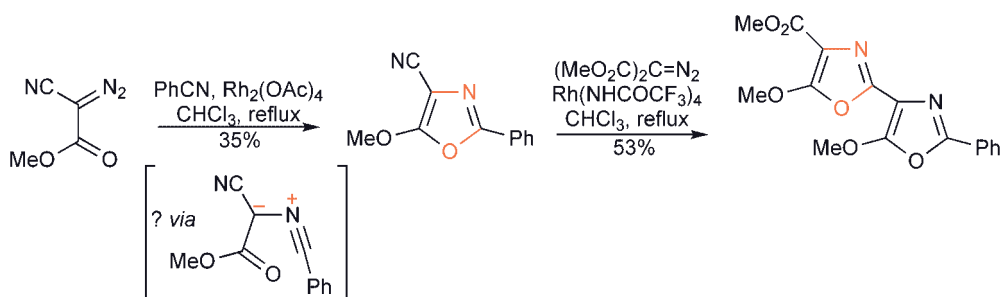


24.13.1.4 Oxazoles from α -Diazocarbonyl Compounds¹⁵⁴

The carbene or carbenoid derived from an α -diazocarbonyl-compound cycloadds to nitriles to produce oxazoles with the nitrile R group at C-2.

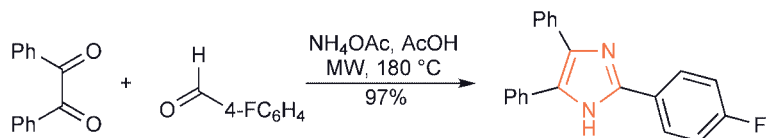


The generation of a carbene (or when using a metal catalyst, a carbenoid) from an α -diazocarbonyl compound, in the presence of a nitrile, results in overall cycloaddition and the formation of an oxazole. Both α -diazo-ketones and α -diazo-esters have been used, the examples in the sequence below showing that the result in the latter situation is the formation of a 5-alkoxy-oxazole.¹⁵⁵ The exact sequence of events is not certain, but may involve a nitrile ylide, the result of electrophilic addition of the carbene to the nitrile nitrogen.



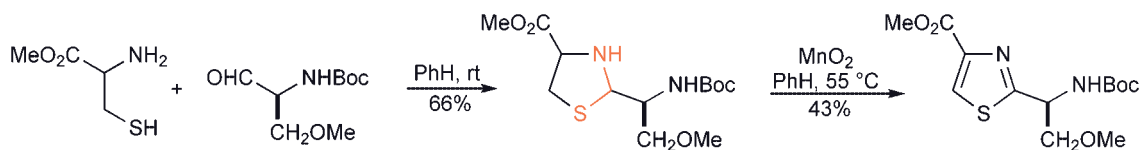
24.13.1.5 From 1,2-Diketones, Aldehydes and Ammonia

The microwave assisted interaction of a 1,2-diketone, an aldehyde and ammonia produces trisubstituted imidazoles.¹⁵⁶



24.13.1.6 By Dehydrogenation

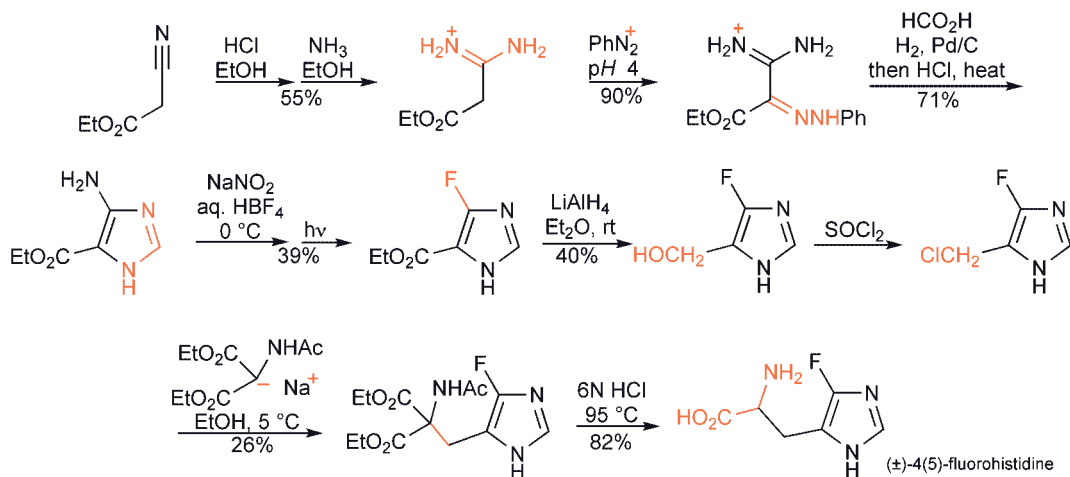
The ring synthesis of the tetrahydro-1,3-azoles is simply the formation of *N,N*-, *N,O*- or *N,S*-analogues of aldehyde cyclic acetals; the ring synthesis of the 4,5-dihydro-heterocycles requires reaction with an acid oxidation level component or the inclusion of iodine in a reacting mixture of ethylene diamine or aminoethanol and an aldehyde. A good route to the aromatic systems is therefore the dehydrogenation of these reduced and partially reduced systems. Nickel peroxide,¹⁵⁷ manganese(IV) oxide,¹⁵⁸ copper(II) bromide/base¹⁵⁹ and bromotrichloromethane/diazabicycloundecane¹⁶⁰ have been used. The example shown uses cysteine methyl ester with a chiral aldehyde to form the tetrahydrothiazole.



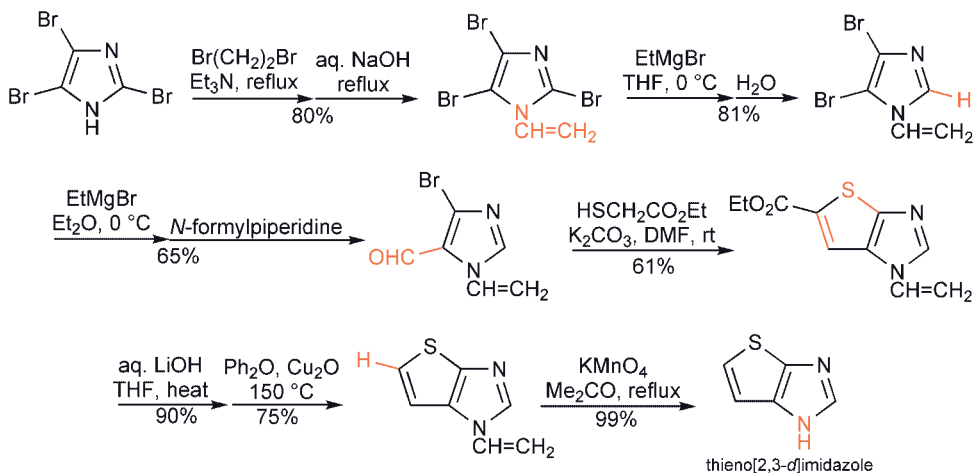
24.13.2 Examples of Notable Syntheses Involving 1,3-Azoles

24.13.2.1 4(5)-Fluorohistamine

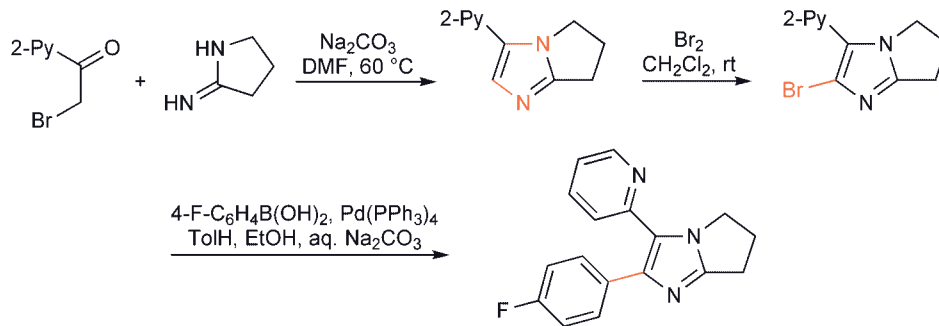
4(5)-Fluorohistamine was synthesised¹⁶¹ *via* nucleophilic displacement of a side-chain leaving group (cf. pyrroles, 16.11).

24.13.2.2 Thieno[2,3-d]imidazole¹⁶²

The synthesis of thieno[2,3-*d*]imidazole illustrates again the selectivity in halogen–metal exchange processes in imidazoles. In this sequence a vinyl was used as *N*-protecting group, and it includes a nucleophilic displacement of bromine from the 4-position, activated by the 5-aldehyde.

24.13.2.3 Inhibitor of Transforming Growth Factor $\beta 1$, Type 1 Receptor

This sequence illustrates the interaction of an amidine and a 2-bromo-ketone with subsequent ring halogenation and palladium-catalysed coupling.¹⁶³



Exercises

Straightforward revision exercises (consult Chapters 23 and 24):

- Place the three 1,3-azoles in order of basicity and explain this order.
- What problems are associated with the *N*-alkylation of imidazoles in particular?
- What is carbonyl diimidazole (CDI) used for and why does it function well in that role?
- What factors must be considered in a discussion of electrophilic substitution of 1,3-azoles? How do they compare in this regard with pyrrole, thiophene and furan, respectively?
- What is the positional order of selectivity for deprotonation of 1,3-azoles? How, then, would you make 5-methylthiazole from thiazole?
- What is the most typical electrocyclic process undergone by the 1,3-azoles and which of them show this tendency to the highest degree?
- Describe one typical synthesis for: (i) an imidazole, (ii) a thiazole and (iii) an oxazole.

More advanced exercises:

- Suggest structures for the halo-compounds formed in the following ways: (i) imidazole with $\text{NaOCl} \rightarrow \text{C}_3\text{H}_2\text{Cl}_2\text{N}$; (ii) 1-methylimidazole with excess Br_2 in $\text{AcOH} \rightarrow \text{C}_4\text{H}_3\text{Br}_3\text{N}_2$, then this with EtMgBr followed by water $\rightarrow \text{C}_4\text{H}_4\text{Br}_2\text{N}_2$ and this in turn with *n*-BuLi, then $(\text{MeO})_2\text{CO}$ gave $\text{C}_6\text{H}_7\text{BrN}_2\text{O}_2$.
- Draw structures for the intermediates and final products that are formed when: (i) 4-phenyloxazole is heated with but-1-yn-3-one $\rightarrow \text{C}_6\text{H}_6\text{O}_2$; (ii) 5-ethoxyoxazole is heated with dimethyl acetylenedicarboxylate $\rightarrow \text{C}_{10}\text{H}_{12}\text{O}_6$.
- Deduce structures for the products formed at each stage of the following syntheses: 1,2-dimethyl-5-nitroimidazole heated with $\text{Me}_2\text{NCH}(\text{O}t\text{-Bu})_2 \rightarrow \text{C}_8\text{H}_{12}\text{N}_4\text{O}_2$; this then heated with $\text{Ac}_2\text{O} \rightarrow \text{C}_{10}\text{H}_{14}\text{N}_4\text{O}_3$. This product reacted: (i) with guanidine $[\text{H}_2\text{NC}(\text{NH}_2)=\text{NH}] \rightarrow \text{C}_9\text{H}_{10}\text{N}_6\text{O}_2$ and (ii) with $\text{MeNHNH}_2 \rightarrow \text{C}_9\text{H}_{11}\text{N}_5\text{O}_2$.
- Deduce structures for the products formed in the following sequences: 1-methylimidazole/*n*-BuLi/ -30°C , then $\text{TMSCl} \rightarrow \text{C}_7\text{H}_{14}\text{N}_2\text{Si}$, then *n*-BuLi/ -30°C , then $\text{TMSCl} \rightarrow \text{C}_{10}\text{H}_{22}\text{N}_2\text{Si}_2$, then this with $\text{MeOH}/\text{rt} \rightarrow \text{C}_7\text{H}_{14}\text{N}_2\text{Si}$, which was different to the first product.
- Explain the following: 4-bromo-1-methylimidazole treated with *n*-BuLi/ -78°C , then DMF gave $\text{C}_3\text{H}_6\text{N}_2\text{O}$. Carrying out the same sequence, but allowing the solution to warm to 0°C before addition of DMF gave an isomeric product.
- Thiazole-2-thione reacted with $\text{Br}(\text{CH}_2)_3\text{Br}$ to give, mainly, a salt $\text{C}_6\text{H}_8\text{NS}_2^+ \text{Br}^-$; suggest a structure and a mechanism for its formation.
- Deduce structures for the 1,3-azoles that are produced from the following reactant combinations: (i) 1-chlorobutan-2-one and thiourea; (ii) thiobenzamide and chloroacetaldehyde; (iii) thioformamide and ethyl bromoacetate.
- Write structures for the intermediates in the following synthesis of 3,4-bis(acetoxymethyl)furan: phenacyl bromide/ $\text{NH}_4^+ \text{HCO}_2^- \rightarrow \text{C}_9\text{N}_7\text{NO}$; this then heated with $\text{AcOH}_2\text{CC}\equiv\text{CCH}_2\text{OAc}$.

9. What imidazoles would be formed from the following reactant combination: (i) $\text{MeN}\equiv\text{C}/n\text{-BuLi}$ and $\text{PhC}\equiv\text{N}$; (ii) 2-amino-1,2-diphenylethanone and $\text{H}_2\text{NC}\equiv\text{N}$?

References

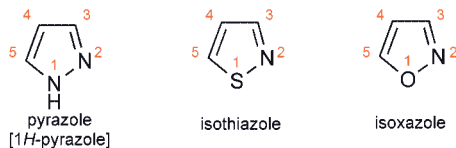
- ¹ 'Advances in imidazole chemistry', Grimmett, M. R., *Adv. Heterocycl. Chem.*, **1970**, *12*, 103; 'Advances in imidazole chemistry', *ibid.*, **1980**, *27*, 241; 'The Azoles', Schofield, K., Grimmett, M. R. and Keene, B. R. T., Cambridge University Press, **1976**; 'Imidazole and Benzimidazole Synthesis', Grimmett, M. R., Academic Press, London, **1997**.
- ² 'Advances in oxazole chemistry', Lakhani, R. and Ternai, B., *Adv. Heterocycl. Chem.*, **1974**, *17*, 99; 'The chemistry of oxazoles', Turchi, I. J. and Dewar, M. J. S., *Chem. Rev.*, **1975**, *75*, 389; 'New chemistry of oxazoles', Hassner, A. and Fischer, B., *Heterocycles*, **1993**, *35*, 1441.
- ³ Deady, L. W., *Aust. J. Chem.*, **1973**, *26*, 1949.
- ⁴ Bogdal, D., Pielichowski, J. and Jaskot, K., *Heterocycles*, **1997**, *45*, 715.
- ⁵ Baxter, R. A. and Spring, F. S., *J. Chem. Soc.*, **1945**, 232; Roe, A. M., *J. Chem. Soc.*, **1963**, 2195.
- ⁶ Harlow, K. J., Hill, A. F. and Welton, T., *Synthesis*, **1996**, 697.
- ⁷ Hayes, F. N., Rogers, B. S. and Ott, D. G., *J. Am. Chem. Soc.*, **1955**, *77*, 1850; Ott, D. G., Hayes, F. N. and Kerr, V. N., *ibid.*, **1956**, *78*, 1941.
- ⁸ Ulibarri, G., Choret, N. and Bigg, D. C. H., *Synthesis*, **1996**, 1287.
- ⁹ O'Connell, J. F. and Rapoport, H., *J. Org. Chem.*, **1992**, *57*, 4775.
- ¹⁰ Olofson, R. A. and Kendall, R. V., *J. Org. Chem.*, **1970**, *35*, 2246.
- ¹¹ Shapiro, G. and Gomez-Lor, B., *Heterocycles*, **1995**, *41*, 215.
- ¹² Daninos-Zeghal, S., Mourabit, A. A., Ahond, A., Poupat, C. and Potier, P., *Tetrahedron*, **1997**, *53*, 7604.
- ¹³ Collman, J. P., Bröning, M., Fu, L., Rapta, M. and Schwenninger, R., *J. Org. Chem.*, **1998**, *63*, 8084.
- ¹⁴ Jain, R. and Cohen, L. A., *Tetrahedron*, **1996**, *52*, 5363.
- ¹⁵ Katritzky, A. R., Rewcastle, G. W. and Fan, W.-Q., *J. Org. Chem.*, **1988**, *53*, 5685.
- ¹⁶ Shen, G., Lv, X., Qian, W. and Bao, W., *Tetrahedron Lett.*, **2008**, *49*, 4556.
- ¹⁷ Caplow, M. and Jencks, W. P., *Biochemistry*, **1962**, *1*, 883; Reddy, G. S., Mandell, L. and Goldstein, J. H., *J. Chem. Soc.*, **1963**, 1414.
- ¹⁸ Morton, R. C., Mangroo, D. and Gerber, G. E., *Canad. J. Chem.*, **1988**, *66*, 1701.
- ¹⁹ 'Syntheses using heterocyclic amides (azolides)', *Newer Methods of Prep. Org. Chem.*, **1968**, *5*, 61.
- ²⁰ Wu, Y.-q., Limburg, D. C., Wilkinson, D. E. and Hamilton, G. S., *Org. Lett.*, **2000**, *2*, 795.
- ²¹ Wong, J. L. and Keck, J. H., *J. Org. Chem.*, **1974**, *39*, 2398.
- ²² Staab, H. A., Irngartinger, H., Mannschreck, A. and Wu, M. T., *Justus Liebigs Ann. Chem.*, **1966**, 695, 55.
- ²³ Staab, H. A., Wu, M. T., Mannschreck, A. and Schwalbach, G., *Tetrahedron Lett.*, **1964**, *15*, 845; Vaughn, J. D., Mughrabi, Z. and Wu, E. C., *J. Org. Chem.*, **1970**, *35*, 1141; Takeuchi, Y., Yeh, H. J. C., Kirk, K. L. and Cohen, L. A., *J. Org. Chem.*, **1978**, *43*, 3565.
- ²⁴ Haake, P., Bauscher, L. P. and Miller, W. B., *J. Am. Chem. Soc.*, **1969**, *91*, 1113.
- ²⁵ Olofson, R. A. and Landesberg, J. M., *J. Am. Chem. Soc.*, **1966**, *88*, 4263; Coburn, R. A., Landesberg, J. M., Kemp, D. S. and Olofson, R. A., *Tetrahedron*, **1970**, *26*, 685.
- ²⁶ Breslow, R., *J. Am. Chem. Soc.*, **1958**, *80*, 3719; Breslow, R. and McNelis, E., *ibid.*, **1959**, *81*, 3080; Kluger, R., Karimian, K. and Kitamura, K., *ibid.*, **1987**, *109*, 6368.
- ²⁷ Haake, P., Bauscher, L. P. and McNeal, J. P., *J. Am. Chem. Soc.*, **1971**, *93*, 7045.
- ²⁸ Austin, M. W., Blackborow, J. R., Ridd, J. H. and Smith, B. V., *J. Chem. Soc.*, **1965**, 1051.
- ²⁹ Katritzky, A. R., Ögretir, C., Tarhan, H. O., Dou, H. M. and Metzger, J. V., *J. Chem. Soc., Perkin Trans. 2*, **1975**, 1614.
- ³⁰ Asato, G., *J. Org. Chem.*, **1968**, *33*, 2544.
- ³¹ Barnes, G. R. and Pyman, F. L., *J. Chem. Soc.*, **1927**, 2711.
- ³² Erlenmeyer, H. and Kiefer, H., *Helv. Chim. Acta*, **1945**, *28*, 985.
- ³³ Balaban, I. E. and Pyman, F. L., *J. Chem. Soc.*, **1922**, 947; Stensiö, K.-E., Wahlberg, K. and Wahren, R., *Acta Scand.*, **1973**, *27*, 2179; Bahnous, M., Mouats, C., Fort, Y. and Gros, P. C., *Tetrahedron Lett.*, **2006**, *47*, 1949.
- ³⁴ O'Connell, J. F., Parquette, J., Yelle, W. E., Wang, W. and Rapoport, H., *Synthesis*, **1988**, 767.
- ³⁵ Balaban, I. E. and Pyman, F. L., *J. Chem. Soc.*, **1924**, 1564.
- ³⁶ Iddon, B. and Khan, N., *J. Chem. Soc., Perkin Trans. 1*, **1987**, 1453.
- ³⁷ Caló, V., Ciminale, F., Lopez, L., Naso, F. and Todesco, P. E., *J. Chem. Soc., Perkin Trans. 1*, **1972**, 2567.
- ³⁸ Lutz, A. W. and DeLorenzo, S., *J. Heterocycl. Chem.*, **1967**, *4*, 399.
- ³⁹ Pauly, H. and Arauner, E., *J. Prakt. Chem.*, **1928**, *118*, 33; Groziak, M. P. and Wei, L., *J. Org. Chem.*, **1991**, *56*, 4296.
- ⁴⁰ Naidu, M. S. R. and Bensusan, H. B., *J. Org. Chem.*, **1968**, *33*, 1307.
- ⁴¹ Nagasawa, F., *J. Pharm. Soc. Jpn.*, **1940**, *60*, 433 (*Chem. Abstr.*, **1940**, *34*, 5450); Ganapathi, K. and Kulkarni, K. D., *Current Sci.*, **1952**, *21*, 314 (*Chem. Abstr.*, **1951**, *45*, 5150).
- ⁴² Stanetty, P., Schnürch, M. and Mihovilovic, M. D., *J. Org. Chem.*, **2006**, *71*, 3754.
- ⁴³ Hassner, A. and Fischer, B., *Tetrahedron*, **1989**, *45*, 6249.
- ⁴⁴ Regel, E. and Büchel, K.-H., *Justus Liebigs Ann. Chem.*, **1977**, 145.
- ⁴⁵ Bastiaansen, L. A. M. and Godefroi, E. F., *Synthesis*, **1978**, 675.
- ⁴⁶ Khodakovskiy, P. V., Voluchnyuk, D. M., Panov, D. M., Pervak, I. I., Zarudnitskii, E. V., Shishkin, O. V., Yurchenko, A. A., Shivanyuk, A. and Tolmachev, A. A., *Synthesis*, **2008**, 948.
- ⁴⁷ Antonini, I., Cristalli, G., Franchetti, P., Grifantini, M., Gulini, U. and Martelli, S., *J. Heterocycl. Chem.*, **1978**, *15*, 1201.
- ⁴⁸ Bastiaansen L. A. M., Van Lier, P. M. and Godefroi, E. F., *Org. Synth., Coll. Vol. VII*, **1990**, 287.
- ⁴⁹ 'The thiazole aldehyde synthesis', Dondoni, A., *Synthesis*, **1998**, 1681.

- ⁵⁰ Ochiai, E. and Hayashi, E., *J. Pharm. Soc. Jpn.*, **1947**, 67, 34 (*Chem. Abstr.*, **1951**, 45, 9533).
- ⁵¹ Evans, D. A., Nagorny, P. and Xu, R., *Org. Lett.*, **2006**, 8, 5669.
- ⁵² Bosco, M., Forlani, L., Litorri, V., Riccio, P. and Todesco, P. E., *J. Chem. Soc. (B)*, **1971**, 1373; Bosco, M., Litorri, V., Troisi, L., Forlani, L. and Todesco, P. E., *J. Chem. Soc., Perkin Trans. 2*, **1974**, 508.
- ⁵³ de Bie, D. A., van der Plas, H. C. and Guersten, G., *Recl. Trav. Chim. Pays-Bas*, **1971**, 90, 594.
- ⁵⁴ Gompper, R. and Effenberger, F., *Chem. Ber.*, **1959**, 92, 1928.
- ⁵⁵ Begtrup, M. and Larsen, P., *Acta Scand.*, **1990**, 44, 1050.
- ⁵⁶ Bhujanga Rao, A. K. S., Rao, C. G. and Singh, B. B., *Synth. Commun.*, **1991**, 21, 427; *idem*, *J. Org. Chem.*, **1990**, 55, 3702.
- ⁵⁷ 'Synthesis and reactions of lithiated monocyclic azoles containing two or more hetero-atoms. Part II: Oxazoles', Iddon, B., *Heterocycles*, **1994**, 37, 1321; 'Part IV: Imidazoles', Iddon, B. and Ngochindo, R. I., *ibid.*, **1994**, 38, 2487; 'Part V: Isothiazoles and thiazoles', Iddon, B., *ibid.*, **1995**, 41, 533.
- ⁵⁸ Hodges, J. C., Patt, W. C. and Conolly, C. J., *J. Org. Chem.*, **1991**, 56, 449.
- ⁵⁹ Dondoni, A., Mestellani, A. R., Medici, A., Negrini, E. and Pedrini, P., *Synthesis*, **1986**, 757; Dondoni, A., Fantin, G., Fagagnolo, M., Medici, A. and Pedrini, P., *J. Org. Chem.*, **1988**, 53, 1748.
- ⁶⁰ 'Metallation and metal-halogen exchange reactions of imidazoles', Iddon, B., *Heterocycles*, **1985**, 23, 417; Ohta, S., Matsukawa, M., Ohashi, N. and Nagayama, K., *Synthesis*, **1990**, 78.
- ⁶¹ Ngochindo, R. I., *J. Chem. Soc., Perkin Trans. 1*, **1990**, 1645.
- ⁶² Sundberg, R. J., *J. Heterocycl. Chem.*, **1977**, 14, 517.
- ⁶³ Bell, A. S., Roberts, D. A. and Ruddock, K. S., *Tetrahedron Lett.*, **1988**, 29, 5013; Bhagavatula, L., Premchandran, R. H., Plata, D. J., King, S. A. and Morton, H. E., *Heterocycles*, **2000**, 53, 729.
- ⁶⁴ Lipshutz, B. H., Huff, B. and Hagen, W., *Tetrahedron Lett.*, **1988**, 29, 3411.
- ⁶⁵ Curtis, N. J. and Brown, R. S., *J. Org. Chem.*, **1980**, 45, 4038.
- ⁶⁶ Manoharan, T. S. and Brown, R. S., *J. Org. Chem.*, **1988**, 53, 1107.
- ⁶⁷ Kirk, K. L., *J. Org. Chem.*, **1978**, 43, 4381.
- ⁶⁸ Shapiro, G. and Gomez-Lor, B., *Heterocycles*, **1995**, 41, 215.
- ⁶⁹ Vollinga, R. C., Menge, W. M. P. B. and Timmerman, H., *Recl. Trav. Chim. Pays-Bas*, **1993**, 112, 123.
- ⁷⁰ Crowe, E., Hossner, F. and Hughes, M. J., *Tetrahedron*, **1995**, 52, 8889.
- ⁷¹ Atkins, J. M. and Vedejs, E., *Org. Lett.*, **2005**, 7, 3351.
- ⁷² Dondoni, A., Fantin, G., Fogagnolo, M., Medici, A. and Pedrini, P., *J. Org. Chem.*, **1987**, 52, 3413.
- ⁷³ Miller, R. A., Smith, R. M. and Marcune, B., *J. Org. Chem.*, **2005**, 70, 9074.
- ⁷⁴ Harn, N. K., Gramer, C. J. and Anderson, B. A., *Tetrahedron Lett.*, **1995**, 36, 9453.
- ⁷⁵ Bayh, O., Awad, H., Mongin, F., Hoarau, C., Bischoff, L., Trécourt, F., Quéguiner, G., Marsais, F., Blanco, F., Abarca, B. and Ballesteros, R., *J. Org. Chem.*, **2005**, 70, 5190.
- ⁷⁶ Pippel, D. J., Mapes, C. M. and Mani, N. S., *J. Org. Chem.*, **2007**, 72, 5828.
- ⁷⁷ Kelly, T. R., Jagoe, C. T. and Gu, Z., *Tetrahedron Lett.*, **1991**, 32, 4263.
- ⁷⁸ Katritzky, A. R., Slawinski, J. J., Brunner, F. and Gorun, S., *J. Chem. Soc., Perkin Trans. 1*, **1989**, 1139.
- ⁷⁹ Kopp, F. and Knochel, P., *Synlett*, **2007**, 980.
- ⁸⁰ Jain, R., Cohen, L. A. and King, M. M., *Tetrahedron*, **1997**, 53, 4539.
- ⁸¹ Aldabbagh, F., Bowman, W. R. and Mann, E., *Tetrahedron Lett.*, **1997**, 38, 7937.
- ⁸² Aldabbagh, F. and Bowman, W. R., *Tetrahedron Lett.*, **1997**, 38, 3793; *idem*, *Tetrahedron*, **1999**, 55, 4109.
- ⁸³ Clark, G. M. and Sykes, P., *J. Chem. Soc., (C)*, **1967**, 1269 and 1411.
- ⁸⁴ Abbott, P. J., Acheson, R. M., Eisner, U., Watkin, D. J. and Carruthers, J. R., *J. Chem. Soc., Perkin Trans. 1*, **1976**, 1269; Huisgen, R., Giese, B. and Huber, H., *Tetrahedron Lett.*, **1967**, 1883; Acheson, R. M. and Vernon, J. M., *J. Chem. Soc.*, **1962**, 1148.
- ⁸⁵ Ohlson, S. R. and Turner, S., *J. Chem. Soc., (C)*, **1971**, 1632; Hutton, J., Potts, B. and Southern, P. F., *Synth. Commun.*, **1979**, 9, 789; König, H., Graf, F. and Weberndörfer, *Justus Liebigs Ann. Chem.*, **1981**, 668; Liotta, D., Saindane, M. and Ott, W., *Tetrahedron Lett.*, **1983**, 24, 2473; Kawada, K., Kitagawa, O. and Kobayashi, Y., *Chem. Pharm. Bull.*, **1985**, 33, 3670.
- ⁸⁶ Whitney, S. E. and Rickborn, B., *J. Org. Chem.*, **1988**, 53, 5595.
- ⁸⁷ Condensation of oxazoles with dienophiles – a new method for synthesising pyridine bases', Karpeiskii, M. Ya. and Florent'ev, V. L., *Russ. Chem. Rev.*, **1969**, 38, 540 (*Chem. Abstr.*, **1969**, 71, 91346).
- ⁸⁸ Hari, Y., Iguchi, T. and Aoyama, T., *Synthesis*, **2004**, 1359.
- ⁸⁹ Deyrup, J. A. and Gingrich, H. L., *Tetrahedron Lett.*, **1977**, 3115; Ishizuka, T., Osaki, M., Ishihara, H. and Kunieda, T., *Heterocycles*, **1993**, 35, 901.
- ⁹⁰ Noyce, D. S., Stowe, G. T. and Wong, W., *J. Org. Chem.*, **1974**, 39, 2301; Lipshutz, B. H. and Hungate, R. W., *J. Org. Chem.*, **1981**, 46, 1410; Knaus, G. N. and Meyers, A. I., *J. Org. Chem.*, **1974**, 39, 1189.
- ⁹¹ Cornwall, P., Dell, C. P., and Knight, D. W., *Tetrahedron Lett.*, **1987**, 28, 3585.
- ⁹² Van Arnum, S. D., Ramig, K., Stepsus, N. A., Dong, Y. and Outten, R. A., *Tetrahedron Lett.*, **1996**, 37, 8659.
- ⁹³ Macco, A. A., Godefroi, E. F. and Drouen, J. J. M., *J. Org. Chem.*, **1975**, 40, 252.
- ⁹⁴ Itoh, T., Hasegawa, H., Nagata, K. and Ohsawa, A., *J. Org. Chem.*, **1994**, 59, 1319.
- ⁹⁵ Itoh, T., Miyazaki, M., Nagata, K. and Ohsawa, A., *Heterocycles*, **1998**, 49, 67.
- ⁹⁶ Itoh, T., Miyazaki, M., Nagata, K., Matsuya, Y. and Ohsawa, A., *Tetrahedron*, **2000**, 56, 4383.
- ⁹⁷ Ott, D. G., Hayes, F. N. and Kerr, V. N., *J. Am. Chem. Soc.*, **1956**, 78, 1941; Ruggli, P., Ratti, R. and Henzi, E., *Helv. Chim. Acta*, **1929**, 12, 332.
- ⁹⁸ Yount, R. G. and Metzler, D. E., *J. Biol. Chem.*, **1959**, 234, 738.
- ⁹⁹ Hafferl, W., Lundin, R. and Ingraham, L. L., *Biochemistry*, **1963**, 2, 1298.
- ¹⁰⁰ Castells, J., López-Calahorra, F., Geijo, F., Pérez-Dolz, R. and Bassedas, M., *J. Heterocycl. Chem.*, **1986**, 23, 715; Teles, J. H., Melder, J.-P., Ebel, K., Schneider, R., Gehrler, E., Harder, W., Brode, S., Enders, D., Breuer, K. and Raabe, G., *Helv. Chim. Acta*, **1996**, 79, 61.

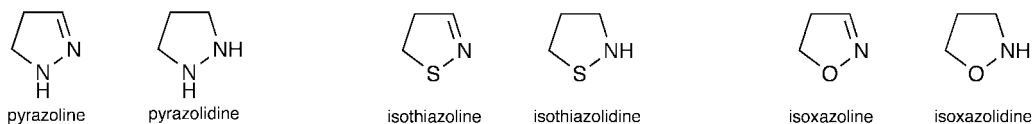
- ¹⁰¹ 'From the reactivity of N-heterocyclic carbenes to new chemistry in ionic liquids', Canal, J. P., Rammial, T., Dickie, D. A. and Clyburne, J. A. C., *Chem. Commun.*, **2006**, 1809.
- ¹⁰² Arduengo, A. J., Dias, H. V. R., Harlow, R. L. and Kline, M., *J. Am. Chem. Soc.*, **1992**, *114*, 5530.
- ¹⁰³ 'Recent advances in oxazolone chemistry', Filler, R., *Adv. Heterocycl. Chem.*, **1965**, *4*, 75.
- ¹⁰⁴ 'The chemistry of 1,3-thiazolinone/hydroxy-1,3-thiazole systems', Barrett, G. C., *Tetrahedron*, **1980**, *36*, 2023.
- ¹⁰⁵ '4-Unsubstituted, 5-amino and 5-unsubstituted, 4-aminoimidazoles', Lythgoe, D. J. and Ramsden, C. A., *Adv. Heterocycl. Chem.*, **1994**, *61*, 1.
- ¹⁰⁶ Erlenmeyer, H. and Kiefer, H., *Helv. Chim. Acta*, **1945**, *28*, 985.
- ¹⁰⁷ McLean, J. and Muir, G. D., *J. Chem. Soc.*, **1942**, 383; Kirk, K. L. and Cohen, L. A., *J. Am. Chem. Soc.*, **1973**, *95*, 4619; Vernin, G. and Metzger, J., *Bull. Soc. Chim. Fr.*, **1963**, 2504.
- ¹⁰⁸ Gompper, R. and Christmann, O., *Chem. Ber.*, **1959**, *92*, 1944.
- ¹⁰⁹ Klein, G. and Priejs, B., *Helv. Chim. Acta*, **1954**, *37*, 2057.
- ¹¹⁰ Kerdesky, F. A. and Seif, L. S., *Synth. Commun.*, **1995**, *25*, 2639.
- ¹¹¹ Crawford, M. and Little, W. T., *J. Chem. Soc.*, **1959**, 729.
- ¹¹² Zigeuner, G. and Rauter, W., *Monatsh. Chem.*, **1966**, *97*, 33.
- ¹¹³ Bayer, H. O., Huisgen, R., Knorr, R. and Schafer, F. C., *Chem. Ber.*, **1970**, *103*, 2581.
- ¹¹⁴ 'Cycloaddition chemistry of anhydro-4-hydroxy-1,3-thiazolium hydroxides' (thioisomunchnones) for the synthesis of heterocycles', Padwa, A., Harring, S. R., Hertzog, D. L. and Nadler, W. R., *Synthesis*, **1994**, 993.
- ¹¹⁵ Huisgen, R., Funke, E., Gotthardt, H. and Panke, H.-L., *Chem. Ber.*, **1971**, *104*, 1532; Consonni, R., Croce, P. D., Ferraccioli, R. and La Rosa, C., *J. Chem. Res.*, (S), **1991**, 188.
- ¹¹⁶ 'Thiazole and thiadiazole S-oxides', Clerici, F., *Adv. Heterocycl. Chem.*, **2001**, *81*, 107.
- ¹¹⁷ Mloston, G., Gendek, T. and Heimgartner, H., *Helv. Chim. Acta*, **1998**, *81*, 1585.
- ¹¹⁸ Eriksen, B. L., Vedso, P., Morel, S. and Begtrup, M., *J. Org. Chem.*, **1998**, *63*, 12.
- ¹¹⁹ 'The preparation of thiazoles', Wiley, R. H., England, D. C. and Behr, L. C., *Org. React.*, **1951**, *6*, 367.
- ¹²⁰ 'Imidazole and Benzimidazole Synthesis', Grimmett, M. R., Academic Press, **1997**.
- ¹²¹ 'Synthesis and biological activity of vicinal diaryl-substituted 1H-imidazoles', Bellina, F., Cauteruccio, S., and Rossi, R., *Tetrahedron*, **2007**, *63*, 4571.
- ¹²² Schwarz, G., *Org. Synth., Coll. Vol. III*, **1955**, 332.
- ¹²³ Vogel's Textbook of Practical Organic Chemistry, 4th Edn., 929.
- ¹²⁴ Flaig, R. and Hartmann, H., *Heterocycles*, **1997**, *45*, 875.
- ¹²⁵ Bandarage, U. K., Come, J. H. and Green, J., *Tetrahedron Lett.*, **2006**, *47*, 8079.
- ¹²⁶ Babadjamian, A., Gallo, R., Metzger, J. and Chanon, M., *J. Heterocycl. Chem.*, **1976**, *13*, 1205.
- ¹²⁷ Kim, H.-S., Kwon, I.-C. and Kim, O.-H., *J. Heterocycl. Chem.*, **1995**, *32*, 937.
- ¹²⁸ Moriarty, R. M., Vaid, B. K., Duncan, M. P., Ley, S. G., Prakash, O. and Goyal, S., *Synthesis*, **1992**, 845; Kamproudi, H., Spyroudis, S. and Tarantili, P., *J. Heterocycl. Chem.*, **1996**, *33*, 575.
- ¹²⁹ Buchman, E. R., Reims, A. O. and Sarjent, H., *J. Org. Chem.*, **1941**, *6*, 764.
- ¹³⁰ Brandsma, L., de Jong, R. L. P. and VerKruisje, H. D., *Synthesis*, **1985**, 948.
- ¹³¹ Brederick, H., Gompper, R., Bangert, R. and Herlinger, H., *Angew. Chem.*, **1958**, *70*, 269.
- ¹³² Shilcrat, S. C., Makhallati, M. K., Fortunak, J. M. D. and Pridgen, L. N., *J. Org. Chem.*, **1997**, *62*, 8449.
- ¹³³ Liverton, N. J., Butcher, J. W., Claibourne, C. F., Claremon, D. A., Libby, B. E., Nguyen, K. T., Pitzengerger, S. M., Selnick, H. G., Smith, G. R., Tebben, A., Vacca, J. P., Varga, S. L., Agarwal, L., Dabcheck, K., Forsyth, A. J., Fletcher, D. S., Frantz, B., Hanlon, W. A., Harper, C. F., Hofsess, S. J., Kostura, M., Lin, J., Luell, S., O'Neill, E. A., Orevillo, C. J., pang, M., parsons, J., Rolando, A., Sahly, Y., Visco, D. M. and O'Keefe, S. J., *J. Med. Chem.*, **1999**, *42*, 2180.
- ¹³⁴ Litle, T. L. and Webber, S. E., *J. Org. Chem.*, **1994**, *59*, 7299.
- ¹³⁵ Streith, J., Boiron, A., Frankowski, A., Le Nouen, D., Rudyk, H. and Tschamber, T., *Synthesis*, **1995**, 944; Siendt, H., Tschamber, T. and Streith, J., *Tetrahedron Lett.*, **1999**, *40*, 5191.
- ¹³⁶ Wasserman, H. H. and Vinick, F. J., *J. Org. Chem.*, **1973**, *38*, 2407.
- ¹³⁷ Morwick, T., Hrapchak, M., DeTuri, M. and Campbell, S., *Org. Lett.*, **2002**, *4*, 2665.
- ¹³⁸ Suenaga, K., Shimogawa, H., Nakagawa, S. and Uemura, D., *Tetrahedron Lett.*, **2001**, *42*, 7079.
- ¹³⁹ Davies, J. R., Kane, P. D. and Moody, C. J., *Tetrahedron*, **2004**, *60*, 3967.
- ¹⁴⁰ Freeman, F., Chen, T. van der Linden, J. B., *Synthesis*, **1997**, 861.
- ¹⁴¹ Cornforth, J. W. and Cornforth, R., *J. Chem. Soc.*, **1947**, 96.
- ¹⁴² Galeazzi, E., Guzmán, A., Nava, J. L., Liu, Y., Maddox, M. C. and Muchowski, J. M., *J. Org. Chem.*, **1995**, *60*, 1090.
- ¹⁴³ Weinmann, H., Harre, M., Koenig, K., Merten, E. and Tilstam, U., *Tetrahedron Lett.*, **2002**, *43*, 593.
- ¹⁴⁴ Voss, M. E., Beer, C. M., Mitchell, S. A., Blomgren, P. A. and Zhichkin, P. E., *Tetrahedron*, **2008**, *64*, 645.
- ¹⁴⁵ Dubs, P. and Stuessi, R., *Synthesis*, **1976**, 696.
- ¹⁴⁶ van Leusen, A. M., Hoogenboon, B. E. and Siderius, H., *Tetrahedron Lett.*, **1972**, 2369; van Leusen, A. M. and Oldenziel, O. H., *ibid.*, 2373; Kulkarni, B. A. and Ganesan, A., *Tetrahedron Lett.*, **1999**, *40*, 5637.
- ¹⁴⁷ van Leusen, A. M. and Wildeman, J., *Synthesis*, **1977**, 501.
- ¹⁴⁸ van Leusen, A. M., Wildeman, J. and Oldenziel, O. H., *J. Org. Chem.*, **1977**, *42*, 1153.
- ¹⁴⁹ Gracías, V., Gasięcki, A. F. and Djuric, S. W., *Org. Lett.*, **2005**, *7*, 3183.
- ¹⁵⁰ ten Have, R., Huisman, M., Meetsma, A. and van Leusen, A. M., *Tetrahedron*, **1997**, *53*, 11355.
- ¹⁵¹ Katritzky, A. R., Cheng, D. and Musgrave, R. P., *Heterocycles*, **1997**, *44*, 67.
- ¹⁵² Hartman, G. D. and Weinstock, L. M., *Org. Synth., Coll. Vol. VI*, **1988**, 620.
- ¹⁵³ Schröder, R., Schöllkopf, U., Blume, E. and Hoppe, I., *Justus Liebigs Ann. Chem.*, **1975**, 533; Hamada, Y., Morita, S. and Shioiri, T., *Heterocycles*, **1982**, *17*, 321; Ohba, M., Kubo, H., Fujii, T., Ishibashi, H., Sargent, M. V. and Arbain, D., *Tetrahedron Lett.*, **1997**, *38*, 6697.

- ¹⁵⁴ Moody, C. J. and Doyle, K. J., *Progr. Heterocycl. Chem.*, **1997**, 9, 1.
- ¹⁵⁵ Doyle, K. J. and Moody, C. J., *Tetrahedron*, **1994**, 50, 3761.
- ¹⁵⁶ Wolkenberg, S. E., Wisnoski, D. D., Leister, W. H., Wang, Y., Zhao, Z. and Lindsley, C. W., *Org. Lett.*, **2004**, 6, 1453.
- ¹⁵⁷ Evans, D. L., Minster, D. K., Jordis, U., Hecht, M., Mazzu, A. L. and Meyers, A. I., *J. Org. Chem.*, **1979**, 44, 497.
- ¹⁵⁸ Ninomiya, K., Satoh, H., Sugiyama, T., Shinomiya, M. and Kuroda, R., *Chem. Commun.*, **1996**, 1825; Sowinski, J. A. and Toogood, P. T., *J. Org. Chem.*, **1996**, 61, 7671.
- ¹⁵⁹ Barrish, J. C., Singh, J., Spergel, S. H., Han, W.-C., Kissick, T. P., Kronenthal, D. R. and Mueller, R. H., *J. Org. Chem.*, **1993**, 58, 4494.
- ¹⁶⁰ Williams, D. R., Lowder, P. D., Gu, Y.-G. and Brooks, D. A., *Tetrahedron Lett.*, **1997**, 38, 331.
- ¹⁶¹ Montgomery, J. A., Hewson, K., Struck, R. F. and Sheely, Y. F., *J. Org. Chem.*, **1959**, 24, 256; Kirk, K. L. and Cohen, L. A., *J. Am. Chem. Soc.*, **1973**, 95, 4619.
- ¹⁶² Hartley, D. J. and Iddon, B., *Tetrahedron Lett.*, **1997**, 38, 4647.
- ¹⁶³ Callahan, J. F., Burgess, J. L., Fornwald, J. A., Gaster, L. M., Harling, J. D., Harrington, F. P., Heer, J., Kwon, C., Lehr, R., Mathur, A., Olson, B. A., Weinstock, J. and Laping, N. J., *J. Med. Chem.*, **2002**, 45, 999.

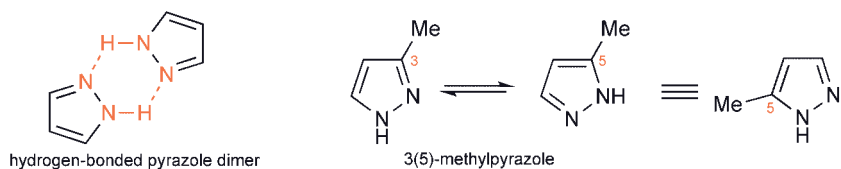
1,2-Azoles: Pyrazoles, Isothiazoles, Isoxazoles: Reactions and Synthesis



The physical properties of the three 1,2-azoles, pyrazole,¹ isothiazole² and isoxazole³ can be usefully compared and contrasted with those of their 1,3-isomeric counterparts. Echoing the higher boiling point of imidazole, pyrazole, which is the only one of the trio to be solid at room temperature, also has a much higher boiling point (187 °C) than isothiazole or isoxazole (114 °C and 95 °C), again reflecting the intermolecular hydrogen bonding available only to pyrazole. This association probably takes the form of dimers, trimers and oligomers; dimeric forms are of course not available to imidazole. Each 1,2-azole has a pyridine-like odour, but is only partially soluble in water. The dihydro- and tetrahydro-heterocycles are named pyrazoline/pyrazolidine, isothiazoline/isothiazolidine and isoxazoline/isoxazolidine.



Rapid tautomerism, involving switching of hydrogen from one nitrogen to the other, as in imidazoles (see 24.1.1.1), means that substituted pyrazoles are inevitably mixtures, and a nomenclature analogous to that used for imidazoles is employed to signify this: 3(5)-methylpyrazole, for example. In some cases, one tautomer is predominant.⁴

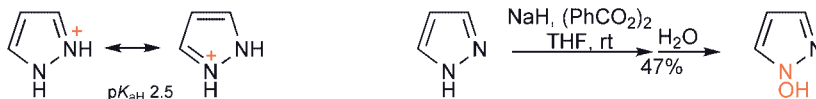


25.1 Reactions with Electrophilic Reagents

25.1.1 Addition at Nitrogen

25.1.1.1 Protonation

Direct linking of two heteroatoms has a very marked base-weakening effect, as one can see by comparing ammonia with hydrazine and hydroxylamine (pK_{aH} : NH_3 , 9.3; H_2NNH_2 , 7.9; HONH_2 , 5.8), and this is mirrored in the 1,2-azoles: pyrazole with a pK_{aH} of 2.5 is some 4.5 pK_{a} units weaker than imidazole; isothiazole (−0.5) and isoxazole (−3.0) are some three pK_{a} units weaker than their 1,3-isomers. The higher basicity of pyrazole reflects the symmetry of the cation, with its two equivalent contributing resonance structures. Clearly, again, oxygen has a larger electron-withdrawing effect than sulfur.



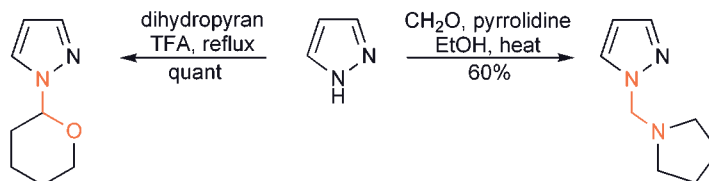
25.1.1.2 Oxidation at Nitrogen

The preparation of 1-hydroxy-pyrazoles can employ peracidic conditions (i.e. imine *N*-oxidation then loss of *N*-hydrogen)⁵ or basic conditions,⁶ when it is the pyrazolyl *N*-anion (25.4.1) that reacts with the oxidising agent, dibenzoyl peroxide.

25.1.1.3 Alkylation at Nitrogen

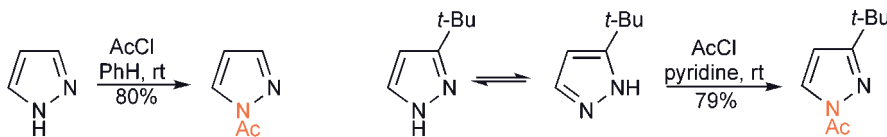
The 1,2-azoles are more difficult to quaternise than their 1,3-analogues: isothiazoles, for example, require reactive reagents such as benzyl halides or Meerwein salts (e.g. $\text{Et}_3\text{O}^+\text{BF}_4^-$).⁷ Additionally, isoxazolium salts are particularly susceptible to ring cleavage (see 25.10). 3(5)-Substituted pyrazoles that have an *N*-hydrogen, can, in principle, give rise to two isomeric *N*-alkyl-pyrazoles after loss of proton from nitrogen, and there is the further complication that this initial product can, in principle, undergo a second alkylation, producing an 1,2-disubstituted quaternary salt.⁸ However, the quaternisation of an already 1-substituted pyrazole generally requires more vigorous conditions, no doubt because of steric impediment to reaction due to the substituent on the adjacent nitrogen. Thus, in the *N*-methylation of pyrazole using dimethyl carbonate at 140 °C, a high yield of the mono-methylated product is obtained.⁹ Microwave irradiation improves the rate of *N*-alkylation with phenacyl bromides, mono-alkylated salts being formed in high yields.¹⁰

Exposure of pyrazole to Mannich conditions produces an *N*-protected pyrazole, presumably *via* attack at the imine nitrogen, followed by loss of proton from the other nitrogen¹¹ and an *N*-tetrahydropyranyl pyrazole can be similarly prepared.¹²



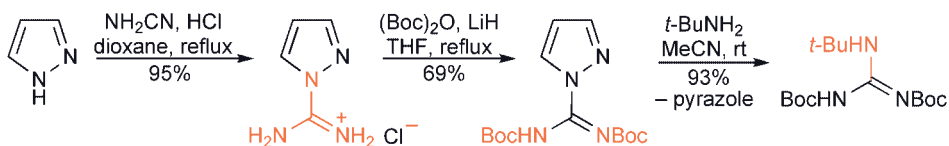
25.1.1.4 Acylation at Nitrogen

The introduction of an acyl¹³ or phenylsulfonyl¹⁴ group onto a pyrazole nitrogen is usually achieved in the presence of a weak base, such as pyridine; such processes proceed *via* imine *N*-2 acylation, then *N*-1⁺-H deprotonation. Since acylation, unlike alkylation, is reversible, the more stable product is obtained.



N-Acyl-pyrazoles are useful acylating agents: although they are ca. 20 times less reactive than *N*-acyl-imidazoles and this can be an advantage in the greater stability of the *N*-acyl-pyrazoles as reagents.¹⁵

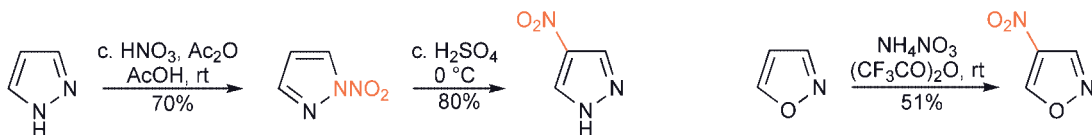
Pyrazole reacts with cyanamide very efficiently to produce an *N*-derivative that can be utilised, by reaction with primary or secondary amines, to synthesise guanidines;¹⁶ conversion to a doubly *t*-butoxycarbonyl-protected derivative allows this to be used for the direct synthesis of protected guanidines, as illustrated.¹⁷



25.1.2 Substitution at Carbon

25.1.2.1 Nitration

Pyrazole,¹⁸ isothiazole¹⁹ and isoxazole²⁰ undergo straightforward nitration, at C-4. With acetyl nitrate or dinitrogen tetraoxide/ozone,²¹ 1-nitropyrazole is formed, but this can be rearranged to 4-nitropyrazole in acid at low temperature.²²

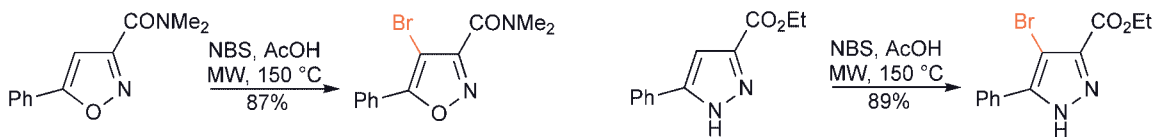


25.1.2.2 Sulfonation

Electrophilic sulfonation of isoxazole is of no preparative value; the substitution of only the phenyl-substituent of 5-phenylisoxazole with chlorosulfonic acid makes the same point.²³ Both isothiazole²⁴ and pyrazole²⁵ can be satisfactorily sulfonated at C-4.

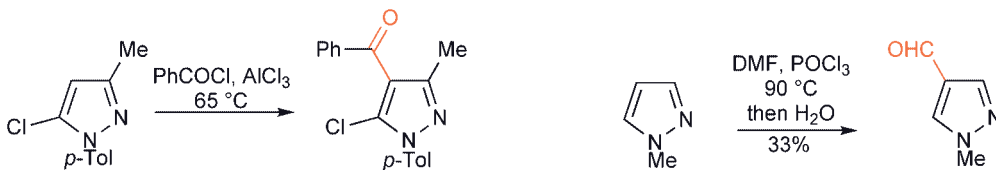
25.1.2.3 Halogenation

Halogenation of pyrazole gives 4-monohalo-pyrazoles, for example 4-iodo-,²⁶ or 4-bromopyrazole²⁷ under controlled conditions. Poor yields are obtained on reaction of isothiazole²⁸ and isoxazole²⁹ with bromine, again with attack at C-4, but with stabilising groups present, halogenation proceeds better³⁰ and efficient 4-bromination of isoxazoles and pyrazoles is achieved using *N*-bromosuccinimide and microwave irradiation.³¹ 3,4,5-Tribromopyrazole is formed efficiently in alkaline solution, presumably the pyrazolyl anion (25.4.1) is the reacting species.³²



25.1.2.4 Acylation

Only for pyrazole, of the trio, have any useful electrophilic substitutions involving carbon electrophiles been described,^{14,33} and, even here, only *N*-substituted pyrazoles react well.

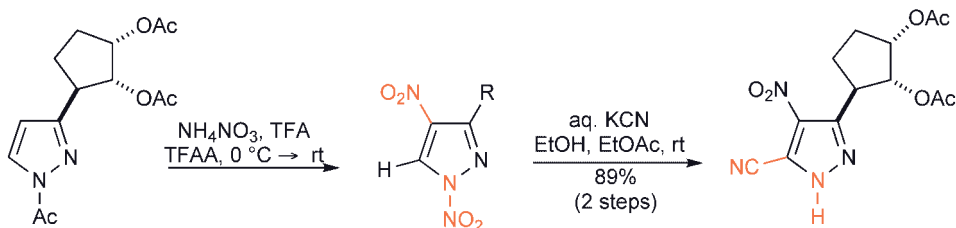


25.2 Reactions with Oxidising Agents

The 1,2-azole ring systems are relatively stable to oxidative conditions, even allowing substituent alkyl- or, more efficiently, acyl-groups to be oxidised up to carboxylic acid.³⁴ Ozone cleaves the isoxazole ring.³⁵

25.3 Reactions with Nucleophilic Reagents

The 1,2-azoles do not generally react with nucleophiles with replacement of hydrogen. In favourable situations, an *N*-nitro group in 1-nitro-pyrazoles can act as a leaving group to allow substitution of hydrogen.³⁶

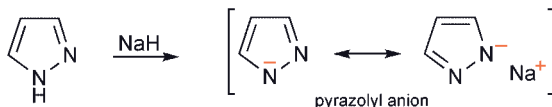


There is a limited number of examples of displacements of leaving groups from the isothiazole 5-position³⁷ when it is activated by a 4-keto or similar group, but 3-halo-groups are less easily displaced; 4-halides behave like halo-benzenes.

25.4 Reactions with Bases

25.4.1 Deprotonation of Pyrazole *N*-Hydrogen and Reactions of Pyrazolyl Anions

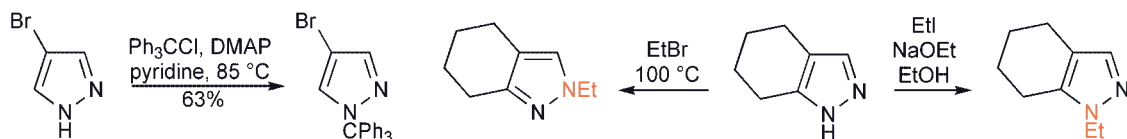
The pK_a for loss of the *N*-hydrogen of pyrazole is 14.2, thus it is an appreciably stronger acid than pyrrole (pK_a 17.5), and the same as that of imidazole; the anion has, like the imidazolyl anion, two, equally-contributing resonance forms.



N-Alkylations can be conducted in strongly basic,³⁸ or phase-transfer conditions³⁹ or in the presence of 4-dimethylaminopyridine,⁴⁰ and it seems likely that under these conditions it is the pyrazolyl anion that is alkylated. The use of sodium hydrogen carbonate, without solvent, but with microwave heating, is also recommended.⁴¹



3(5)-Substituted pyrazoles sometimes give a product isomeric with that which is obtained by reaction in neutral solution.⁸



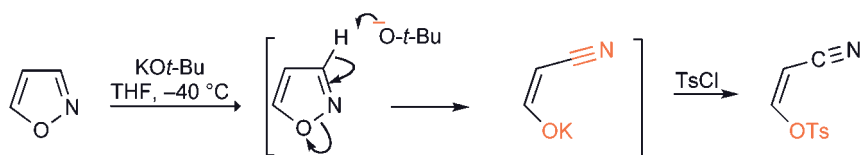
N-Arylation of pyrazoles can be achieved efficiently with metal catalysis (see 4.2)

25.5 C-Metallation and Reactions of C-Metallated 1,2-Azoles⁴²

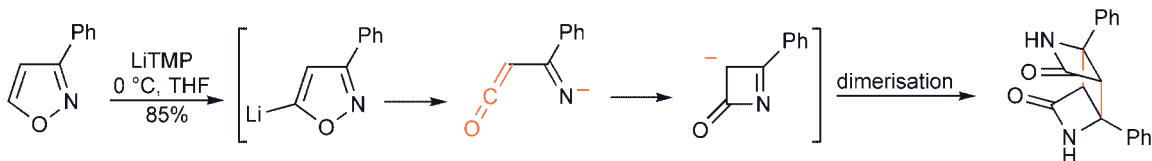
25.5.1 Direct Ring C–H Metallation

The C-5-lithiation of pyrazoles requires the absence of the *N*-hydrogen: removable *N*-protecting groups that have been used include phenylsulfonyl,⁴³ trimethylsilylethoxymethyl,⁴⁴ hydroxymethyl,⁴⁵ methylsulfonyl,⁴⁶ dimethylaminosulfonyl,⁴⁷ tetrahydropyran-2-yl,¹² and pyrrolidin-1-ylmethyl.¹¹ Lithiation of 1-benzyloxy pyrazole⁴⁸ or 3-benzyloxyisothiazole⁴⁹ takes place at C-5 and of 1-substituted pyrazole *N*-oxides at C-3.⁵⁰

Attempted C-lithiation of isoxazoles with hydrogen at C-3 leads inevitably to ring opening, with the oxygen as anionic leaving group,⁵¹ indeed this type of cleavage was first recognised as long ago as 1891, when Claisen found that 5-phenylisoxazole was cleaved by sodium ethoxide⁵² (see 25.10 for ring cleavage of isoxazolium salts). Comparable cleavages of isothiazoles that have a 3-hydrogen can also be a problem.

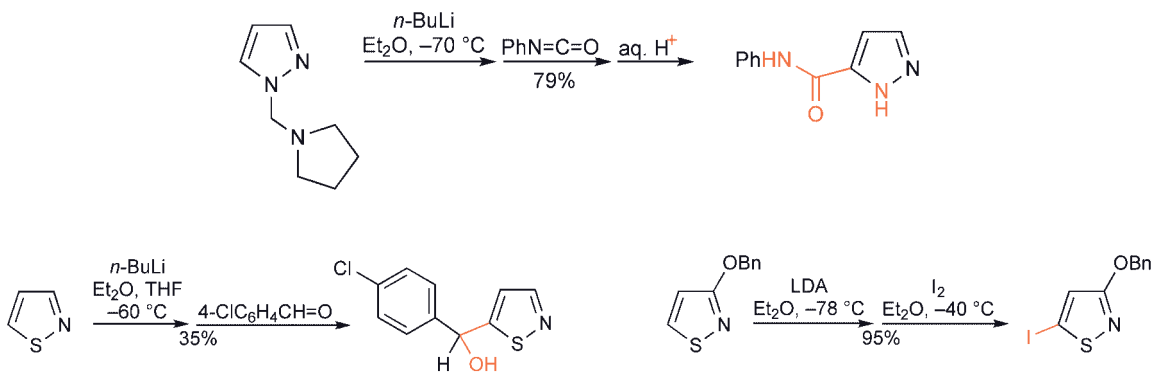


An alternative ring cleavage results from 5-lithiation of 3-phenylisoxazole and leads on to azetidinone-containing structures.⁵³



3-Methoxymethoxy-5-phenylisoxazole lithiates at C-4,⁵⁴ as does 3-*t*-butoxycarbonylamino-5-methylisoxazole (two equivalents of *n*-butyllithium required).⁵⁵

The reactions of 5-lithiated isothiazoles and of 5-lithiated-1-substituted pyrazoles allow the introduction of substituents at that position by reaction with a range of electrophiles; three examples are shown below.^{11,56,57,58}

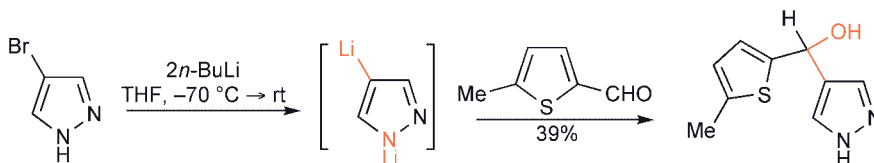


25.5.2 Metal–Halogen Exchange

It is significant that treatment of 4-bromo-1-phenylsulfonylpyrazole with *n*-butyllithium results in 5-lithiation and not metal–halogen exchange,⁴³ however 4-bromo-1-triphenylmethylpyrazole undergoes normal exchange and in this way, for example, a tin derivative can be obtained.⁴⁰

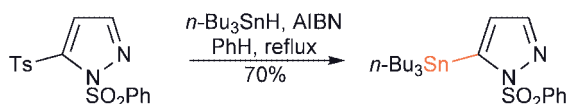


Metal–halogen exchange can be achieved in the formation of 3-lithio-1-methylpyrazole from the bromopyrazole,⁵⁹ and reaction of 4-bromopyrazole with two equivalents of *n*-butyllithium produces a 1,4-dilithio-pyrazole that reacts with electrophiles at C-4.⁶⁰ 4-Iodoisothiazole can be converted into a magnesium compound that shows normal nucleophilic Grignard properties.⁶¹



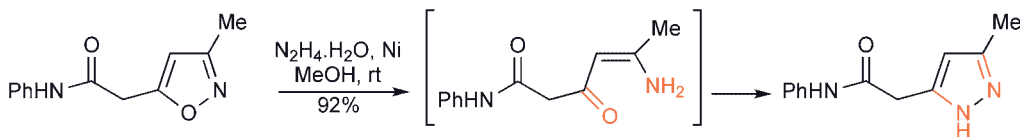
25.6 Reactions with Radicals

The interaction of 1,2-azoles with radical reagents is an area in which little is known so far. Displacement of tosyl from the 5-position of a protected pyrazole shows that there is potential for further development.⁶²

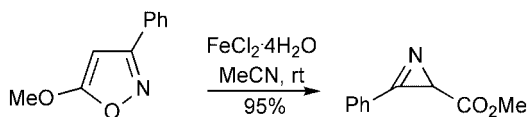


25.7 Reactions with Reducing Agents

Pyrazoles are relatively stable to catalytic and chemical reductive conditions, particularly when there is no substituent on nitrogen, though catalytic reduction can be achieved in acid solution.⁶³ Isothiazoles are reductively desulfurised using Raney nickel, with loss of the ring.⁶⁴ Catalytic hydrogenolysis of the N–O bond in isoxazoles takes place readily over noble-metal catalysts,⁶⁵ and this process is central to the strategy in which isoxazoles are employed as masked 1,3-dicarbonyl compounds. The immediate products of N–O hydrogenolysis, β -amino-enones, can often be isolated as such, or further processed. The use of this ring cleavage to provide routes to pyrimidinones,⁶⁶ and to pyrazoles, as illustrated.⁶⁷

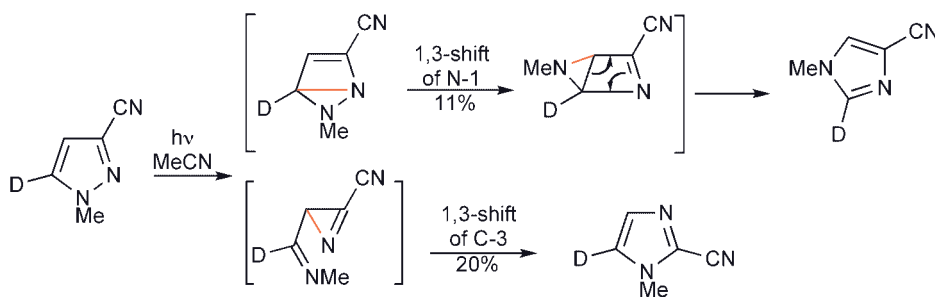


5-Alkoxy-isoxazoles undergo ring contraction with iron(II) chloride, producing azirine esters.⁶⁸

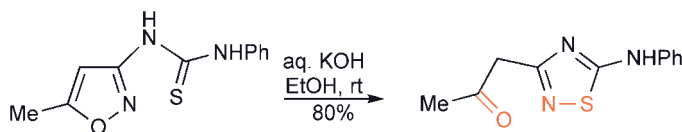


25.8 Electrocyclic and Photochemical Reactions

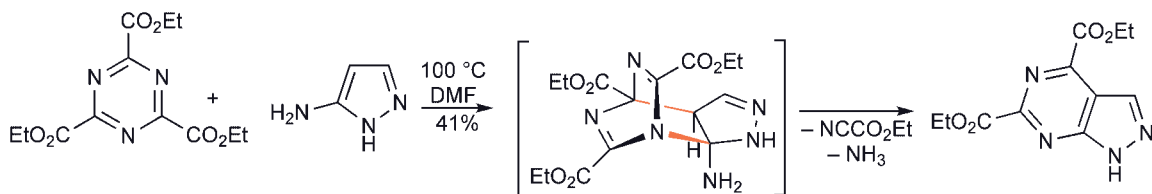
There are examples of 1,2-azoles being converted into their 1,3-isomers by irradiation, though such processes are of limited preparative value.⁶⁹



In a similar way, irradiation converts many simpler pyrazoles into imidazoles,⁷⁰ phenylisothiazoles⁷¹ and methylisothiazoles⁷² partially into the corresponding thiazoles, and 3,5-diarylisoxazoles into 2,5-disubstituted oxazoles.⁷³ The transformation of 1,2-azoles carrying, at C-3, a side-chain of three atoms terminating in a doubly bonded heteroatom, into isomeric systems with a new five-membered ring is a general process,⁷⁴ though there is no definitive view as to the details of its mechanism.

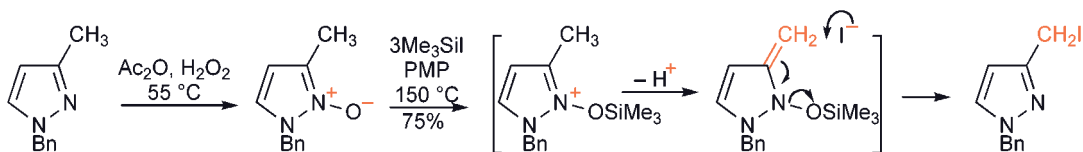


1,2-Azoles do not act as 1-azadienes in cycloadditions. 4-Nitro-isoxazoles react with dienes across the 4,5-bond⁷⁵ and in processes useful for the synthesis of purine analogues, 3(5)-amino-pyrazoles add to electron-deficient 1,3,5-triazines, across the pyrazole 4,5-bond, subsequent eliminations giving the final aromatic product.⁷⁶



25.9 Alkyl-1,2-Azoles

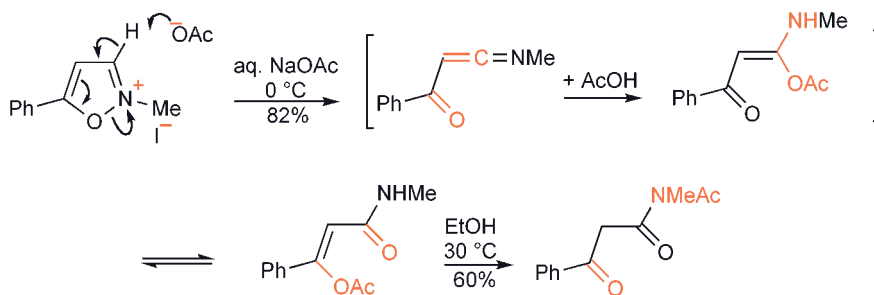
4-Methyl-isothiazoles are not especially acidic, but it is rather surprising that 3-methyl-isothiazoles are also not reactive, whereas 5-methyl substituents will undergo condensation reactions.⁷⁷ This same effect is also found in isoxazoles: with the 3-position blocked to prevent ring degradation (25.5.1), 3,5-dimethylisoxazole exchanges, with methoxide in methanol, 280 times faster at the 5- than at the 3-methyl group and preparative deprotonations proceed exclusively at the 5-methyl substituent.⁷⁸ By working at low temperature, even 5-methylisoxazole can be deprotonated at the methyl without ring degradation.⁷⁹ Conversion to *N*-oxide⁸⁰ activates adjacent methyl groups, for example subsequent reaction with trimethylsilyl iodide permits side-chain iodination.⁸¹



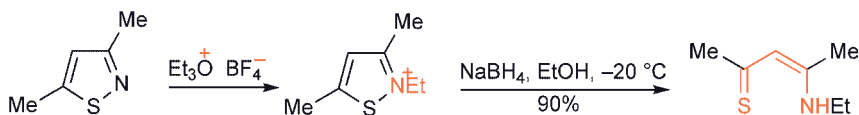
On subjection of 3-methyl-5-phenylisothiazole or 3-methyl-5-phenylisoxazole to lithiation conditions, competitive side-chain and C-4 deprotonation is observed, except when lithium *i*-propyl(cyclohexyl)amide (LICA) is used – this allows exclusive side-chain lithiation.⁸²

25.10 Quaternary 1,2-Azolium Salts

The base-catalysed degradation of the ring of isoxazolium salts is particularly easy, requiring only alkali metal carboxylates to achieve it. The mechanism,⁸³ illustrated for the acetate-initiated degradation of 2-methyl-5-phenylisoxazolium iodide, involves initial 3-deprotonation with cleavage of the N–O bond; subsequent rearrangements lead to an enol-acetate which rearranges to a final keto-imide.

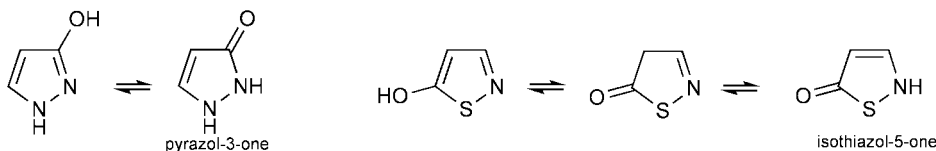


Isothiazolium salts⁸⁴ are often prepared by ring synthesis involving oxidative nitrogen-to-sulfur bond formation, however these quaternary salts can be prepared in the normal way from an isothiazole with a reactive electrophile. They are cleanly cleaved by reducing agents, for example sodium borohydride, producing β -enamino-thioketones.⁸⁵

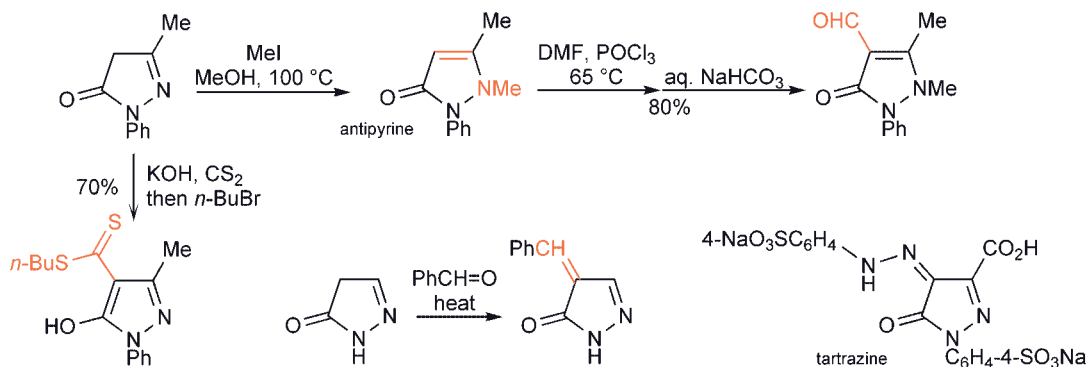


25.11 Oxy- and Amino-1,2-azoles

Only 4-hydroxy-1,2-azoles can be regarded as being phenol-like.⁸⁶ 3- and 5-Hydroxy-1,2-azoles exist mainly in carbonyl tautomeric forms, encouraged by resonance involving donation from a ring heteroatom, and are therefore known as pyrazolones,⁸⁷ isothiazolones and isoxazolones, though for all three systems, and depending on the nature of other substituents, an appreciable percentage of hydroxy tautomer exists in solution.

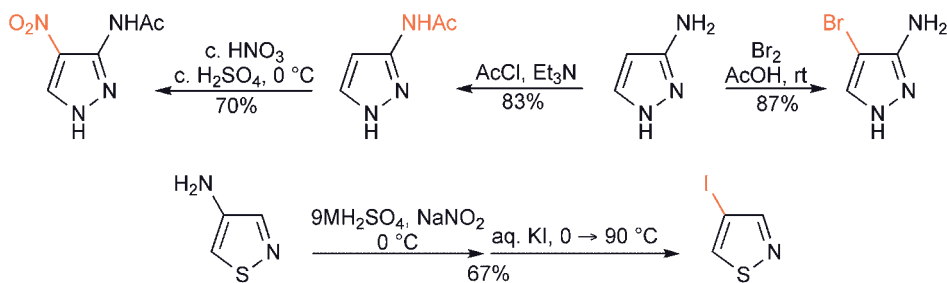


The reactivity of the 3- and 5-azolones centres mainly on their ability to react with electrophiles, such as halogens,⁸⁸ (giving 4,4-dihalo derivatives with excess reagent – 4,4-dibromo-3-methylpyrazol-5-one is a *para*-selective brominating agent for phenols and anilines⁸⁹), or to nitrate,⁹⁰ or undergo Vilsmeier formylation;⁹¹ the example shown below is the formylation of ‘antipyrine’ once used as an analgesic. Many dyestuffs have been synthesised *via* coupling of aryldiazonium cations with 5-pyrazolones at C-4 – tartrazine is such an example.



Pyrazolones also condense with aldehydes⁹² in aldol-type processes, or react with other electrophiles, such as carbon disulfide,⁹³ in each case reaction presumably proceeding *via* the enol tautomer, or its anion. In basic solution isoxazol-3-ones alkylate either on oxygen or nitrogen, and the choice of base can influence the ratio.⁵²

Amino-1,2-azoles⁹⁴ exist as the amino tautomers. Amino-pyrazoles and amino-isothiazoles are relatively well-behaved aromatic amines, for example 3(5)-aminopyrazole undergoes substituent-*N*-acetylation and easy electrophilic bromination at C-4.⁹⁵ Diazotisation and a subsequent Sandmeyer reaction provides routes to halo-isothiazoles^{61,19} and azido-pyrazoles.⁹⁶



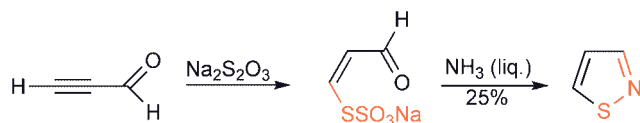
Diazotisation of 4-amino-pyrazoles, then deprotonation yields isolable diazo-pyrazoles.⁹⁷



25.12 Synthesis of 1,2-Azoles⁹⁸

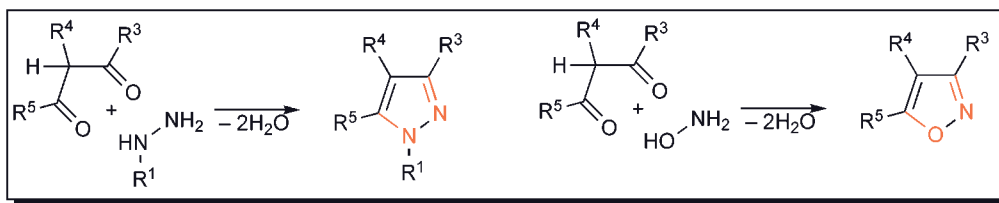
25.12.1 Ring Synthesis

There are parallels, but also methods unique to particular 1,2-azoles, in the principal methods available for the construction of pyrazoles, isothiazoles and isoxazoles: neither the reaction of propene with sulfur dioxide and ammonia at 350 °C, which gives isothiazole itself⁹⁹ in 65% yield, nor a synthesis¹⁰⁰ from propargyl aldehyde and thiosulfate (shown below) have direct counterparts for the other 1,2-azoles.

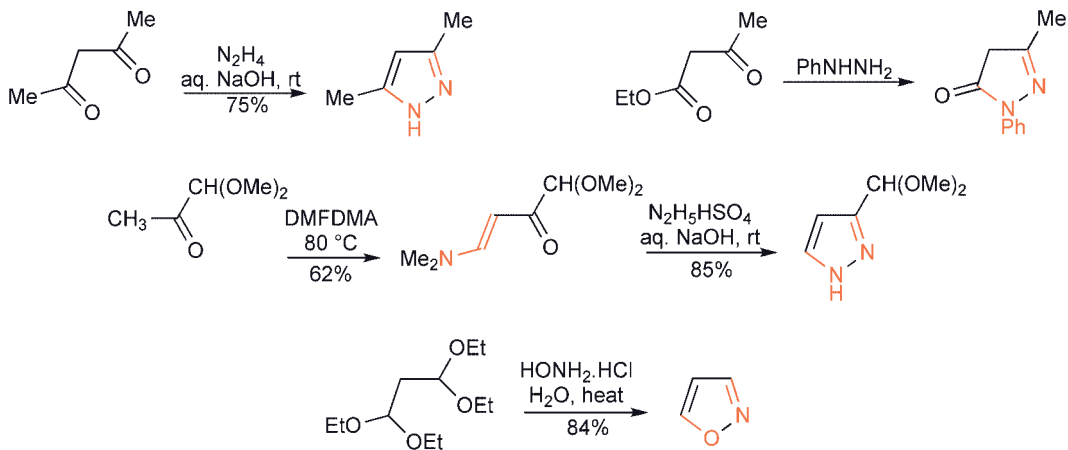


25.12.1.1 From 1,3-Dicarbonyl Compounds and Hydrazines or Hydroxylamine

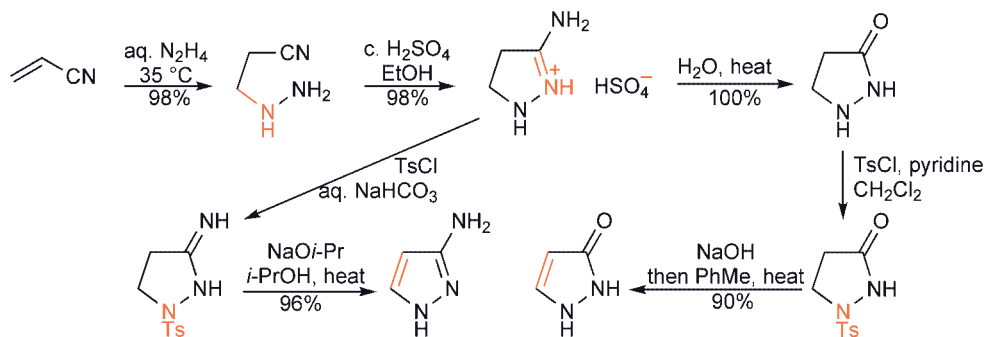
Pyrazoles and isoxazoles can be made from a 1,3-dicarbonyl component and a hydrazine or hydroxylamine, respectively.



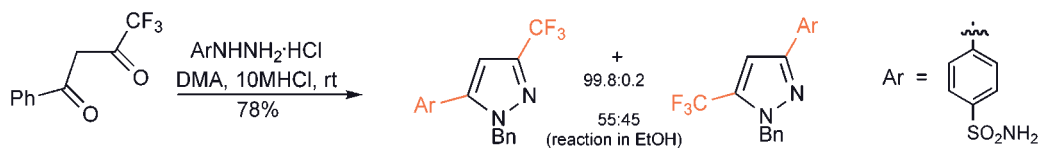
This, the most widely used route to pyrazoles and isoxazoles rests on the doubly nucleophilic character of hydrazines and hydroxylamine, allowing them to react in turn with each carbonyl group of a 1,3-diketone¹⁰¹ or 1,3-keto-aldehyde, often with one of the carbonyl groups (especially when aldehyde) masked as enol ether,¹⁰² acetal, imine¹⁰³ or enamine,^{104,105} or other synthon for one of these.



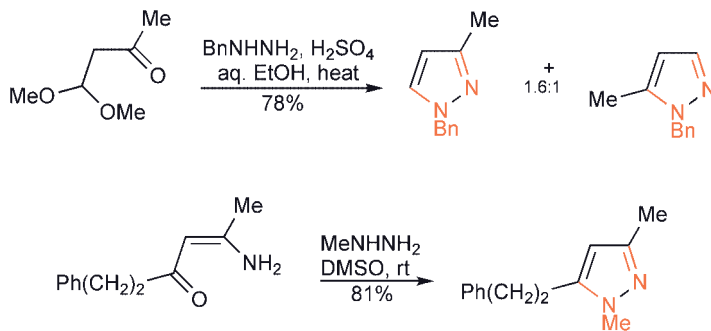
When β -keto-esters are used, the products are pyrazolones¹⁰⁶ or isoxazolones;¹⁰⁷ similarly, β -keto-nitriles with hydrazines give 3(5)-amino-pyrazoles.¹⁰⁸ 3(5)-Aminopyrazole itself is prepared *via* a dihydro precursor formed by addition of hydrazine to acrylonitrile then cyclisation;¹⁰⁹ hydrolysis of the first cyclic intermediate in this sequence and dehydrogenation *via* elimination of *p*-toluenesulfonate allows preparation of 3(5)-pyrazolone.¹¹⁰



Generally speaking, unsymmetrical 1,3-dicarbonyl components produce mixtures of 1,2-azole products.⁸⁶ This difficulty can be circumvented in a number of ways: by the use of acetylenic aldehydes or ketones (as synthons), where a hydrazone or oxime can be formed first by reaction at the carbonyl group, and this can then be cyclised in a separate, second step.^{111,112} A nice example of this is the formation of 5-silyl-pyrazoles and -isoxazoles using silyl-alkynes.¹¹³ The regioselective reaction of arylhydrazines with 1,3-diketones shows what can sometimes be achieved by careful choice of reaction conditions and solvent.¹¹⁴




Pyrazole itself can be formed by the reaction of hydrazine with propargyl aldehyde.¹⁰ Using β -chloro-,¹¹⁵ β -alkoxy-¹¹⁶ β -amino-¹¹⁷ enones as 1,3-dicarbonyl synthons are other ways to influence the regiochemistry of reaction.¹¹⁸ 2-(Dimethoxymethyl)-ketones react with arylhydrazines at the ketonic carbonyl, thus reversing the intrinsic reactivity of a β -keto-aldehyde.¹¹⁹

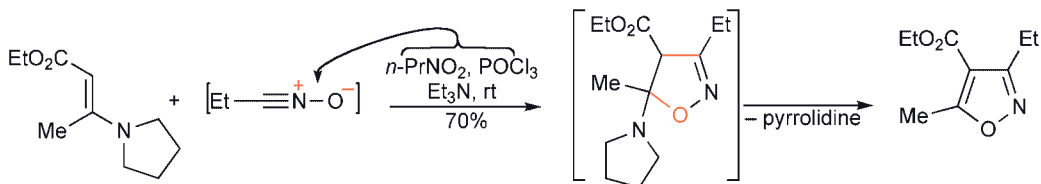


25.12.1.2 Dipolar Cycloadditions of Nitrile Oxides and Nitrile Imines

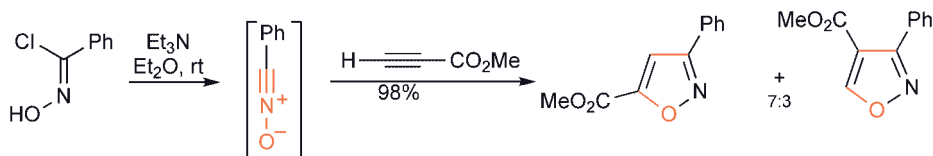
Isoxazoles are produced by the dipolar cycloaddition of nitrile oxides to alkynes; pyrazoles result from the comparable interaction of alkynes with nitrile imines.



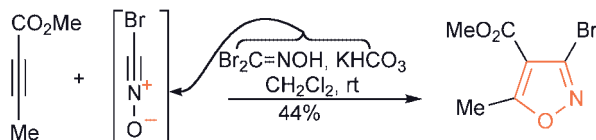
Nitrile oxides (R-C≡N⁺-O⁻),¹²⁰ which can be generated by base-catalysed elimination of hydrogen halide from halo-oximes (RC(Hal)=NOH), or by dehydration of nitro compounds¹²¹ (RCH₂NO₂), readily add to alkenes and to alkynes, generating five-membered heterocycles. Addition to an alkene produces an isoxazoline, unless the alkene also incorporates a group capable of being eliminated in a step after the cycloaddition, as shown below.¹²² However, isoxazolines can also be dehydrogenated to the aromatic system.^{123,124}



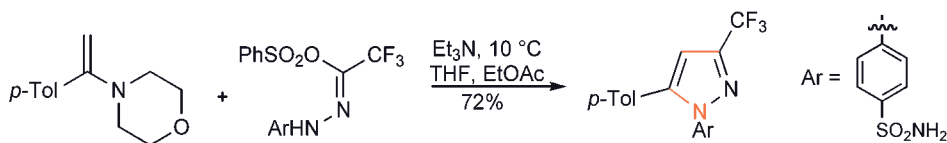
Cycloaddition of a nitrile oxide to an alkyne generates an aromatic isoxazole directly, but mixtures are sometimes obtained.^{125,126}



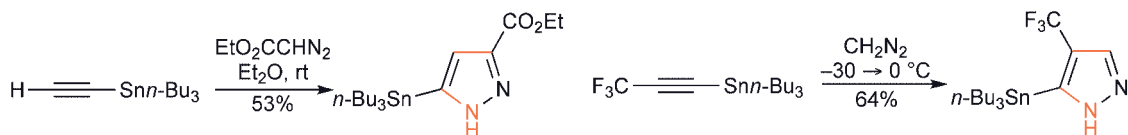
A useful route to 3-bromo-isoxazoles rests on the cycloaddition of bromonitrile oxide.¹²⁷



Nitrile imines can be generated in a similar way: the dehydrohalogenation of hydrazonyl halides (from *N*-halosuccinimide and a hydrazine), or, as in the sequence below, elimination of benzenesulfonate.¹²⁸

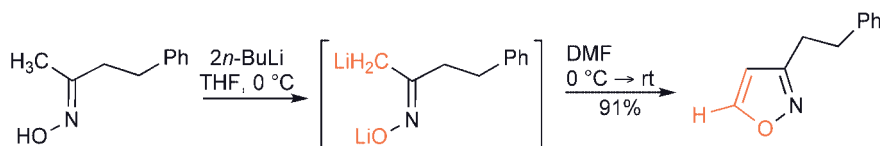


The cycloaddition of diazoalkanes to alkynes gives pyrazoles; the use of stannyl alkynes^{129,130} produces tin derivatives of the heterocycle (cf. 4.1.6), for use in subsequent electrophilic *ipso*-displacements, or in palladium(0)-catalysed couplings. Aryl-diazomethanes can be generated *in situ*, from tosylhydrazones, for formation of pyrazoles.¹³¹

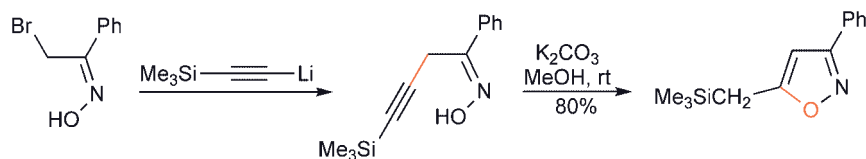


25.12.1.3 From Oximes and Hydrazones

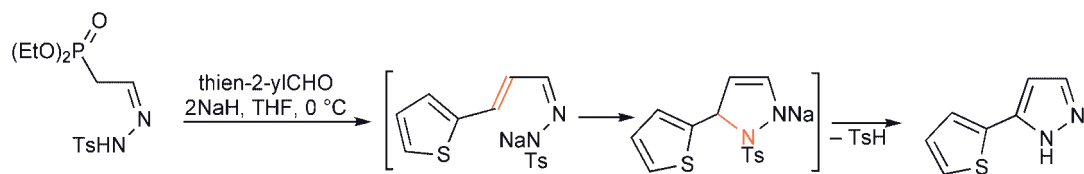
Exposure of ketone oximes that have an α -hydrogen to two mole equivalents of *n*-butyllithium leads to *O*- and *C*-lithiation (*syn* to the oxygen); reaction with dimethylformamide as electrophile then allows *C*-formylation and ring closure *in situ* to a 5-unsubstituted isoxazole.¹³² Similarly, reaction of the dianion to an acylating agent (an ester¹³³ or a Weinreb amide¹³⁴) leads through to 5-substituted isoxazoles, or with diethyl oxalate, to isoxazole-5-esters.¹³⁵



Displacement of the halogen of an α -bromo-ketone oxime with an alkyne leads to an intermediate, which closes to an isoxazole simply on treatment with mild base.¹³⁶



An elegant route to pyrazoles, involves forming a ring closure precursor by Horner–Emmons condensation of a tosylhydrazone-phosphonate with an aldehyde, which becomes the 5-substituent; intramolecular Michael addition and then loss of toluenesulfinate as the final aromatising step, completes the sequence.¹³⁷



Exercises

Straightforward revision exercises (consult Chapters 23 and 25):

- Compare 1,2- with 1,3-azoles in pairs – which is the more basic? Why?
- What is incorrect about the name: ‘3-methylpyrazole’?
- Name some groups that can be used to mask the *N*-hydrogen in pyrazoles during *C*-lithiation.
- For what functionality are isoxazoles synthons if the *N*–*O* bond is cleaved? How could one cleave the *N*–*O* bond?
- How are 1,3-dicarbonyl compounds used for the synthesis of isoxazoles and pyrazoles?
- Describe a method involving an electrocyclic process for the ring synthesis of an isoxazole.
- Describe a method for the utilisation of the oxime of a dialkyl ketone, to make an isoxazole.

More advanced exercises:

- Suggest structures for the isomeric products, $C_9H_7N_3O_2$ formed when 1-phenylpyrazole is reacted with: (i) c. $H_2SO_4/c. HNO_3$ or (ii) Ac_2O/HNO_3 . Explain the formation of different products under the two conditions.
- Draw structures for the products obtained by reacting 3,5-dimethylisoxazole with $NaNH_2$, then: (i) *n*-PrBr; (ii) CO_2 ; or (iii) $PhCO_2Me$.
- Deduce structures for the products obtained by treating 5-methylisoxazole with $SO_2Cl_2 \rightarrow C_4H_4ClNO$, and this with aqueous sodium hydroxide $\rightarrow C_4H_4ClNO$ (which contains no rings).
- Draw the structures of the products that would be formed from the reaction of $BnNHNH_2$ with $MeCOCH_2COCO_2Me$.
- Deduce structures for the products formed in the following sequence: pyrazole/ $Me_2NSO_2Cl/Et_3N \rightarrow C_5H_9N_3O_2S$, then this with *n*-BuLi/ $-70^\circ C$, then TMSCl $\rightarrow C_8H_{17}N_3O_2SSi$, then this with $PhCH=O/CsF \rightarrow C_{12}H_{15}N_3SO_3$.
- Draw the structures of the two products that are formed when hydroxylamine reacts with $PhCOCH_2CH=O$; suggest an unambiguous route for the preparation of 5-phenylisoxazole.
- Deduce the structures of the heterocyclic substances produced: (i) C_7H_9NO , from cyclohexanone oxime with 2 mole equivalents of *n*-BuLi, then dimethyl formamide; (ii) $C_{11}H_{15}NOSSi$ from thien-2-ylC(=NOH) CH_2Br and $Me_3SiC\equiv Cl$, then $K_2CO_3/MeOH$; (iii) $C_{11}H_{12}N_2$ from $MeCOC(=NNHPh)Me$ with $(EtO)_2POCH_2Se/n-BuLi$.
- Suggest a structure for the heterocyclic product, $C_7H_{13}NOSi$, formed by reaction of $Me_3SiC\equiv CC\equiv CSiMe_3$ and hydroxylamine.

References

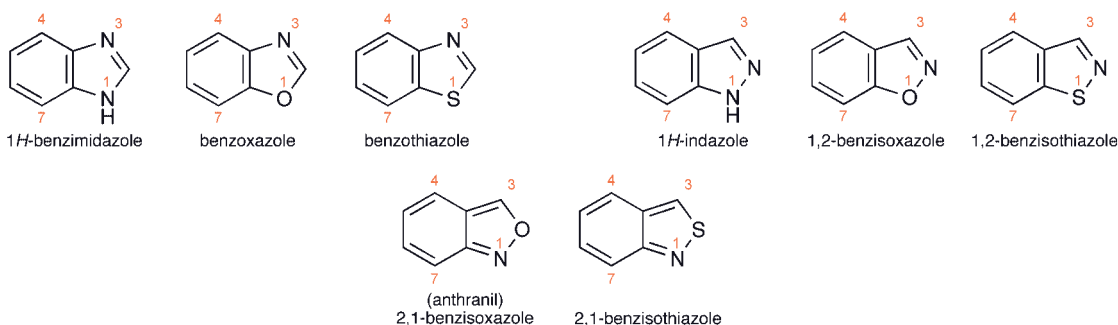
- ¹ ‘Progress in pyrazole chemistry’, Kost, A. N. and Grandberg, I. I., *Adv. Heterocycl. Chem.*, **1966**, 6, 347; ‘The Azoles’, Schofield, K., Grimmett, M. R. and Keene, B. R. T., Cambridge University Press, **1976**.
- ² (a) ‘Isothiazoles’, Hübenett, F., Flock, F. H., Hansel, W., Heinze, H. and Hofmann, H., *Angew. Chem., Int. Ed. Engl.*, **1963**, 2, 714; (b) ‘Isothiazoles’, Slack, R. and Wooldridge, K. R. H., *Adv. Heterocycl. Chem.*, **1965**, 4, 107; ‘Recent advances in the chemistry of mononuclear isothiazoles’, Wooldridge, K. R. H., *ibid.*, **1972**, 14, 1.
- ³ ‘Recent developments in isoxazole chemistry’, Kochetkov, N. K. and Sokolov, S. D., *Adv. Heterocycl. Chem.*, **1963**, 2, 365; ‘Isoxazole chemistry since 1963’, Wakefield, B. J. and Wright, D. J., *ibid.*, **1979**, 25, 147; ‘Synthetic reactions using isoxazole compounds’, Kashima, C., *Heterocycles*, **1979**, 12, 1343.
- ⁴ Trofimenko, S., Yap, G. P. A., Jove, F. A., Claramunt, R. M., García, M. A., Santa Maria, M. D., Alkorta, I. and Elguero, J., *Tetrahedron*, **2007**, 63, 8104.
- ⁵ Begtrup, M. and Vedso, P., *J. Chem. Soc., Perkin Trans. 1*, **1995**, 243.
- ⁶ Reuther W., and Baus, V., *Liebig’s Ann.*, **1995**, 1563.
- ⁷ Chaplen, P., Slack, R. and Wooldridge, K. R. H., *J. Chem. Soc.*, **1965**, 4577.
- ⁸ v. Auwers, K., Buschmann, W. and Heidenreich, R., *Justus Liebigs Ann. Chem.*, **1924**, 435, 277.
- ⁹ Ouk, S., Thiébaud, S., Borredon, E. and Chabaud, B., *Synth. Commun.*, **2005**, 35, 3021.
- ¹⁰ Pérez, E., Sotelo, E., Loupy, A., Mocoelo, R., Suarez, M., Pérez, R. and Autié, M., *Heterocycles*, **1996**, 43, 539.
- ¹¹ Katritzky, A. R., Rewcastle, G. W. and Fan, W.-Q., *J. Org. Chem.*, **1988**, 53, 5685.
- ¹² Gérard, A.-L., Mahatsekake, C., Collot, V. and Rault, S., *Tetrahedron Lett.*, **2007**, 48, 4123.
- ¹³ Hüttel, R. and Kratzer, J., *Chem. Ber.*, **1959**, 92, 2014; Williams, J. K., *J. Org. Chem.*, **1964**, 29, 1377.

- ¹⁴ Finar, I. L. and Lord, G. H., *J. Chem. Soc.*, **1957**, 3314.
- ¹⁵ Kashima, C., *Heterocycles*, **2003**, *60*, 437.
- ¹⁶ Bernatowicz, M. S., Wu, Y. and Matsueda, G. R., *J. Org. Chem.*, **1992**, *57*, 2497.
- ¹⁷ Drake, B., Patek, M., and Lebl, M., *Synthesis*, **1994**, 579.
- ¹⁸ Hüttel, R., Büchele, F. and Jochum, P., *Chem. Ber.*, **1955**, *88*, 1577.
- ¹⁹ Caton, M. P. L., Jones, D. H., Slack, R. and Woolridge, K. R. H., *J. Chem. Soc.*, **1964**, 446.
- ²⁰ Reiter, L. A., *J. Org. Chem.*, **1987**, *52*, 2714.
- ²¹ Suzuki, H. and Nonoyama, N., *J. Chem. Res. (S)*, **1996**, 244.
- ²² Olah, G. A., Narang, S. C. and Fung, A. P., *J. Org. Chem.*, **1981**, *46*, 2706.
- ²³ Woodward, R. B., Olofson, R. and Mayer, H., *J. Am. Chem. Soc.*, **1961**, *83*, 1010.
- ²⁴ Pain, D. L. and Parnell, E. W., *J. Chem. Soc.*, **1965**, 7283.
- ²⁵ Knorr, L., *Justus Liebigs Ann. Chem.*, **1894**, 279, 188.
- ²⁶ Hüttel, R., Schäfer, O. and Jochum, P., *Justus Liebigs Ann. Chem.*, **1955**, 593, 200.
- ²⁷ Lipp, M., Dallacker, F. and Munnes, S., *Justus Liebigs Ann. Chem.*, **1958**, 618, 110.
- ²⁸ Finley, J. H. and Volpp, G. P., *J. Heterocycl. Chem.*, **1969**, *6*, 841.
- ²⁹ Pino, P., Piacenti, F. and Fatti, G., *Gazz. Chim. Ital.*, **1960**, *90*, 356.
- ³⁰ Blount, J. F., Coffen, D. L. and Katonak, D. A., *J. Org. Chem.*, **1978**, *43*, 3821.
- ³¹ Li, G., Kakarla, R. and Gerritz, S. W., *Tetrahedron Lett.*, **2007**, *48*, 4595.
- ³² Juffermans, J. P. H. and Habraken, C. L., *J. Org. Chem.*, **1986**, *51*, 4656.
- ³³ Tojahn, C. A., *Chem. Ber.*, **1922**, *55*, 291.
- ³⁴ Benary, E., *Chem. Ber.*, **1926**, *59*, 2198; Holland, A., Slack, R., Warren, T. F. and Buttimore, *J. Chem. Soc.*, **1965**, 7277; Quilico, A. and Stagno d'Alcontres, G., *Gazz. Chim. Ital.*, **1949**, *79*, 654.
- ³⁵ Kashima, C., Takahashi, K. and Hosomi, A., *Heterocycles*, **1994**, *37*, 1075.
- ³⁶ Zhou, J., Yang, M., Akdag, A. and Schneller, S. W., *Tetrahedron*, **2006**, *62*, 7009.
- ³⁷ Dornow, A. and Teckenburg, H., *Chem. Ber.*, **1960**, *93*, 1103; Hatchard, W. R., *J. Org. Chem.*, **1964**, *29*, 660.
- ³⁸ Jones, R. G., Mann, M. J. and McLaughlin, K. C., *J. Org. Chem.*, **1954**, *19*, 1428.
- ³⁹ e.g. Hartshorne, C. M. and Steel, P. J., *Aust. J. Chem.*, **1995**, *48*, 1587.
- ⁴⁰ Elguero, J., Jaramillo, C. and Pardo, C., *Synthesis*, **1997**, 563.
- ⁴¹ Almena, I., Díez-Barra, E., de la Hoz, A., Ruiz, J. and Sánchez-Migallón, A., *J. Heterocycl. Chem.*, **1998**, *35*, 1263.
- ⁴² 'Synthesis and reactions of lithiated monocyclic azoles containing two or more hetero-atoms. Part I: Isoxazoles', Iddon, B., *Heterocycles*, **1994**, *37*, 1263; 'Part III: Pyrazoles', Grimmett, M. R. and Iddon, B., *ibid.*, **1994**, *37*, 2087; 'Part V: Isothiazoles and thiazoles', Iddon, B., *ibid.*, **1995**, *41*, 533.
- ⁴³ Heinisch, G., Holzer, W. and Pock, S., *J. Chem. Soc., Perkin Trans. 1*, **1990**, 1829.
- ⁴⁴ Gérard, A.-L., Bouillon, A., Mahatsekake, C., Collot, V. and Raul, S., *Tetrahedron Lett.*, **2006**, *47*, 4665.
- ⁴⁵ Katritzky, A. R., Lue, P. and Akutagawa, K., *Tetrahedron*, **1989**, *45*, 4253.
- ⁴⁶ Effenberger, F., Roos, M., Ahmad, R. and Krebs, A., *Chem. Ber.*, **1991**, *124*, 1639.
- ⁴⁷ Yagi, K., Ogura, T., Numata, A., Ishii, S. and Arai, K., *Heterocycles*, **1997**, *45*, 1463.
- ⁴⁸ Vedso, P. and Begtrup, M., *J. Org. Chem.*, **1995**, *60*, 4995.
- ⁴⁹ Bunch, L., Krosggaard-Larsen, P. and Madsen, U., *J. Org. Chem.*, **2002**, *67*, 2375.
- ⁵⁰ Paulson, A. S., Eskildsen, J., Vedso, P. and Begtrup, M., *J. Org. Chem.*, **2002**, *67*, 3904.
- ⁵¹ Hessler, E. J., *J. Org. Chem.*, **1976**, *41*, 1828.
- ⁵² Claisen, L. and Stock, R., *Chem. Ber.*, **1891**, *24*, 130.
- ⁵³ Di Nunno, L., Vitale, P., Scilimati, A., Simone, L. and Capitelli, F., *Tetrahedron*, **2007**, *63*, 12388.
- ⁵⁴ Alzeer, J., Nock, N., Wassner, G. and Masciadri, R., *Tetrahedron Lett.*, **1996**, *37*, 6857.
- ⁵⁵ Konoike, T., Kando, Y. and Araki, Y., *Tetrahedron Lett.*, **1996**, *37*, 3339.
- ⁵⁶ Layton, A. J. and Lunt, E., *J. Chem. Soc.*, **1968**, 611.
- ⁵⁷ Béringer, M., Priejs, B. and Erlenmeyer, H., *Helv. Chim. Acta*, **1966**, *49*, 2466.
- ⁵⁸ Kaee, B. H., Krosggaard-Larsen, P. and Johansen, T. N., *J. Org. Chem.*, **2004**, *69*, 1401.
- ⁵⁹ Pavlik, J. W. and Kurzweil, E. M., *J. Heterocycl. Chem.*, **1992**, *29*, 1357.
- ⁶⁰ Hahn, M., Heinisch, G., Holzer, W. and Schwarz, H., *J. Heterocycl. Chem.*, **1991**, *28*, 1189.
- ⁶¹ Guilloteau, F. and Miginiac, L., *Synth. Commun.*, **1995**, *25*, 1383.
- ⁶² Caddick, S. and Joshi, S., *Synlett*, **1992**, 805.
- ⁶³ Thoms, H. and Schnupp, J., *Justus Liebigs Ann. Chem.*, **1923**, 434, 296.
- ⁶⁴ Adams, A. and Slack, R., *J. Chem. Soc.*, **1959**, 3061.
- ⁶⁵ Baraldi, P. G., Barco, A., Benetti, S., Moroder, F., Pollini, G. and Simoni, D., *J. Org. Chem.*, **1983**, *48*, 1297.
- ⁶⁶ Shaw, G. and Sugowdz, G., *J. Chem. Soc.*, **1954**, 665.
- ⁶⁷ Sviridov, S. I., Vasil'ev, A. A. and Shorshnev, S. V., *Tetrahedron*, **2007**, *63*, 12195.
- ⁶⁸ Auricchio, S., Biri, A., Pastormerlo, E. and Truscillo, A. M., *Tetrahedron*, **1997**, *53*, 10911.
- ⁶⁹ Barltrop, J. A., Day, A. C., Mack, A. G., Shahrisa, A. and Wakamatsu, S., *J. Chem. Soc., Chem. Commun.*, **1981**, 604.
- ⁷⁰ Tiefenthaler, H., Dörscheln, W., Göth, H. and Schmid, H., *Helv. Chim. Acta*, **1967**, *50*, 2244; Pavlik, J. W., Kebede, N., Bird, N. P., Day, A. C. and Barltrop, J. A., *J. Org. Chem.*, **1995**, *60*, 8138.
- ⁷¹ Maeda, M., Kawahara, A., Kai, M. and Kojima, M., *Heterocycles*, **1975**, *3*, 389.
- ⁷² Pavlik, J. W., Pandit, C. R., Samuel, C. J. and Day, A. C., *J. Org. Chem.*, **1993**, *58*, 3407.
- ⁷³ Singh, B. and Ullman, E. F., *J. Am. Chem. Soc.*, **1967**, *89*, 6911.
- ⁷⁴ 'Mononuclear heterocyclic rearrangements', Ruccia, M., Vivona, N. and Spinelli, D., *Adv. Heterocycl. Chem.*, **1981**, *29*, 141.
- ⁷⁵ Turchi, S., Giomi, D. and Nesi, R., *Tetrahedron*, **1995**, *51*, 7085.

- ⁷⁶ Dang, Q., Brown, B. S. and Erion, M. D., *J. Org. Chem.*, **1996**, *61*, 5204.
- ⁷⁷ Hofmann, H., *Justus Liebigs Ann. Chem.*, **1965**, *690*, 147.
- ⁷⁸ Kashima, C., Yamamoto, Y., Tsuda, Y. and Omote, Y., *Bull. Chem. Soc. Jpn.*, **1976**, *49*, 1047.
- ⁷⁹ Xia, X., Knerr, G. and Natale, N. R., *J. Heterocycl. Chem.*, **1992**, *29*, 1297.
- ⁸⁰ Parnell, E. W., *Tetrahedron Lett.*, **1970**, 3941; Begtrup, M., Larsen, P. and Vedso, P., *Acta Chem. Scand.*, **1992**, *46*, 972.
- ⁸¹ Begtrup, M. and Vedso, P., *J. Chem. Soc., Perkin Trans. 1*, **1992**, 2555.
- ⁸² Alberola, A., Calvo, L., Rodríguez, T. R. and Sañudo, C., *J. Heterocycl. Chem.*, **1995**, *32*, 537.
- ⁸³ 'The reaction of isoxazolium salts with nucleophiles', Woodward, R. B. and Olofson, R., *Tetrahedron, Suppl. No. 7*, **1966**, *7*, 415.
- ⁸⁴ 'Isothiazolium salts and their use as components for the synthesis of S,N-heterocycles', Wolf, J. and Schulze, B., *Adv. Heterocycl. Chem.*, **2007**, *94*, 215.
- ⁸⁵ Cuadrado, P., González, A. Ma. and Pulido, Fco. J., *Synth. Commun.*, **1988**, *18*, 1847.
- ⁸⁶ Naito, H., Nakagawa, S., Okumura, J., Takahashi, K. and Kasai, K., *Bull. Chem. Soc. Jpn.*, **1968**, *41*, 959; Fagan, P. J., Neident, E. E., Nye, M. J., O'Hare, M. J. and Tang, W.-P., *Can. J. Chem.*, **1979**, *57*, 904.
- ⁸⁷ 'Pyrazol-3-ones. Part I: Synthesis and applications', Varvounis, G., Fiamegos, Y. and Pilidis, G., *Adv. Heterocycl. Chem.*, **2001**, *80*, 74; 'Part II: reactions of the ring atoms', *ibid.*, **2004**, *87*, 142.
- ⁸⁸ Westöö, G., *Acta Chem. Scand.*, **1952**, *6*, 1499.
- ⁸⁹ Mashraqui, S. H., Mudalian, C. D. and Hariharasubrahmanian, H., *Tetrahedron Lett.*, **1997**, *38*, 4865.
- ⁹⁰ Iseki, T., Sugiura, T., Yasunaga, S. and Nakasina, M., *Chem. Ber.*, **1941**, *74*, 1420.
- ⁹¹ Ledrut, J., Winternitz, F. and Combes, G., *Bull. Soc. Chim. Fr.*, **1961**, 704.
- ⁹² Knorr, L., *Chem. Ber.*, **1896**, *29*, 249.
- ⁹³ Oliva, A., Castro, I., Castillo, C. and León, G., *Synthesis*, **1991**, 481.
- ⁹⁴ 'Amino isoxazoles: preparations and utility in the synthesis of condensed systems', Kislyi, V. P., Danilova, E. B. and Semenov, V. V., *Adv. Heterocycl. Chem.*, **2007**, *94*, 173.
- ⁹⁵ Dorn, H. and Dilcher, H., *Justus Liebigs Ann. Chem.*, **1967**, *707*, 141.
- ⁹⁶ Morgan, G. T. and Reilly, J., *J. Chem. Soc.*, **1914**, 435.
- ⁹⁷ Patel, H. P. and Tedder, J. M., *J. Chem. Soc.*, **1963**, 4589.
- ⁹⁸ 'Synthesis of pyrazoles and condensed pyrazoles', Makino, K., Kim, H. S. and Kurasawa, Y., *J. Heterocycl. Chem.*, **1999**, *36*, 321.
- ⁹⁹ Hübenett, F., Flock, F. H. and Hofmann, H., *Angew. Chem., Int. Ed. Engl.*, **1962**, *1*, 508.
- ¹⁰⁰ Wille, F., Capeller, L. and Steiner, A., *Angew. Chem., Int. Ed. Engl.*, **1962**, *1*, 335.
- ¹⁰¹ Wiley, R. H. and Hexner, P. E., *Org. Synth., Coll. Vol. IV*, **1963**, 351.
- ¹⁰² Martins, M. A. P., Freitag, R., Flores, A. F. C. and Zanatta, N., *Synthesis*, **1995**, 1491.
- ¹⁰³ Hoffmann, M. G., *Tetrahedron*, **1995**, *51*, 9511.
- ¹⁰⁴ Brederick, H., Sell, R. and Effenberger, F., *Chem. Ber.*, **1964**, *97*, 3407; Domínguez, E., Ibeas, E., Martínez de Marigorta, E., Palacios, J. K. and SanMartin, R., *J. Org. Chem.*, **1996**, *61*, 5435.
- ¹⁰⁵ McNab, H., *J. Chem. Soc., Perkin Trans. 1*, **1987**, 653.
- ¹⁰⁶ Knorr, L., *Chem. Ber.*, **1884**, *17*, 546.
- ¹⁰⁷ Rupe, H. and Grünholz, J., *Helv. Chim. Acta*, **1923**, *6*, 102.
- ¹⁰⁸ Longemann, W., Almirante, L. and Caprio, L., *Chem. Ber.*, **1954**, *87*, 1175; Tupper, D. E. and Bray, M. R., *Synthesis*, **1997**, 337.
- ¹⁰⁹ Dorn, H. and Zubek, A., *Org. Synth., Coll. Vol. V*, **1973**, 39.
- ¹¹⁰ Dorn, H., Zubek, A. and Hilgetag, G., *Angew. Chem., Int. Ed. Engl.*, **1966**, *5*, 665.
- ¹¹¹ Nightingale, D. and Wadsworth, F., *J. Am. Chem. Soc.*, **1945**, *67*, 416; Bowden, K. and Jones, E. R. H., *J. Chem. Soc.*, **1946**, 953.
- ¹¹² Smith, C. D., Tchabanenko, K., Adlington, R. M. and Baldwin, J. E., *Tetrahedron Lett.*, **2006**, *47*, 3209.
- ¹¹³ Cuadrado, P., González-Nogal, A. and Valeo, R., *Tetrahedron*, **2002**, *58*, 4975.
- ¹¹⁴ Gosselin, F., O'Shea, P. D., Webster, R. A., Reamer, R. A., Tillyer, R. D. and Grabowski, E. J. J., *Synlett*, **2006**, 3267.
- ¹¹⁵ Barnes, R. P. and Dodson, L. B., *J. Am. Chem. Soc.*, **1943**, *65*, 1585.
- ¹¹⁶ Claisen, L., *Chem. Ber.*, **1926**, *59*, 144.
- ¹¹⁷ Bunnelle, W. H., Singam, P. R., Narayanan, B. A., Bradshaw, C. W. and Lion, J. S., *Synthesis*, **1997**, 439.
- ¹¹⁸ Alberola, A., González-Ortega, A., Sáadaba, L. L. and Sañudo, M. C., *J. Chem. Soc., Perkin Trans. 1*, **1998**, 4061; Valduga, C. J., Braibante, H. S. and Braibante, M. E. F., *J. Heterocycl. Chem.*, **1998**, *35*, 189.
- ¹¹⁹ Meegalla, S. K., Doller, D., Liu, R., Sha, D., Soll, R. M. and Dhanoa, D. S., *Tetrahedron Lett.*, **2002**, *43*, 8639.
- ¹²⁰ 'The Nitrile Oxides', Grundmann, C. and Grünanger, P., Springer-Verlag, Berlin and New York, **1971**; 'Cycloaddition reactions of nitrile oxides with alkenes', Easton, C. J., Merrick, C., Hughes, M., Savage, G. P. and Simpson, G. W., *Adv. Heterocycl. Chem.*, **1994**, *60*, 261.
- ¹²¹ For the use of (Boc)₂O/DMAP for this see Basel, Y. and Hassner, A., *Synthesis*, **1997**, 309.
- ¹²² McMurray, J. E., *Org. Synth., Coll. Vol. VI*, **1988**, 592.
- ¹²³ Hiraoka, T., Yoshimoto, M. and Kishida, Y., *Chem. Pharm. Bull.*, **1972**, *20*, 122; Barco, A., Benetti, S., Pollini, G. P. and Baraldi, P. G., *Synthesis*, **1977**, 837.
- ¹²⁴ For dehydrogenation of pyrazolines with 'clayfen' see Bougrin, K., Sonfaioun, M. and El Yazid, M., *Tetrahedron Lett.*, **1995**, *36*, 4065.
- ¹²⁵ Iddon, B., Suschitzky, H., Thompson, A. W., Wakefield, B. J. and Wright, D. J., *J. Chem. Res.*, **1978**, (S) 174; (M) 2038.
- ¹²⁶ Sasaki, T. and Yoshioka, T., *Bull. Chem. Soc. Jpn.*, **1968**, *41*, 2212; Christl, M., Huisgen, R. and Sustmann, R., *Chem. Ber.*, **1973**, *106*, 3275.
- ¹²⁷ Hanson, R. N. and Mohamed, F. A., *J. Heterocycl. Chem.*, **1997**, *34*, 345.
- ¹²⁸ Oh, L. M., *Tetrahedron Lett.*, **2006**, *47*, 7943.
- ¹²⁹ Sakamaoto, T., Shiga, F., Uchiyama, D., Kondo, Y. and Yamanaka, H., *Heterocycles*, **1992**, *33*, 813.
- ¹³⁰ Hanamoto, T., Egashira, M., Ishizuka, K., Furuno, H. and Inanaga, J., *Tetrahedron*, **2006**, *62*, 6332.
- ¹³¹ Aggarwal, V. K., de Vicente, J. and Bonnert, R. V., *J. Org. Chem.*, **2003**, *68*, 5381.
- ¹³² Barber, G. N. and Olofson, R. A., *J. Org. Chem.*, **1978**, *43*, 3015.

- ¹³³ He, Y. and Liu, N.-H., *Synthesis*, **1994**, 989.
- ¹³⁴ Nitz, T. J., Volkots, D. L., Aldous, D. J. and Oglesby, R. C., *J. Org. Chem.*, **1994**, 59, 5828.
- ¹³⁵ Dang, T. T., Albrecht, U. and Lange, P., *Synthesis*, **2006**, 2515.
- ¹³⁶ Short, K. M. and Ziegler, C. B., *Tetrahedron Lett.*, **1993**, 34, 75.
- ¹³⁷ Almirante, N., Cerri, A., Fedrizzi, G., Marazzi, G. and Santagostino, M., *Tetrahedron Lett.*, **1998**, 39, 3287; Almirante, N., Benicchio, A., Cerri, A., Fedrizzi, G., Marazzi, G. and Santagostini, *Synlett*, **1999**, 299.

Benzannellated Azoles: Reactions and Synthesis



There is only one way in which a benzene ring can be fused to each of the three 1,3-azoles, generating 1H-benzimidazole,¹ benzoxazole and benzothiazole. Indazole² is the only possibility for the analogous fusion to a pyrazole; it exists as a 1H tautomer – the 2H-tautomer cannot be detected, though 2-substituted 2H-indazoles are known. Two distinct isomers each are possible for the other two benzo-fused 1,2-azoles: 1,2-benzisothiazole and 2,1-benzisothiazole,³ 1,2-benzisoxazole and 2,1-benzisoxazole,⁴ respectively.

26.1 Reactions with Electrophilic Reagents

26.1.1 Addition at Nitrogen

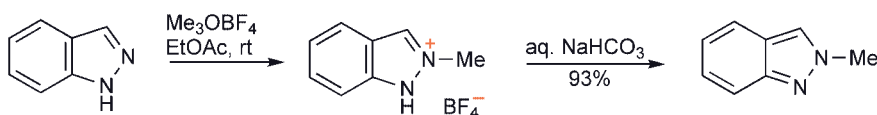
26.1.1.1 Protonation

Benzimidazole is somewhat weaker as a base and stronger as an N–H acid, than imidazole. These trends are echoed in the other benzo-azoles: the bicyclic systems are weaker bases than the corresponding monocyclic heterocycles and indazole is a slightly weaker acid than pyrazole.

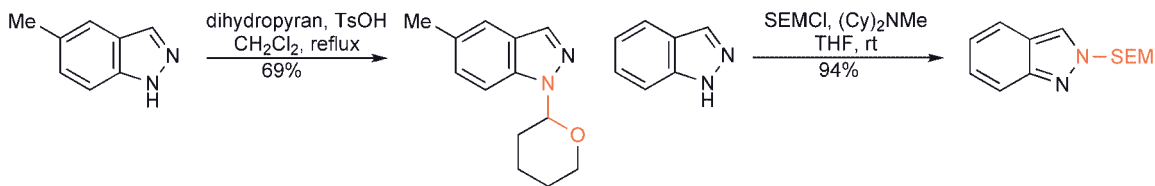


26.1.1.2 Alkylation at Nitrogen

The neutral heterocycles form quaternary salts by reaction at nitrogen with alkyl halides. Normally, indazoles react at the imine nitrogen, N-2.⁵



Alkylation of 6-methylindazole with dihydropyran and acid produces the *N*-1-tetrahydropyranyl derivative;⁶ as in *N*-1-acylation of indazoles, this 1-substituted product may be a thermodynamic product resulting from reversible alkylation.



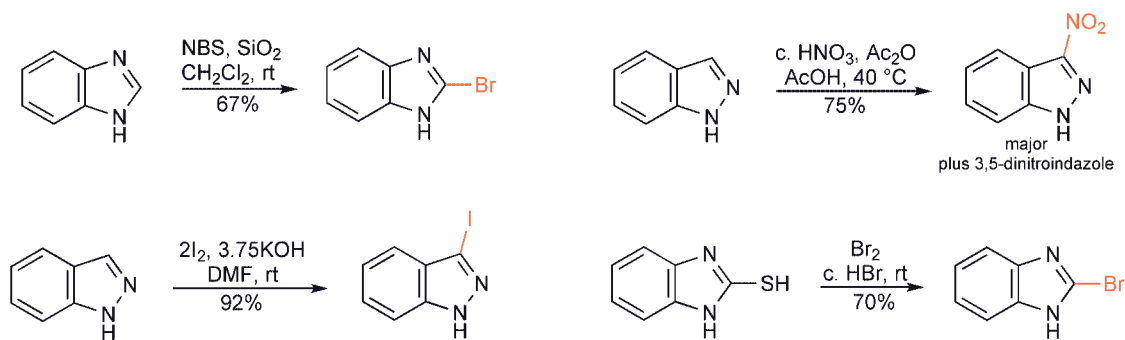
A very useful alternative protection of indazoles is achieved using trimethylsilyl chloride in the presence of a hindered base, producing 2-trimethylsilylindazole: it is the neutral indazole which is silylated by reaction at the imine nitrogen, the hindered base being present to deprotonate the initially formed salt.⁷

26.1.1.3 Acylation at Nitrogen

Acid anhydrides, with or without pyridine, bring about *N*-acylation of benzimidazoles, *N*-1-acylation of indazoles, and 1,3-diacylation of benzimidazol-2-one.⁸ *N*-2-Acylation of indazole can be achieved in the presence of a hindered base.⁷

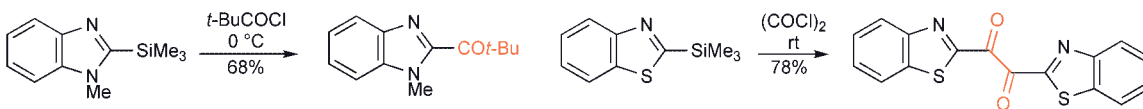
26.1.2 Substitution at Carbon

The only known *C*-substitutions in the heterocyclic rings of any benzo-azole are the 2-bromination of benzimidazole with *N*-bromosuccinimide,⁹ the 2-substitution of benzothiazole with bromine at 450 °C¹⁰ and the 3-nitration of indazole.¹¹ The general rule is that electrophilic nitrations and halogenations can be achieved only in the benzene ring at the 5-, or 6- or 7-positions, for example 5-bromobenzimidazole can be obtained in high yield from the unsubstituted heterocycle.¹² The efficient conversion of indazole into 3-iodoindazole¹³ is achieved in the presence of base and probably involves iodination of the indazolyl anion (see 26.3).



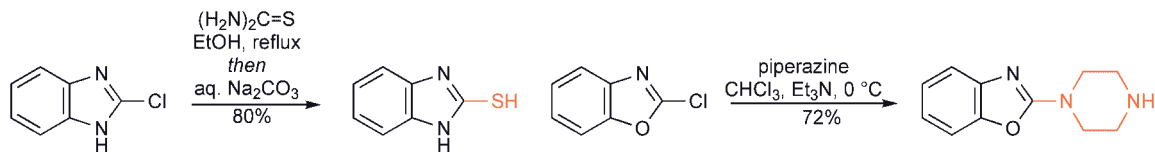
2-Bromobenzimidazole can be obtained from the reaction of benzimidazole-2-thiol with bromine,¹⁴ but in general, hetero-ring halides are prepared from the corresponding oxygen-substituted heterocycle by treatment with thionyl chloride or phosphoryl chloride.⁶

The reluctance to undergo electrophilic *C*-substitution in the five-membered ring can be overcome using silylated derivatives, as illustrated.¹⁵

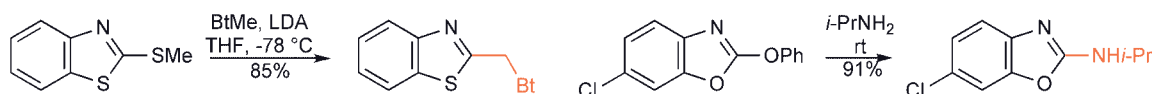


26.2 Reactions with Nucleophilic Reagents

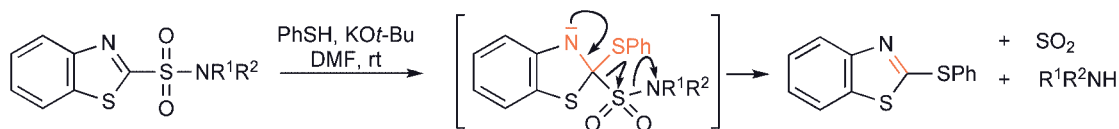
The only position in these heterocycles where nucleophilic displacement of a leaving group is activated is that on the heterocyclic ring; conversion to thiol using thiourea as the nucleophile,¹⁶ and amine displacements on 2-chloro-benzoxazoles¹⁷ show the mildness of the conditions required.



Both oxygen and sulfur substituents can be easily displaced from benzoxazoles¹⁸ or benzothiazoles¹⁹ by organolithiums or amines.



Susceptibility to nucleophilic displacement is central to a method for removing benzothiazol-2-ylsulfonyl protecting groups – reaction with a thiol at the heterocyclic ring 2-position releases the amine (either primary or secondary) as indicated, the sequence also being a reminder of the usual addition/elimination sequence for nucleophilic displacements at imine carbon.



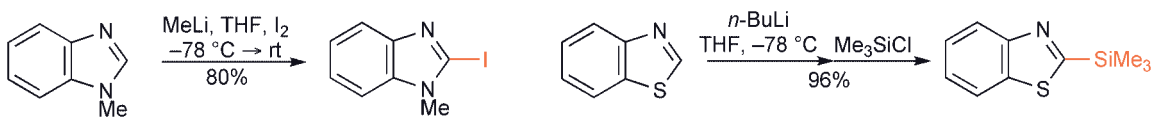
26.3 Reactions with Bases

26.3.1 Deprotonation of *N*-Hydrogen and Reactions of Benzimidazolyl and Indazolyl Anions

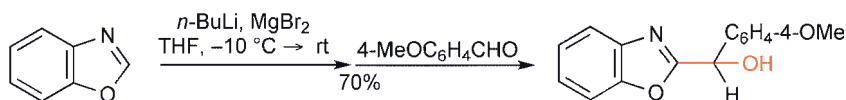
The pK_a for benzimidazole is 12.3 and for indazole, the value is 13.9. The benzimidazolyl and indazolyl anions react straightforwardly on nitrogen with electrophiles, though mixtures of *N*-1- and *N*-2-substituted products can result in the latter case. For example, amination with hydroxylamine *O*-sulfonic acid gives a 2 : 1 ratio of 1-amino-1*H*-indazole and 2-amino-2*H*-indazole²⁰ or to take another example, the ratio of *N*-1- to *N*-2-ethylated products from methyl indazol-3-ylcarboxylate can vary from 1 : 1 to 18 : 1 depending on the base and the solvent.²¹ The *N*-arylation of benzimidazoles and indazoles can be achieved with palladium or copper catalysis (See 4.2.10).

26.4 Ring Metallation and Reactions of *C*-Metallated Derivatives

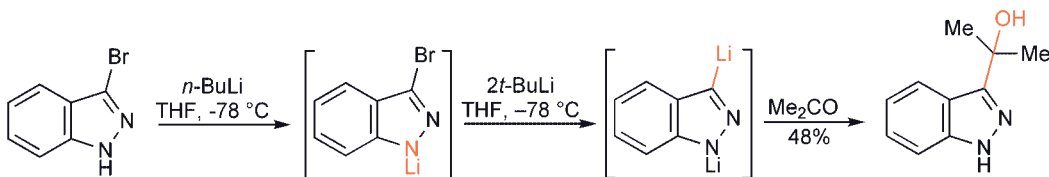
Benzothiazoles and benzimidazoles (blocked or protected on nitrogen) lithiate at the hetero-ring 2-position. This allows subsequent reaction with the usual range of electrophiles; the examples below show the introduction of iodine²² and a silicon substituent,²³ 2-lithio-benzimidazoles also react efficiently with simple esters to give ketones.²⁴



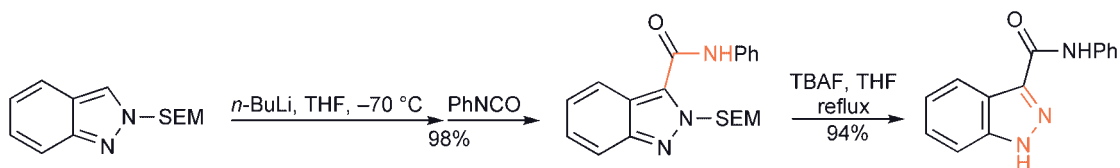
Lithiation of benzoxazole leads to a mixture of the 2-lithiated species and a ring-opened *ortho*-isocyanophenolate. This difficulty can be avoided by magnesiation and good yields of 2-substituted products obtained thereby.²⁵



1,2-Benzisothiazole and 1,2-benzisoxazole have not been lithiated in the heterocyclic ring, no doubt because attempts so to do would lead to fragmentation of the heterocyclic ring in a way analogous to that observed on exposure of isoxazoles to lithiating conditions (25.5.1), and when indazole-3-acids are heated in quinoline.²⁶ However, 3-bromoindazole can be converted into an *N,C*-dithio species – this takes advantage of the fact that following deprotonation of the *N*-hydrogen, N-1 is no longer a leaving group.²⁷



Lithiation of 2-alkyl-2*H*-indazoles proceeds straightforwardly and thus 3-substituted 2*H*-indazoles can be obtained²⁸ and comparable lithiations of 2-trimethylsilyl-indazoles, followed by removal of the silicon substituent, produce 3-substituted indazoles.



26.5 Reactions with Reducing Agents

The selective reduction of the hetero-ring of benzo-1,3-azoles or the benzo-1,2-azoles has not been reported, though benzazolium salts can be easily reduced to 1,2-dihydro derivatives with sodium borohydride or lithium aluminium hydride.²⁹

26.6 Electrocyclic Reactions

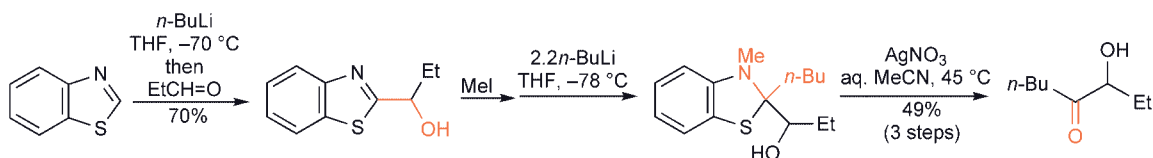
2,1-Benzisothiazole and 2,1-benzisoxazole seem not to display the tendency to act as aza-dienes that might have been expected on the basis of comparison with the typical reactivity of isoindoles, benzo[*c*]thiophenes and isobenzofurans (cf. 22.2). In a different sense, electron-deficient 2-alkenyl-benzothiazoles react as 1-aza-1,3-dienes with electron-rich alkenes.³⁰

26.7 Quaternary Salts

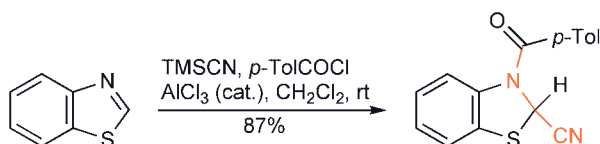
Benzo-1,3-azolium salts are susceptible to nucleophilic addition at C-2, for example, they are converted into the corresponding *ortho*-substituted benzene, with loss of C-2, by aqueous base, a process that must involve addition of hydroxide at C-2 as an initiating step.³¹

By a sequence involving 2-lithiation of benzothiazole, then reaction with an aldehyde, quaternisation, C-2-*addition* of an alkylolithium, and finally silver-promoted ring cleavage of the resulting dihydro-

benzothiazole, the heterocycle can be made the means for the construction of α -hydroxy-ketones.³² Lithium enolates also add smoothly to benzothiazolium salts.³³



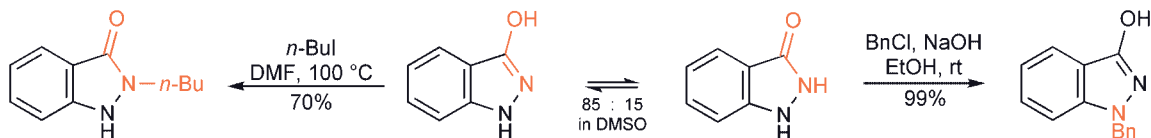
Reissert-type adducts (cf. 9.13) can be obtained from benzothiazole, benzoxazole and indazole, as exemplified.³⁴



N-Heterocyclic carbenes³⁵ (cf. 24.10) can be obtained from 1,3-dialkyl-benzimidazole quaternary salts by 2-deprotonation,³⁶ or from 1,3-dialkyl benzimidazole-2-thione using sodium/potassium alloy.³⁷

26.8 Oxy- and Amino-Benzo-1,3-Azoles

The benzo-1,3-azol-2-ones exist in the carbonyl tautomeric forms. Indazol-3-one, however, at least in dimethylsulfoxide solution, is largely in the hydroxy tautomeric form,³⁸ in contrast to 1,2-benzisothiazol-3-one, which is wholly in the carbonyl form, in the solid.³⁹



It is possible to be quite selective in the introduction of alkyl groups onto one of the two nitrogens of 3-hydroxyindazole. Reaction with a halide in neutral solution, no doubt involving the imine tautomer, is selective for N-2;⁴⁰ the anion reacts at N-1.⁴¹

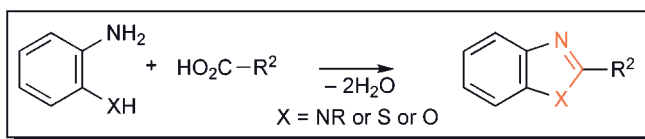
Hot aqueous base brings about hydrolytic cleavage of the heterocyclic ring of benzo-1,3-azol-2-ones giving the corresponding *ortho*-disubstituted benzene.⁴² Alkylation in basic medium generally leads to *N*- and *O*-substitution; thiones alkylate on the thione sulfur.⁴³

26.9 Synthesis

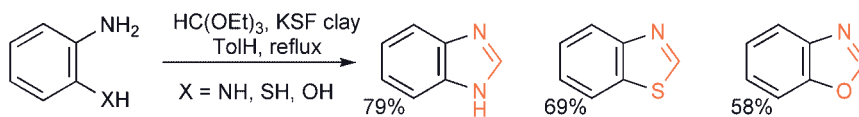
26.9.1 Ring Synthesis of Benzo-1,3-Azoles

26.9.1.1 From *ortho*-Heteroatom-Substituted Arenes

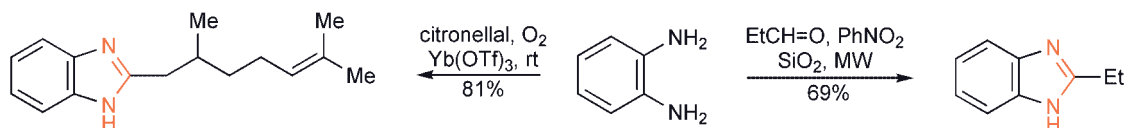
The most important strategy for the synthesis of benzothiazoles, benzimidazoles and benzoxazoles is the insertion of C-2 into a precursor with *ortho*-heteroatoms on a benzene ring. The component that is required for this purpose usually has the future C-2 at the oxidation level of an acid, but many variants on this have been described.



In the standard form of this route, a carboxylic acid is heated with the *ortho*-disubstituted benzene: *ortho*-amino-phenol, -thiophenol or -aniline. An iminoether will react at a much lower temperature⁴⁴ and iminochlorides, generated *in situ* using the acid, triphenylphosphine and hot carbon tetrachloride, can be used for benzimidazole or benzoxazole synthesis.⁴⁵ Orthoesters with a KSF clay is a highly recommended variant and can be used for the synthesis of all three unsubstituted benzo-1,3-azoles.⁴⁶

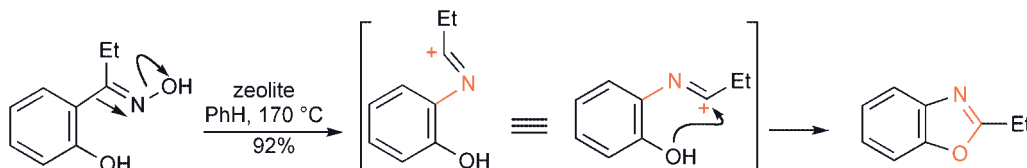


Important variants for the synthesis of benzimidazoles allow the use of aldehydes, rather than acids: ytterbium triflate⁴⁷ (best for aliphatic aldehydes) or scandium triflate⁴⁸ catalyse the condensation and the subsequent air oxidation of the dihydrobenzimidazole immediate product. Incorporating nitrobenzene in the reaction mixture as the oxidant can also be used.⁴⁹ *ortho*-Nitroanilines can be used by incorporating a reducing agent in the reaction mixture – e.g. hydrogen over palladium⁵⁰ or sodium dithionite⁵¹ – for *in situ* generation of the *ortho*-phenylenediamine. 2-Aryl-benzothiazoles can be made from 2-aminobenzenethiol, aromatic aldehydes and air, in the presence of activated carbon.⁵²

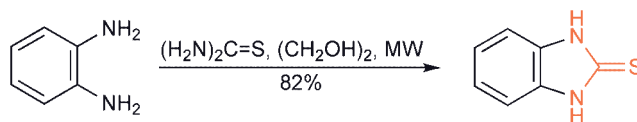


There are efficient ways in which to use starting materials that have the carboxylic acid component already installed on *both* heteroatoms: conversion to bis(silyloxy) derivatives,⁵³ or simply heating with *p*-toluenesulfonic acid.⁵⁴ An excellent route to mono-acylated precursors utilises mixed anhydrides.³¹ A very mild method for the dehydrative ring closure of *ortho*-hydroxyarylamino-amides utilises typical Mitsunobu conditions – triphenylphosphine and diethyl azodicarboxylate.⁵⁵

A device that has been frequently used to produce an *ortho*-acylamino-phenol synthon is to carry out a Beckmann rearrangement on an *ortho*-hydroxyaryl ketone, the Beckmann intermediate cyclising *in situ*, as illustrated below.⁵⁶

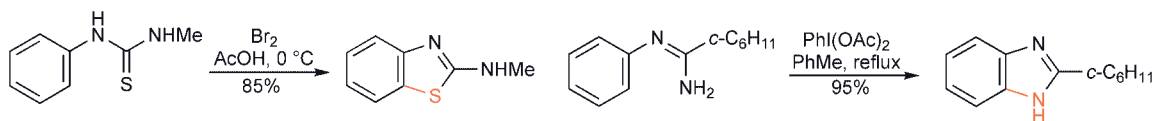


Microwave irradiation can be used to make oxazolo[4,5-*b*]pyridines⁵⁷ and allows reaction with amides in lieu of acids; when urea or thiourea are used, 2-ones (2-thiones) are obtained; carbon disulfide with potassium hydroxide also leads to 2-thiones. The use of triphosgene and 2,3-diamino-pyridines can be used to make the analogous imidazo[4,5-*b*]pyridin-2-ones.⁵⁸ Reaction with cyanogen bromide gives 2-amino-benzimidazoles.¹⁶



26.9.1.2 Other Methods

Chief amongst alternative methods, and of importance in that it does not require an *ortho*-diheteroatom starting material, is the oxidative ring closure of arylamine-thioamides giving benzothiazoles. Typically,⁵⁹ potassium ferricyanide or bromine is utilized; DDQ⁶⁰ or Dess–Martin periodinane,⁶¹ both at room temperature, also function to bring about oxidative ring closure. An oxidative ring closure giving benzimidazoles results when *N*-aryl-amidines are reacted with iodobenzene diacetate.⁶²

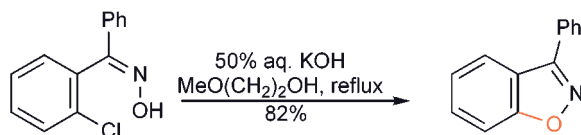


In substrates where a halogen is located *ortho* to nitrogen, ring closure to benzimidazoles can be achieved by palladium(0)-catalysed⁶³ or copper-catalysed⁶⁴ sequences; similar formation of benzothiazoles from *ortho*-haloarylamine-thioamides, does not require a metal catalyst.⁶⁵

26.9.2 Ring Synthesis of Benzo-1,2-Azoles

26.9.2.1 Ring Synthesis of 1*H*-Indazoles, 1,2-Benzisothiazoles and 1,2-Benzisoxazoles

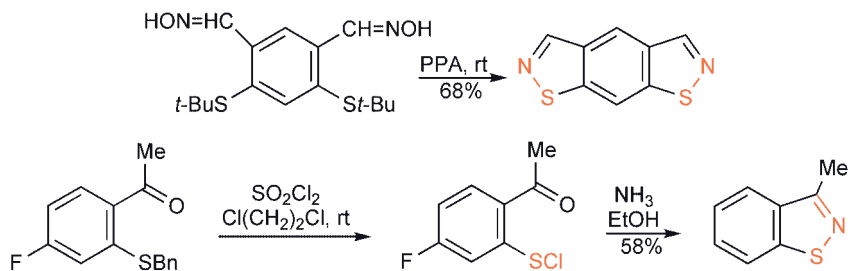
The earliest syntheses of 1,2-benzisoxazoles depended on the cyclisation of an *ortho*-haloaryl-ketone oxime, typical conditions are shown below and involve an intramolecular nucleophilic substitution of the halide.⁶⁶ Only one geometrical isomer of the oxime will ring close. Applying this approach to amidoximes is easier, because the two imine geometrical isomers in such compounds are easily interconvertible.⁶⁷ Comparable reaction with hydrazones produces indazoles.⁶⁸



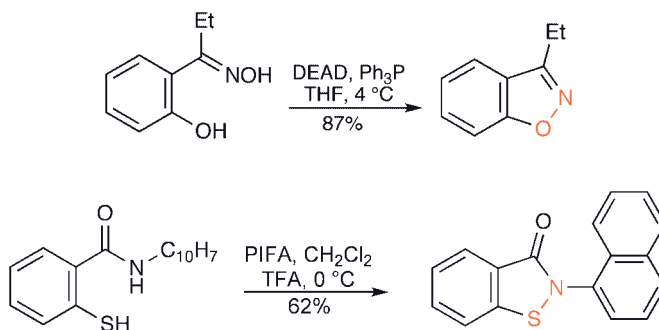
A number of routes involve formation of the bond between the two heteroatoms: typical is the conversion of di(2-cyanophenyl) disulfide into 3-chlorobenzisothiazole with chlorine⁶⁹ and into 3-amino-benzisothiazoles with magnesium amides, as shown, one ‘half’ of the starting material is converted directly into the heterocycle, the second ‘half’ requiring oxidation.⁷⁰



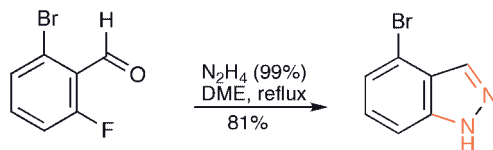
Generally speaking, one of the heteroatoms must carry a leaving group – the hydroxyl of oximes has served this purpose either *via* protonation⁷¹ or acetylation.⁷² The generation of an aryl chlorosulfide serves the purpose in the opposite sense.⁷³



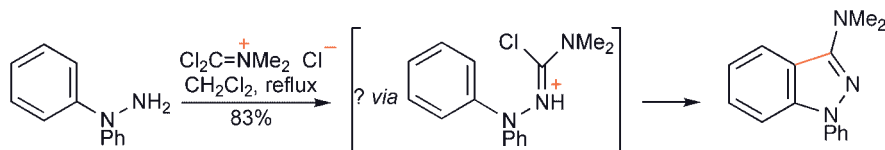
An excellent protocol for the cyclisation of salicylaldehyde oximes (or *ortho*-hydroxyaryl-ketoximes) is the application of Mitsunobu-type conditions;⁷⁴ the combination triphenylphosphine/DDQ is also very efficient.⁷⁵ Phenyliodine(III) bis(trifluoroacetate) (PIFA) can be used to effect ring closure of *ortho*-amino-arylcarboxamides giving indazolin-3-ones⁷⁶ or of *ortho*-thiol-arylcarboxamides, to give benzisothiazol-3-ones.⁷⁷



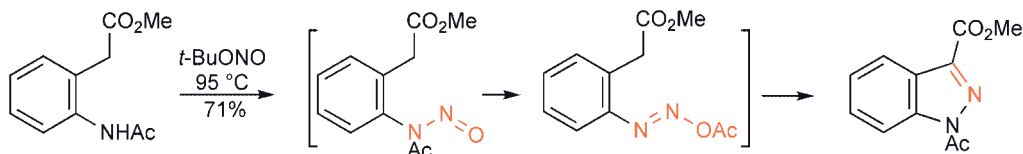
Salicylaldehydes react with hydrazine to give 1*H*-indazoles,⁷⁸ and indazoles can also be formed from the reaction of *ortho*-fluoro-benzaldehydes with hydrazine.⁷⁹ Rather similar ring closures of *N*-aryl-*N'*-(*ortho*-bromobenzyl)-hydrazines require palladium catalysis.⁸⁰



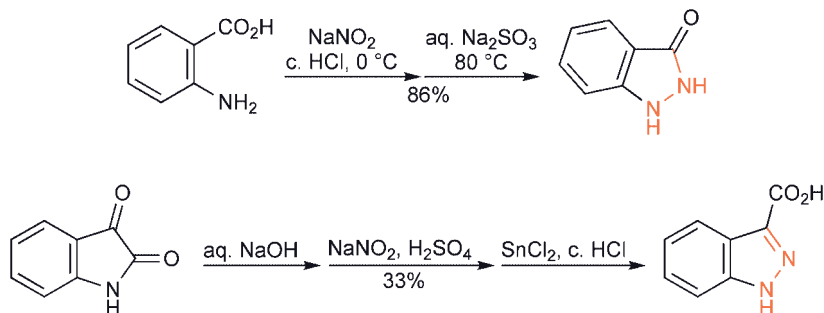
Electrophilic cyclisation onto the aromatic ring achieves the synthesis of 3-amino-indazoles when aryl-hydrazines are reacted with *N*-(dichloromethylene)-*N,N*-dimethylammonium chloride, as shown.⁸¹



A classical,⁸² but still used,^{6,83} route to indazoles involves *N*-nitrosation of an acetanilide, followed by cyclisation onto an *ortho*-alkyl group – even unactivated methyl groups enter into reaction, though in the example shown below the *ortho*-substituent carries an activating ester. The sequence may involve a diazoacetate as intermediate, as shown, with the acetate as leaving group. 3-Methylindazole can be obtained *via* diazotisation of 2-ethylaniline, then ring closure with a mild base.⁸⁴



Diazotisation of anthranilic acid and immediate reduction of the diazo group is a very simple route to indazolin-3-one.² Hydrolysis of the amide unit of isatin, then diazotisation and reduction produces indazole-3-carboxylic acid;⁸⁵ adding the diazonium salt solution to the reducing mixture minimizes the formation of byproduct indazolin-3-ones.⁸⁶

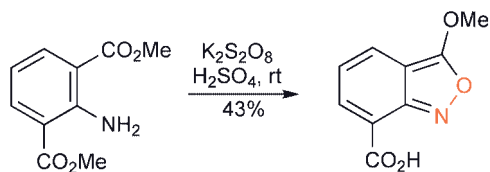


A route to 3-trimethylsilyl-indazoles involves the interaction of lithium trimethylsilyldiazomethane with benzynes, generated *in situ* from a halo-benzene.⁸⁷

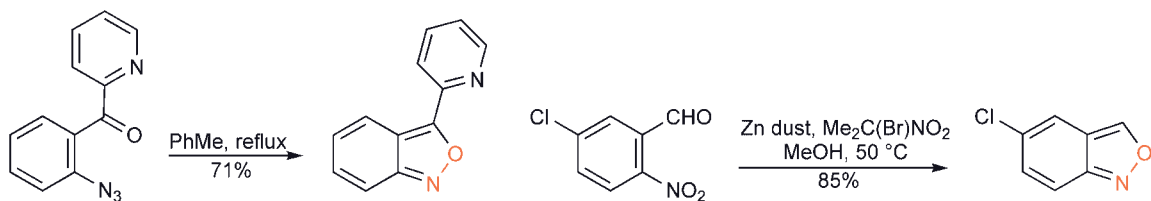


26.9.2.2 Ring Synthesis of 2,1-Benzisothiazoles and 2,1-Benzisoxazoles

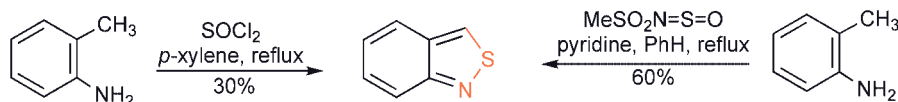
Appropriate oxidations of *ortho*-aminoaryl ketones⁸⁸ or esters⁸⁹ produce 2,1-benzisoxazoles; these ring closures may involve the intermediate formation of a nitrene.



Involvement of a nitrene seems very likely in sequences where an *ortho*-azidoaryl ketone is decomposed thermally producing 3-substituted 2,1-benzisoxazoles.⁹⁰ In the opposite sense, reduction of *ortho*-nitroaraldehydes is a very efficient route to 3-unsubstituted 2,1-benzisoxazoles. Both the zinc and the 2-bromo-2-nitropropane are essential components of the reducing mixture. Note the survival of the aromatic halogen in the example shown.⁹¹



ortho-Amino-toluenes can be converted into 2,1-benzisothiazoles by reaction with thionyl chloride⁹² or with *N*-sulfinylmethanesulfonamide.⁹³

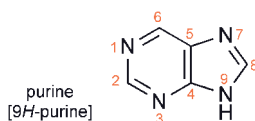


References

- (a) 'The chemistry of benzimidazoles', Wright, J. B., *Chem. Rev.*, **1951**, *48*, 397; 'Synthesis, reactions and spectroscopic properties of benzimidazoles', Preston, P. N., *ibid.*, **1974**, *74*, 279; (b) '2-Aminobenzimidazoles in organic synthesis', Rastogi, R. and Sharma, S., *Synthesis*, **1983**, 861; (c) 'Imidazole and Benzimidazole Synthesis', Grimmett, M. R., Academic Press, London, **1997**.
- 'Synthesis, properties and reactions of 1*H*-indazol-3-ols and 1,2-dihydro-3*H*-indazol-3-ones', Baiocchi, L., Corsi, G. and Palazzo, G., *Synthesis*, **1978**, 633.
- 'Benzisothiazoles', Davis, M., *Adv. Heterocycl. Chem.*, **1972**, *14*, 43; 'Advances in the chemistry of benzisothiazoles and other polycyclic isothiazoles', *idem*, *ibid.*, **1985**, *38*, 105.
- 'Benzisoxazoles (indoxazenes and anthranils)', Wünsch, K. H. and Boulton, A. J., *Adv. Heterocycl. Chem.*, **1967**, *8*, 277.
- Cheung, M., Boloor, A. and Stafford, J. A., *J. Org. Chem.*, **2003**, *68*, 4093.
- Sun, J.-H., Teleha, C. A., Yan, J.-S., Rogers, J. D. and Nugiel, D. A., *J. Org. Chem.*, **1997**, *62*, 5627.
- Luo, G., Chen, L. and Dubowchik, G., *J. Org. Chem.*, **2006**, *71*, 5392.
- e.g. Harrison, D., Ralph, J. T. and Smith, A. C. B., *J. Chem. Soc.*, **1963**, 2930
- Mistry, A. G., Smith, K. and Bye, M. R., *Tetrahedron Lett.*, **1986**, *27*, 1051.
- Jansen, H. E. and Wibaut, J. P., *Recl. Trav. Chim.*, **1937**, *56*, 699.
- Cohen-Fernandes, P. and Habraken, C. L., *J. Org. Chem.*, **1971**, *36*, 3084.
- Das, B., Venkateswarlu, K., Krishnaiah, M. and Holla, H., *Tetrahedron Lett.*, **2006**, *47*, 8693.
- Crestey, F., Collot, V., Stiebing, S. and Rault, S., *Synthesis*, **2006**, 3506.
- Ellingboe, J. W., Spinelli, W., Winkley, M. W., Nguyen, T. T., Parsons, R. W., Moubanak, I. F., Kitzen, J. M., Engen, D. V. and Bagli, J. F., *J. Med. Chem.*, **1992**, *35*, 705.
- Jutzi, P. and Gilge, U., *J. Heterocycl. Chem.*, **1983**, *20*, 1011.
- Harrison, D. and Ralph, J. T., *J. Chem. Soc.*, **1965**, 3132.
- Yamada, M., Sato, Y., Kobayashi, K., Konno, F., Soneda, T. and Watanabe, T., *Chem. Pharm. Bull.*, **1998**, *46*, 445.
- Kövér, J., Timár, T. and Tompa, J., *Synthesis*, **1994**, 1124.
- Katritzky, A. R., Ghiviriga, I. and Cundy, D. J., *Heterocycles*, **1994**, *38*, 1041.
- Adams, D. J. C., Bradbury, S., Horwell, D. C., Keating, M., Rees, C. W. and Storr, R. C., *Chem. Commun.*, **1971**, 828; Kleim, J. T., Davis, L., Olsen, G. E., Wong, G. S., Huger, F. P., Smith, C. P., Petko, W. W., Cornfeldt, M., Wilker, J. C., Blitzer, R. D., Landau, E., Haroutunian, V., Martin, L. L. and Effland, R. C., *J. Med. Chem.*, **1996**, *39*, 570.
- Harada, H., Morie, T., Hirokawa, Y., Terauchi, H., Fugiwara, I., Yoshida, N. and Kato, S., *Chem. Pharm. Bull.*, **1995**, *43*, 1912.
- Park, S. B. and Alper, H., *Org. Lett.*, **2003**, *5*, 3209.
- Chikashita, H. and Itoh, K., *Heterocycles*, **1985**, *23*, 295.
- Asakawa, K.-i., Dannenberg, J. J., Fitch, K. J., Hall, S. S., Kadowaki, C., Karady, S., Kii, S., Maeda, K., Marcune, B. F., Mase, T., Miller, R. A., Reamer, R. A. and Tschae, D. M., *Tetrahedron Lett.*, **2005**, *46*, 5081.
- Bayh, O., Awad, H., Mongin, F., Hoarau, C., Bischoff, L., Trécourt, F., Quégunier, G., Marsais, F., Blanco, F., Abarca, B. and Ballesteros, R., *J. Org. Chem.*, **2005**, *70*, 5190.
- Gale, D. J. and Wilshire, J. F. K., *Aust. J. Chem.*, **1973**, *26*, 2683.
- Welch, W. M., Hanan, C. E. and Whalen, W. M., *Synthesis*, **1992**, 937.
- Bunnell, A., O'Yang, C., Petrica, A. and Soth, M. J., *Synth. Commun.*, **2006**, *36*, 285.
- Imidazolium, e.g. Hausner, S. H., Striley, C. A. F., Krause-Bauer, J. A. and Zimmer, H., *J. Org. Chem.*, **2005**, *70*, 5804; indazolium: Schmidt, A., Habeck, T., Snovydyovych, B. and Eisfeld, W., *Org. Lett.* **2007**, *9*, 3515.
- Sakamoto, M., Nagano, M., Suzuki, Y., Satoh, K. and Tamura, O., *Tetrahedron*, **1996**, *52*, 733.
- Quast, H. and Schmitt, E., *Chem. Ber.*, **1969**, *102*, 568.
- Chikashita, H., Ishibaba, M., Ori, K. and Itoh, K., *Bull. Chem. Soc. Jpn.*, **1988**, *61*, 3637.
- Chikashita, H., Takegami, N., Yanase, Y. and Itoh, K., *Bull. Chem. Soc. Jpn.*, **1989**, *62*, 3389.
- Üff, B. C., Ho, Y.-P., Brown, D. S., Fisher, I., Popp, F. D. and Kant, J., *J. Chem. Res.*, (S) 346, (M) 2652.
- 'Stable heteroaromatic carbenes of the benzimidazole and 1,2,4-triazole series', Korotkikh, N. I., Shvaika, O. P., Rayenko, G. F., Kiselyov, A. V., Knishevitsky, A. V., Cowley, A. H., Jones, J. N. and MacDonald, C. L. B., *Arkivoc*, **2005**, *iii*, 10.
- Starikova, O. V., Dolgushin, G. V., Larina, L. I., Komarova, T. N. and Lopyrev, V. A., *Arkivoc*, **2003**, *xiii*, 119.
- Hahn, F. E., Wittenbecher, L., Boese, R. and Bläser, D., *Chem. Eur. J.*, **1999**, 1931.
- Ballesteros, P., Elguero, J., Claramunt, R. M., Faure, R., de la Concepción Foces-Foces, M., Hernández Caro, F. and Rousseau, A., *J. Chem. Soc., Perkin Trans. 2*, **1986**, 1677.
- Cavalca, L., Gaetani, A., Mangia, A. and Pelizza, G., *Gazz. Chim. Ital.*, **1970**, *100*, 629.

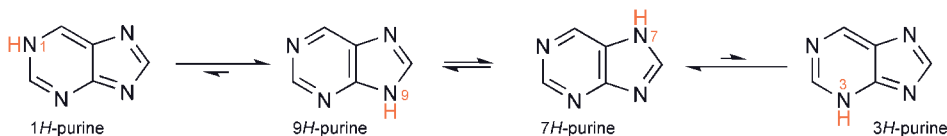
- ⁴⁰ Arán, V. J., Diez-Barra, E., de la Hoz, A. and Sánchez-Verdú, P., *Heterocycles*, **1997**, *45*, 129.
- ⁴¹ Gordon, D. W., *Synlett*, **1998**, 1065.
- ⁴² Quast, H. and Schmitt, E., *Chem. Ber.*, **1969**, *102*, 568.
- ⁴³ Katritzky, A. R., Aurrecochea, J. M. and Vazquez de Miguel, L. M., *Heterocycles*, **1987**, *26*, 427.
- ⁴⁴ Costanzo, M. J., Maryanoff, B. E., Hecker, L. R., Schott, M. R., Yabut, S. C., Zhang, H.-C., Andrade-Gordon, P., Kauffman, J. A., Lewis, J. M., Krishnan, R. and Tulinsky, A., *J. Med. Chem.*, **1996**, *39*, 3039.
- ⁴⁵ Ge, F., Wang, Z., Wan, W., Lu, W. and Hao, J., *Tetrahedron Lett.*, **2007**, *48*, 3251.
- ⁴⁶ Villemain, D., Hammadi, M. and Martin, B., *Synth. Commun.*, **1996**, *26*, 2895.
- ⁴⁷ Curini, M., Epifano, F., Montanari, F., Rosati, O. and Taccone, S., *Synlett*, **2004**, 1832.
- ⁴⁸ Itoh, T., Nagata, K., Ishikawa, H. and Ohsawa, A., *Heterocycles*, **2004**, *63*, 2769.
- ⁴⁹ Beu-Alloum, A., Bakkas, S. and Soufiaoui, M., *Tetrahedron Lett.*, **1998**, *39*, 4481.
- ⁵⁰ Hornberger, K. R., Adjabeng, G. M., Dickson, H. D. and Davis-Ward, R. G., *Tetrahedron Lett.*, **2006**, *47*, 5359.
- ⁵¹ Surpur, M. P., Singh, P. R., Patil, S. B. and Samant, S. D., *Synth. Commun.*, **2007**, *37*, 1375.
- ⁵² Kawashita, Y., Ueba, C. and Hayashi, M., *Tetrahedron Lett.*, **2006**, *47*, 4231.
- ⁵³ Rigo, D., Valligny, D., Taisne, S. and Couturier, D., *Synth. Commun.*, **1988**, *18*, 167.
- ⁵⁴ De Luca, M. R. and Kerwin, S. M., *Tetrahedron*, **1997**, *53*, 457.
- ⁵⁵ Wang, T. and Hanske, J. R., *Tetrahedron Lett.*, **1997**, *38*, 6529.
- ⁵⁶ Bhawal, B. M., Mayabhate, S. P., Likhite, A. P. and Deshmukh, A. R. A. S., *Synth. Commun.*, **1995**, *25*, 3315.
- ⁵⁷ Myllymäki, M. and Koskinen, A. M. P., *Tetrahedron Lett.*, **2007**, *48*, 2295.
- ⁵⁸ Kuethé, J. T., Wong, A. and Davies, I. W., *J. Org. Chem.*, **2004**, *69*, 7752.
- ⁵⁹ Roe, A. and Tucker, W. P., *J. Heterocycl. Chem.*, **1965**, *2*, 148; Dreikorn, B. A. and Unger, P., *J. Heterocycl. Chem.*, **1989**, *26*, 1735; Ambati, N. B., Anand, V. and Hanumanthu, P., *Synth. Commun.*, **1997**, *27*, 1487; Jordan, A. D., Luo, C. and Reitz, A. B., *J. Org. Chem.*, **2003**, *68*, 8693.
- ⁶⁰ Bose, D. S., Idrees, M. and Srikanth, B., *Synthesis*, **2007**, 819.
- ⁶¹ Bose, D. S. and Idrees, M., *J. Org. Chem.*, **2006**, *71*, 8261.
- ⁶² Ramsden, C. A. and Rose, H. L., *J. Chem. Soc., Perkin Trans. 1*, **1995**, 615.
- ⁶³ Brain, C. T. and Steer, J. T., *J. Org. Chem.*, **2003**, *68*, 6814.
- ⁶⁴ Zheng, N. and Buchwald, S. L., *Org. Lett.*, **2007**, *9*, 4749.
- ⁶⁵ Bernardi, D., Ba, L. A. and Kirsch, G., *Synlett*, **2007**, 2121.
- ⁶⁶ King, J. F. and Durst, T., *Can. J. Chem.*, **1962**, *40*, 882.
- ⁶⁷ Fink, D. M. and Kurys, B. E., *Tetrahedron Lett.*, **1996**, *37*, 995.
- ⁶⁸ Walser, A., Flynn, T. and Mason, C., *J. Heterocycl. Chem.*, **1991**, *28*, 1121.
- ⁶⁹ Beck, J. R. and Yahner, J. A., *J. Org. Chem.*, **1978**, *43*, 1604.
- ⁷⁰ Nakamura, T., Nagata, H., Muto, M. and Saji, I., *Synthesis*, **1997**, 871.
- ⁷¹ Meth-Cohn, O. and Tarnowski, B., *Synthesis*, **1978**, 58.
- ⁷² Saunders, J. C. and Williamson, W. R. N., *J. Med. Chem.*, **1979**, *22*, 1554; McKinnon, D. M. and Lee, K. R., *Can. J. Chem.*, **1988**, *66*, 1405.
- ⁷³ Fink, D. M. and Strupczewski, J. T., *Tetrahedron Lett.*, **1993**, *34*, 6525.
- ⁷⁴ Poissonnet, G., *Synth. Commun.*, **1997**, *27*, 3839.
- ⁷⁵ Iranpoor, N., Firouzabadi, H. and Nowrouzzi, N., *Tetrahedron Lett.*, **2006**, *47*, 8247.
- ⁷⁶ Correa, A., Tellitu, I., Domínguez, E. and SanMartin, R., *J. Org. Chem.*, **2006**, *71*, 3501.
- ⁷⁷ Correa, A., Tellitu, I., Domínguez, E. and San Martin, R., *Org. Lett.*, **2006**, *8*, 4811.
- ⁷⁸ Lokhande, P. D., Raheem, A., Sabale, S. T., Chabukswar, A. R. and Jagdale, S. C., *Tetrahedron Lett.*, **2007**, *48*, 6890.
- ⁷⁹ Lukin, K., Hsu, M. C., Fernando, D. and Leanna, M. R., *J. Org. Chem.*, **2006**, *71*, 8166.
- ⁸⁰ Song, J. J. and Yee, N. K., *Tetrahedron Lett.*, **2001**, *42*, 2937.
- ⁸¹ Hervens, F. and Viehe, H. G., *Angew. Chem., Int. Ed. Engl.*, **1973**, *12*, 405.
- ⁸² Huisgen, R. and Bast, K., *Org. Synth. Coll. Vol. V*, **1973**, 650; Rüchardt, C. and Hassman, V., *Justus Liebigs Ann. Chem.*, **1980**, 908.
- ⁸³ Yoshida, T., Matsuura, N., Yamamoto, K., Doi, M., Shimada, K., Morie, T. and Kato, S., *Heterocycles*, **1996**, *43*, 2701.
- ⁸⁴ Crestey, F., Collot, V., Stiebing, S. and Rault, S., *Tetrahedron*, **2006**, *62*, 7772.
- ⁸⁵ Snyder, H. R., Thompson, C. B. and Hinman, R. L., *J. Am. Chem. Soc.*, **1952**, *74*, 2009; Norman, M. H., Navas, F., Thompson, J. B. and Rigdon, G. C., *J. Med. Chem.*, **1996**, *39*, 4692.
- ⁸⁶ Johnson, B. L. and Rodgers, J. D., *Synth. Commun.*, **2005**, *35*, 2681.
- ⁸⁷ Shoji, Y., Hari, Y. and Aoyama, T., *Tetrahedron Lett.*, **2004**, *45*, 1769.
- ⁸⁸ Prakarh, O., Saini, R. K., Singh, S. P. and Varma, R. S., *Tetrahedron Lett.*, **1997**, *38*, 3147.
- ⁸⁹ Chauhan, M. S. and McKinnon, D. M., *Can. J. Chem.*, **1975**, *53*, 1336.
- ⁹⁰ Ning, R. Y., Chen, W. Y. and Sternbach, L. H., *J. Heterocycl. Chem.*, **1974**, *11*, 125; Smalley, R. K., Smith, R. H. and Suschitzky, H., *Tetrahedron Lett.*, **1978**, 2309.
- ⁹¹ Kim, B. H., Jun, Y. M., Kim, T. K., Lee, Y. S., Baik, W. and Lee, B. M., *Heterocycles*, **1997**, *45*, 235.
- ⁹² Davis, M. and White, A. W., *J. Org. Chem.*, **1969**, *34*, 2985.
- ⁹³ Singerman, G. M., *J. Heterocycl. Chem.*, **1975**, *12*, 877.

Purines: Reactions and Synthesis



Purines are of great interest for several reasons, but in particular, together with certain pyrimidine bases, they are constituents of DNA and RNA, and consequently of fundamental importance in life processes (see 32.4). Additionally, as nucleosides and nucleotides they act as hormones and neurotransmitters and are present in some co-enzymes. The interconversion of mono-, di- and triphosphate esters of nucleosides is at the heart of energy transfer in many metabolic systems and is also involved in intracellular signalling. This central biological importance, together with medicinal chemists' search for anti-tumour and anti-viral (particularly anti-AIDS) agents, have resulted in a rapid expansion of purine chemistry (33.6.3).

There are significant lessons to be learnt from the chemistry of purines since their reactions exemplify the interplay of its constituent imidazole and pyrimidine rings, just as the properties of indole show modified pyrrole and modified benzene chemistry. Thus purines can undergo both electrophilic and nucleophilic attack at carbon in the five-membered ring and mainly nucleophilic reactions at carbon in the six-membered ring.



The numbering of the purine ring system is anomalous and reads as if purine were a pyrimidine derivative. There are, in principle, four possible tautomers of purine containing an *N*-hydrogen; in the crystalline state, purine exists as the 7*H*-tautomer, however in solution both 7*H*- and 9*H*-tautomers are present in approximately equal proportions; the 1*H*- and 3*H*-tautomers are not significant.¹

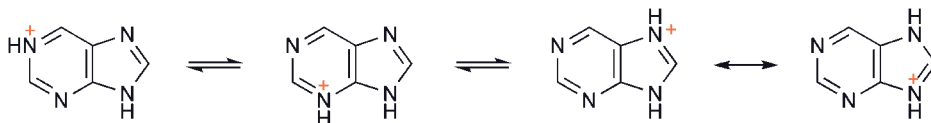
The majority of reported purine chemistry pertains to the naturally occurring purines, which are amino and/or oxygenated substances and, as a consequence, reactions of the simpler purines, such as in other chapters are given as typical, have received limited attention. A nomenclature related to the natural purines has evolved and is in general usage. A 'nucleoside' is an *N*-sugar derivative of a purine (generally 9-(ribose) or 9-(2'-deoxyribose)), for example adenosine is the 9-(ribose) of adenine, itself the generally used trivial name for 6-aminopurine. A nucleotide is a 5'-phosphate (or di- or tri-phosphate) of a nucleoside – adenosine 5'-triphosphate (ATP) is an example. Note that there are comparable pyrimidine nucleosides and nucleotides (32.4). (**NOTE:** In some diagrams, to save space, for β -D-2-deoxyribofuranosyl, β -D-ribofuranosyl and a generalized sugar, we use $\textcircled{\text{R}}$ $\textcircled{\text{R}}$ $\textcircled{\text{S}}$, respectively.)

27.1 Reactions with Electrophilic Reagents

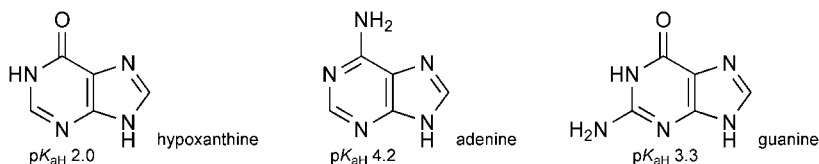
27.1.1 Addition at Nitrogen

27.1.1.1 Protonation

Purine is a weak base, pK_{aH} 2.5. ^{13}C NMR studies suggest that all three protonated forms are present in solution, but the predominant cation is formed by N-1-protonation.² In strong acid solution a dication is formed by protonation at N-1 and on the five-membered ring.³



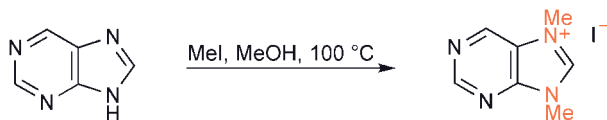
The presence of oxygen functionality does not seem to affect purine basicity to any great extent, thus hypoxanthine has a pK_{aH} of 2.0. Amino groups increase the basicity, as illustrated by the pK_{aH} of adenine, 4.2, and oxo groups reduce the basicity of amino-purines, thus guanine has a pK_{aH} of 3.3; the position of protonation of guanine in the solid state has been established by X-ray analysis – it is on the five-membered ring, which nicely illustrates the extremely subtle interplay of substituents and ring heteroatoms, for although the 2-amino group increases the basicity of the purine to which it is attached, this does not necessarily mean that it is the associated N-3 that is protonated.



Purine itself slowly decomposes in aqueous acid, to the extent of about 10% in 1N sulfuric acid at 100 °C. The stability of oxy-purines to aqueous acid varies greatly, for example xanthine is stable to aqueous 1N sulfuric acid at 100 °C, whereas purin-2-one is converted into 5,6-diaminopyrimidin-2-one under the same conditions.

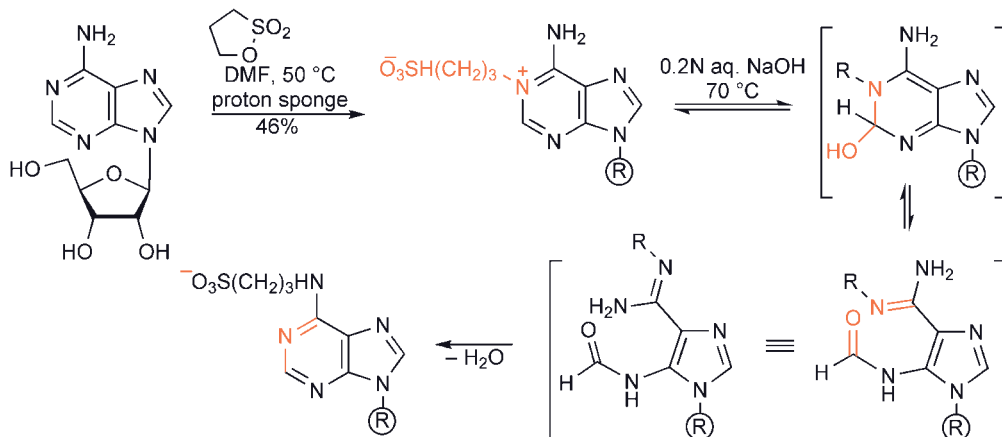
27.1.1.2 Alkylation at Nitrogen

As would be expected from systems containing four nitrogen atoms, *N*-alkylation of purines is complex and can take place on the neutral molecule or *via* an *N*-anion. Purine reacts with iodomethane to give a 7,9-dimethylpurinium salt.⁴

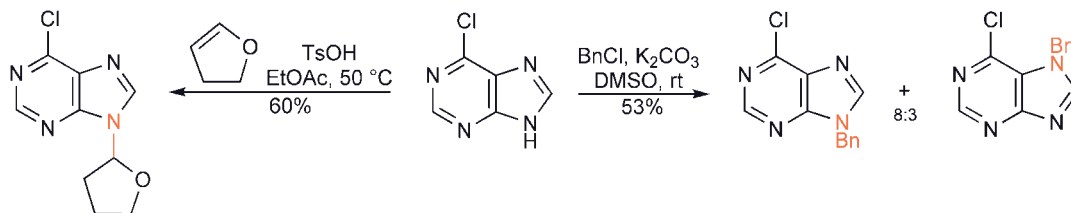


Adenine gives mainly 3-alkylated products under neutral conditions, but 7/9-substitution when there is a base present. Adenosine derivatives on the other hand usually give 1-alkylated products, presumably due to hindrance to N-3-attack by the *peri*-9-ribose substituent. That attack can still occur at C-3 is shown by the intramolecular quaternisation of N-3, which is an important side reaction when 5'-halides are subjected to displacement conditions.

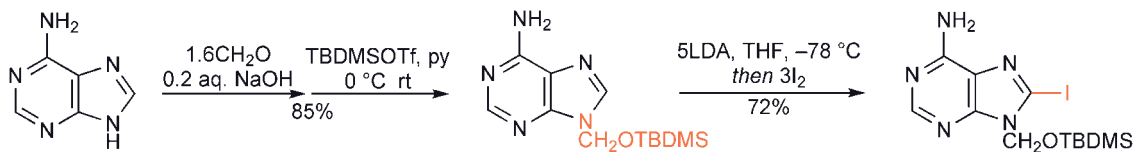
An effective method for effectively alkylating the 6-amino group of adenosine is to bring about a Dimroth rearrangement of a 1-alkyl-adenosinium salt, as illustrated below (see also 31.2.2).^{5,6}



Alkylation of oxygenated purines in alkaline media, for example hypoxanthine, tends to occur both at amidic nitrogen and also at a five-membered ring nitrogen, making selectivity a problem. Under neutral conditions, xanthenes give 7,9-dialkylated quaternary salts. The alkylation of 6-chloropurine illustrates the complexity: in basic solution both 7- and 9-substitution occurs,⁷ whereas reaction with dihydrofuran under acidic conditions is selective for N-9, perhaps as a thermodynamic product.⁸

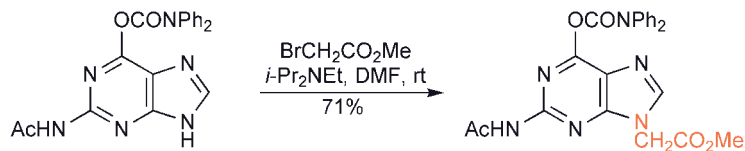


An *N*-*t*-butyldimethylsilyloxymethyl is a useful protecting group for adenines as it confers good solubility in organic solvents. It is introduced by stepwise conversion into the 9-hydroxymethyl derivative, by reaction with formaldehyde and base, followed by *O*-silylation.⁹

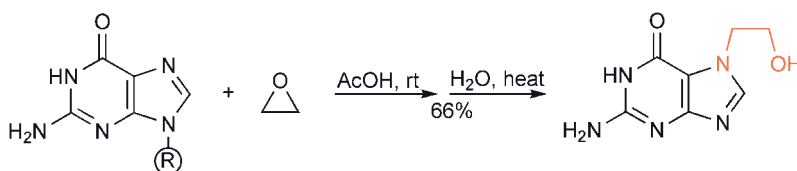


The ratio of N-9 to N-7 alkylation is also influenced by the size of a 6-substituent, larger groups at C-6 lead to increased percentages of 9- versus 7-alkylation.¹⁰

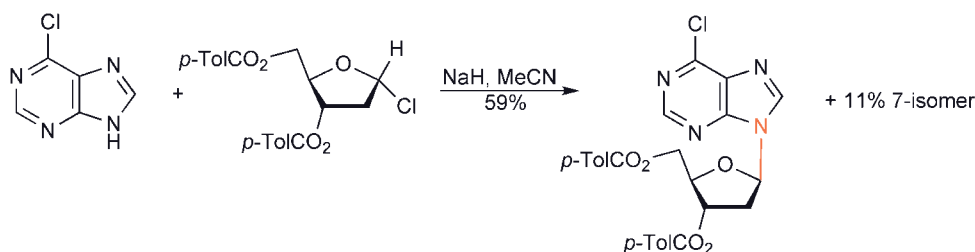
In suitable cases, where N-7/N-9 selectivity is poor, alkylation can be directed to N-9 by a bulky protecting group installed on a C-6 substituent.¹¹ Alternatively, a 6-amino can be converted into anazole leaving group, such as a 1,2,4-triazol-4-yl (29.1.1.2), which is a very effective hindering group for N-7. Imidazoles can also be used similarly¹² – unsubstituted imidazole or a 2-butyylimidazole are very effective, whereas the apparently much bulkier 2,5-diphenylimidazole is much less so. This is explained by the simple imidazole (or triazole) being coplanar with the purine ring (and therefore very close to N-7), but a diphenylimidazole substituent is rotated away from the nitrogen.¹³



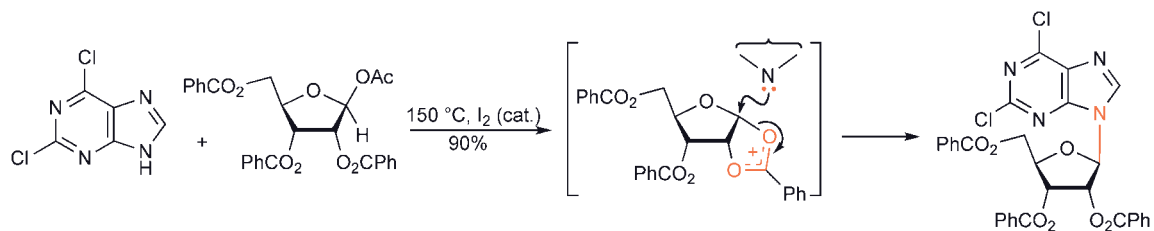
The N-9:N-7 ratio of products varies with time when alkylations employ a Michael acceptor like methyl acrylate, for here the alkylation is reversible and the concentration of thermodynamic product can build up.¹⁴ Regiospecific 7-alkylations can be achieved *via* the quaternisation of a 9-riboside followed by hydrolytic removal of the sugar residue, as illustrated by a reaction with ethylene oxide.¹⁵ Alkylation on N-7 in nucleic acids is the mechanism of mutagenesis/carcinogenesis by some natural toxins, such as aflatoxin.¹⁶



In the ribosylation of purines, in addition to the question of regioselectivity on the purine, there is the possibility of forming epimeric products at the linking C-1' of the ribose, and this is often the more difficult to control. A great deal of work has been done and many different conditions shown to be effective in specific cases, but conditions that are generally effective have not been defined.¹⁷ These alkylations usually employ acylated or halo-ribosides in conjunction with a mercury,¹⁸ silicon¹⁸ or sodium¹⁹ derivative of the purine, and stereoselective displacements of halide can sometimes be achieved.



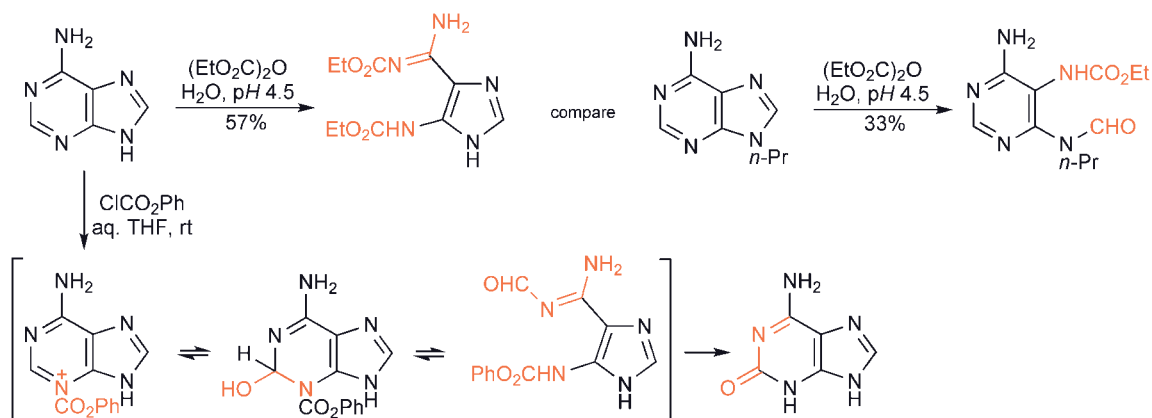
Other methods of controlling stereochemistry include the use of the size of an isopropylidene protecting group to shield one face of the sugar²⁰ or, as shown below, anchimeric assistance from a 2'-benzoate.²¹



When base-sensitive alkylating agents are used, such as cycloalkyl derivatives for the preparation of nucleoside analogues, the use of equilibrium bases, such as potassium carbonate, often give poor results. Here, the outcome is improved by using pre-formed (neutral) salts, such as tetra-*n*-butylammonium,²² DBU or phosphazenes.²³

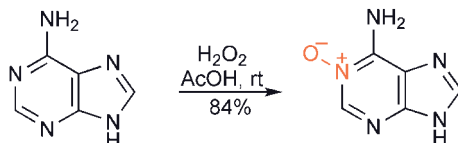
27.1.1.3 Acylation at Nitrogen

Purines react with acylating agents such as chloroformates or diethyl pyrocarbonate²⁴ to give non-isolable N^+ -acyl salts, which can suffer various fates following nucleophilic addition; products of cleavage of either ring have been observed, as have recyclisation products.²⁵



27.1.1.4 Oxidation at Nitrogen

Peracid *N*-oxidation of purines gives 1- and/or 3-oxides, depending on exact conditions.²⁶ Adenine and adenosine give 1-oxides, whereas guanine affords the 3-oxide.²⁷ The 3-oxide of purine itself has been obtained *via* oxidation of 6-cyanopurine (at N-3), then hydrolysis and decarboxylation,²⁷ the relatively easy loss of carbon dioxide echoing the analogous process discussed for pyridine α -acids (8.11). The *N*-7-oxide of adenine can be prepared by oxidation of 3-benzyl-3*H*-adenine, followed by deprotection.²⁸

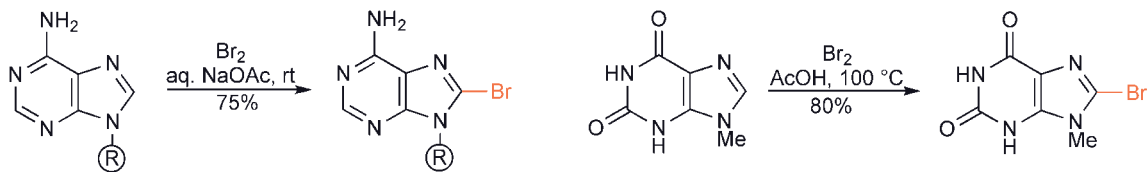


27.1.2 Substitution at Carbon

Typical electrophilic aromatic substitution reactions have not been reported for purine or simple alkyl derivatives, but oxy and amino derivatives generally react readily at C-8.

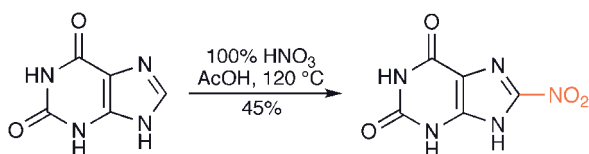
27.1.2.1 Halogenation

Purine itself simply forms an N^+ -halogen complex, but does not undergo *C*-substitution, however adenosine,²⁹ hypoxanthine and xanthine derivatives³⁰ undergo fluorination,³¹ chlorination and bromination at C-8. However, there is the possibility that these substitution products arise *via* *N*-halo-purinium salts, *nucleophilic* addition of bromide anion to these at C-8, then elimination of hydrogen halide.

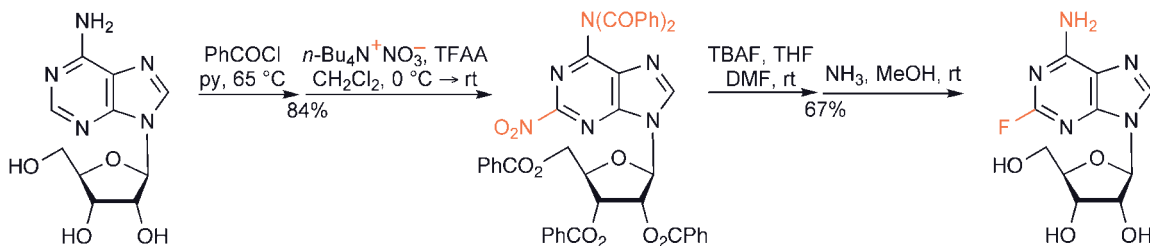


27.1.2.2 Nitration

Xanthenes undergo 8-nitration, though under fairly vigorous conditions.³²

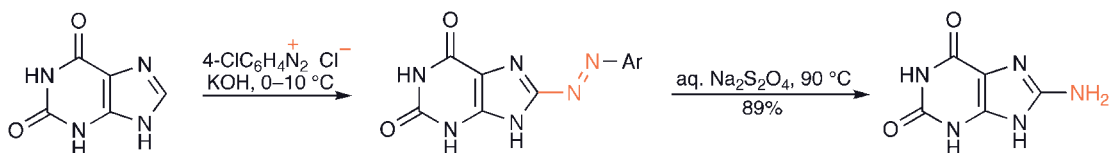


Nitration of 6-substituted purines at C-2, using a mixture of tetra-*n*-butylammonium nitrate and trifluoroacetic anhydride, is an exceptionally useful functionalisation of the purine ring system. The reaction works for both electron-rich (adenosine), 6-alkoxypurines and electron-poor (6-chloropurine) substrates, but full protection of all OH and NH groups is required. This is not a simple electrophilic substitution – the mechanism has been shown, using 6-chloro-9-Boc purine, to involve sequential nitration of N-7, addition of trifluoroacetoxy at C-8 and then migration of the nitro group to C-2. The final, re-aromatisation, step involves elimination of trifluoroacetic acid.³³ Displacement of a 2-nitro group, thus introduced, by fluoride as nucleophile (see 27.5 for nucleophilic substitutions) can be made the means to synthesise 2-fluoroadenosine.³⁴



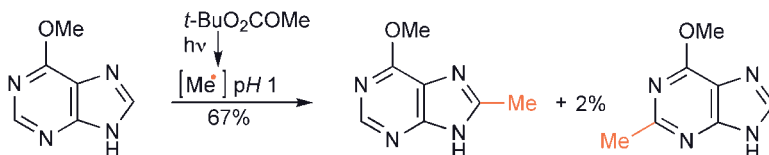
27.1.2.3 Coupling with Diazonium Salts

Amino- and oxy-purines couple at their 8-position; a weakly alkaline medium is necessary, so it seems likely that the reactive entity is an *N*-anion.³⁵



27.2 Reactions with Radicals

Purines react readily with hydroxyl, alkyl, aryl and acyl radicals, usually at C-6,³⁶ or at C-8 (or C-2) if the 6-position is blocked. Both reactivity and selectivity for C-8 are increased when the substitution is conducted at lower pH.³⁷ In nucleosides, a radical generated at C-5' cyclises rapidly onto C-8, but can be trapped before cyclisation by using a large excess of acrylonitrile.³⁸

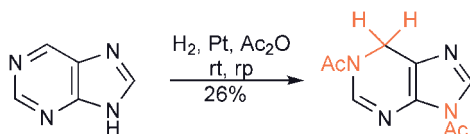


27.3 Reactions with Oxidising Agents

There are few significant oxidations of purines apart from *N*-oxidations (27.1.1.4), but dimethyldioxirane gives good yields of 8-oxo compounds, possibly *via* the intermediacy of a 9,8- or 7,8-oxaziridine.³⁹ C-8-Oxidation⁴⁰ is an important process *in vivo*, for example with the oxomolybdoenzyme xanthine oxidase, where oxygen is introduced at C-8 *via* a mechanism about which there is still debate.

27.4 Reactions with Reducing Agents

The reduction of substituted purines is very complex and ring-opened products are often obtained. 1,6-Dihydropurine is formed by catalytic or electrochemical⁴¹ reduction of purine, but this is unstable. Stable reduced compounds can be obtained by reduction in the presence of *N*-acylating agents.⁴² 7/9-Quaternary salts are easily reduced by borohydride, in the five-membered ring, producing 7,8-dihydro derivatives.⁴³

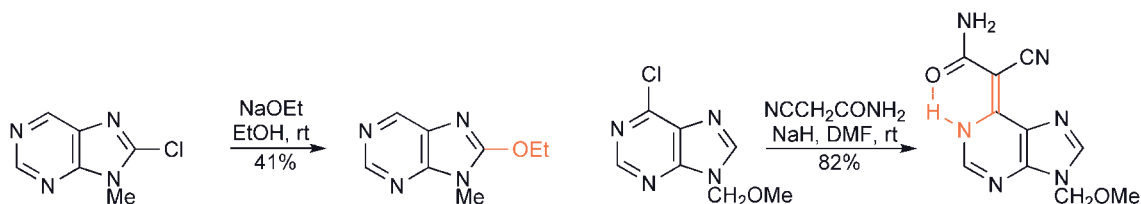


27.5 Reactions with Nucleophilic Reagents

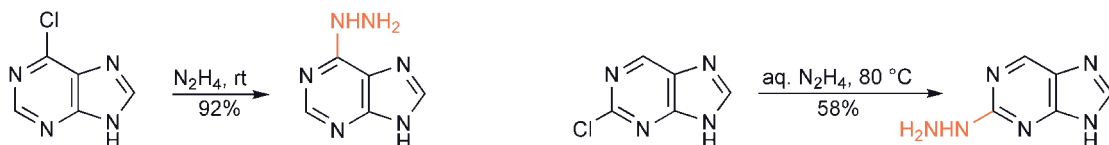
Nucleophilic displacement of leaving groups from C-2, C-6 and C-8 is the most common means of preparation of substituted purines. Halides are the most popular leaving groups, particularly chlorides, but fluorides are generally the most reactive, although slightly less accessible. Bromides and iodides can be used similarly, but offer little advantage for simple nucleophilic substitutions. Sulfonates, sulfoxides, sulfones, quaternary ammonium, diphenylphosphonyloxy⁴⁴ and nitro³³ are also highly reactive leaving groups.

Although fluoro is intrinsically more reactive than chloro, this does not overcome the natural bias of the purine ring, so 6-chloro-2-fluoro-purines react selectively at C-6 with a number of nucleophiles.⁴⁵

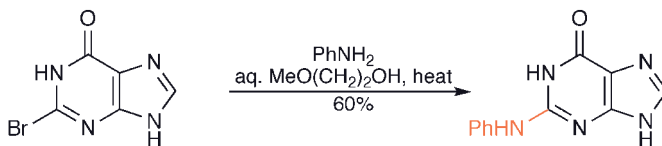
Relatively easy nucleophilic displacement, *via* the usual addition/elimination sequence, takes place at all three positions with a wide range of nucleophiles, such as alkoxides,⁴⁶ sulfides, amines, azide, cyanide and malonate and related carbanions.⁴⁷



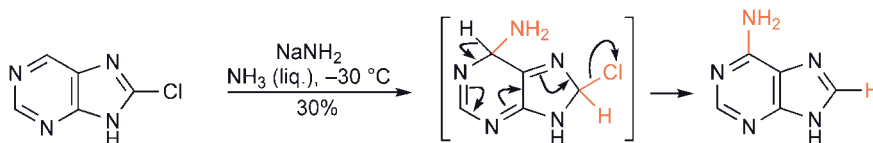
In 9-substituted purines, the relative reactivity of halides is $8 > 6 > 2$, but strongly influenced by the presence of other substituents. In 9*H*-purines this is modified to $6 > 8 > 2$, the demotion of the 8-position being associated with anion formation in the five-membered ring. Conversely, in acidic media the reactivity to nucleophilic displacement at C-8 is enhanced: protonation of the five-membered ring facilitates the nucleophilic addition step.⁴⁷ The relative reactivities of the 2- and 6-positions are nicely illustrated by the conditions required for the reaction of the respective chlorides with hydrazine, a relatively good nucleophile.⁴⁸ It is worth noting the parallelism between the relative positional reactivity here with that in halopyrimidines where it is $4 > 2$.



In 2,6-dichloropurine, reactivity at C-6 is enhanced relative to 6-chloropurine by the inductive effect of the second halogen, whereas the presence of electron-releasing substituents, such as amino, somewhat deactivates halogen to displacement, but, conversely, oxygenated purines, probably because of their carbonyl tautomeric structures, react easily.⁴⁹

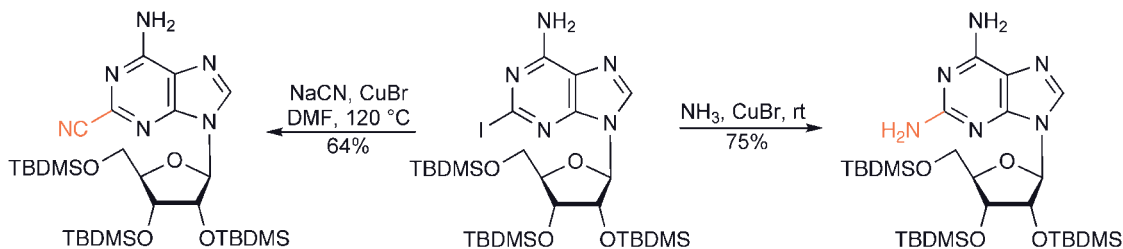


The generation of an *N*-anion by deprotonation in the five-membered ring is given as the reason why 8-chloropurine reacts with sodamide to give adenine: inhibition of attack at C-8 allows the alternative addition to C-6 to lead eventually to the observed major product.⁵⁰

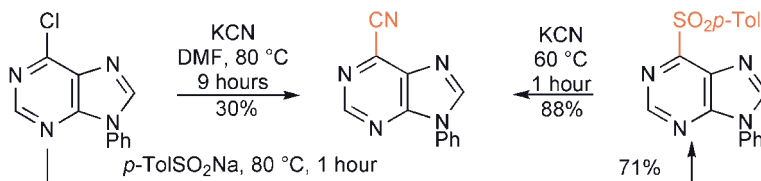


Direct conversion of inosines into 6-amino derivatives, without the intermediacy of a halo-purine, can be achieved by heating with a mixture of phosphorus pentoxide and the amine hydrochloride⁵¹ or using the amine with *p*-toluenesulfonic acid and a silylating agent (HMDS),⁵² or the amine with iodine and triphenylphosphine.⁵³

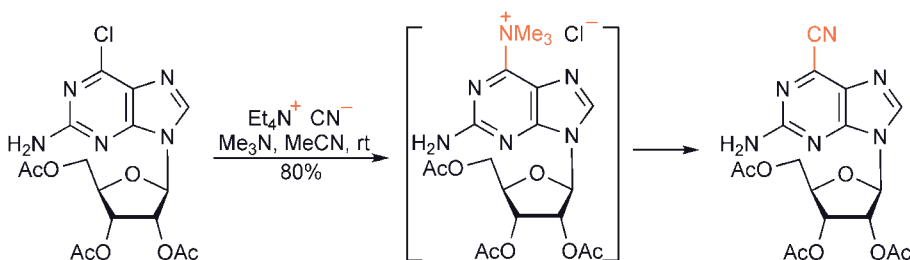
Even where a nucleophilic displacement of halide is feasible, the use of transition-metal catalysis, such as with copper (for iodides) or palladium, generally offers much milder conditions (4.2.10).⁵⁴



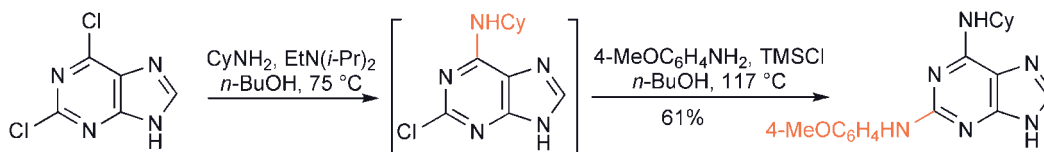
Other useful leaving groups in purine chemistry include sulfoxide,⁵⁵ triflate,⁵⁶ and aryl- or alkylthio.⁵⁷ Sulfones are highly reactive in some nucleophilic substitutions, and are also the reactive intermediates in sulfinate-catalysed displacements of halide.⁵⁸



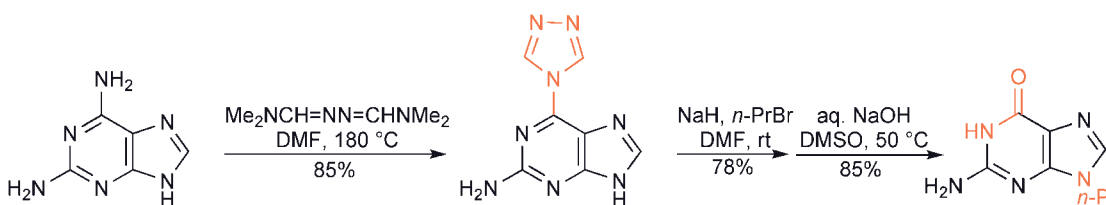
Displacement of halides can be catalysed by amines – trimethylamine, pyridine⁵⁹ and DABCO⁶⁰ have been used. Mechanistically, the catalysis involves formation of an intermediate quaternary ammonium salt that is more reactive towards nucleophiles than the starting halide. The intermediate quaternary salts can be isolated, if required. Trimethylamine gives the most reactive quaternary salt, but DABCO can be more convenient. The relative reactivities for nucleophilic displacement at C-6 are: trimethylamine:DABCO:chlorine = 100:10:1.⁶¹ Cyano⁶² and fluorine⁶³ are amongst the groups that have been introduced in this way.



Arylamines can be particularly unreactive as nucleophiles and for these, the use of fluorine⁶⁴ or a sulfone⁵³ as a leaving group, or palladium-assisted displacement (4.2.10) of bromine⁶⁵ may be necessary. A 2-chlorine, deactivated by the presence of a 6-amino substituent, can be efficiently displaced by arylamines with trimethylsilyl chloride in butanol.⁶⁶ The displacements of fluorine, chlorine and butyl sulfone by anilines are greatly accelerated by carrying out the reactions in 2,2,2-trifluoroethanol, with the addition of excess trifluoroacetic acid.⁶⁷



Amino groups can be converted into good leaving groups by incorporation into a 1,2,4-triazole.^{12,68} Imidazoles can be used similarly.⁵³



27.6 Reactions with Bases

27.6.1 Deprotonation of *N*-Hydrogen and Reactions of Purinyl Anions

Purine, with a pK_a of 8.9, is slightly more acidic than phenol and much more acidic than imidazole or benzimidazole (pK_{as} 14.2 and 12.3, respectively). This relatively high acidity is probably a consequence of extensive delocalisation of the negative charge over four nitrogens, however alkylation of the anion takes place in the five-membered ring, since attack at N-1 or N-3 would generate less aromatic products.

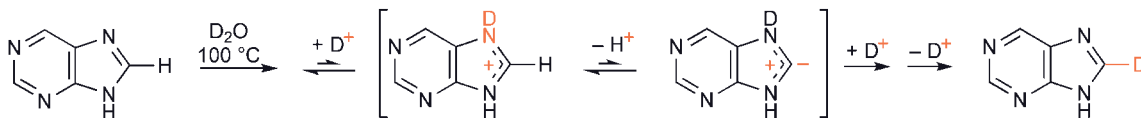


Oxy-purines are even more acidic, due to more extensive delocalisation involving the carbonyl groups: xanthine has a pK_a of 7.5 and uric acid, 5.75.

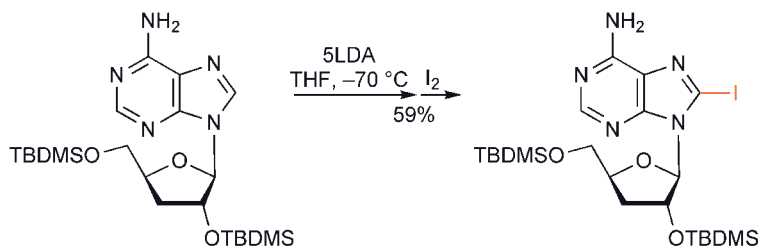
27.7 C-Metallation and Reactions of C-Metallated Purines

27.7.1 Direct Ring C–H Metallation

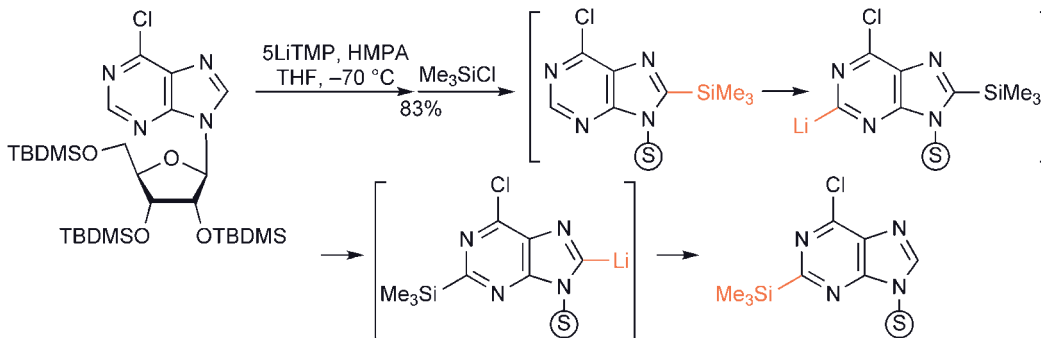
The rapid deuteration of purine at C-8⁶⁹ in neutral water at 100 °C probably involves 8-deprotonation of a concentration of purinium cation to give a transient ylide (cf. 1,3-azole 2-H-exchange, 24.1.2.1). 9-Alkylated purines undergo a quite rapid exchange in basic solution involving direct deprotonation of the free heterocycle.



Preparative lithiation of purines requires the protection of the 7/9-position; lithiation then takes place at C-8.⁷⁰ 9-Blocked purines can be deprotonated at C-8 with strong bases, such as LDA, even in the presence of *N*-hydrogen in the other ring.⁷¹ Good yields of 8-halo-purines can be obtained by reaction with a variety of halogen donors; 8-lithiation of *O*-silyl-protected 9-ribofuranosyl-purines can be achieved using about three mole equivalents of lithium diisopropylamide.⁷²

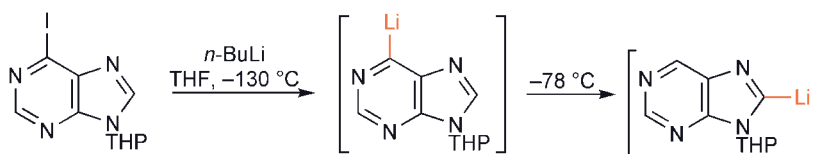


After selective lithiation at C-8 in a 6-chloro-purine riboside, quenching with a stannyl or silyl chloride leads to the isolation of the 2-substituted compound, *via* rearrangement of a 2-anion formed by a second lithiation of the initial 8-substituted product, as illustrated below.⁷³

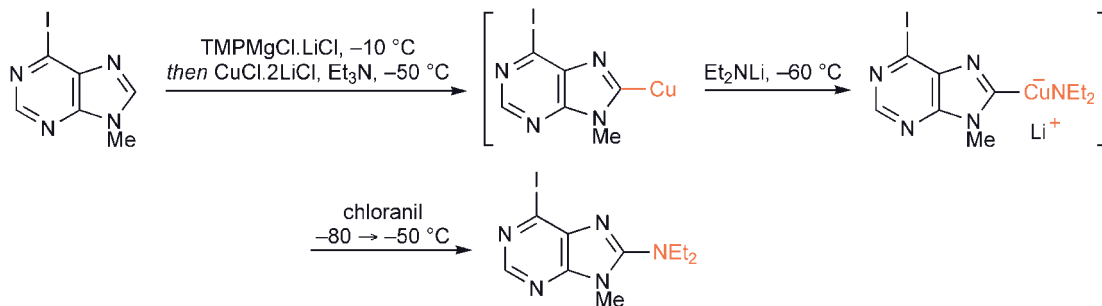


27.7.2 Metal–Halogen Exchange

Purines lithiated at C-2 or C-6 can be generated by way of halogen exchange with alkyllithiums, but it is important to maintain a very low temperature in order to avoid subsequent equilibration to the more stable 8-lithiated species.⁷⁴ 2-Chloro-6-iodo-9-alkyl- and 6-chloro-2-iodo-9-alkyl-purines each undergo exchange selectively at the iodine position with *iso*-propylmagnesium chloride at $-80\text{ }^{\circ}\text{C}$.⁷⁵




Purine aminocuprates, formed either *via* direct magnesiation at C-8 with $\text{TMPMgCl}\cdot\text{LiCl}$, or *via* six-membered-ring lithio derivatives (formed from the iodides then transmetalated to the magnesio derivatives), on oxidation undergo (reductive) elimination of copper to give amino-purines; comparable processes also apply to pyrimidines.⁷⁶



27.8 Oxy- and Amino-Purines

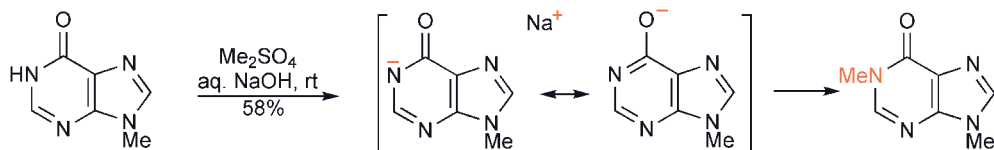
These are tautomeric compounds that exist predominantly as carbonyl and amino structures, thus falling in line with the analogous pyrimidines and imidazoles.



27.8.1 Oxy-Purines

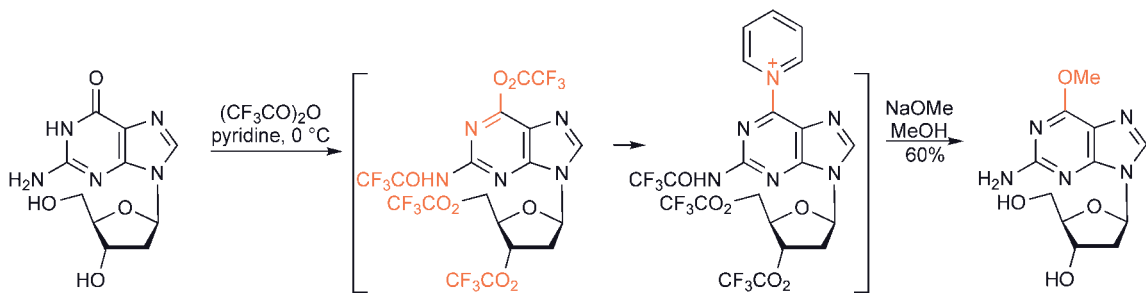
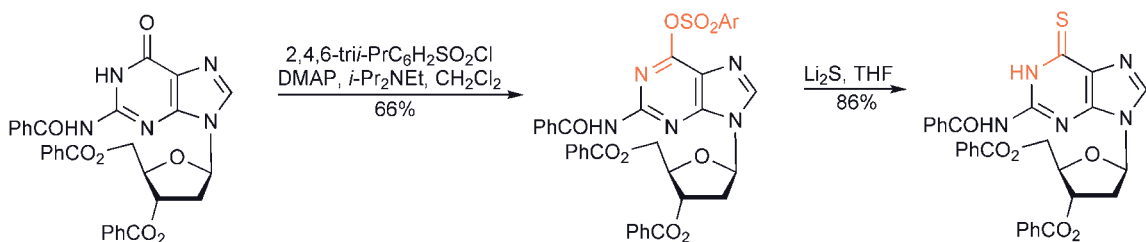
27.8.1.1 Alkylation

The amide-like *N*-hydrogen in oxy-purines is relatively acidic; the acidity is readily understood in terms of the phenolate-like resonance contributor to the anion. Alkylation of such anions takes place at nitrogen, not oxygen.⁷⁷

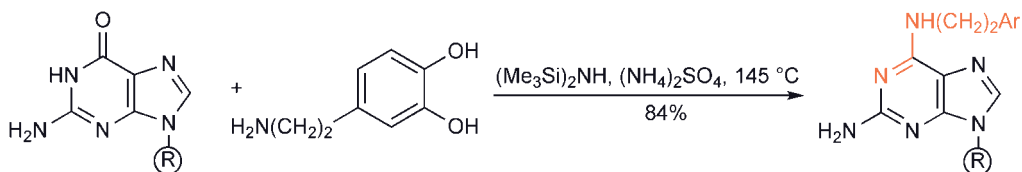


27.8.1.2 Acylation

In contrast to alkylation, acylation and sulfonylation frequently occur at oxygen; the resulting *O*-acylated products are relatively unstable, but can be utilised, for example, conducting the acylation in pyridine, as solvent, produces a pyridinium salt, resulting from displacement of acyloxy by pyridine. Both *O*-acylated-purines, and the corresponding pyridinium salts, can in turn be reacted with a range of nucleophiles⁷⁸ to allow the overall replacement of the amide-like oxygen; this is an important alternative to activation of the carbonyl by conversion into halogen (below).

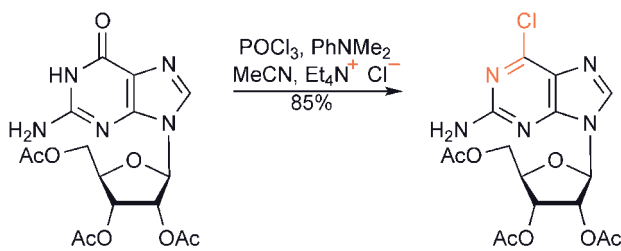


A closely related conversion utilises a silylating agent, in the presence of the desired nucleophile, and presumably involves *O*-silylation, then displacement of silyloxy.⁷⁹

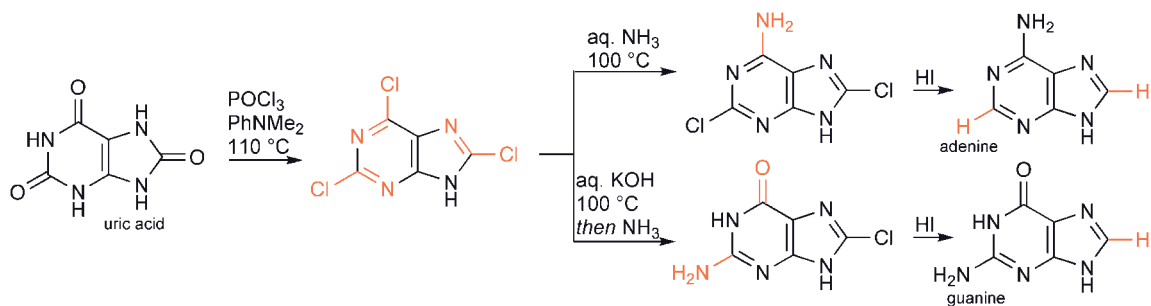


27.8.1.3 Replacement by Chlorine⁸⁰

This is a very important reaction in purine chemistry and has been widely utilised to allow subsequent introduction of nucleophiles (27.5), including replacement with hydrogen by chemical (HI) or catalytic hydrogenolysis. Most commonly, phosphoryl chloride is used, neat, or in solution (especially when there is a ribose present); thionyl chloride is an alternative reagent. 2-Deoxy compounds are more sensitive to acid and with these, milder reagents (carbon tetrachloride with triphenylphosphine) must be used to convert oxo into chloro.⁸¹

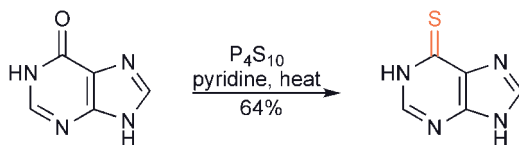


Syntheses of adenine and guanine from uric acid illustrate well the selective transformations to which the halo-purines, prepared from a precursor oxy-purine,⁸² can be put.



27.8.1.4 Replacement by Sulfur

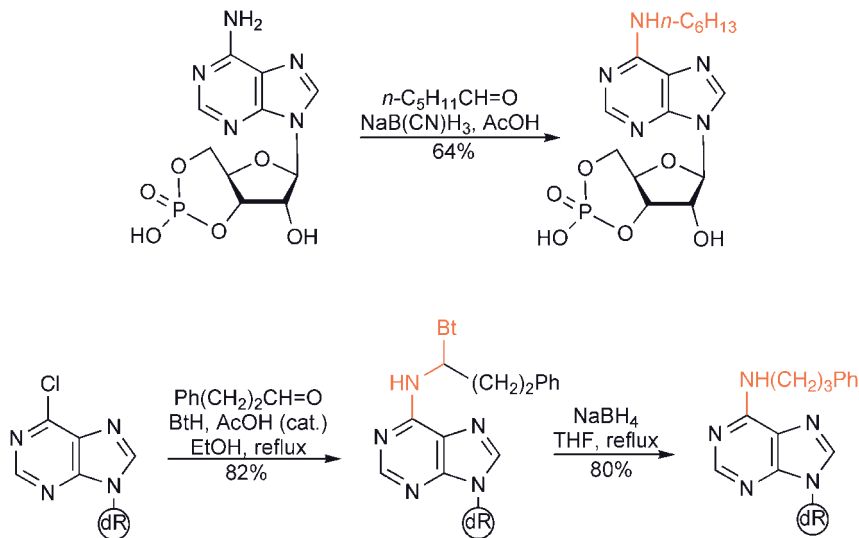
Replacement by sulfur⁸³ can be achieved *via* a halo-purine, or directly using a phosphorus sulfide.



27.8.2 Amino-Purines

27.8.2.1 Alkylation

Alkylation under neutral conditions involves attack at a nuclear nitrogen; Dimroth rearrangement (27.1.1.2) of these salts affords side-chain-alkylated purines. However, direct introduction of substituents onto a side-chain nitrogen can be achieved by reductive *N*-alkylation.⁸⁴ A related method involves reduction of an isolated benzotriazolyl intermediate, which allows more control over the process.⁸⁵

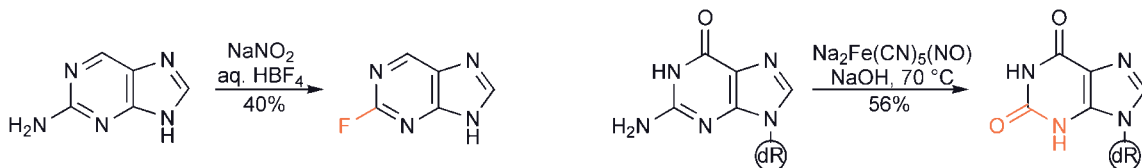


27.8.2.2 Acylation

Amino-purines behave just like anilines with anhydrides and acid chlorides, giving amides, but these are somewhat more easily hydrolysed. Both mono- and diacylation can be utilised as a protecting-group strategy.

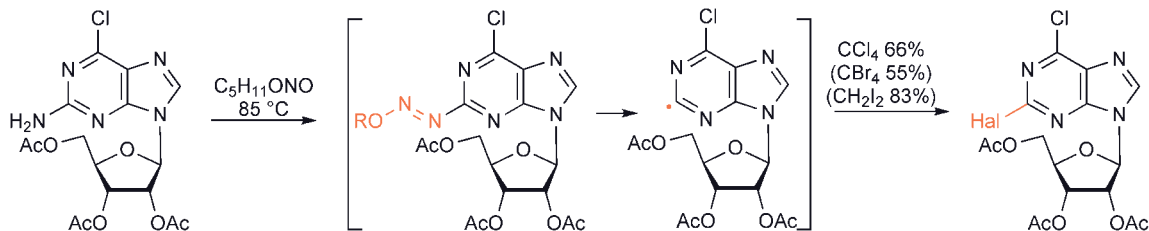
27.8.2.3 Diazotisation

The reaction of 2- and 6-amino groups with nitrous acid is similar to that of 2-amino-pyridines, in that diazonium salts are produced but, relative to phenyldiazonium salts, these are unstable. Despite this, they can be utilised for the introduction of groups such as halide⁸⁶ or, oxygen by reaction with water, with loss of nitrogen. 8-Diazonium salts are considerably more stable.⁸⁷ In 2-aminoadenosine, selective diazotisation occurs at the 2-amino group.⁵²



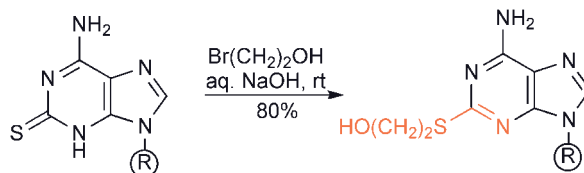
Diazotisation can also be carried out in basic solution and in this way acid-sensitive deoxyribosides can be tolerated.⁸⁸ A nucleophilic displacement of amino by hydroxy can be effected enzymatically using adenosine deaminase; this is a useful practical method because it is a very selective transformation under mild conditions.⁸⁹ Chemical hydrolysis requires more vigorous conditions.

The related reaction with alkyl nitrites generates purinyl radicals, which will efficiently abstract halogen from halogenated solvents, and this procedure is generally to be preferred for the transformation of an amino-purine into a halo-purine.⁹⁰ These reactions can be improved/enhanced by the addition of antimony trichloride.⁹¹ Comparably, the use of dimethyl disulfide produces methylthio-purines,⁹² and trimethylsilyl azide, azido-purines.⁹³

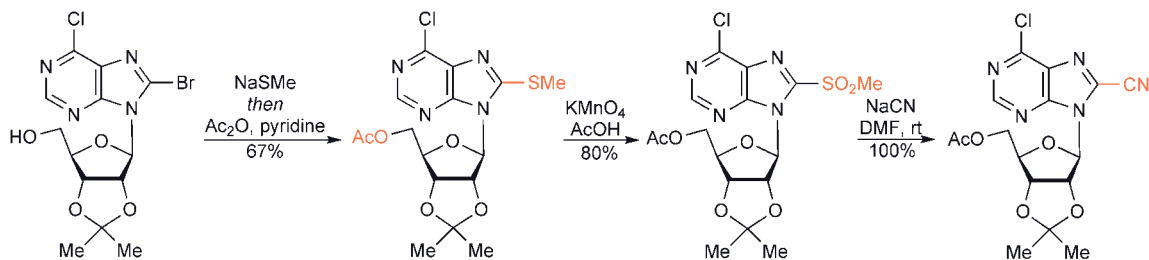


27.8.3 Thio-Purines

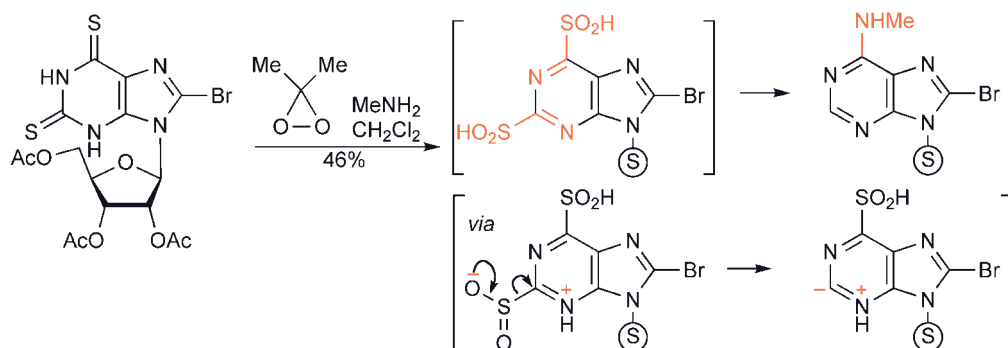
Thio-purines are prepared from halo-purines or oxy-purines or by ring synthesis. One method for displacement of bromine with sulfur utilises $\text{TMS}(\text{CH}_2)_2\text{SH}$ as a nucleophile, TBAF removal of the sulfur substituent then reveals the thione.⁹⁴ In contrast with oxy-purines, in alkaline solution they readily alkylate on sulfur, rather than nitrogen.⁹⁵



Thiols are also useful sources of the corresponding bromo compounds, by reaction with bromine and hydrobromic acid.⁹⁶ Alkylthio substituents can be displaced by the usual range of nucleophiles, but the corresponding sulfones are more reactive.^{59,97}

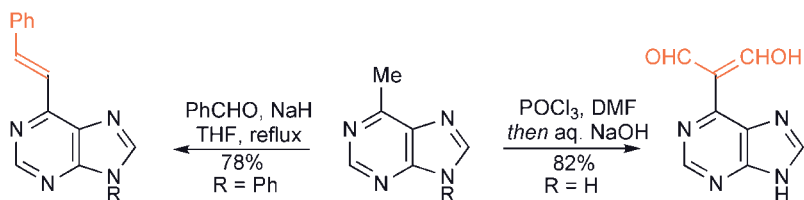


A useful conversion of a nucleoside 2,6-dithione into a 6-methylamino-adenosine *via* oxidation with dimethyldioxirane, illustrates several instructive points. The presumed intermediates are sulfinic acids: the 2-sulfinic acid loses sulfur dioxide to leave hydrogen at C-2, and nucleophilic displacement of the 6-sulfinic acid (or possibly the sulfonic acid after further oxidation) introduces the amino group. Similar reactions can be carried out on pyrimidine thiones.⁹⁸ The scheme shows intermediates derived from a disulfinic acid – it is not clear in what order oxidations/loss of sulfur dioxide/displacements take place.



27.9 Alkyl-Purines

Comparatively little information is available concerning purine methyl groups, but it seems^{99,100} that their reactivity is comparable to pyridine α - and γ -methyl substituents, undergoing base-catalysed condensations and selenium dioxide oxidation to aldehydes.



27.10 Purine Carboxylic Acids

Here again, comparatively little systematic information is available, but in parallel with pyridine α -acids, it can again be implied that purine acids undergo decarboxylation on heating – the 6-acid at 195 °C for example.¹⁰¹

27.11 Synthesis of Purines

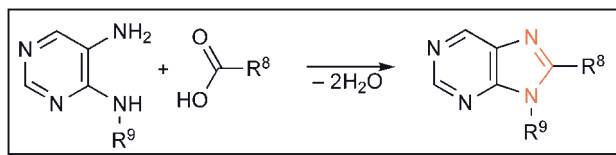
Because of the ready availability of nucleosides from natural sources, a frequently used route to substituted purines is *via* the manipulation of one of these.

27.11.1 Ring Synthesis

There are two general approaches to the construction of the purine ring system. Additionally, a category which can be defined as ‘one pot’ methods, are adaptations of the type of process that probably took place in prebiotic times, when simple molecules, such as hydrogen cyanide and ammonia, are believed to have combined to give the first purines.


27.11.1.1 From 4,5-Diamino-pyrimidines

4,5-Diamino-pyrimidines react with carboxylic acids, or derivatives, to give purines, the ‘carboxyl’ carbon corresponding to C-8.

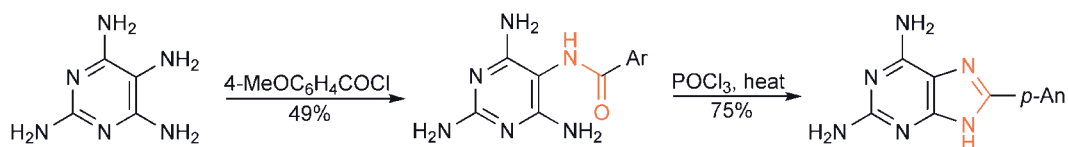


Traube Synthesis

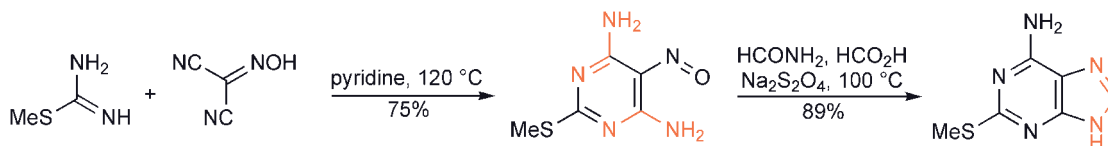
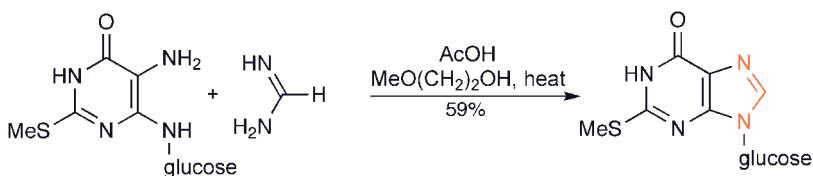
8-Unsubstituted purines can be prepared simply by heating 4,5-diaminopyrimidines with formic acid,¹⁰² but formamide¹⁰³ (or formamidine¹⁰⁴) is better. The reaction proceeds *via* cyclising dehydration of an intermediate formamide; this usually takes place *in situ* using formamide, but generally requires a second, more forcing step when formic acid is employed initially. Purine itself can be prepared by this route.¹⁰⁵ Aldehydes react with 5,6-diaminouracils in the presence of bromodimethylsulfonium bromide to give the 8-substituted xanthenes.¹⁰⁶



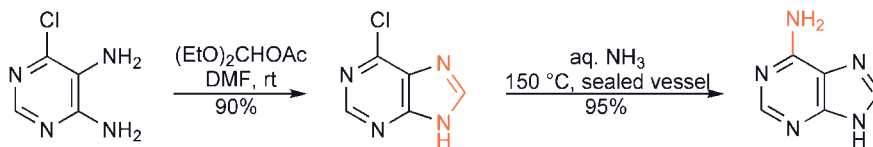
8-Substituted purines are comparably prepared using acylating agents corresponding to higher acids; in most cases the amide is isolated and separately cyclised.¹⁰⁷ The diamino-pyrimidines required are usually prepared by the coupling of a 4-aminopyrimidine with an aryldiazonium ion (or by nitrosation¹⁰⁸), then reduction, or by ring synthesis.¹⁰⁹



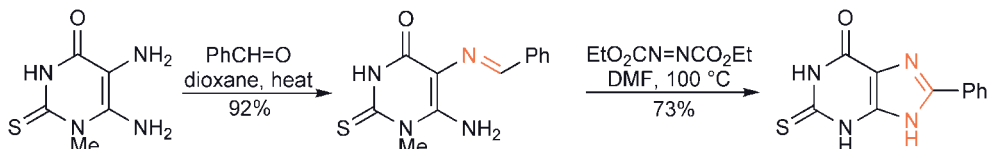
Precursors to 9-substituted purines, therefore requiring a substituent on the pyrimidine-4-amino group, are available from the reaction of a 4-chloropyrimidine with a primary amine.



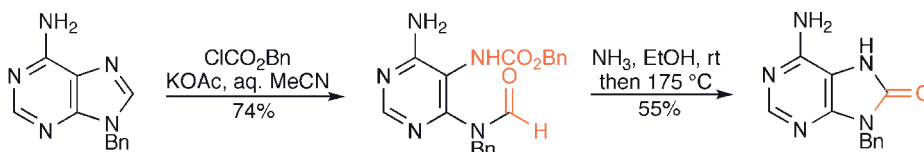
When milder conditions are required for the cyclisation, perhaps because of the presence of a sugar residue, an orthoester¹¹⁰ (often activated¹¹¹ with acetic anhydride) or an acetal-ester¹¹² (illustrated below) can be used.



A related reaction is the oxidative cyclisation of anils, originally under vigorous conditions such as heating in nitrobenzene,¹¹³ but now achievable at lower temperatures using diethyl azodicarboxylate.¹¹⁴

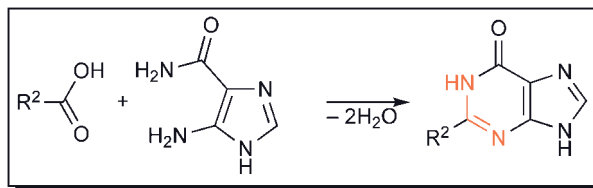


The formation of 8-oxo- or 8-thio-purines requires one-carbon components at a higher oxidation level: urea and thiourea are appropriate. The products of chloroformate-initiated five-membered ring cleavage of purines (27.1.1.3) can be recycled to produce 8-oxo-purines.¹¹⁵

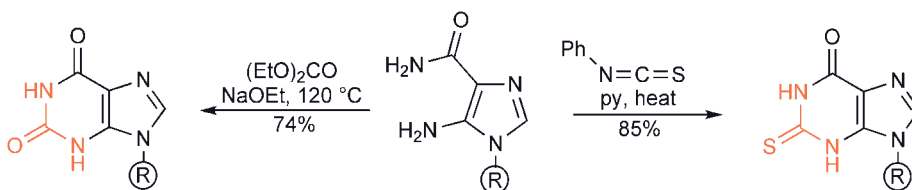


27.11.1.2 From 5-Aminoimidazole-4-Carboxamide or -Nitrile¹¹⁶

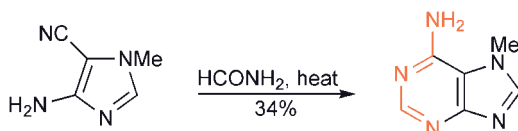
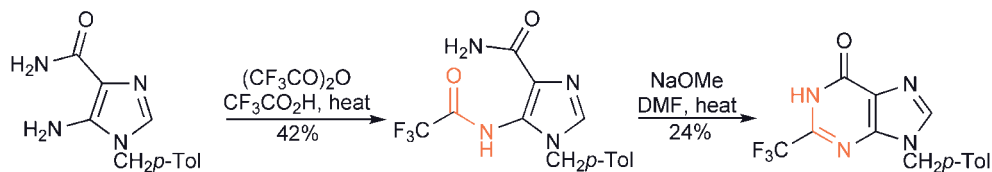
5-Aminoimidazole-4-carboxamides (or -nitriles) interact with components at the carboxylic acid oxidation level giving purines, the 'carboxyl' carbon becoming C-2.



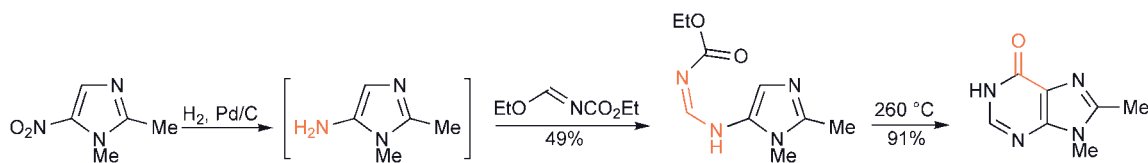
Biosynthetically, purines are built up *via* formation of the imidazole ring first, from glycine and formate, and thence to hypoxanthine and then the other natural purines. In the laboratory, most imidazole-based purine syntheses start with 5-aminoimidazole-4-carboxylic acid, particularly its amide (known by the acronym AICA), which as well as its riboside, is commercially available from biological sources. The use of 5-aminoimidazole-4-carbonitrile in this approach results in the formation of 6-amino-purines, as in a synthesis of adenine itself.¹¹⁷



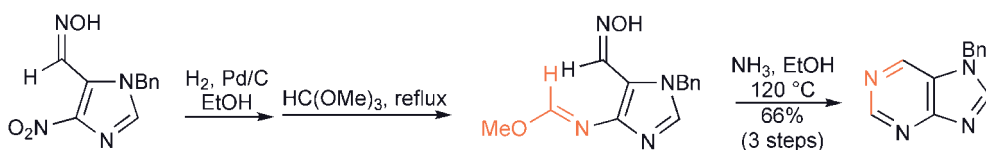
Conversion into 2-alkyl- or -aryl-purines requires the insertion of one carbon to create the six-membered ring, and this is usually effected by condensation with esters in the presence of base,¹¹⁸ although amides¹¹⁹ are occasionally utilised. The use of an isothiocyanate leads to a 2-thiopurine.¹²⁰



There are a few examples of purine ring syntheses which start from simpler imidazoles, for example a 5-aminoimidazole, generally prepared and utilised *in situ*.¹²¹

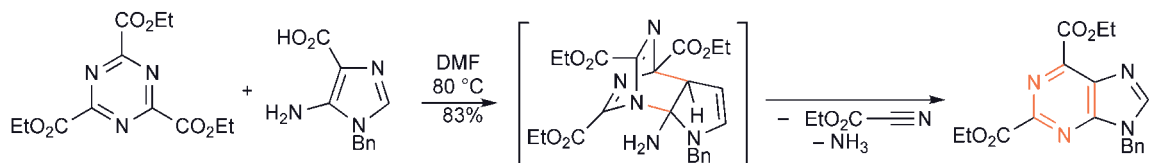


7-Substituted purines can be obtained from 4-aminoimidazole-5-carbaldehyde oximes after conversion into imino ethers and reaction with ammonia, as shown below.¹²²



27.11.1.3 By Cycloadditions

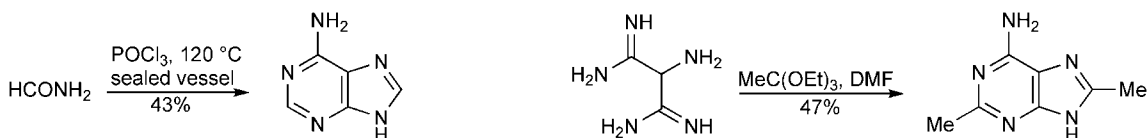
Triethyl 1,3,5-triazine-2,4,6-tricarboxylate serves as an azadiene in reaction with 5-aminopyrazoles to produce purine isosteres, pyrazolo[3,4-*d*]pyrimidines.¹²³ In order to overcome the relative instability of 5-aminoimidazoles, required for analogous synthesis of purines, 5-aminoimidazole-4-carboxylic acids can be used, *in situ* decarboxylation producing the required dienophile.¹²⁴ Exactly comparable reaction with 2-amino-4-cyanopyrroles produces pyrrolo[2,3-*d*]pyrimidines.¹²⁵



27.11.1.4 'One-step' Syntheses

It is amazing that relatively complex molecules, such as purines, can be formed by the sequential condensation of very simple molecules, such as ammonia and hydrogen cyanide. That the intrinsic reactivity embodied in these simple molecules leads 'naturally' to purines must surely be relevant to the evolution of a natural system that relies on these 'complex' molecules. In other words it seems highly likely that purines existed before the evolution of life and were incorporated into its mechanism because they were there and, of course, because they have appropriate chemical properties.

Adenine, $C_5H_5N_5$, is formally a pentamer of hydrogen cyanide and indeed can be produced in the laboratory by the reaction of ammonia and hydrogen cyanide, although not with great efficiency. A related and more practical method involves the dehydration of formamide.¹²⁶ Purine itself can also be obtained from formamide.¹²⁷

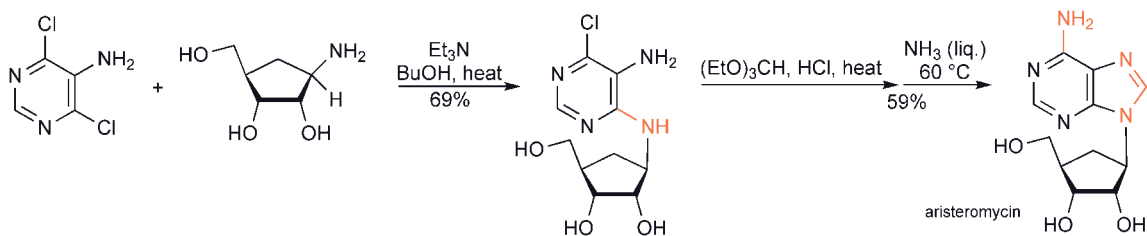


Methods derived from this fundamental process involve the condensation of one-, two- and three-carbon units such as amidines, amino-nitriles and carboxamides, which represent intermediate stages of the ammonia/hydrogen cyanide reaction. Pyrimidines or imidazoles are usually intermediates.¹²⁸

27.11.2 Examples of Notable Syntheses Involving Purines

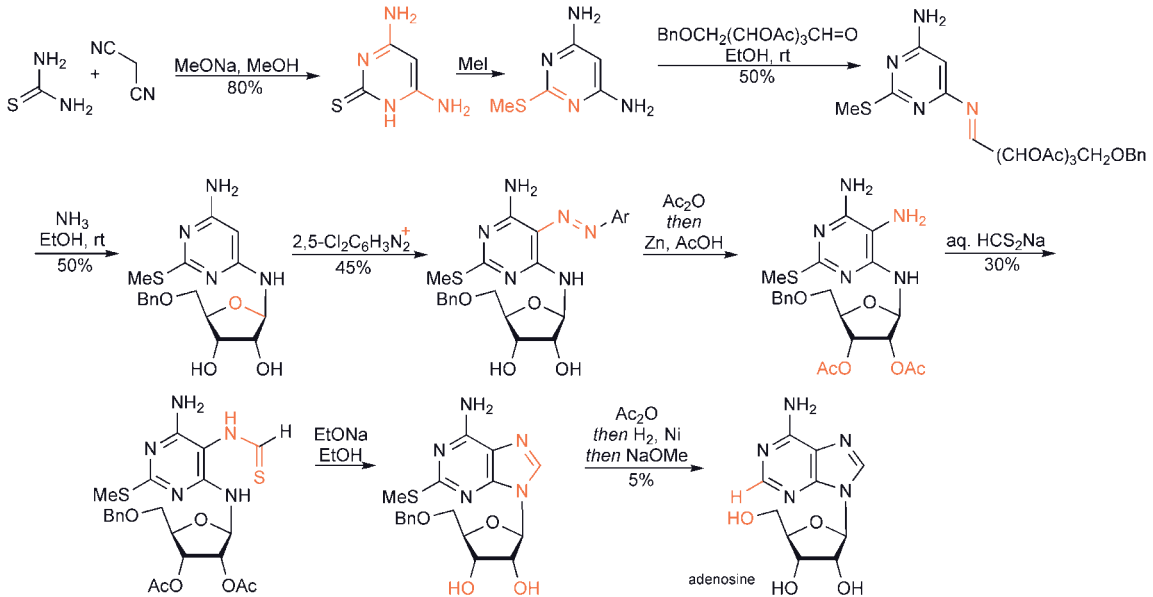
27.11.2.1 Aristeromycin

A synthesis of the antibiotic aristeromycin¹²⁹ makes use of the displacement of a pyrimidine 4-chloride to allow introduction of the amine and the generation of the 4,5-diamino-pyrimidine for subsequent closure of the five-membered ring.



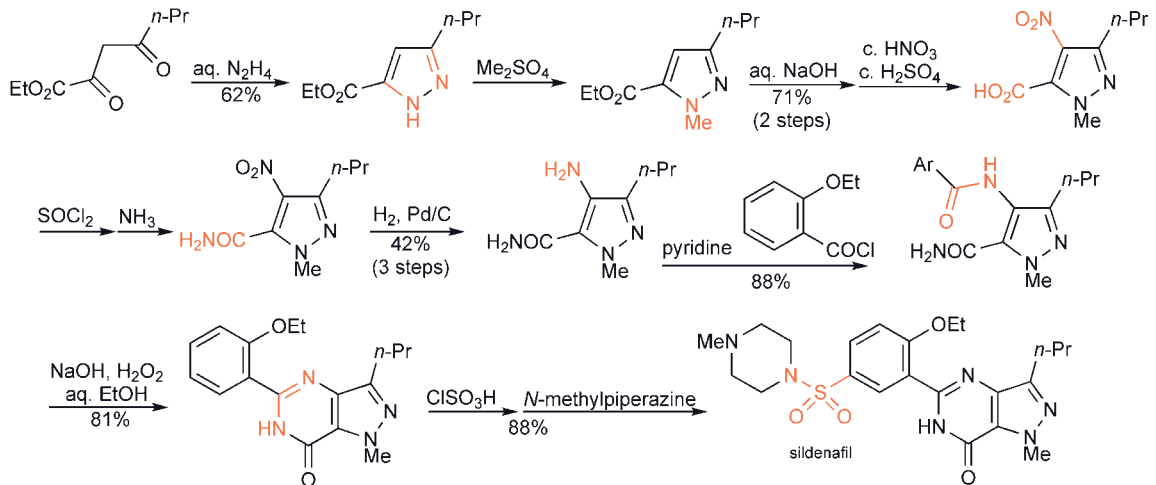
27.11.2.2 Adenosine

Adenosine¹³⁰ has also been synthesised using the pyrimidine \rightarrow purine strategy. In this synthesis the sugar was also introduced at an early stage, but here *via* condensation with a 4-amino group.



27.11.2.3 Sildenafil (Viagra™)

A synthesis of sildenafil, which contains a bicyclic system (a 1*H*-pyrazolo[4,3-*d*]pyrimidine) isomeric with that of a purine, starts with a routine synthesis of a pyrazole (cf. 25.12.1.1) followed by *N*-methylation and ring nitration. Functional group manipulation provides a pyrazole equivalent to AICA (27.11.1.2) from which the pyrimidone ring is formed *via* reaction with an aromatic acid chloride.



Exercises

Straightforward revision exercises (consult Chapter 27):

- What are the structures of the purine bases involved in DNA and RNA?
- How does the Dimroth rearrangement allow the synthesis of 6-alkylamino-purines from 6-amino-purines?

- (c) What is the order of reactivity towards nucleophilic displacement of the 2-, 6- and 8-halo-purines? How does the inclusion of a tertiary amine in such nucleophilic displacements facilitate them?
- (d) At what position does strong base deprotonation of 9-substituted purines take place?
- (e) Name three types of compound which will react with 4,5-diamino-pyrimidines to produce purines.
- (f) How could one synthesise a 2-thiopurine from 5-aminoimidazole-4-carboxamide?

More advanced exercises:

1. What are the structures of the intermediates and final product of the following sequence: guanosine 2',3',5'-triacetate reacted with $\text{POCl}_3 \rightarrow \text{C}_{16}\text{H}_{18}\text{ClN}_5\text{O}_7$, then this with $t\text{-BuONO}/\text{CH}_2\text{I}_2 \rightarrow \text{C}_{16}\text{H}_{16}\text{ClIN}_4\text{O}_7$, this product with $\text{NH}_3/\text{MeOH} \rightarrow \text{C}_{10}\text{H}_{12}\text{IN}_5\text{O}_4$ and finally this compound with $\text{PhB}(\text{OH})_2/\text{Pd}(\text{PPh}_3)_4/\text{Na}_2\text{CO}_3$, giving $\text{C}_{16}\text{H}_{17}\text{N}_5\text{O}_4$. How could this same purine be prepared from AICA-riboside in four steps?
2. Suggest a sequence for the transformation of adenosine into 8-phenyladenosine.
3. Give structures and explain the following: adenosine with $\text{Me}_2\text{SO}_4 \rightarrow \text{C}_{11}\text{H}_{15}\text{N}_5\text{O}_4$, this with aq. HCl produces $\text{C}_6\text{H}_7\text{N}_5$ and finally aq. NH_3 on this last compound gives an isomer, $\text{C}_6\text{H}_7\text{N}_5$.
4. Write structures for the purines produced by the following reactions: (i) heating 4,5,6-triaminopyrimidine with formamide; (ii) treating 2-methyl-4,5-diaminopyrimidin-6-one with sodium dithioformate, then heating in quinoline.

References

- ¹ Dreyfus, M., Dodin, G., Bensaude, O. and Dubois, J. E., *J. Am. Chem. Soc.*, **1975**, 97, 2369.
- ² Coburn, W. C., Thorpe, M. C., Montgomery, J. A. and Hewson, K., *J. Org. Chem.*, **1965**, 30, 1110.
- ³ Schumacher, M. and Günther, H., *Chem. Ber.*, **1983**, 116, 2001.
- ⁴ Taylor, E. C., Maki, Y. and McKillop, A., *J. Org. Chem.*, **1969**, 34, 1170.
- ⁵ Brookes, P. and Lawley, P. D., *J. Chem. Soc.*, **1960**, 539; Carrea, G., Ottolina, G., Riva, S., Danieli, B., Lesma, G. and Palmisano, G., *Helv. Chim. Acta*, **1988**, 71, 762.
- ⁶ 'The Dimroth rearrangement in the adenine series: a review updated', Fujii, T. and Itaya, T., *Heterocycles*, **1998**, 48, 359.
- ⁷ Montgomery, J. A. and Temple, C., *J. Am. Chem. Soc.*, **1961**, 83, 630.
- ⁸ Lewis, L. R., Schneider, F. H. and Robins, R. K., *J. Org. Chem.*, **1961**, 26, 3837.
- ⁹ Lang, P., Magnin, G., Mathis, G., Burger, A. and Biellmann, J.-F., *J. Org. Chem.*, **2000**, 65, 7825.
- ¹⁰ Geen, G. R., Grinter, T. J., Kincey, P. M. and Jarvest, R. L., *Tetrahedron*, **1990**, 46, 6903.
- ¹¹ Breipohl, G., Will, D. W., Peyman, A. and Uhlmann, E., *Tetrahedron*, **1997**, 53, 14671.
- ¹² Alarcon, K., Martelli, A., Demeunynck, M. and Lhomme, J., *Tetrahedron Lett.*, **2000**, 41, 7211.
- ¹³ Zhong, M. and Robins, M. J., *J. Org. Chem.*, **2006**, 71, 8901.
- ¹⁴ Geen, G. R., Kincey, P. M. and Choudary, B. M., *Tetrahedron Lett.*, **1992**, 33, 4609.
- ¹⁵ Sessler, J. L., Magda, D. and Furuta, H., *J. Org. Chem.*, **1992**, 57, 818.
- ¹⁶ Iyer, R. S., Voehler, M. W. and Harris, T. M., *J. Am. Chem. Soc.*, **1994**, 116, 8863.
- ¹⁷ 'Nucleoside syntheses, organosilicon methods', Lukevics, E. and Zablocka, A., Ellis Horwood, **1991** and references therein.
- ¹⁸ Baker, B. R., Hewson, K., Thomas, H. J. and Johnson, J. A., *J. Org. Chem.*, **1957**, 22, 954; Townsend, L. B., Robins, R. K., Loepky, F. N. and Leonard, N. J., *J. Am. Chem. Soc.*, **1964**, 86, 5320.
- ¹⁹ Kazimierzczuk, Z., Cottam, H. B., Revankar, G. R. and Robins, R. K., *J. Am. Chem. Soc.*, **1984**, 106, 6379; Jhingan, A. K. and Meehan, T., *Synth. Commun.*, **1992**, 22, 3129.
- ²⁰ Hanna, N. B., Ramasamy, K., Robins, R. K. and Revankar, G. R., *J. Heterocycl. Chem.*, **1988**, 25, 1899.
- ²¹ Imai, K., Nohara, A. and Honjo, M., *Chem. Pharm. Bull.*, **1966**, 14, 1377.
- ²² Bisacchi, G. S., Singh, J., Godfrey, J. D., Kissick, T. P., Mitt, T., Malley, M. F., Di Marco, J. D., Gougoutas, J. Z., Mueller, R. H. and Zahler, R., *J. Org. Chem.*, **1995**, 60, 2902.
- ²³ Lukin, K. A., Yang, C., Bellettini, J. R. and Narayanan, B. A., *Nucleosides, Nucleotides Nucleic Acids*, **2000**, 19, 815.
- ²⁴ Leonard, N. J., McDonald, J. J., Henderson, R. E. L. and Reichman, M. E., *Biochemistry*, **1971**, 10, 3335.
- ²⁵ Pratt, R. F. and Kraus, K. K., *Tetrahedron Lett.*, **1981**, 22, 2431.
- ²⁶ Giner-Sorolla, A., Gryte, C., Cox, M. L. and Parham, J. C., *J. Org. Chem.*, **1971**, 36, 1228.
- ²⁷ Stevens, M. A., Magrath, D. I., Smith, H. W. and Brown, G. B., *J. Am. Chem. Soc.*, **1958**, 80, 2755.
- ²⁸ 'The 7-N-oxides of purines related to nucleic acids: their chemistry, synthesis and biological evaluation', Fujii, T., Itaya, T. and Ogawa, K., *Heterocycles*, **1997**, 44, 573.
- ²⁹ Ikehara, M. and Kaneko, M., *Tetrahedron*, **1970**, 26, 4251.
- ³⁰ Fischer, E., *Justus Liebigs Ann. Chem.*, **1882**, 213, 316; *ibid.*, 221, 336; Bruhns, G., *Chem. Ber.*, **1890**, 23, 225; Beaman, A. G. and Robins, R. K., *J. Org. Chem.*, **1963**, 28, 2310.
- ³¹ Barrio, J. R., Namavari, M., Phelps, M. E. and Satyamurthy, N., *J. Am. Chem. Soc.*, **1996**, 118, 1408.
- ³² Mosselhi, M. A. and Pfeleiderer, W., *J. Heterocycl. Chem.*, **1993**, 30, 1221.

- ³³ Deghati P. Y. F., Wanner, M. J. and Koomen, G.-J., *Tetrahedron Lett.*, **2000**, *41*, 1291; Rodenko, B., Koch, M., Van der Burg, A. M., Wanner, M. J. and Koomen, G.-J., *J. Am. Chem. Soc.*, **2005**, *127*, 5957.
- ³⁴ Braendvang, M. and Gundersen, L.-L., *Synthesis*, **2006**, 2993.
- ³⁵ Jones, J. W. and Robins, R. K., *J. Am. Chem. Soc.*, **1960**, *82*, 3773.
- ³⁶ Desaubry, L. and Bourguignon, J.-J., *Tetrahedron Lett.*, **1995**, *36*, 7875.
- ³⁷ Zady, M. F. and Wong, J. L., *J. Org. Chem.*, **1979**, *44*, 1450.
- ³⁸ Maria, E. J., Fourrey, J.-L., Machado, A. S. and Robert-Gero, M., *Synth. Commun.*, **1996**, *26*, 27.
- ³⁹ Saladino, R., Crestini, C., Bernini, R., Mincione, E. and Ciafrino, R., *Tetrahedron Lett.*, **1995**, *36*, 2665.
- ⁴⁰ Madyastha, K. M. and Sridhar, G. R., *J. Chem. Soc., Perkin Trans. 1*, **1999**, 677.
- ⁴¹ Smith, D. L. and Elving, P. J., *J. Am. Chem. Soc.*, **1962**, *84*, 1412.
- ⁴² Butula, I., *Justus Liebigs Ann. Chem.*, **1969**, 729, 73.
- ⁴³ Hecht, S. M., Adams, B. L. and Kozarich, J. W., *J. Org. Chem.*, **1976**, *41*, 2303.
- ⁴⁴ Tanji, K.-i., Yokoi, T. and Sugimoto, O., *Heterocycles*, **2003**, *60*, 413.
- ⁴⁵ Ding, S., Gray, N. S., Ding, Q. and Schultz, P. G., *J. Org. Chem.*, **2001**, *66*, 8273.
- ⁴⁶ Barlin, G. B., *J. Chem. Soc. (B)*, **1967**, 954.
- ⁴⁷ Hamamichi, N. and Miyasaka, T., *J. Heterocycl. Chem.*, **1990**, *27*, 2011; *ibid.*, **1991**, *28*, 397.
- ⁴⁸ Montgomery, J. A. and Holum, L. B., *J. Am. Chem. Soc.*, **1957**, *79*, 2185.
- ⁴⁹ Focher, F., Hildebrand, C., Freese, S., Ciarrochi, G., Noonan, T., Sangalli, S., Brown, N., Spadari, S. and Wright, G., *J. Med. Chem.*, **1988**, *31*, 1496.
- ⁵⁰ Kos, N. J., van der Plas, H. C. and van Veldhuizen, A., *Recl. Trav. Chim. Pays-Bas*, **1980**, *99*, 267.
- ⁵¹ Motawia, M. S., Meldal, M., Sofan, M., Stein, P., Pedersen, E. B. and Nielsen, C., *Synthesis*, **1995**, 265.
- ⁵² Krolkiewicz, K. and Vorbrüggen, H., *Nucleosides Nucleotides*, **1994**, *13*, 673.
- ⁵³ Lin, X. and Robins, M. J., *Org. Lett.*, **2000**, *2*, 3497.
- ⁵⁴ Nair, V. and Sells, T. B., *Tetrahedron Lett.*, **1990**, *31*, 807.
- ⁵⁵ Xu, Y.-Z., *Tetrahedron*, **1998**, *54*, 187.
- ⁵⁶ Edwards, C., Boche, G., Steinbrecher, T. and Scheer, S., *J. Chem. Soc., Perkin Trans. 1*, **1997**, 1887.
- ⁵⁷ Flaherty, D., Balse, P., Li, K., Moore, B. M. and Doughty, M. B., *Nucleosides Nucleotides*, **1995**, *14*, 65.
- ⁵⁸ Miyashita, A., Suzuki, Y., Ohta, K. and Higashino, T., *Heterocycles*, **1994**, *39*, 345.
- ⁵⁹ De Napoli, L., Montesarchio, D., Piccialli, G., Santacroce, C. and Varra, M., *J. Chem. Soc., Perkin Trans. 1*, **1995**, 15.
- ⁶⁰ Linn, J. A., McLean, E. W. and Kelley, J. L., *J. Chem. Soc., Chem. Commun.*, **1994**, 913.
- ⁶¹ Lembicz, N. K., Grant, S., Clegg, W., Griffin, R. J., Heath, S. L. and Golding, B. T., *J. Chem. Soc., Perkin Trans. 1*, **1997**, 185.
- ⁶² Herdewin, P., Van Aerschot, A. and Pfeleiderer, W., *Synthesis*, **1989**, 961.
- ⁶³ Kiburis, J. and Lister, J. H., *J. Chem. Soc. (C)*, **1971**, 3942.
- ⁶⁴ Lee, H., Luna, E., Hinz, M., Stezowski, J. J., Kiselyov, A. S. and Harvey, R. G., *J. Org. Chem.*, **1995**, *60*, 5604.
- ⁶⁵ Lakshman, M. K., Keeler, J. C., Hilmer, J. H. and Martin, J. Q., *J. Am. Chem. Soc.*, **1999**, *121*, 6090.
- ⁶⁶ Ciszewski, L., Waykole, L., Prashad, M. and Repic, O., *Org. Proc. Res. Dev.*, **2006**, *10*, 799.
- ⁶⁷ Whitfield, H. J., Griffin, R. J., Hardcastle, I. R., Henderson, A., Meneyrol, J., Mesguiche, V., Sayle, K. L. and Golding, B. T., *Chem. Commun.*, **2003**, 2802.
- ⁶⁸ Miles, R. W., Samano, V. and Robins, M. J., *J. Am. Chem. Soc.*, **1995**, *117*, 5951; Clivio, P., Fourrey, J.-L. and Favre, A., *J. Chem. Soc., Perkin Trans. 1*, **1993**, 2585.
- ⁶⁹ Wong, J. L. and Keck, J. H., *J. Chem. Soc., Chem. Commun.*, **1975**, 125.
- ⁷⁰ Hayakawa, H., Haraguchi, K., Tanaka, H. and Miyasaka, T., *Chem. Pharm. Bull.*, **1987**, *35*, 72.
- ⁷¹ Hayakawa, H., Tanaka, H., Sasaki, K., Haraguchi, K., Saitoh, T., Takai, F. and Miyasaka, T., *J. Heterocycl. Chem.*, **1989**, *26*, 189.
- ⁷² Nolsoe, J. M. J., Gundersen, L.-L. and Rise, F., *Synth. Commun.*, **1998**, *28*, 4303.
- ⁷³ Kato, K., Hayakawa, H., Tanaka, H., Kumamoto, H., Shindoh, S., Shuto, S. and Miyasaka, T., *J. Org. Chem.*, **1997**, *62*, 6833.
- ⁷⁴ Leonard, N. J. and Bryant, J. D., *J. Org. Chem.*, **1979**, *44*, 4612.
- ⁷⁵ Tobrman, T. and Dvorák, D., *Org. Lett.*, **2006**, *8*, 1291.
- ⁷⁶ Boudet, N., Dubbaka, S. R. and Knochel, P., *Org. Lett.*, **2008**, *10*, 1715.
- ⁷⁷ Elion, G. B., *J. Org. Chem.*, **1962**, *27*, 2478.
- ⁷⁸ Waters, T. R. and Connolly, B. A., *Nucleosides and Nucleotides*, **1992**, *11*, 1561; Fathi, R., Goswami, B., Kung, P.-P., Gaffney, B. L. and Jones, R. A., *Tetrahedron Lett.*, **1990**, *31*, 319.
- ⁷⁹ Vorbrüggen, H. and Krolkiewicz, K., *Justus Liebigs Ann. Chem.*, **1976**, 745.
- ⁸⁰ Gerster, J. F., Jones, J. W. and Robins, R. K., *J. Org. Chem.*, **1963**, *28*, 945; Robins, M. J. and Uznanski, B., *Can. J. Chem.*, **1981**, *59*, 2601.
- ⁸¹ De Napoli, L., Messere, A., Montesarchio, D., Piccialli, G., Santacroce, C. and Varra, M., *J. Chem. Soc., Perkin Trans. 1*, **1994**, 923.
- ⁸² Elion, G. B. and Hitchings, G. H., *J. Am. Chem. Soc.*, **1956**, *78*, 3508; Davoll, J. and Lowy, B. A., **1951**, *73*, 2936.
- ⁸³ Beaman, A. G. and Robins, R. K., *J. Am. Chem. Soc.*, **1961**, *83*, 4038.
- ⁸⁴ Kataoka, S., Isono, J., Yamaji, N., Kato, M., Kawada, T. and Imai, S., *Chem. Pharm. Bull.*, **1988**, *36*, 2212.
- ⁸⁵ El-Kafrawy, S. A., Zahran, M. A. and Pedersen, E. B., *Acta Chem. Scand.*, **1999**, *53*, 280.
- ⁸⁶ Montgomery, J. A. and Hewson, K., *J. Am. Chem. Soc.*, **1960**, *82*, 463.
- ⁸⁷ Jones, J. W. and Robins, R. K., *J. Am. Chem. Soc.*, **1960**, *82*, 3773.
- ⁸⁸ Moschel, R. C. and Keefer, L. K., *Tetrahedron Lett.*, **1989**, *30*, 1467.
- ⁸⁹ Orozco, M., Canela, E. I. and Franco, R., *J. Org. Chem.*, **1990**, *55*, 2630.
- ⁹⁰ Nair, V. and Richardson, S. G., *J. Org. Chem.*, **1980**, *45*, 3969; *idem*, *Synthesis*, **1982**, 670.
- ⁹¹ Francom, P., Janeba, Z., Shibuya, S. and Robins, M. J., *J. Org. Chem.*, **2002**, *67*, 6788.
- ⁹² Nair, V. and Hettrick, B. J., *Tetrahedron*, **1988**, *44*, 7001.

- ⁹³ Wada, T., Mochizuki, A., Higashiyama, S., Tsuruoka, H., Kawhara, S., Ishikawa, M. and Sekine, M., *Tetrahedron Lett.*, **2001**, 42, 9215.
- ⁹⁴ Chambert, S., Gautier-Luneau, I., Fontecave, M. and Décout, J.-L., *J. Org. Chem.* **2000**, 65, 249.
- ⁹⁵ Kikugawa, K., Suehiro, H. and Aoki, A., *Chem. Pharm. Bull.*, **1977**, 25, 2624.
- ⁹⁶ Beaman, A. G., Gerster, J. F. and Robins, R. K., *J. Org. Chem.*, **1962**, 27, 986.
- ⁹⁷ Matsuda, A., Nomoto, Y. and Ueda, T., *Chem. Pharm. Bull.*, **1979**, 27, 183; Wetzel, R. and Eckstein, F., *J. Org. Chem.*, **1975**, 40, 658; Yamane, A., Matsuda, A. and Ueda, T., *Chem. Pharm. Bull.*, **1980**, 28, 150.
- ⁹⁸ Saladino, R., Mincione, E., Crestini, C. and Mezzetti, M., *Tetrahedron*, **1996**, 52, 6759.
- ⁹⁹ Brown, D. M. and Giner-Sorolla, A., *J. Chem. Soc. (C)*, **1971**, 128.
- ¹⁰⁰ Tanji, K., Satoh, R. and Higashino, T., *Chem. Pharm. Bull.*, **1992**, 40, 227.
- ¹⁰¹ Mackay, L. B. and Hitchings, G. H., *J. Am. Chem. Soc.*, **1956**, 78, 3511.
- ¹⁰² Traube, *Chem. Ber.*, **1900**, 33, 1371; *ibid.*, 3035.
- ¹⁰³ Robins, R. K., Dille, K. J., Willits, C. H. and Christensen, B. E., *J. Am. Chem. Soc.*, **1953**, 75, 263.
- ¹⁰⁴ Melguizo, M., Noguera, M. and Sanchez, A., *Synthesis*, **1992**, 491.
- ¹⁰⁵ Albert, A. and Brown, D. J., *J. Chem. Soc.*, **1954**, 2060.
- ¹⁰⁶ Dong, M., Sitkovsky, M., Kallmerten, A. E. and Jones, G. B., *Tetrahedron Lett.*, **2008**, 49, 4633.
- ¹⁰⁷ Albert, A. and Brown, D. J., *J. Chem. Soc.*, **1954**, 2066; Montgomery, J. A., *J. Am. Chem. Soc.*, **1956**, 78, 1928; Young, R. C., Jones, M., Milliner, K. J., Rana, K. K. and Ward, J. G., *J. Med. Chem.*, **1990**, 33, 2073; Elion, G. B., Burgi, E. and Hitchings, G. H., *J. Am. Chem. Soc.*, **1951**, 73, 5235.
- ¹⁰⁸ Elzein, E., Kalla, R. V., Li, X., Perry, T., Gimbel, A., Zeng, D., Lustig, D., Leung, K. and Zablocki, J., *J. Med. Chem.*, **2008**, 51, 2267.
- ¹⁰⁹ Taylor, E. C., Vogl, O. and Cheng, C. C., *J. Am. Chem. Soc.*, **1959**, 81, 2442.
- ¹¹⁰ Párkányi, C. and Yuan, H. L., *J. Heterocycl. Chem.*, **1990**, 27, 1409.
- ¹¹¹ Goldman, L., Marsico, J. W. and Gazzola, A. L., *J. Org. Chem.*, **1956**, 21, 599.
- ¹¹² Orji, C. C., Kelly, J., Ashburn, D. A. and Silks, R. A., *J. Chem. Soc., Perkin Trans. 1*, **1996**, 595.
- ¹¹³ Jerchel, D., Kracht, M. and Krucker, K., *Justus Liebigs Ann. Chem.*, **1954**, 590, 232.
- ¹¹⁴ Nagamatsu, T., Yamasaki, H. and Yoneda, F., *Heterocycles*, **1992**, 33, 775.
- ¹¹⁵ Altman, J. and Ben-Ishai, D., *J. Heterocycl. Chem.*, **1968**, 5, 679.
- ¹¹⁶ 'Annulation of a pyrimidine ring to an existing ring', Albert, A., *Adv. Heterocycl. Chem.*, **1982**, 32, 1.
- ¹¹⁷ Ferris, J. P. and Orgel, L. E., *J. Am. Chem. Soc.*, **1966**, 88, 1074 and 3829.
- ¹¹⁸ Yamazaki, A., Kumashiro, I. and Takenishi, T., *J. Org. Chem.*, **1967**, 32, 3258.
- ¹¹⁹ Kelley, J. L., Linn, J. A. and Selway, J. W. T., *J. Med. Chem.*, **1989**, 32, 218; Prasad, R. N. and Robins, R. K., *J. Am. Chem. Soc.*, **1957**, 79, 6401.
- ¹²⁰ Imai, K., Marumoto, R., Kobayashi, K., Yoshioka, Y., Toda, J. and Honjo, M., *Chem. Pharm. Bull.*, **1971**, 19, 576.
- ¹²¹ Al-Shaar, A. H., Gilmour, D. W., Lythgoe, D. J., McClenaghan, I. and Ramsden, C. A., *J. Chem. Soc., Chem. Commun.*, **1989**, 551.
- ¹²² Ostrowski, S., *Synlett*, **1995**, 253.
- ¹²³ Dang, Q., Brown, B. S. and Erion, M. D., *J. Org. Chem.*, **1996**, 61, 5204.
- ¹²⁴ Dang, Q., Liu, Y. and Erion, M. D., *J. Am. Chem. Soc.*, **1999**, 121, 5833.
- ¹²⁵ Dang, Q. and Gomez-Galeno, J. E., *J. Org. Chem.*, **2002**, 67, 8703.
- ¹²⁶ Ochiai, M., Marumoto, R., Kobayashi, S., Shimazu, H. and Morita, K., *Tetrahedron*, **1968**, 24, 5731.
- ¹²⁷ Yamada, H. and Okamoto, T., *Chem. Pharm. Bull.*, **1972**, 20, 623.
- ¹²⁸ Richter, E., Loeffler, J. E. and Taylor, E. C., *J. Am. Chem. Soc.*, **1960**, 82, 3144.
- ¹²⁹ Arita, M., Adachi, K., Ito, Y., Sawai, H. and Ohno, M., *J. Am. Chem. Soc.*, **1983**, 105, 4049.
- ¹³⁰ Kenner, G. W., Taylor, C. W. and Todd, A. R., *J. Chem. Soc.*, **1949**, 1620.

Heterocycles Containing a Ring-Junction Nitrogen (Bridgehead Compounds)

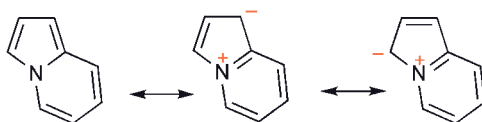
In addition to the biologically important purines and pteridines, and the major benzo-fused heterocycles, such as indole, many other aromatic, fused heterocyclic ring systems are known, and of these, the most important are those containing a ring-junction nitrogen – that is, *where a nitrogen is common to two rings*.¹ The vast majority of these systems do not occur naturally, but they have been the subject of many studies from the theoretical viewpoint, for the preparation of potentially biologically active analogues, and for other industrial uses. For reasons of space, only combinations of five- and six-membered rings are considered here, and only some of these possibilities, though other combinations are possible and are known.



Of the parent systems that have the ring-junction nitrogen as the only heteroatom, only indolizine (often ‘pyrrocoline’ in the older literature) has a neutral, fully conjugated 10-electron π -system, comprising four pairs of electrons from the four double bonds and a pair from nitrogen, much as in indole. 4H-Quinolizine is not aromatic – there is a saturated atom interrupting the conjugation – but the cation, quinolizinium, formed formally by loss of hydride from quinolizine, does have an aromatic 10- π -electron system: it is completely isoelectronic with naphthalene, the positive charge resulting from the higher nuclear charge of nitrogen *versus* carbon. Similarly, pyrrolizine, which is already aromatic in being a pyrrole (with an α -vinyl substituent), on conversion into its conjugate anion, attains a 10-electron π -system.

28.1 Indolizines²

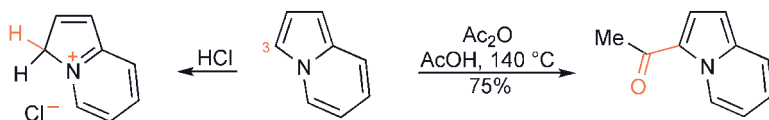
The aromatic character of indolizine is expressed by three main mesomeric contributors, two of which incorporate a pyridinium moiety; other structures (not shown) incorporating neither a complete pyrrole nor a pyridinium are less important.



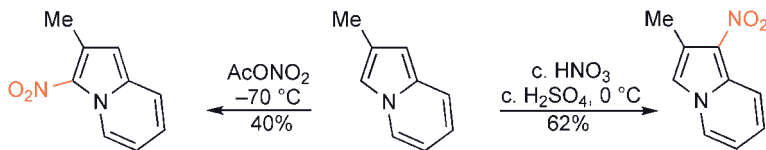
28.1.1 Reactions of Indolizines

Indolizine is an electron-rich system and its reactions are mainly electrophilic substitutions, which occur about as readily as for indole, and go preferentially at C-3, but may also take place at C-1. Consistent with their similarity to pyrroles, rather than pyridines, indolizines are not attacked by nucleophiles, nor are there examples of nucleophilic displacement of halide.

Indolizine, pK_{aH} 3.9,³ is much more basic than indole (pK_{aH} -3.5) and the implied relative stability of the cation makes it less reactive, and thus indolizines are resistant to acid-catalysed polymerisation (cf. 20.1.1.9). Indolizine protonates at C-3, but 3-methylindolizine protonates mainly (79%) at C-1; the delicacy of the balance is further illustrated by 1,2,3-trimethyl- and 3,5-dimethylindolizines, each of which protonate exclusively at C-3. Electrophilic substitutions such as acylation,⁴ Vilsmeier formylation⁵ and diazo-coupling⁶ all take place at C-3.

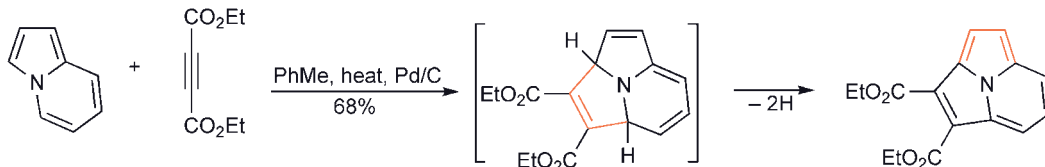


Nitration of 2-methylindolizine under mild conditions results in substitution at C-3,⁷ but under strongly acidic conditions it takes place at C-1,⁸ presumably *via* attack on the indolizinium cation.

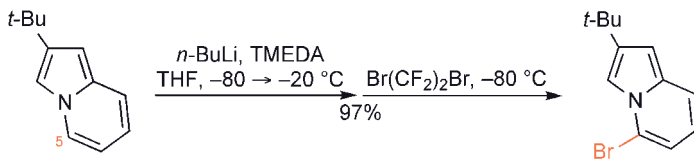


Indolizine and its simple alkyl derivatives are sensitive to light and to aerial oxidation, which lead to destruction of the ring system. Catalytic reduction in acidic solution (reduction of the indolizinium cation) selectively saturates the pyrrole ring, giving a pyridinium salt;⁹ complete saturation, affording indolizidines, results from reductions over platinum.¹⁰

Despite its 10-electron aromatic π -system, indolizine apparently participates as an 8-electron system in its reaction with diethyl acetylenedicarboxylate, though the process may be stepwise and not concerted. By carrying out the reaction in the presence of a noble metal as catalyst, the initial adduct is converted into an aromatic cyclazine (28.5).¹¹



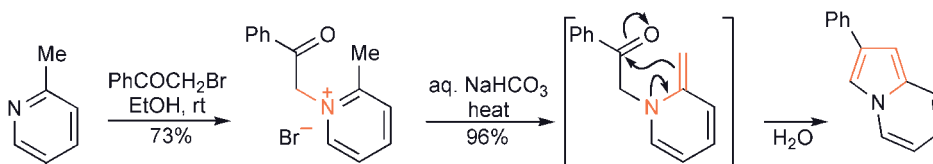
Indolizines normally lithiate at C-5,⁴ but 5-methylindolizine undergoes lithiation at the side-chain methyl.¹²



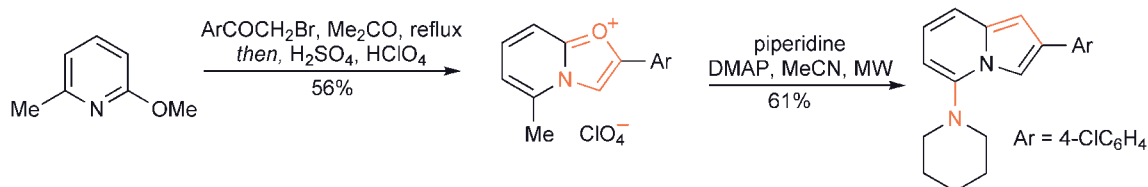
Of its functional derivatives, worth noting is the easy cleavage of carboxyl and acyl groups on heating with aqueous acid, and the instability of amino derivatives, which cannot be diazotised, but which can be converted into stable acetamides.

28.1.2 Ring Synthesis of Indolizines¹³

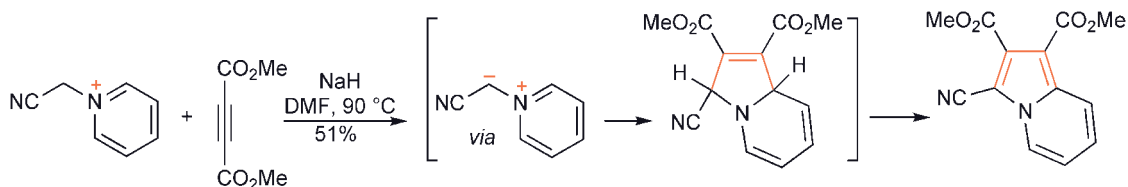
The traditional route to indolizines is the Chichibabin synthesis,¹⁴ which involves quaternisation of a 2-alkyl-pyridine with an α -halo-ketone, followed by base-catalysed cyclisation *via* deprotonation of the pyridinium α -methyl,¹⁵ rendered easy by the quaternisation, then intramolecular attack on the carbonyl group.¹⁶



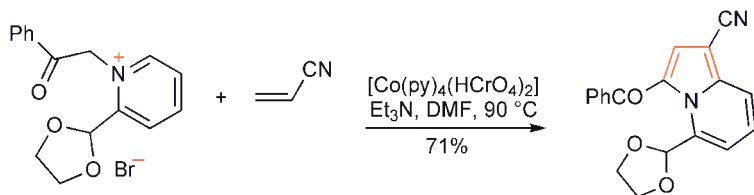
A variation of the classical procedure utilizes 2-methoxy-6-methylpyridine as a starting material and leads eventually to 5-aminoindolizines; the intermediate oxazolo[3,2-*a*]pyridinium salts are isolated as perchlorate salts (**CAUTION**).¹⁷



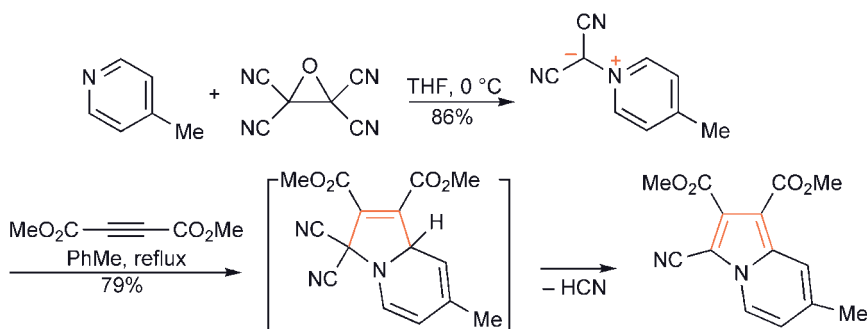
Another useful method involves the intermediacy of a pyridinium ylide as a 1,3-dipole in a cycloaddition.¹⁸



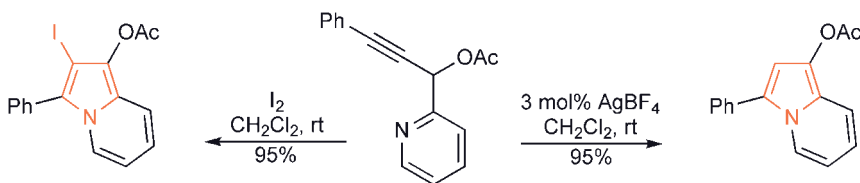
An important feature of this type of reaction (which can also be used in an analogous fashion to prepare aza-indolizines) is that although a dihydroindolizine is the logical product from a mechanistic viewpoint, the fully aromatic compound is usually obtained. The mechanism of aromatisation is not clear: it could be by air oxidation during work-up, or *via* hydride transfer to some other component in the reaction mixture. When dihydro compounds are isolated they can be easily aromatised using the usual reagents – palladium/charcoal or quinones. An extension of this analysis is the production of aromatic indolizines from reaction of an ylide with an alkene (which would be expected to give the tetrahydro product) *in the presence* of a suitable oxidant such as the cobalt chromate complex¹⁹ shown below.²⁰



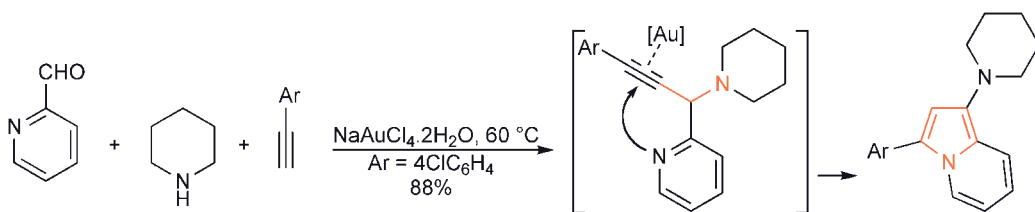
Aromatisation can alternatively occur by loss of HX (HCN in the example shown) when a leaving group is present in one of the reactants.²¹



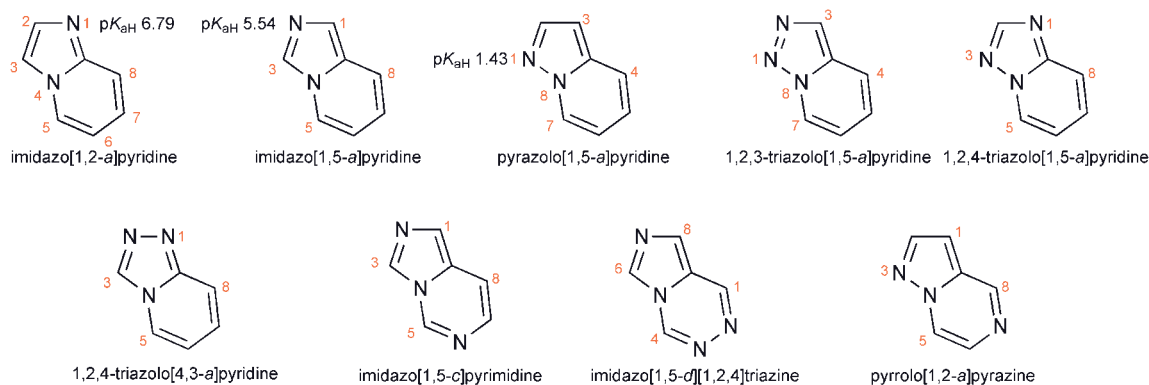
In several variants, pyridines carrying either a 2-alkynylmethyl or a 2-alkenylmethyl substituent can be ring closed to indolizines. Iodine²² and silver tetrafluoroborate²³ have been used to close precursors available conveniently using the 2-lithiated pyridine. As in several situations in this chapter, comparably substituted imine units in other starting materials, can be ring closed by this route, for example 2-alkynylmethylquinoxalines give pyrrolo[1,2-*a*]quinoxalines and 2-alkynylmethylthiazoles give pyrrolo[2,1-*b*]thiazoles.²³



In a one-pot three-component sequence, a 2-alkynylmethylpyridine intermediate is generated *in situ*, pyridine-2-carbaldehyde being the starting material and 1-aminoindolizines the products.²⁴



28.2 Aza-Indolizines



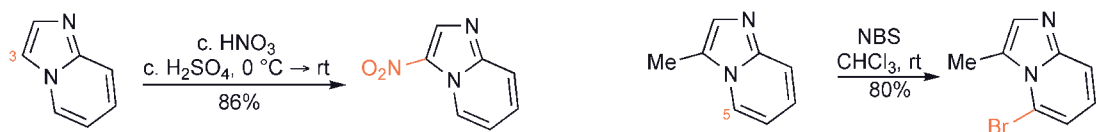
Note: as can be seen from the examples above, numbering sequences vary with the number and disposition of the nitrogen atoms.

Seven monoaza- and many more polyaza-indolizines (some are shown above) are possible, indeed compounds with up to six nitrogen atoms have been reported. Despite the rarity of such systems in nature, there is much interest in aza-indolizines stemming from their structural similarity to both indoles and purines.

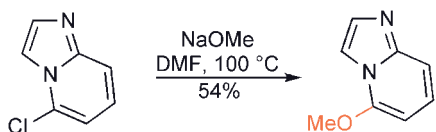
Apart from pyrrolo[1,2-*b*]pyridazine, all the monoaza-indolizines protonate on the second (non-ring-junction) nitrogen, rather than on carbon.^{3,25} Alkylation similarly goes on nitrogen, however other electrophilic reagents attack with regioselectivity similar to indolizine itself – they effect substitution of the five-membered ring at positions 1 and 3 (where these are carbon).

28.2.1 Imidazo[1,2-*a*]pyridines

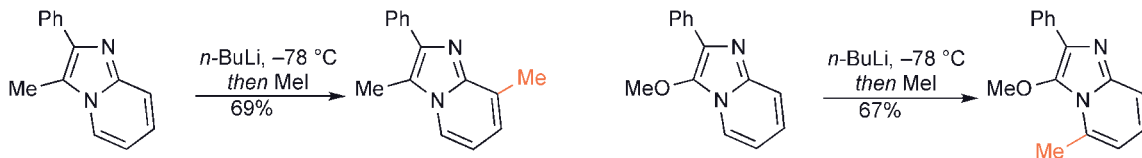
Electrophilic substitutions such as halogenation, nitration etc. go at C-3, or at C-5 if position 3 is blocked.²⁶ Acylation does not require a catalyst.²⁷



Of all the positional chloro isomers, nucleophilic displacement reactions are known only for the 5-isomer; 7-chloroimidazo[1,2-*a*]pyridine, where one might have anticipated similar activation, is not reactive in this sense,²⁸ but, of course, transition-metal-catalysed replacement of halogen (4.2) can be carried out at any position.²⁹

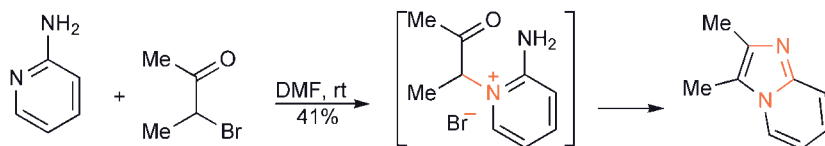


Base-catalysed deuterium exchange proceeds at C-3 and C-5,³⁰ preparative lithiation occurs at C-3, or if C-3 is blocked, at C-5 or C-8 depending on other substituents,³¹ but the 2,6-dichloro compound reacts selectively at C-5, even in the presence of hydrogen at C-3.³²

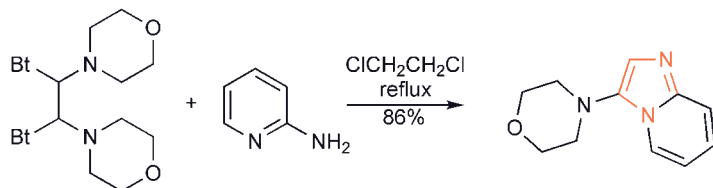


Amino-imidazo[1,2-*a*]pyridines exist as amino tautomers, but are even more unstable than amino-indolizines. 2- and 5-oxo compounds are in the carbonyl tautomeric form and react with phosphoryl chloride yielding chloro compounds.²⁰

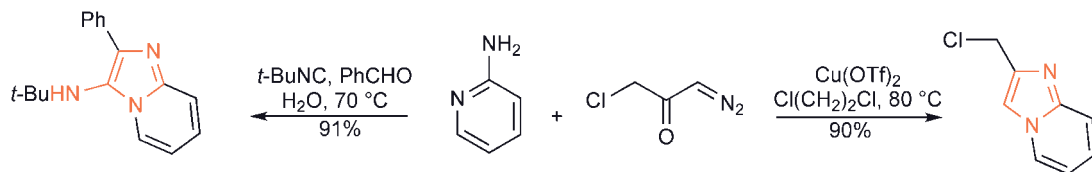
The traditional ring synthesis of imidazo[1,2-*a*]pyridines is based on the Chichibabin route to indolizines (28.1.2), but using 2-aminopyridines instead of 2-alkyl-pyridines. The initial reaction with the halo-ketone is regioselective for the ring nitrogen, so isomerically pure products are obtained.^{33,34} 2-Oxo-imidazo[1,2-*a*]pyridines are the products when an α -bromo-ester is used instead of a ketone.³⁵



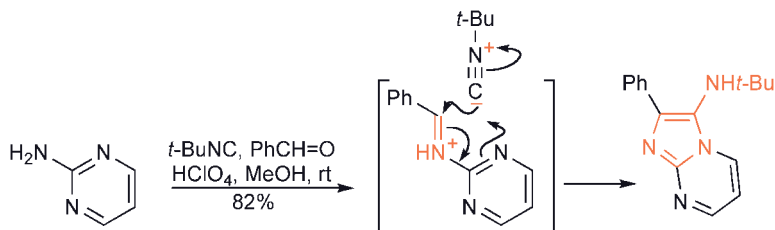
The 1,2-bis-electrophiles generated from glyoxal, benzotriazole and an amine can be used to produce imidazo[1,2-*a*]pyridines as illustrated below, but also imidazo[1,2-*a*]pyrimidines, and imidazo[1,2-*c*]pyrimidines.³⁶



2-Aminopyridines can be used in other ways: copper-catalysed interaction with diazo-ketones³⁷ and three-component reactions^{38,39,40} involving an isonitrile and an aldehyde also give imidazo[1,2-*a*]pyridines; such condensations can be promoted using an ionic liquid⁴¹ or scandium triflate with microwave heating.⁴² In the former route, 2-substituted products result and from the latter, 3-aminoimidazo[1,2-*a*]pyridines are formed.

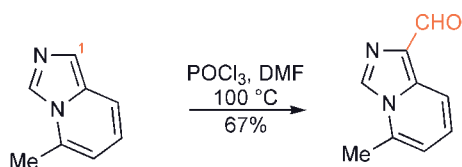


Here again other starting materials having an amidine sub-unit, as in 2-aminopyridine, react comparably: 2-aminothiazoles give imidazo[2,1-*b*]thiazoles,⁴⁰ 2-aminopyrazines generate imidazo[1,2-*a*]pyrazines,³⁸ 4-aminopyrimidines lead to imidazo[1,2-*c*]pyrimidines⁴³ and 2-aminopyrimidines afford imidazo[1,2-*a*]pyrimidines (illustrated below).⁴⁴

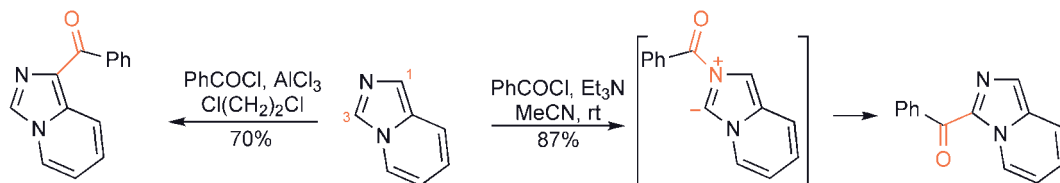


28.2.2 Imidazo[1,5-*a*]pyridines

Electrophilic substitution in this system again occurs in the five-membered ring, at C-1, or at C-3 if the former position is occupied.^{45,46} Reaction with bromine gives a 1,3-dibromo product.⁴⁷

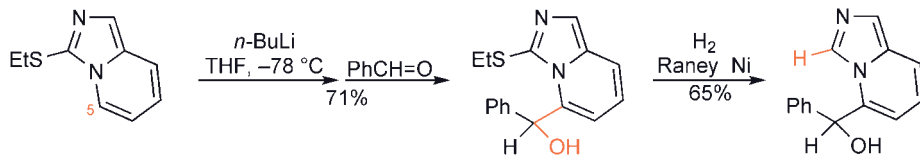


Benzoylation provides an instructive example: under normal conditions *C*-substitution occurs at C-1, however in the presence of triethylamine, 3-benzoylimidazo[1,5-*a*]pyridine is the product.⁴⁸ This can be explained by assuming the intermediacy of an ylide formed by deprotonation of an initial *N*⁺-benzoyl salt (cf. 24.1.2.5).

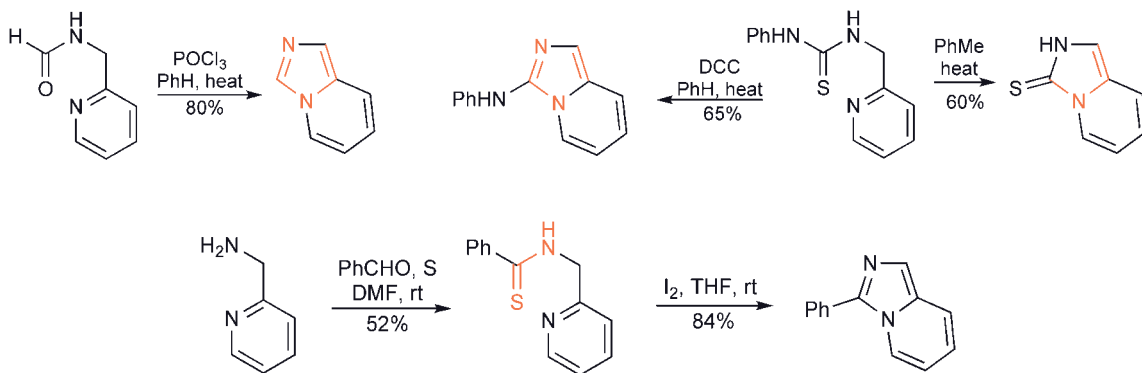


Five-membered ring cleavage occurs relatively easily: hot aqueous acid converts these heterocycles into 2-aminomethyl-pyridines.

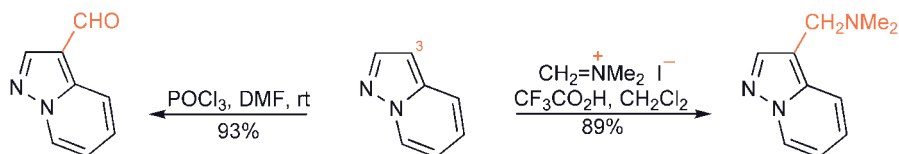
Lithiation, by direct analogy with imidazole, involves the 3-proton,⁵ but 5-lithiation occurs on comparable treatment of its 3-ethylthio derivative, the substituent both blocking attack at C-3 *and* assisting lithiation at the *peri*-position; the ethylthio group can, of course, be subsequently easily removed.⁴⁹



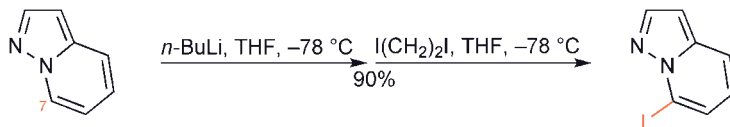
Imidazo[1,5-*a*]pyridines are synthesised by the dehydrative cyclisation of *N*-acyl-2-aminomethyl-pyridines⁴⁶ or of thioamides,⁵⁰ which can be prepared and ring closed under very mild conditions.⁵¹ 3-Amino⁵²-oxy⁵³ and -thio⁵⁴ derivatives are available *via* related cyclisations.



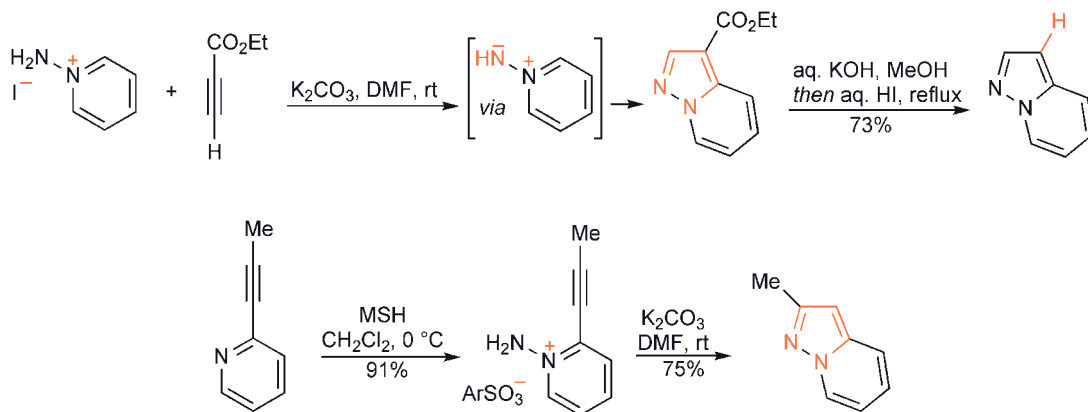
28.2.3 Pyrazolo[1,5-*a*]pyridines



In this system, electrophilic substitution occurs at C-3⁵⁵ and lithiation takes place at C-7.⁵⁶

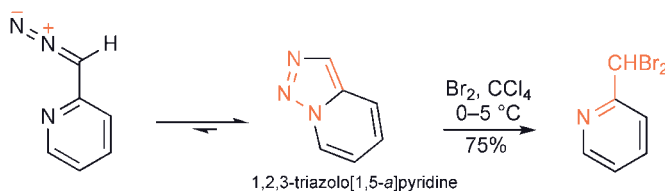


Pyrazolo[1,5-*a*]pyridines can be prepared by cycloaddition of pyridinium *N*-imides (produced by *N*-deprotonation of *N*-amino-pyridinium salts with base⁵⁷) with alkynes⁵⁸ or *N*-amination of 2-alkynyl-pyridines.⁵⁹ The cycloaddition of 3-benzoyloxy-pyridinium *N*-imide involves preferentially the more hindered C-2.⁶⁰

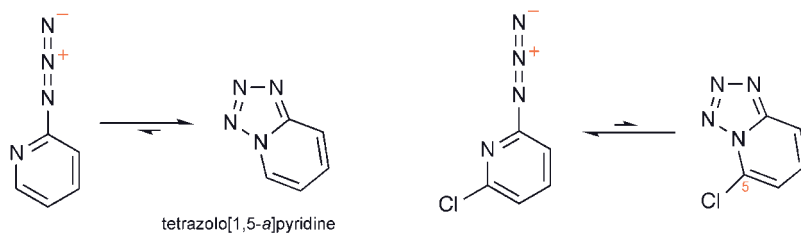


28.2.4 Triazolo-⁶¹ and Tetrazolo-Pyridines

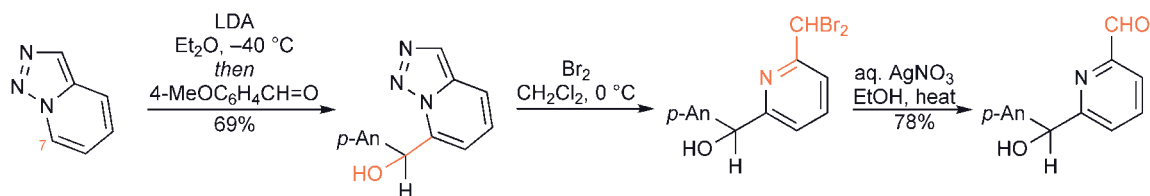
1,2,3-Triazolo[1,5-*a*]pyridine could theoretically be in equilibrium with its ring-opened diazo tautomer⁶² and, although it actually exists in the closed form, its reactions tend to reflect this potential equilibrium: reaction with electrophiles can take two courses. Acylation and nitration occur normally, at C-1, but reagents such as bromine lead to a very easy ring cleavage.⁶³ Aqueous acid similarly brings about ring cleavage and the formation of 2-hydroxymethylpyridine.



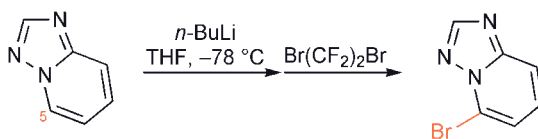
2-Azido-azines are in equilibrium with fused tetrazoles, the position of the equilibrium being very sensitive to substituent influence, for example for tetrazolo[1,5-*a*]pyridine, the equilibrium lies predominantly towards the closed form, whereas the analogous 5-chloro compound is predominantly open.⁶⁴



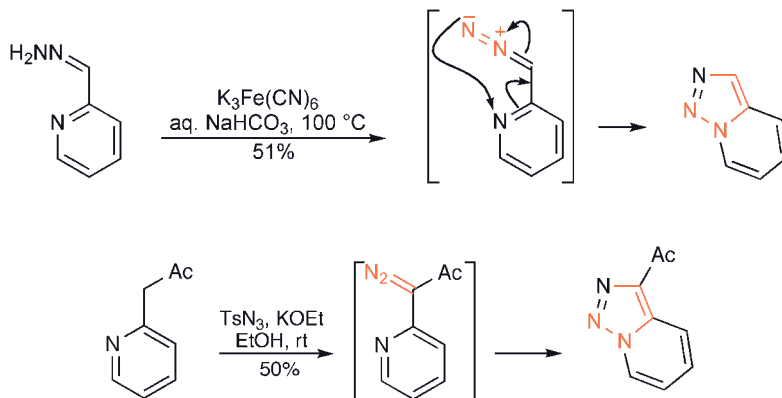
Direct lithiation of 1,2,3-triazolo[1,5-*a*]pyridines occurs with ease, at C-7, subsequent reaction with electrophiles being unexceptional, for example conversion into the 7-bromo derivative then allows nucleophiles to be introduced *via* displacement of bromide, thus providing, overall, a route to 2,6-disubstituted pyridines.⁶⁵



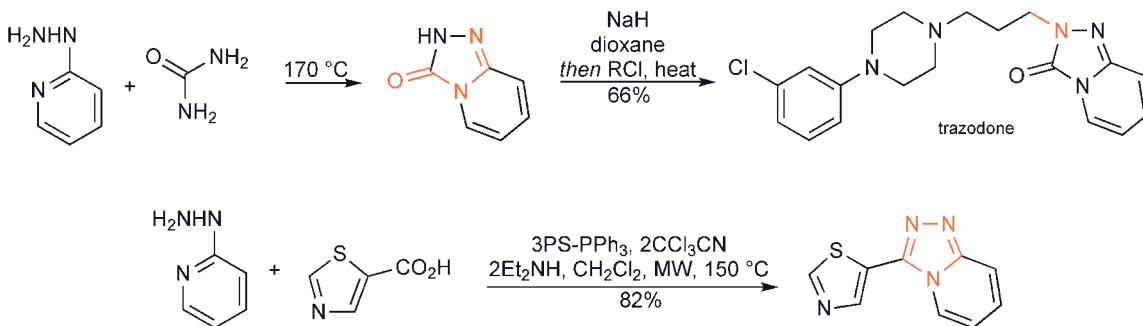
1,2,4-Triazolo[1,5-*a*]pyridine seems to be resistant to electrophilic attack, but can be lithiated at C-5; in contrast, 1,2,4-triazolo[4,3-*a*]pyridine readily undergoes electrophilic substitution at C-3.⁶⁶



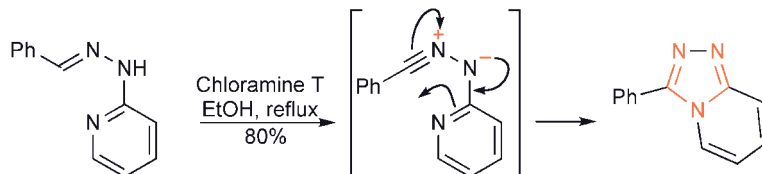
1,2,3-Triazolo[1,5-*a*]pyridines can be synthesised by oxidation of pyridine 2-carboxaldehyde hydrazones, presumably by way of the diazo species,⁶⁷ or *via* diazo-transfer reactions (*tosyl azide presents a significant explosion hazard – safer alternatives are available* (5.4)).⁶⁸



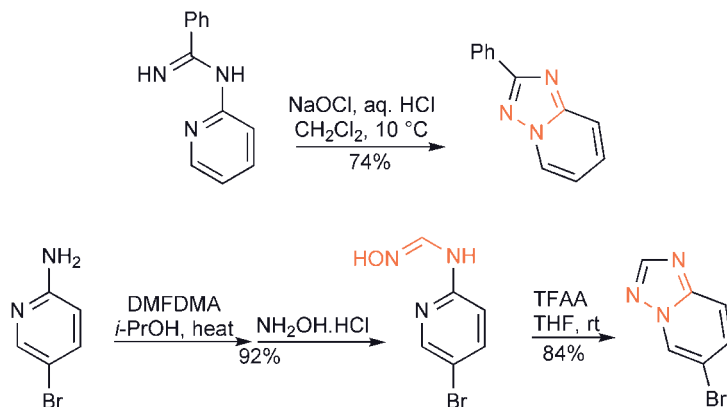
The 1,2,4-triazolo[4,3-*a*]pyridine nucleus can be accessed by cyclocondensation of 2-hydrazinopyridines; the synthesis of the antidepressant trazodone, shown below, is an example.⁶⁹ Condensation of 2-hydrazinopyridines with carboxylic acids, promoted by polymer-supported triphenylphosphine with trichloroacetonitrile and heated with microwave irradiation, is also efficient.⁷⁰



Oxidative closure of pyridin-2-yl hydrazones also produces 1,2,4-triazolo[4,3-*a*]pyridines.⁷¹

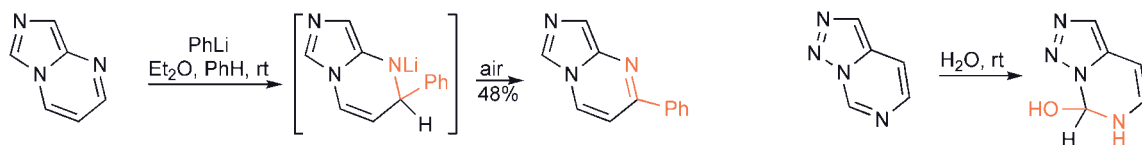


1,2,4-Triazolo[1,5-*a*]pyridines can be prepared *via* oxidative cyclisation of amidines⁷² or acid-catalysed cyclisation of amidoximes,⁷³ including formamidoximes, which give rise to 2-unsubstituted compounds⁷⁴ – each of these is illustrated below.

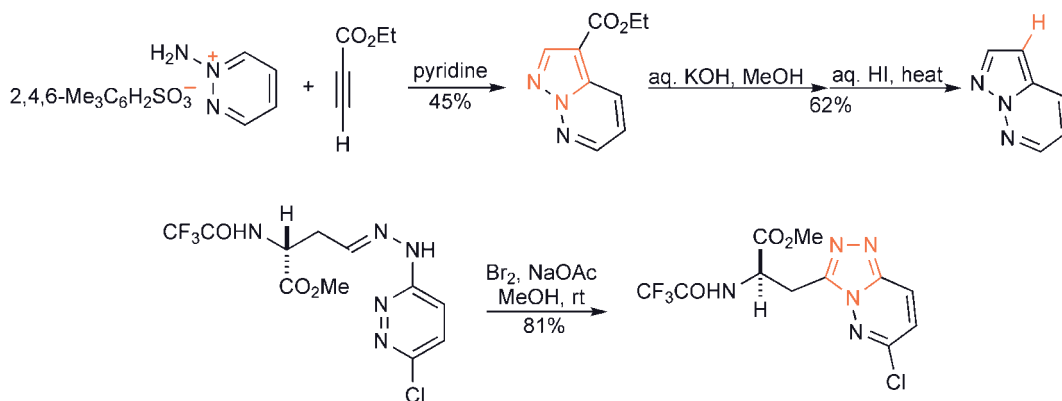


28.2.5 Compounds with an Additional Nitrogen in the Six-Membered Ring

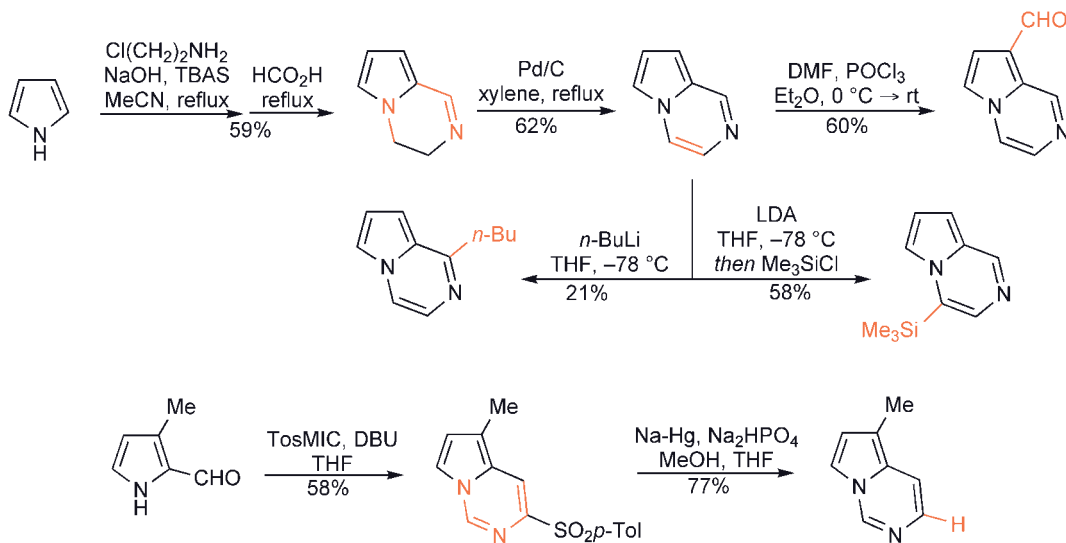
In addition to the propensity for electrophilic substitution at C-1/C-3 (see above), the main feature of this class of heterocycle is that they undergo relatively easy nucleophilic attack in the six-membered ring,⁷⁵ which is now distinctly electron-deficient through the incorporation of imine units – the analogy with the ease of nucleophilic addition to diazines *versus* pyridines, is obvious. Some are so susceptible to nucleophilic addition that they form ‘hydrates’ even on exposure to moist air.⁶² Preparative lithiations can, however, be carried out using less nucleophilic bases.



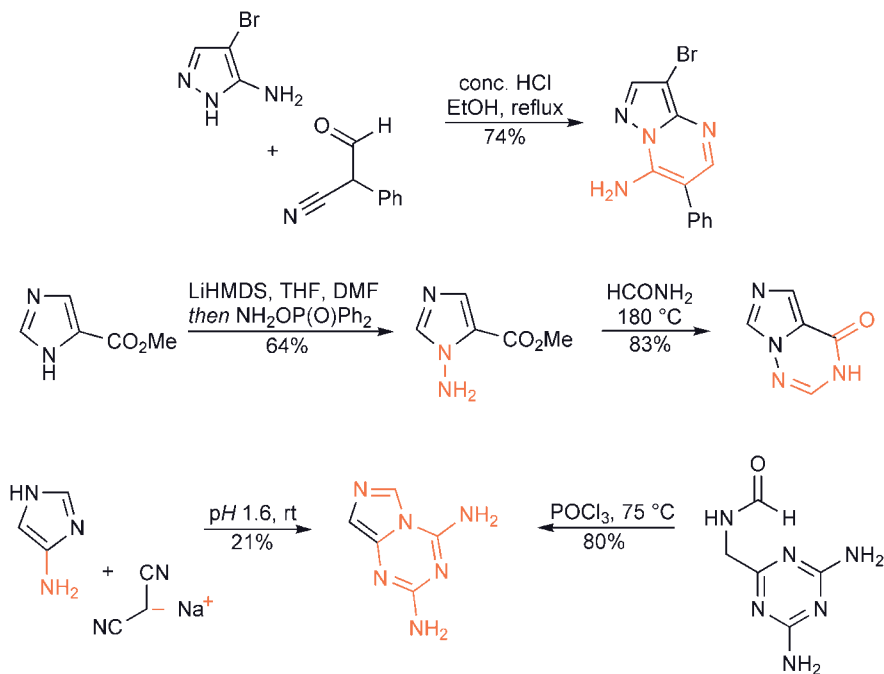
Ring synthesis of such molecules can proceed from diazines using methods analogous to those described for the synthesis of azolo-pyridines from pyridines, for example the dipolar cycloaddition of an *N*-imide to an alkyne,⁷⁶ or the bromine-promoted ring closure of hydrazones of 2-hydrazino-pyridines, -pyridazines (shown) or -pyrimidines.⁷⁷



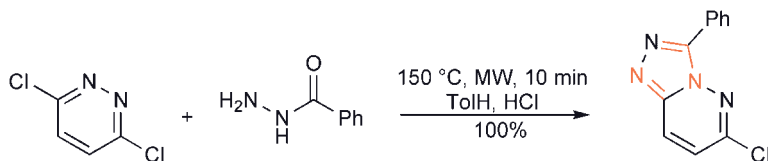
Various routes from the five-membered ring component are also possible – some representative chemistry involving pyrroles^{78,79} is shown below.



Using pyrazoles or imidazoles naturally leads to bicyclic systems with more than one nitrogen in *each* ring: 5-amino-pyrazoles⁸⁰ (in condensations with 1,3-dicarbonyl synthons; cf. 14.13.2.1), 1-amino-imidazoles,⁸¹ and 4-amino-imidazoles⁸² have been used as shown below. 3-Amino-pyrazoles⁸³ and 3-amino-1,2,4-triazoles⁸⁴ have been elaborated into purine analogues with four or five nitrogen atoms in the systems.

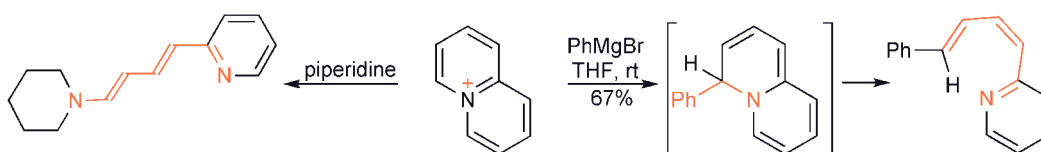


Condensation of 3,6-dichloropyridazine with hydrazides, best with microwave heating, produces [1,2,4]triazolo[4,3-*b*]pyridazines, in which the remaining chlorine can be displaced with amines.⁸⁵

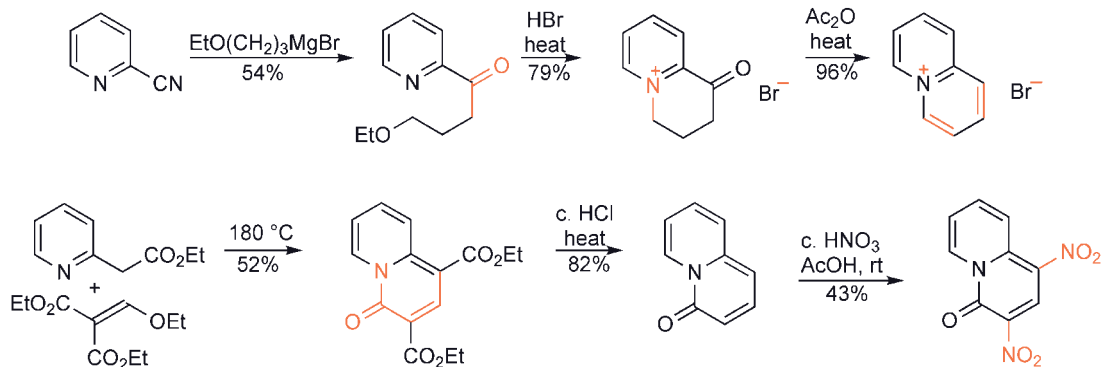


28.3 Quinolizinium⁸⁶ and Related Systems

Practically all the reactions of quinolizinium ions are similar to those of pyridinium salts, thus they are resistant to electrophilic attack, but readily undergo nucleophilic addition, the initial adducts undergoing spontaneous electrocyclic ring opening to afford, finally, 2-substituted pyridines;⁸⁷ however the susceptibility of the cations to nucleophiles is not extreme – like simpler pyridinium salts they are stable to boiling water.

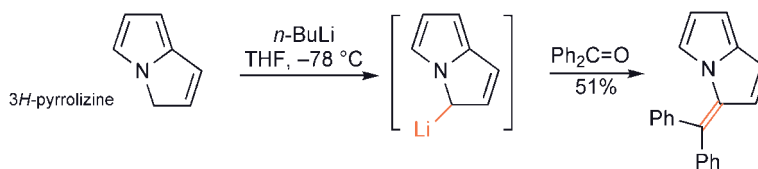


Quinolizine derivatives are usually prepared by cyclisations onto the nitrogen in a precursor pyridine.⁸⁸ Quinazolones *can* be made to undergo electrophilic substitution, at C-1/C-3,⁸⁹ there being a clear analogy with the reactivity of pyridones.

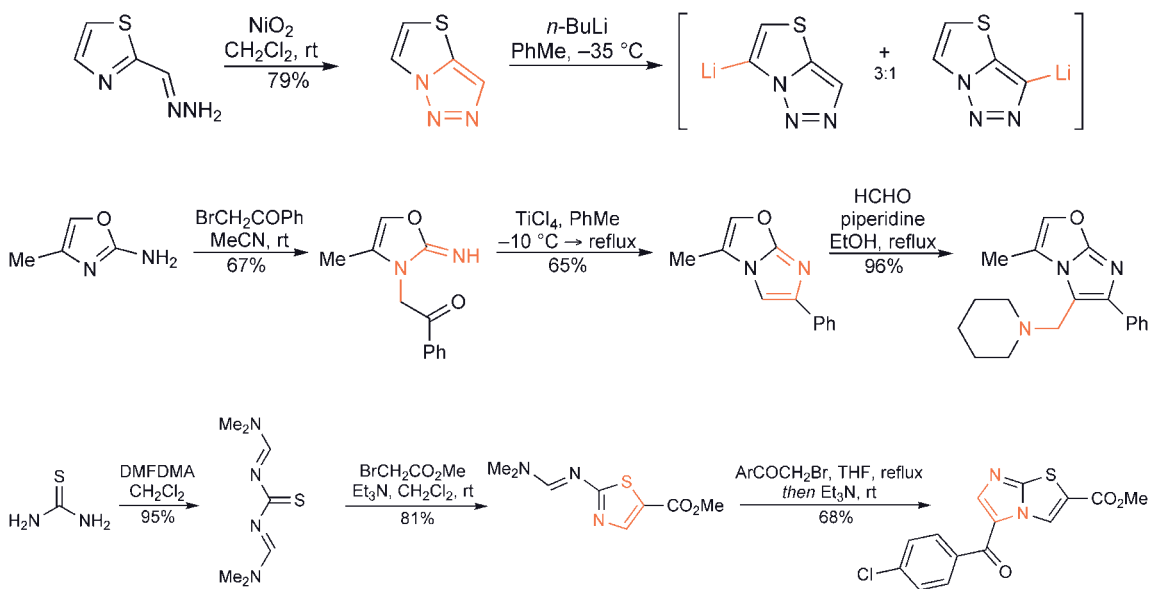


28.4 Pyrrolizine and Related Systems

The relatively high pK_a of 29 for deprotonation of 3*H*-pyrrolizine (cf. indene pK_a 18.5) indicates that formation of the 10π -electron pyrrolizine anion adds only minor stabilisation relative to the simple pyrrole originally present. Its reactions are those of a highly reactive carbanion, for example benzophenone condenses to generate a fulvene-like product.⁹⁰

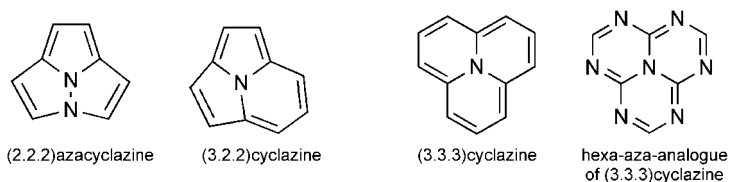


Isoelectronic replacement of a carbanionic carbon by a heteroatom gives much more stable compounds, and such 5,5-bicyclic aromatic systems have received considerable attention. In these compounds, sulfur, nitrogen and oxygen can also be incorporated into fully conjugated systems, unlike the 5,6-compounds, where only nitrogen can be used. Because of the variety of such systems, it is difficult to generalise about reactivity, but electrophilic substitution, which can take place in either ring, has been most widely reported with occasional examples of nucleophilic displacements and lithiations. Some representative reactions and self-explanatory syntheses are shown below.^{91,92}



28.5 Cyclazines

The cyclazines (a trivial name) are tricyclic fused molecules containing a central nitrogen and a peripheral π -system. The definition of aromaticity in these compounds is not as straightforward as for the simple bicyclic molecules discussed above, and a more detailed analysis of the molecular orbitals may be required.

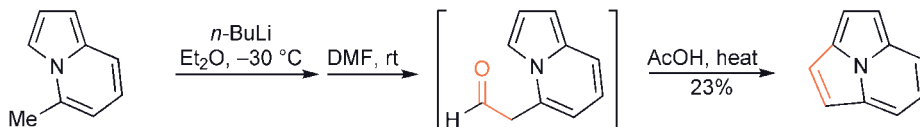


(3.2.2)Cyclazine is a stable aromatic system with a ring current, has a 10-electron annular π -system (excluding nitrogen), and is stable to light and air but, unlike its close analogue indolizine, is non-basic indicating the much weaker interaction between the nitrogen lone pair and the peripheral π -system. It does, however, react as an electron-rich aromatic, undergoing electrophilic substitution readily.

In contrast, (3.3.3)cyclazine has no aromatic resonance stabilisation and is unstable and highly reactive, displaying some diradical character. However, its hexa-aza analogue is extremely stable, this stabilisation being attributed to perturbation of the molecular orbitals by the electronegative atoms leading to a much

larger separation of the HOMO and LUMO.⁹³ The double-bridgehead nitrogen system, (2.2.2)azacyclazine is isoelectronic with (3.2.2)cyclazine and is similarly a stable system.

Cyclazines can be prepared by cyclisation of bicyclic precursors, for example (3.2.2)cyclazine is prepared via a cycloaddition reaction on indolizine (28.1), or by cyclocondensation.⁹⁴



Exercises

Straightforward revision exercises (consult Chapter 28):

- At what position(s) does indolizine undergo electrophilic substitution? Why that position(s)?
- At what position does indolizine undergo strong base deprotonation?
- How could 2-methylpyridine be converted into 3-methylindolizine?
- What would be the product of reacting 2-aminopyridine with methyl bromoacetate?
- Draw resonance contributors to the quinolizinium cation to rationalise the position at which nucleophiles add to it.
- Is pyrrolizine aromatic? If so, how many electrons are there in the aromatic π -system?

More advanced exercises:

- Suggest a structure for the final, monocyclic product of the following sequence: quinolizinium bromide with LiAlH_4 and then H_2/Pd giving $\text{C}_9\text{H}_{13}\text{N}$.
- Write down the structures of intermediates in the following synthesis of the quinolizinium cation: 2-methylpyridine was reacted with LDA , then $\text{EtO}(\text{CH}_2)_2\text{CH}=\text{O}$ to give $\text{C}_{11}\text{H}_{17}\text{NO}_2$, which was heated with HI ($\rightarrow \text{C}_9\text{H}_{12}\text{NO}^+ \text{I}^-$); this salt was then heated with Ac_2O ($\rightarrow \text{C}_9\text{H}_{10}\text{N}^+ \text{I}^-$) and this finally heated with Pd-C to afford quinolizinium iodide.
- Which indolizines would be formed from the following combinations: (i) 2-picoline with: (a) $\text{BrCH}_2\text{COMe}/\text{NaHCO}_3$, (b) $\text{MeCHBrCHO}/\text{NaHCO}_3$? (ii) What would be the products if the 2-picoline was replaced by 2-aminopyridine?
- Deduce the structures of intermediates and final product in the following sequence: 5-methoxy-2-methylpyridine reacted with $\text{KNH}_2/i\text{-AmONO}$ $\rightarrow \text{C}_7\text{H}_8\text{N}_2\text{O}_2$, then this with Zn/AcOH $\rightarrow \text{C}_7\text{H}_{10}\text{N}_2\text{O}$ and finally this with $\text{HCO}_2\text{Me}/\text{PPE}$ (polyphosphate ester) $\rightarrow \text{C}_8\text{H}_8\text{N}_2\text{O}$.
- Imidazo[1,5-*a*]pyridine, on reaction with aqueous HNO_2 gave 3-(pyridin-2-yl)-1,2,4-oxadiazole. Suggest a mechanism. What product would be obtained by reaction of indolizine with nitrous acid?
- Give the structures of the bicyclic compounds formed by the following reactions: (i) 2-hydrazinothiazole with nitrous acid $\rightarrow \text{C}_3\text{H}_2\text{N}_4\text{S}$; (ii) 2-aminothiazole with BrCH_2COPh $\rightarrow \text{C}_{11}\text{H}_8\text{N}_2\text{S}$.

References

- 'Heterocyclic systems with bridgehead nitrogen atoms' in 'The Chemistry of Heterocyclic Compounds', Vol. 15, Ed. Mosby, W. L. Series Ed. Weissberger, A., Wiley-Interscience, **1961**; 'Special topics in heterocyclic chemistry' in 'The Chemistry of Heterocyclic Compounds', Vol. 30, Series Eds. Weissberger, A. and Taylor, E. C., Wiley-Interscience, **1977**.
- 'The chemistry of the pyrrocolines and the octahydropyrrocolines', Borrowers, E. T. and Holland, D. O., *Chem. Rev.*, **1948**, *42*, 611; 'Advances in indolizine chemistry', Swinbourne, F. J., Hunt, J. H., and Klinkert, G., *Adv. Heterocycl. Chem.*, **1978**, *23*, 103.
- Armarego, W. L. F., *J. Chem. Soc.*, **1964**, 4226.
- Scholtz, M., *Chem. Ber.*, **1912**, *65*, 1718; Kuznetsov, A. G., Bush, A. A. and Babaev, E. V., *Tetrahedron*, **2008**, *64*, 749.
- Rositer, E. D. and Saxton, J. E., *J. Chem. Soc.*, **1953**, 3654; Fuentes, O. and Paudler, W. W., *J. Heterocycl. Chem.*, **1975**, *12*, 379.
- Holland, D. O. and Nayler, J. H. C., *J. Chem. Soc.*, **1955**, 1504.
- Hickman, J. A. and Wibberly, D. G., *J. Chem. Soc., Perkin Trans. 1*, **1972**, 2954.
- Borrowers, E. T., Holland, D. O. and Kenyon, J., *J. Chem. Soc.*, **1946**, 1077; Greci, L. and Ridd, J. H., *J. Chem. Soc., Perkin Trans. 2*, **1979**, 312.
- Lowe, O. G. and King, L. C., *J. Org. Chem.*, **1959**, *24*, 1200.

- 10 Walter, L. A. and Margolis, P., *J. Med. Chem.*, **1967**, *10*, 498.
- 11 Galbraith, A., Small, T., Barnes, R. A. and Boekelheide, V., *J. Am. Chem. Soc.*, **1961**, *83*, 453.
- 12 Windgassen, R. J., Saunders, W. H. and Boekelheide, V., *J. Am. Chem. Soc.*, **1959**, *81*, 1459.
- 13 'Methods for the construction of the indolizine nucleus', Uchida, T. and Matsumoto, K., *Synthesis*, **1976**, 209.
- 14 Chichibabin, A. E., *Chem. Ber.*, **1927**, *60*, 1607.
- 15 Borrow, E. T., Holland, D. O. and Kenyon, J., *J. Chem. Soc.*, **1946**, 1069.
- 16 Bragg, D. R. and Wibberly, D. G., *J. Chem. Soc.*, **1963**, 3277.
- 17 Tielmann P. and Hoenke, C., *Tetrahedron Lett.*, **2006**, *47*, 261.
- 18 Henrick, C. A., Ritchie, E. and Taylor, W. C., *Aust. J. Chem.*, **1967**, *20*, 2467.
- 19 Wei, J., Hu, Y., Li, T. and Hu, H., *J. Chem. Soc., Perkin Trans. 1*, **1993**, 2487.
- 20 Hou, J., Hu, Y. and Hu, H., *Synth. Commun.*, **1998**, *28*, 3397.
- 21 Matsumoto, K., Ogasawara, A., Kimura, S., Hayashi, N. and Machiguchi, T., *Heterocycles*, **1998**, *48*, 861.
- 22 Kim, I., Choi, J., Wo, H. K. and Lee, G. H., *Tetrahedron Lett.*, **2007**, *48*, 6863.
- 23 Seregin, I. V., Schammel, A. W. and Gevorgyan, V., *Org. Lett.*, **2007**, *9*, 3433.
- 24 Yan, B. and Liu, Y., *Org. Lett.*, **2007**, *9*, 4323.
- 25 Fraser, M. *J. Org. Chem.*, **1971**, *36*, 3087; *ibid.*, **1972**, *37*, 3027.
- 26 Paolini, J. P. and Robins, R. K., *J. Org. Chem.*, **1965**, *30*, 4085.
- 27 Chayer, S., Schmitt, M., Collot, V. and Bourignon, J.-J., *Tetrahedron Lett.*, **1998**, *39*, 9685.
- 28 Paolini, J. P. and Robins, R. K., *J. Heterocycl. Chem.*, **1965**, *2*, 53.
- 29 e.g. Cai, L., Cuevas, J., Peng, Y.-Y. and Pike, V. W., *Tetrahedron Lett.*, **2006**, *47*, 4449.
- 30 Paudler, W. W. and Helmick, L. H., *J. Org. Chem.*, **1968**, *33*, 1087.
- 31 Paudler, W. W. and Shin, H. G., *J. Org. Chem.*, **1968**, *33*, 1638; Guildford, A. J., Tometzki, M. A. and Turner, R. W., *Synthesis*, **1983**, 987.
- 32 Gudmundsson, K. S., Drach, J. C. and Townsend, L. B., *J. Org. Chem.*, **1997**, *62*, 3453.
- 33 Chichibabin, A. E., *Chem. Ber.*, **1924**, *57*, 1168; Kröhnke, F., Kickhöfen, B. and Thoma, C., *ibid.*, **1955**, *88*, 1117.
- 34 Gueiffier, A., *et al.*, *J. Med. Chem.*, **1998**, *41*, 5108.
- 35 Chichibabin, A. E., *Chem. Ber.*, **1924**, *57*, 2092.
- 36 Katritzky, A. R., Xu, Y.-J. and Tu, H., *J. Org. Chem.*, **2003**, *68*, 4935.
- 37 Yadav, J. S., Reddy, B. V. S., Rao, Y. G., Srinivas, M. and Narsaiah, A. V., *Tetrahedron Lett.*, **2007**, *48*, 7717.
- 38 Blackburn, C., Guan, B., Fleming, P., Shiosaki, K. and Tsai, S., *Tetrahedron Lett.*, **1998**, *39*, 3635
- 39 Rousseau, A. L., Matlaba, P. and Parkinson, C. J., *Tetrahedron Lett.*, **2007**, *48*, 4079;
- 40 Adib, M., Mahdavi, M., Noghani, M. A. and Mirzaei, P., *Tetrahedron Lett.*, **2007**, *48*, 7263.
- 41 Shaabani, A., Ebrahim Soleimani, E and Maleki, A., *Tetrahedron Lett.*, **2006**, *47*, 3031.
- 42 Ireland, S. M., Tye, H. and Whittaker, M., *Tetrahedron Lett.*, **2003**, *44*, 4369.
- 43 Umkerer, M., Ross, G., Jäger, N., Burdack, C., Kolb, J., Hu, H., Alvim-Gaston, M. and Hulme, C., *Tetrahedron Lett.*, **2007**, *48*, 2213.
- 44 Bienayme, H. and Bouzid, K., *Angew. Chem., Int. Ed. Engl.*, **1998**, *37*, 2234.
- 45 Fuentes, O. and Paudler, W. W., *J. Heterocycl. Chem.*, **1975**, *12*, 379.
- 46 Bower, J. D. and Ramage, G. R., *J. Chem. Soc.*, **1955**, 2834.
- 47 Paudler, W. W. and Kuder, J. E., *J. Org. Chem.*, **1967**, *32*, 2430.
- 48 Hlasta, D. J. and Silbernagel, M. J., *Heterocycles*, **1980**, *48*, 101.
- 49 Blatcher, P. and Middlemiss, D., *Tetrahedron Lett.*, **1980**, *21*, 2195.
- 50 Moulin, A., Garcia, S., Martinez, J. and Fehrentz, J.-A., *Synthesis*, **2007**, 2667.
- 51 Shibahara, F., Kitagawa, A., Yamaguchi, E. and Murai, T., *Org. Lett.*, **2006**, *8*, 5621.
- 52 Bourdais, J. and Omar, A.-M. M. E., *J. Heterocycl. Chem.*, **1980**, *17*, 555.
- 53 Iwao, M. and Kuraishi, T., *J. Heterocycl. Chem.*, **1977**, *14*, 993.
- 54 Bourdais, J., Rajniakova, O. and Povazanec, F., *J. Heterocycl. Chem.*, **1980**, *17*, 1351.
- 55 Tanji, K., Sasahara, T., Suzuki, J. and Higashino, T., *Heterocycles*, **1993**, *35*, 915; Miki, Y., Yagi, S., Hachiken, H. and Ikeda, M., *ibid.*, **1994**, *38*, 1881.
- 56 Aboul-Fadl, T., Löber, S. and Gmeiner, P., *Synthesis*, **2000**, 1727.
- 57 Krischke, R., Grashy, R. and Huisgen, R., *Justus Liebigs Ann. Chem.*, **1977**, 498.
- 58 Boekelheide, V. and Fedoruk, N. A., *J. Org. Chem.*, **1968**, *33*, 2062.
- 59 Tsuchiya, T., Sashida, H. and Konoshita, A., *Chem. Pharm. Bull.*, **1983**, *31*, 4568.
- 60 Miki, Y., Tasaka, J., Uemura, K., Miyazeki, K. and Yamada, J., *Heterocycles*, **1996**, *43*, 2249.
- 61 'The chemistry of the triazolopyridines', Jones, G. and Sliskovic, D. R., *Adv. Heterocycl. Chem.*, **1983**, *34*, 79.
- 62 Maury, G., Paugam, J.-P. and Paugam, R., *J. Heterocycl. Chem.*, **1978**, *15*, 1041.
- 63 Jones, G. and Sliskovic, D. R., *J. Chem. Soc., Perkin Trans. 1*, **1982**, 967; Jones, G., Mouat, D. J. and Tonkinson, D. J., *ibid.*, **1985**, 2719.
- 64 'Some aspects of azido-tetrazolo isomerisation', Tishler, M., *Synthesis*, **1973**, 123.
- 65 Abarca, B., Ballesteros, R., Jones, G. and Mojarrad, F., *Tetrahedron Lett.*, **1986**, *27*, 3543.
- 66 Finkelstein, B. L., *J. Org. Chem.*, **1992**, *57*, 5538.
- 67 Bower, J. D. and Ramage, G. R., *J. Chem. Soc.*, **1957**, 4506.
- 68 Regitz, M., *Chem. Ber.*, **1966**, *99*, 2918.
- 69 Kauffman, T., Vogt, K., Barck, S. and Schulz, J., *Chem. Ber.*, **1966**, *99*, 2593.
- 70 Wand, Y., Sarris, K., Sauer, D. R. and Djuric, S. W., *Tetrahedron Lett.*, **2007**, *48*, 2237.
- 71 Bourgeois, P., Cantegril, R., Chene, A., Gelin, J., Mortier, J. and Moyrout, J., *Synth. Commun.*, **1993**, *23*, 3195.
- 72 Grenda, V. J., Jones, R. E., Gal, G. and Sletzing, M., *J. Org. Chem.*, **1965**, *30*, 259.
- 73 Polanc, S., Vercek, B., Sek, B., Stanovnik, B. and Tisler, M., *J. Org. Chem.*, **1974**, *39*, 2143.

- ⁷⁴ Huntsman, E. and Balsells, J., *Eur. J. Org. Chem.*, **2005**, 3761.
- ⁷⁵ Paudler, W. W., Chao, C. I. P. and Helmick, L. S., *J. Heterocycl. Chem.*, **1972**, 9, 1157.
- ⁷⁶ Rees, C. W., Stephenson, R. W. and Storr, R. C., *J. Chem. Soc., Chem. Commun.*, **1974**, 941; Beswick, P., Bingham, S., Bountra, C., Brown, T., Browning, K., Campbell, I., Chessell, I., Clayton, N., Collins, S., Corfield, J., Guntrip, S., Haslam, P. C., Lambeth, P., Lucas, F., Mathews, N., Murkit, G., Naylor, A., Pegg, N., Pickup, E. and Player, H., *Bioorg. Med. Chem. Lett.*, **2004**, 14, 5445; Whitehead, A. J., Ward, R. A. and Jones, M. F., *Tetrahedron Lett.*, **2007**, 48, 911.
- ⁷⁷ Svete, J., Stanovnik, B. and Tisler, M., *J. Heterocycl. Chem.*, **1994**, 31, 1259; Turk, C., Golobic, A., Golic, L. and Stanovnik, B., *ibid.*, **1998**, 35, 513.
- ⁷⁸ Minguez, J. M., Castellote, M. L., Vaquero, J. J., Garcia-Navio, J. L., Alvarez-Builla, J. and Castano, O., *J. Org. Chem.*, **1996**, 61, 4655.
- ⁷⁹ Minguez, J. M., Vaquero, J. J., Garcia-Navio, J. L. and Alvarez-Builla, J., *Tetrahedron Lett.*, **1996**, 37, 4263.
- ⁸⁰ Frey, R. R., Curtin, M. L., Albert, D. H., Glaser, K. B., Pease, L. J., Soni, N. B., Bouska, J. J., Reuter, D., Stewart, K. D., Marcotte, P., Bukofzer, G., Li, J., Davidsen, D. K. and Michealides, M. R., *J. Med. Chem.*, **2008**, 51, 3777.
- ⁸¹ Heim-Riether, A. and Healy, J., *J. Org. Chem.*, **2005**, 70, 7331.
- ⁸² Wang, Z., Huynh, H. K., Han, B., Krishnamurthy, R. and Eschenmoser, A., *Org. Lett.*, **2003**, 5, 2067.
- ⁸³ Dolzhenko, A. V., Dolzhenko, A. V. and Chui, W.-K., *Heterocycles*, **2008**, 75, 1575.
- ⁸⁴ '1,2,4-Triazolo[1,5-*a*][1,3,5]triazines (5-azapurines): synthesis and biological activity', Dolzhenko, A. V., Dolzhenko, A. V. and Chui, W.-K., *Heterocycles*, **2006**, 68, 1723.
- ⁸⁵ Aldrich, L. N., Lebois, E. P., Lewis, L. M., Naywajko, N. T., Niswender, C. M., Weaver, C. D., Conn, P. J. and Lindsley, C. W., *Tetrahedron Lett.*, **2009**, 50, 212.
- ⁸⁶ 'Aromatic quinolizines', Thyagarajan, B. S., *Adv. Heterocycl. Chem.*, **1965**, 5, 291; 'Aromatic quinolizines', Jones, G., *ibid.*, **1982**, 31, 1.
- ⁸⁷ Miyadera, T., Ohki, E. and Iwai, I., *Chem. Pharm. Bull.*, **1964**, 12, 1344; Kröhnke, F. and Mörlner, D., *Tetrahedron Lett.*, **1969**, 3441.
- ⁸⁸ Boekelheide, V. and Lodge, J. P., *J. Am. Chem. Soc.*, **1951**, 73, 3681; Glover, E. E. and Jones, G., *J. Chem. Soc.*, **1958**, 3021.
- ⁸⁹ Thyagarajan, B. S. and Gopalakrishnan, P. V., *Tetrahedron*, **1964**, 20, 1051 and **1965**, 21, 945; Forti, L., Gelmi, M. L., Pocar, D. and Varallo, M., *Heterocycles*, **1986**, 24, 1401.
- ⁹⁰ Okamura, W. H. and Katz, T. J., *Tetrahedron*, **1967**, 23, 2941.
- ⁹¹ Jones, G., Ollivierre, H., Fuller, L. S. and Young, J. H., *Tetrahedron*, **1991**, 47, 2851 and 2861.
- ⁹² Mekonnen, B., Crank, G. and Craig, D., *J. Heterocycl. Chem.*, **1997**, 34, 589; Mekonnen, B. and Crank, G., *Tetrahedron*, **1997**, 53, 6959.
- ⁹³ Farquhar, D., Gough, T. T. and Leaver, D., *J. Chem. Soc., Perkin Trans. 1*, **1976**, 341.
- ⁹⁴ Windgassen, R. J., Saunders, W. H. and Boekelheide, V., *J. Am. Chem. Soc.*, **1959**, 81, 1459.

Heterocycles Containing More Than Two Heteroatoms

In systems that contain more than two heteroatoms in the same ring, the trends in properties that this book describes are taken to further extremes. In particular, the additional heteroatoms, in both six- and five-membered systems, lead to a suppression of electrophilic substitution and a slowing of electrophilic addition to nitrogen. On the other hand, further increases in tendencies for nucleophilic substitution and addition, and in the five-membered compounds further increases in acidities of *N*-hydrogen, are found.

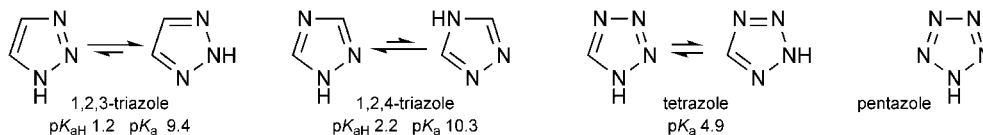
Multi-heteroatom heterocycles are comparatively rare in nature, however in medicinal chemistry they are of very considerable significance, for example analogues of the pyrimidine and purine nucleosides have been extensively studied (see examples in Chapter 33).

29.1 Five-Membered Rings

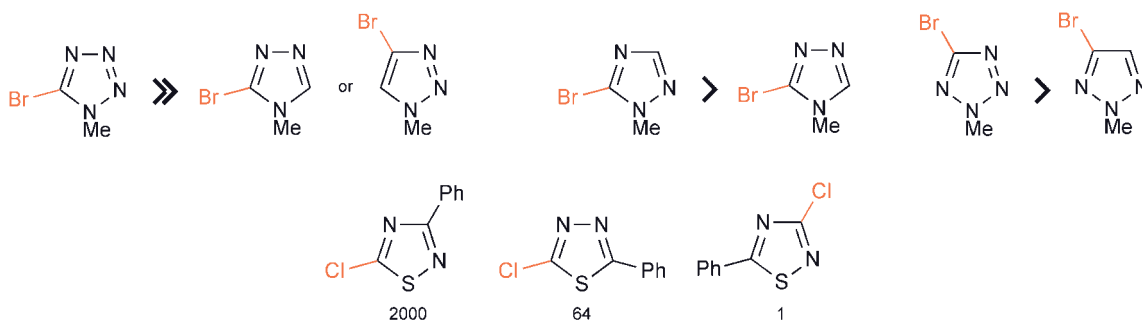
29.1.1 Azoles

The triazoles are numbered to indicate the relative positions of the nitrogen atoms; tetrazole and pentazole are unambiguous names. In considering the chemistry of systems containing three or more nitrogens, stability and therefore safety must always be a consideration, particularly for tetrazoles. 1,2,3-Triazoles are, however, surprisingly stable, when one considers that they contain three directly linked nitrogen atoms, though on flash vacuum pyrolysis at 500 °C, they do lose nitrogen to give 2*H*-azirines, probably *via* the 1*H*-isomer.¹ Benzotriazole is similarly relatively stable and has been distilled *in vacuo* at 200 °C, though explosions have been reported during this process. Although many tetrazoles are relatively stable, some are explosive, often designed as such. The pentazole ring system is only known in a few aryl derivatives that generally decompose (possibly explosively) at or below room temperature,² the most stable being 4-dimethylaminophenylpentazole. The pentazolate anion has been detected by mass spectrometry.³

The additional heteroatoms make these systems less basic, but more acidic than comparable 1,2- and 1,3-azoles. Each is subject to the same kind of tautomerism as discussed for the 1,2- and 1,3-azoles (Chapter 25 Introduction and 24.1.1.1), in which the tautomers are equivalent. Also, in these systems, tautomerism generates different arrangements of imine nitrogen and *N*-hydrogen components.



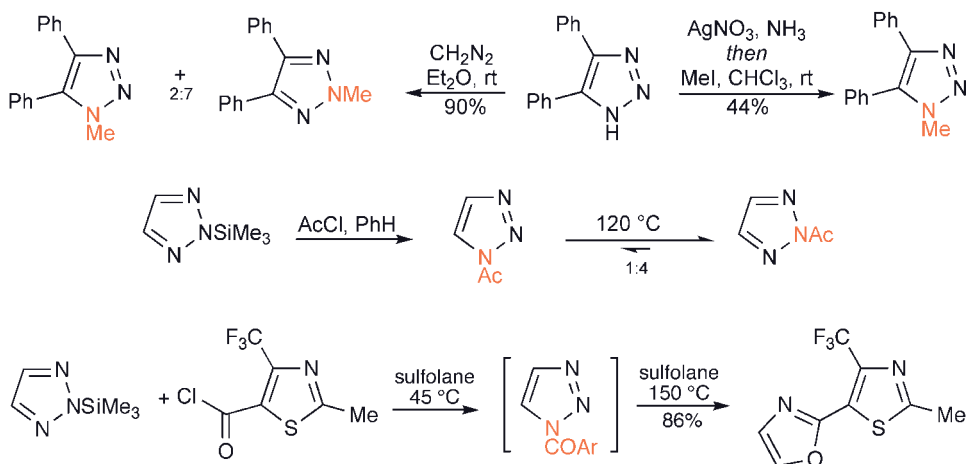
There is a far from complete set of comparisons of relative reactivities⁴ in nucleophilic displacement of halide. From a study of reactions of bromo-*N*-methyl-tetrazoles, -triazoles and -imidazoles with piperidine, it seems that the presence of two doubly bonded nitrogens is necessary to overcome electron release from the singly bonded nitrogen to approach the reactivity of 2-bromopyridine.⁵



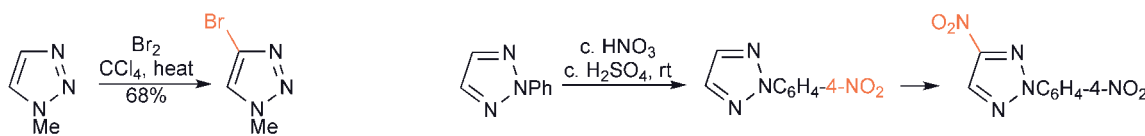
Relative rates of reaction with piperidine in ethanol

29.1.1.1 1,2,3-Triazole⁶

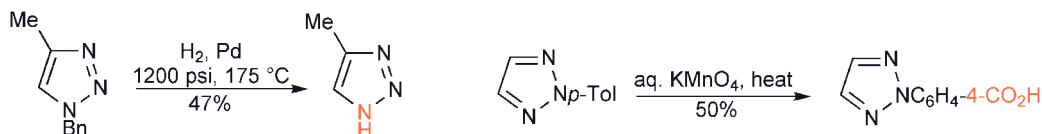
1,2,3-Triazole is fairly resistant to *N*-alkylation under neutral conditions, however both acylations and alkylations involving *N*-anions occur readily, but mixtures of 1- and 2-substituted products are often obtained.^{7,8} Trimethylsilylation produces 2-trimethylsilyl-1,2,3-triazole, and this can be alkylated unambiguously at N-1, with concomitant loss of silicon.⁹ An equilibrium mixture of *N*-acetyl-1,2,3-triazoles contains predominantly the 2-acetyl isomer. The 2*H*-tautomer is also dominant in 1,2,3-triazole itself,¹⁰ which may reflect unfavourable adjacent imine lone-pair/lone-pair interactions in the 1*H*-isomer and is in agreement with calculations that suggest that the 2*H*-isomer is more aromatic.¹¹ Heating in sulfolane at 150 °C converts the *N*-acyl compounds into oxazoles in a synthetically useful transformation.¹²



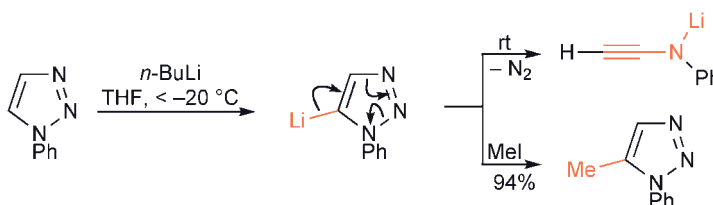
1,2,3-Triazole itself forms a 4,5-dibromo derivative in high yield with bromine at 50 °C.¹³ 1-Methyl-1,2,3-triazole can be mono-brominated at C-4, but the 2-methyl isomer is less reactive, requiring the use of an iron catalyst;¹⁴ the lower reactivity of the latter is probably related to the presence of two imine units. Nitration of 2-phenyl-1,2,3-triazole proceeds first on the benzene ring, but then does bring about hetero-ring substitution.¹⁵



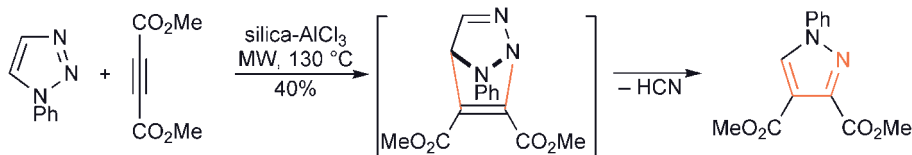
The ring system is relatively resistant to both oxidation and reduction, as exemplified below.¹⁶



N-Substituted 1,2,3-triazoles can be lithiated directly at carbon, but low temperatures must be maintained to avoid ring cleavage by cycloreversion.^{17,18}



4,5-Dibromo-1-methoxymethyl-1,2,3-triazole forms the 5-lithio compound with *n*-butyllithium at $-80\text{ }^\circ\text{C}$ and 4,5-dibromo-2-methoxymethyl-1,2,3-triazole undergoes a comparable exchange.¹⁵ 1-Phenyl-1,2,3-triazoles participate in Diels–Alder cycloadditions with dimethyl acetylenedicarboxylate using aluminium chloride catalysis, producing 1-phenylpyrazoles.¹⁹

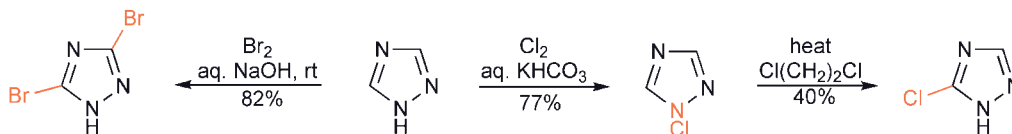


29.1.1.2 1,2,4-Triazole²⁰

N-Alkylations and -acylations generally occur at *N*-1, reflecting the higher nucleophilicity of *N*-*N* systems (cf. 14.1.1.2), however 4-alkyl derivatives can be prepared *via* quaternisation of 1-acetyl-1,2,4-triazole²¹ or the acrylonitrile or crotonitrile adducts²² (note that *N*-1 and *N*-2 are equivalent until substitution occurs). In alkylations of 1,2,4-triazole, generally a ratio of 9 : 1, *N*-1:*N*-3 isomers is present in the crude product, but the minor product is very easily removed; even simple distillation completely separates the isomers, illustrating the very large difference in physical properties between isomers.²³ Direct hydroxymethylation of 3,4-disubstituted 1,2,4-triazoles occurs at *C*-5 by heating with formalin or paraformaldehyde.²⁴



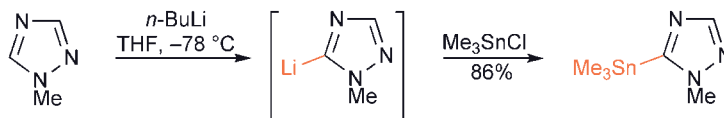
Bromination occurs readily in alkaline solution giving 3,5-dibromo-1,2,4-triazole;²⁵ the 3-monochloro derivative can be obtained by thermal rearrangement of the *N*-chloro isomer;²⁶ an analogous *N*→*C* 1,5-sigmatropic shift followed by tautomerisation converts the 1- into the 3-nitro compound.²⁷



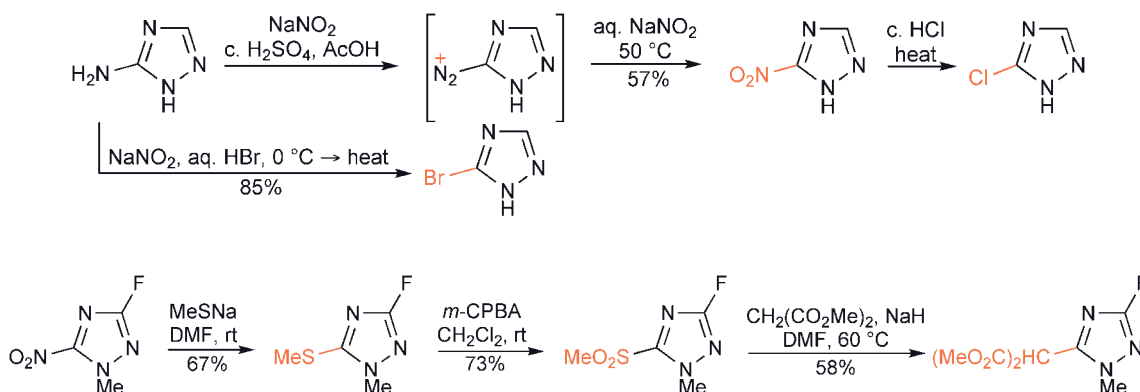
Secondary radical Minisci alkylations of 1-alkyl-1,2,4-triazoles take place at C-5; primary radical substitutions are known in an intramolecular sense.²⁸



C-Lithiations can be easily effected on *N*-1-protected 1,2,4-triazoles, the resulting 5-lithio derivatives being much more stable than *C*-lithiated 1,2,3-triazoles.²⁹ 5-Silylation can even be achieved using triethylamine with trimethylsilyl bromide – deprotonation of an *N*⁺-trimethylsilyl triazolium cation is presumably involved.³⁰ Exactly comparable silylations can be achieved with 2-aryl-1,3,4-oxa- and -thia-diazoles; application of this regime to 1-phenyltetrazole produced phenyl trimethylsilyl carbodiimide in 90% yield!



3-Amino-1,2,4-triazole can be diazotised normally: the resulting diazonium salt has been used for the production of azo dyes, and also loses nitrogen with easy replacement by nucleophiles. The bromo- and nitro-triazoles, which can be thus prepared are themselves substrates for nucleophilic displacement reactions.^{21,31} 5-Bromo and 5-nitro³² groups are good leaving groups in 1-alkyl-1,2,4-triazoles for hetero nucleophiles; for carbon nucleophiles, methylsulfone is a better leaving group.³³

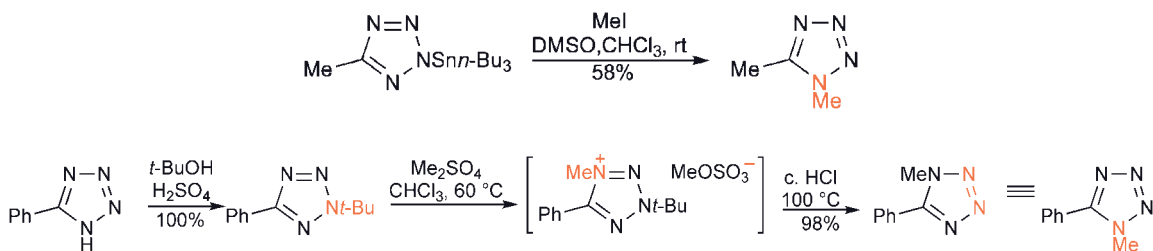


The oxidative desulfurisation of 1,2,4-triazole thiones is a type of reaction common to other electron-deficient nitrogen heterocycles; nitric acid is the oxidant in the example below. The process involves loss of sulfur dioxide from an intermediate sulfinic acid.³⁴

Reactions

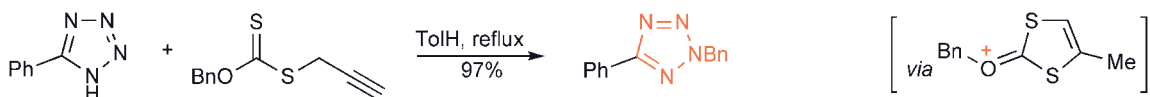
Tetrazoles alkylate and acylate on N-1(4) and/or N-2(3), the regioselectivity depending, in part, on the substituent at C-5. The formation of mixtures is the usual outcome for alkylation and this is a significant problem in medicinal chemistry. Although a range of specifically N-1-substituted tetrazoles are available by ring synthesis, the direct synthesis of N-2-substituted compounds is more problematic.

In some cases, highly regioselective N-1-alkylation can be carried out by first introducing a bulky labile group at N-2, then quaternisation followed by cleavage of the 2-substituent. Both tri-*n*-butylstanyl⁴² and *t*-butyl⁴³ have been used for this purpose.



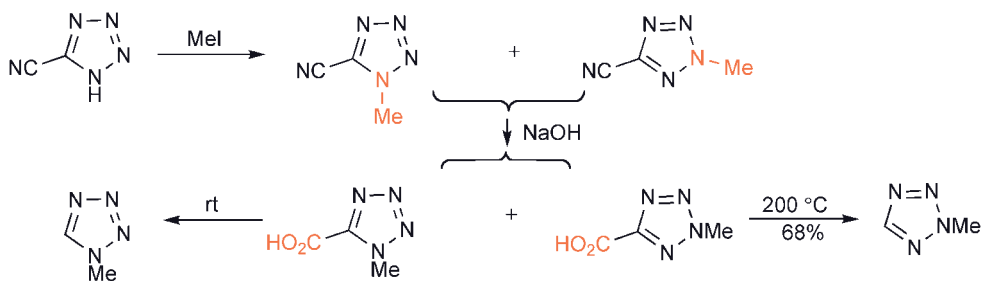
In addition to steric effects, the presence of an electron-withdrawing group at C-5 favours N-2-alkylation. The best directing substituents are 4-nitrophenyl (ratio 5.8:1) and cyano (5.4:1).⁴⁴ Out of a number of 5-thio-substituted tetrazoles, the 4-nitrophenylsulfone is the only one to give highly selective 2-alkylation.⁴⁵

The use of a benzyl dithiocarbonate alkylating agent gives only the 2-benzyl isomer, in very high yield,⁴⁶ while the methyl analogue gives a mixture, although still with very good N-2 selectivity (7:1).⁴⁷

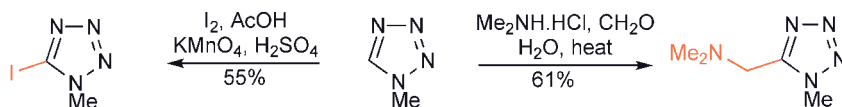


The difference in physical and chemical properties between 1- and 2-substituted tetrazoles can be large. The preparation of pure 2-methyltetrazole *via* alkylation (below) and the lithiation properties described later in this section, nicely demonstrate this differential reactivity, which can be put to good preparative use.

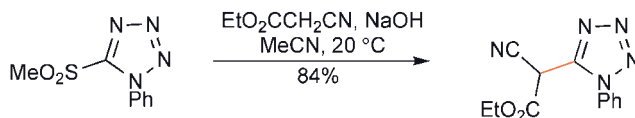
The relatively selective methylation (85:15, N-2:N-1) of 5-cyanotetrazole can be used to prepare pure 2-methyltetrazole by utilising the very large difference in stabilities of 1- and 2-methyltetrazole-5-carboxylic acids. The mixture of methylated nitriles can be hydrolysed to the carboxylate salts and, upon acidification, the 1-methyl acid decarboxylates spontaneously. The resulting 1-methyltetrazole and 2-methyltetrazole-5-carboxylic acid can be easily separated, then the latter decarboxylated at 200 °C to give pure 2-methyl tetrazole.⁴⁸



Remarkably, some *C*-electrophilic substitutions such as bromination, mercuration and even Mannich reactions, but not nitration, can be achieved, though the mechanisms for these substitutions may not be of the conventional type.

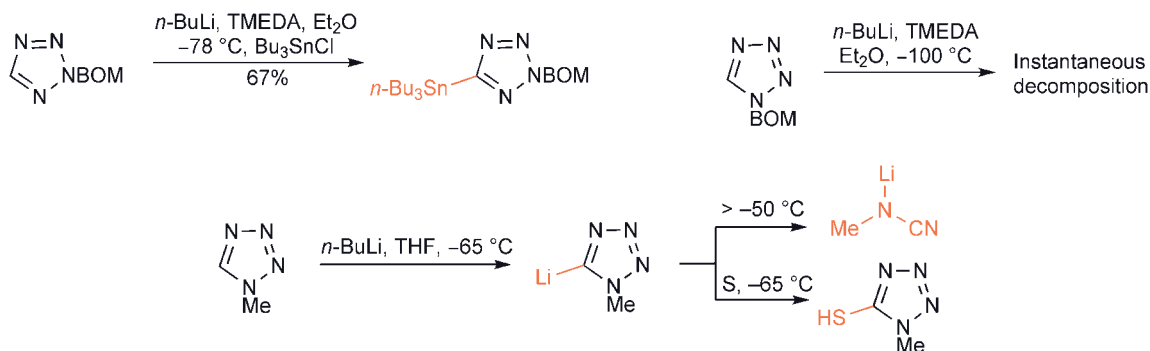


5-Halide and sulfonyl groups in 1-substituted tetrazoles are readily displaced by nucleophiles, methylsulfonyl being more reactive than chlorine.⁴⁹ 5-Bromo-1-methyltetrazole is considerably more reactive than the 2-methyl isomer due to more effective delocalization of the negative charge in the intermediate adduct.⁵⁰

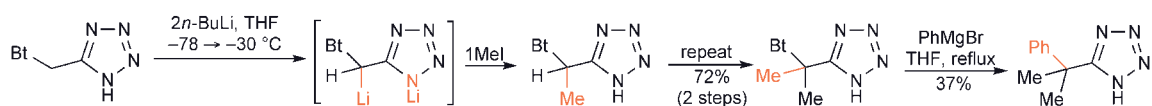


Metalation

C-Lithiation of 1-substituted tetrazoles occurs readily and the resulting lithio derivatives can be trapped with electrophiles, but there is a strong tendency for decomposition of the lithio compounds, which depends on the 1-substituent. 5-Lithiated 2-substituted tetrazoles appear to be significantly more stable than the 1-isomers, as shown below, by a comparison of the two *N*-benzyloxymethyl (BOM)-protected isomers.⁵¹ *p*-Methoxybenzyl can be removed finally by hydrogenation or oxidation with cerium(IV) ammonium nitrate.

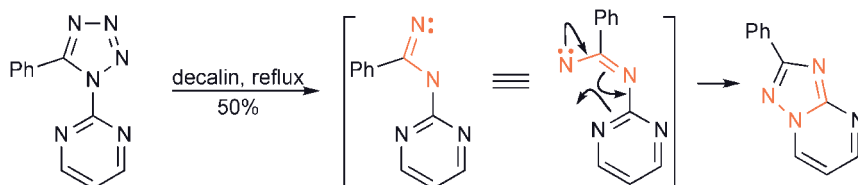


5-Alkyl groups in 1-substituted tetrazoles can be lithiated, but in a 5-alkyl-2-methyl-tetrazole it is the *N*-methyl that is metallated; 5-methyl-2-trityltetrazole lithiates normally at the *C*-methyl. The methylene group in 5-(benzotriazolylmethyl)tetrazole is sufficiently activated that *N*-protection is unnecessary – the benzotriazole can then act as a leaving group for displacement by Grignard reagents (29.3), as shown below.⁵²

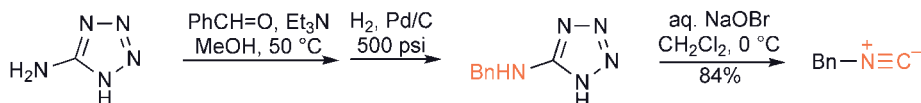


A tetrazole can also act as an *ortho*-directing group, as in the lithiation of 5-phenyltetrazole.^{53,54} A tetrazol-5-yl ether similarly directs *ortho*-metallation, but here the tetrazole migrates from the oxygen to the lithiated carbon.⁵⁵

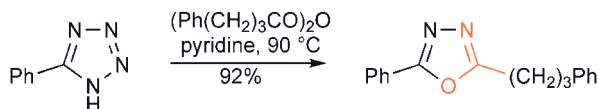
Flash vacuum pyrolysis of 5-aryl-tetrazoles generates aryl-carbenes,⁵⁶ but heating the pyrimidinyl-phenyltetrazole shown below in refluxing decalin (180 °C) results in the formation of an intermediate nitrene, which then cyclises onto the pyrimidine nitrogen, forming a [1,2,4]triazolo[1,5-*a*]-pyrimidine.⁵⁷



Hypobromite oxidation of 5-benzylaminotetrazole provides a useful preparation of benzyl-isonitrile.⁵⁸

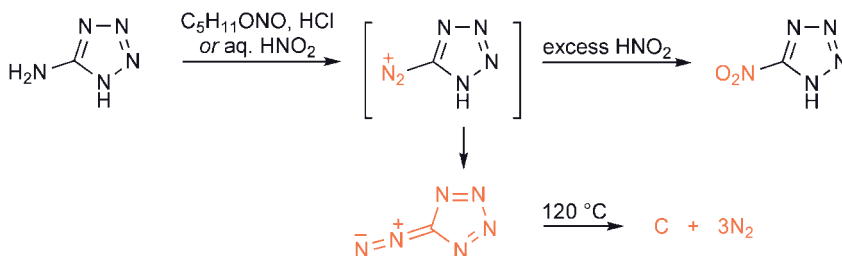


1,3,4-Oxadiazoles are formed on heating tetrazoles with acylating agents, *via* rearrangement of first-formed 2-acyl derivatives.⁵⁹



Diazotization of 5-Aminotetrazole

This is a useful, but very hazardous preparative procedure for a number of 5-substituted tetrazoles⁶⁰ and also, upon treatment with base, diazotetrazole,⁶¹ a source of atomic carbon. *It cannot be overemphasized how dangerous this diazotisation reaction is!* The low limit for possible spontaneous detonation in *water* is between 1 and 5%! Even under very well-controlled conditions, during the synthesis of 5-nitrotetrazole by diazotization in the presence of excess nitrite, microdetonations occur in splashes on the walls of the vessel and often cause significant damage. However, the use of micro flow reactors (cf. 5.3) allow the reaction to be carried out safely.⁶²



29.1.1.4 Pentazoles

The only known pentazoles are *N*-aryl derivatives, the most stable being those bearing an electron-releasing group on the aryl ring, although the pentazolate anion has been detected by mass spectrometry and NMR (see below). 1-(4-Dimethylaminophenyl)pentazole is stable at room temperature for several hours and its structure was determined by X-ray crystallography at 128 K.⁶³ *N*-Aryl-pentazoles are prepared by the reaction of aryl diazoniums with azide anion.

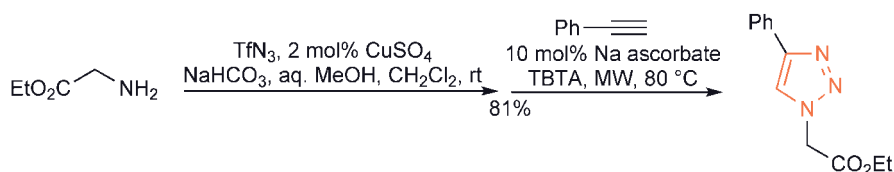
An experimental and theoretical study was based on the preparation and degradation of the tetra-*n*-butylammonium phenolate salt of 1-(4-hydroxyphenyl)pentazole, using ¹⁵N-labelled compounds. Attempted removal of the aryl 'protecting group' by ozonolysis only resulted in degradation of the pentazole ring.⁶⁴ 1-(4-chlorophenyl)pentazole was observed (by ¹⁵N NMR) as an unstable intermediate in the reaction of the aryl diazonium salt with azide to give the aryl azide.⁶⁵ Pentazole (as the zinc derivative) is observed by NMR following ceric ion oxidation of 1-anisylpentazole at -40 °C.⁶⁶

29.1.1.5 Ring Synthesis of Azoles

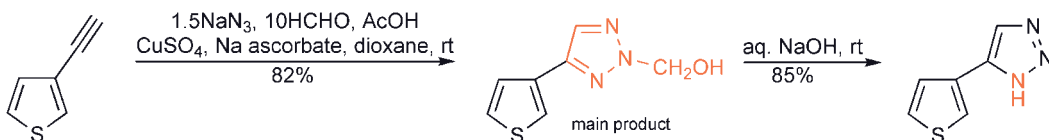
1,2,3-Triazoles

1,2,3-Triazoles are generally prepared by the cycloaddition of an alkyne with an azide, which can be promoted thermally or by metal catalysis.⁶⁷ This cycloaddition reaction of an azide and an alkyne is a typical 'Click' reaction,⁶⁸ that is, a highly efficient and reliable general reaction that can be used for linking moieties for various purposes, such as in combinatorial chemistry. Opinion is divided on whether 'Click' is a useful or necessary concept⁶⁹ but it seems to have become associated, almost synonymously, but incorrectly, solely with this triazole synthesis.

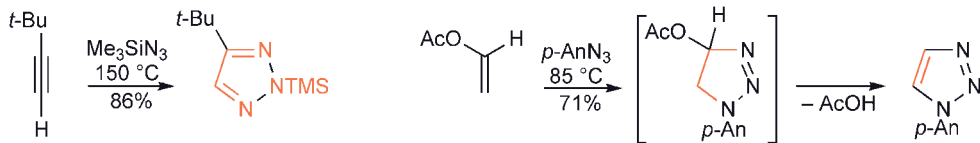
The hazardous nature (see 'Tetrazoles' below) of some alkyl azides limits the method in these cases, however *N*-alkyl- (benzyl) -1,2,3-triazoles can be obtained by preparing the azide *in situ*, for example using a mixture of sodium azide, the alkyne and a benzyl halide;⁷⁰ *in situ* preparation of aryl azides is also feasible.⁷¹ An alternative method in which the alkyl azide is also generated *in situ*, is to use a diazo transfer to a primary amine; the diazo transfer requires Cu(II) and the cycloaddition needs Cu(I) so a reducing agent is added together with the alkyne following the first phase.⁷²



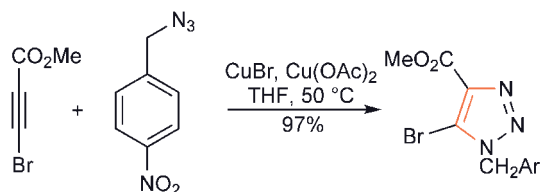
A convenient synthesis, which leads to *N*-hydrogen-1,2,3-triazoles, utilises the stable (and relatively safe) trimethylsilyl azide.⁷³ Alternatively, by conducting a cycloaddition in the presence of formaldehyde, *N*-hydroxymethyl-triazoles are formed (mainly the 2-isomer from isomerisation of initially formed 1-hydroxymethyl-triazole) from which *N*-unsubstituted heterocycles can be easily obtained using base; azidomethanol is formed *in situ* and is the entity that adds to the alkyne.⁷⁴



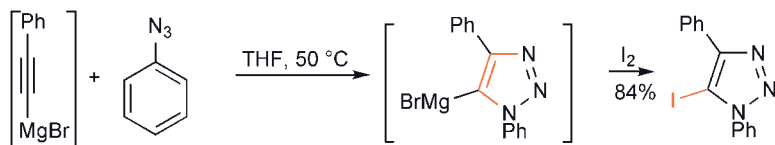
For *C*-unsubstituted 1,2,3-triazoles, rather than using gaseous ethyne, it is much more convenient to use vinyl acetate as starting material; or in general, an enamine, an enol ether⁷⁵ or a vinyl sulfone⁷⁶ as alkyne equivalents.



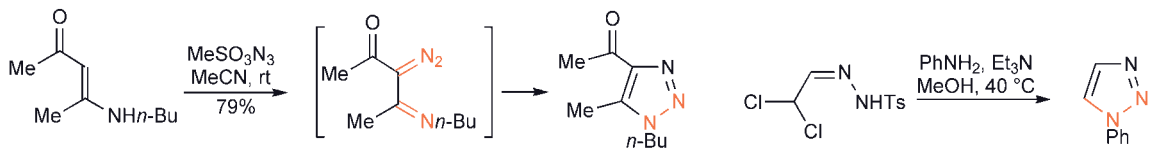
It is now usual to promote these cycloadditions by catalysts:⁷⁷ for example, reaction with *N*-tosylamides, using ruthenium⁷⁸ or copper⁷⁹ catalysts, giving 1-substituted 5- and 4-amino triazoles, respectively; the formation of the 1,4-substitution pattern with copper catalysis⁷⁷ and 1,5-pattern with ruthenium catalysis⁸⁰ seems to be general. The latter metal will also promote addition to internal alkynes.⁸¹



Another variation in which the interaction is between an acetylenic Grignard reagent and the azide, and is probably a stepwise sequence, is shown below, the immediate organometallic product being available for subsequent reaction with an electrophile.⁸²

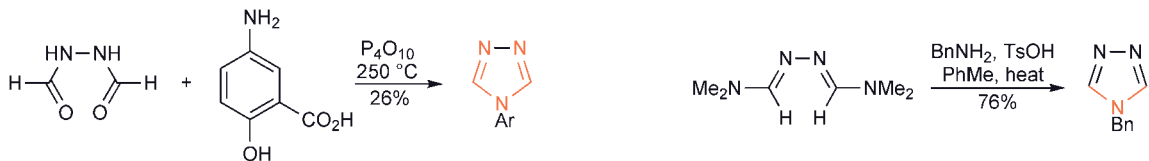


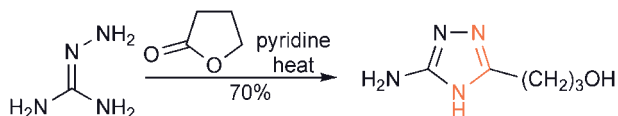
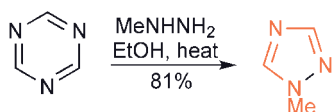
Other useful syntheses of 1,2,3-triazoles include diazo-transfer to enamino-ketones from either sulfonyl azides⁸³ or 3-diazo-oxindole,⁸⁴ and reaction of dichloroacetaldehyde tosylhydrazone with amines, and each of these is illustrated below.⁸⁵



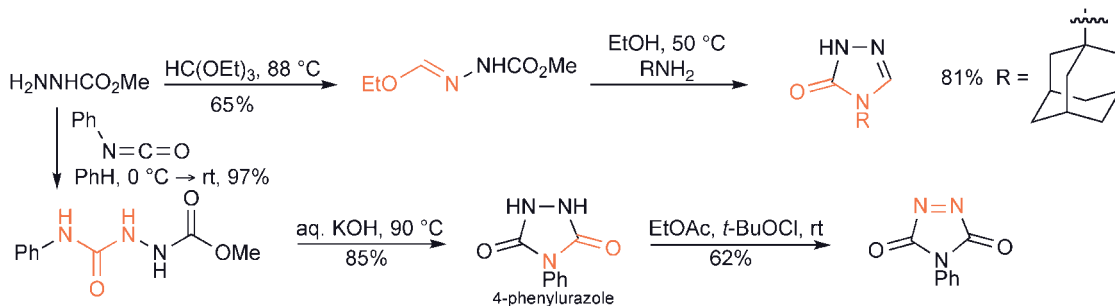
1,2,4-Triazoles

1,2,4-Triazoles are available *via* cyclodehydration reactions of *N,N'*-diacyl-hydrazines with amines, although the conditions are often quite vigorous.⁸⁶ An interesting variant utilises *sym*-triazine (1,3,5-triazine) as an equivalent of $\text{HN}(\text{CHO})_2$.⁸⁷ Condensations of aminoguanidine with esters, or an orthoformate,⁸⁸ give 3-amino-1,2,4-triazoles.⁸⁹

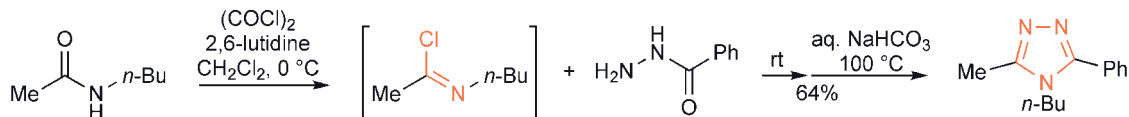




1,2,3-Triazolin-3-ones can be formed from primary amines in reaction with methyl (*E*)-*N*-(ethoxymethylene)hydrazinecarboxylate,⁹⁰ and the synthesis of the much-used 4-phenyl-1,2,4-triazoline-3,5-dione also starts from methyl carbazate, a final oxidation of 4-phenylurazole giving the carmine red crystalline product.⁹¹



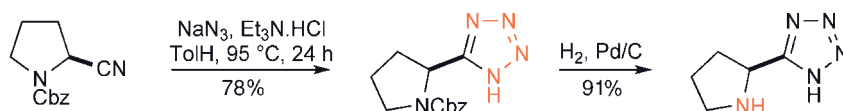
Acyl-hydrazides react with *S*-methyl-isothiouras producing 3-amino-1,2,4-triazoles,⁹² or with imidoyl chlorides⁹³ forming, 1,2,4-triazoles.



Tetrazoles

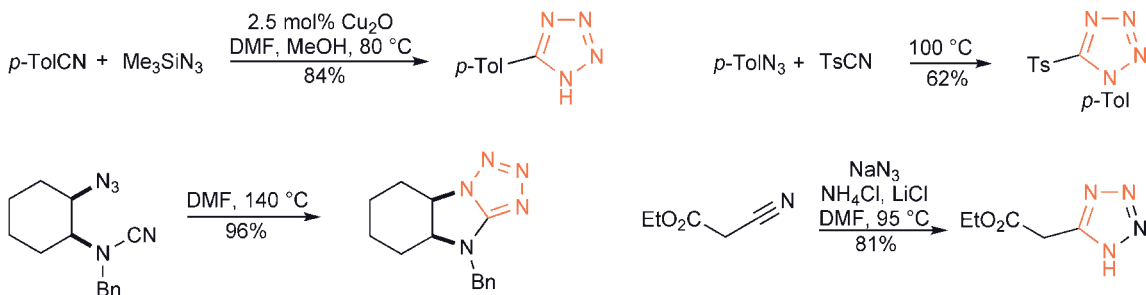
CAUTION: Sodium azide is highly toxic and environmentally damaging. There is also a possibility of forming sensitive explosive azides when certain metals – copper, mercury and, possibly, zinc – are used to catalyse some of the following reactions, and also if they are flushed into drains where they can react with metal pipes.

A procedure for destroying residual sodium azide has been described, as part of a detailed preparation (80 mmol scale) of (*S*)-5-pyrrolidin-2-yltetrazole, a useful enantio-catalyst.⁹⁴

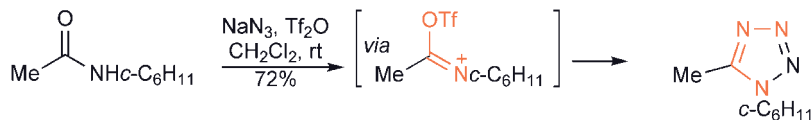


Tetrazoles are usually prepared by the reaction of an azide with a nitrile, or an activated amide; tri-*n*-butyltin azide and trimethylsilyl azide are more convenient and safer reagents than azide anion in some cases; copper(I) oxide catalysis in the trimethylsilyl azide protocol is very efficient for the production of *N*-unsubstituted tetrazoles,⁹⁵ and arylsulfonyl cyanides react with organic azides very efficiently giving rise to 1-substituted 5-arylsulfonyl-tetrazoles.⁹⁶ Zinc bromide can be used to catalyse the reaction between sodium azide and nitriles in hot water.⁹⁷ Intramolecular examples involving cyanamides proceed in hot DMF.⁹⁸ In additions to nitriles, one can include triethylammonium chloride (instead of ammonium chloride)

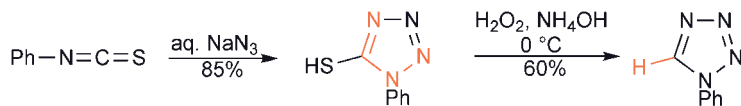
to avoid the possible sublimation of potentially explosive azides;⁹⁹ micelles can also be employed as reaction media.¹⁰⁰



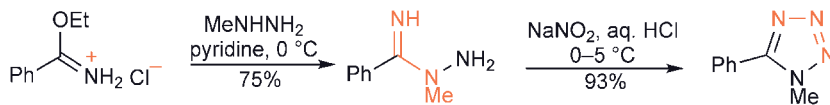
For reaction with azides, amides can be activated with trifluoromethanesulfonic anhydride¹⁰¹ or benzotriazole,¹⁰² or *via* formation of the thioamide,¹⁰³ or by the use of triphenylphosphine with diethyl azodicarboxylate. Alternatively, imidochlorides can be used under phase-transfer conditions.¹⁰⁴



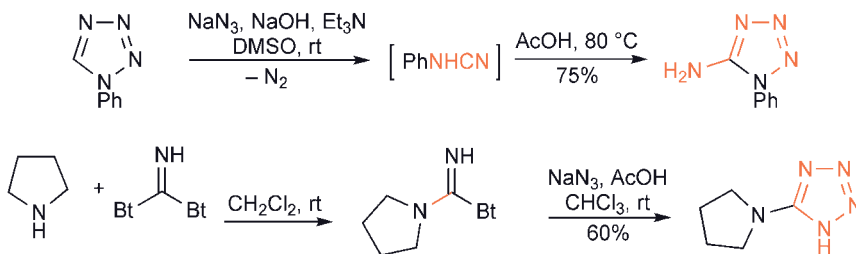
Related methods can be used to prepare 5-hetero-substituted compounds: isonitriles with *N*-halo-succinimides and azide give halo derivatives,¹⁰⁵ aryl isothiocyanates with azide give the 5-thiols,¹⁰⁶ which can be converted into 5-unsubstituted tetrazoles by oxidation with hydrogen peroxide¹⁰⁷ or chromium trioxide.¹⁰⁸



N-Nitrosation of amidrazones is a method that avoids the use of azide and also offers a regiocontrolled synthesis of 1-substituted¹⁰⁹ or 2,5-diaryl-tetrazoles.¹¹⁰

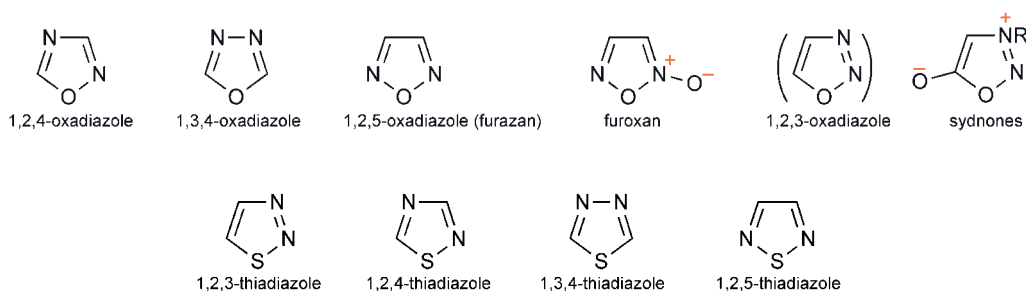


The synthesis of 5-amino-tetrazoles can be achieved *via* the reaction of azide anion with benzotriazolyl-imines.¹¹¹ Another route utilizes *N*-aryl-cyanamides generated *in situ*, from 1-aryl-tetrazoles, with sodium azide.¹¹²

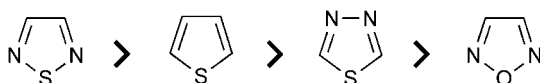


29.1.2 Oxadiazoles and Thiadiazoles

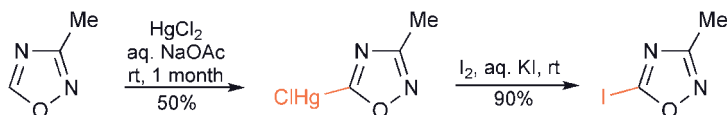
Only one divalent heteroatom can be incorporated into a simple five-membered, aromatic heterocycle. These systems are named with the non-nitrogen atom numbered as 1, and the positions of the nitrogen atoms shown with reference to the divalent atom.



1,2,4-Oxadiazoles,¹¹³ 1,3,4-oxadiazoles¹¹⁴ and 1,2,5-oxadiazoles are well known, but the 1,2,3-oxadiazole system, which calculations indicate to be unstable relative to its ring-open diazo-ketone tautomer,¹¹⁵ is known only as a benzo-fused derivative (in solution) and in mesoionic substances, known as 'sydnones',¹¹⁶ which have been well investigated. 'Furoxans',¹¹⁷ which are formed by the dimerisation of nitrile oxides, have also been extensively studied. 1,2,3-Thiadiazoles, 1,2,4-thiadiazoles,¹¹⁸ 1,3,4-thiadiazoles¹¹⁹ and 1,2,5-thiadiazoles¹²⁰ are all represented by well-characterised compounds. Estimates of aromaticity, based on bonds lengths and NMR data produce the following relative order.¹²¹



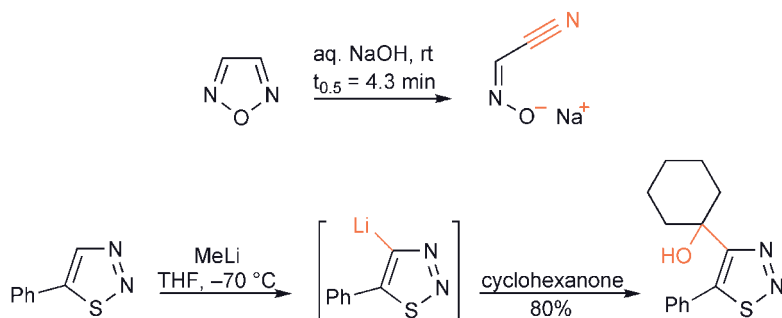
As with the azoles, oxa- and thiadiazoles are very weak bases due to the inductive effects of the extra heteroatoms, although *N*-quaternisation reactions can be carried out. For similar reasons, electrophilic substitutions on carbon are practically unknown, apart from a few halogenations and mercurations¹²² – it is an intriguing paradox that mercurations, with what is generally thought of as a weak electrophile, are often successful in electron-poor heterocycles. Another important difference from other azoles is of course the absence of *N*-hydrogen, so that *N*-anion-mediated reactions are not available.



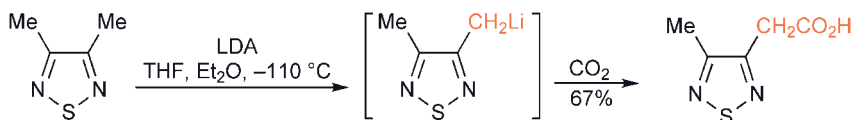
All these systems are susceptible to nucleophilic attack, particularly the oxadiazoles, which often undergo ring cleavage with aqueous acid or base unless both carbon positions are substituted. Similarly, leaving groups are generally displaced easily; there is substantial differential positional reactivity: in both 1,2,4-oxa- and -thiadiazoles a 5-chlorine is displaced much more easily than a 3-chlorine, no doubt due to the more effective stabilisation of the intermediate anionic adduct in the former situation.

Base-catalysed proton exchange occurs readily, but decomposition *via* cycloreversion or β -elimination in the anion often competes,¹²³ for example a 4-aryl-1,2,3-thiadiazole is deprotonated at C-5 by carbonate

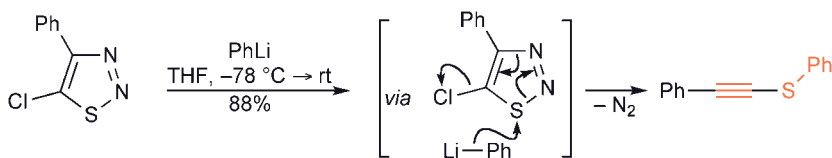
as base, leading firstly, *via* loss of nitrogen, to an arylalkynyl-thiolate,¹²⁴ this being a preferred route for their synthesis.¹²⁵ Direct lithiations at carbon are generally easy,¹²⁶ but the resulting lithio derivatives vary greatly in stability.¹²⁷



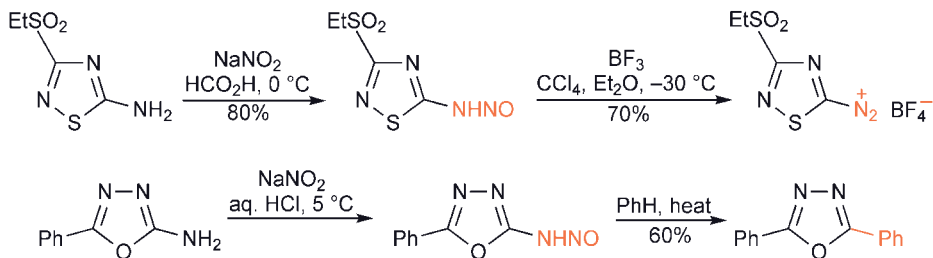
Hydrogens on side-chain alkyl groups are acidified by delocalisation of the charge in the deprotonated species onto ring nitrogens. There is an interesting difference between 1,2,5-oxa- and 1,2,5-thiadiazoles in this context: in the former, smooth metallation of a 3-methyl occurs with *n*-butyllithium, but for the latter, lithium diisopropylamide must be used to avoid competing nucleophilic addition to the sulfur, leading then to ring decomposition.¹²⁸



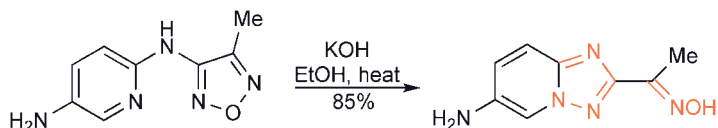
4-Substituted 5-chloro-1,2,3-thiadiazoles react with simple hetero nucleophiles by displacement of the chlorine, but reaction with aryl- and alkylolithiums gives alkynyl-thioethers *via* attack at sulfur and then ring cleavage with loss of nitrogen. A similar ring cleavage occurs, but by a different mechanism, when the 5-unsubstituted analogue is treated with base.¹²⁹



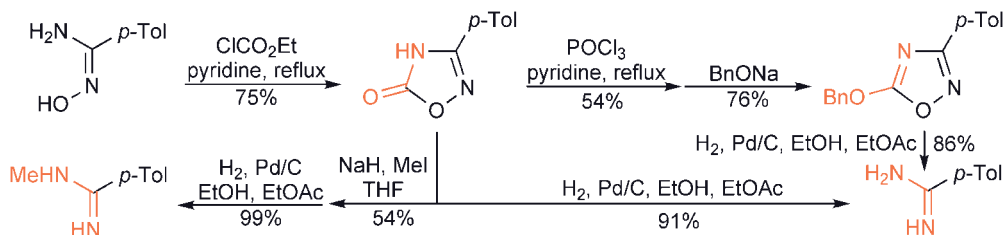
Generally, amines can be diazotised and converted, for example, into halides, but in some cases the intermediate, *N*-nitroso compound is stable, and only then subsequently converted into a diazonium salt by treatment with strong acid – this may reflect the lower stability of a positively charged group attached to an electron-deficient ring.¹³⁰



An interesting and fairly general type of reaction in ring systems such as these is ring interconversion *via* intramolecular attack on nitrogen (cf. 25.8).¹³¹



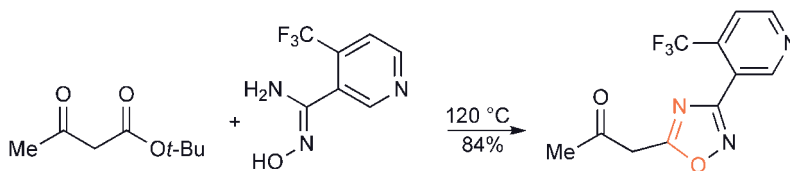
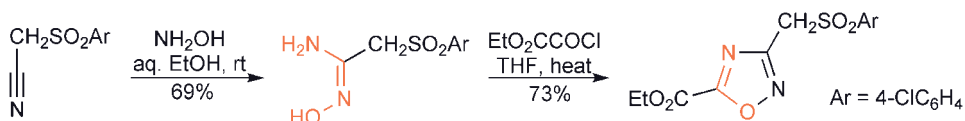
1,2,4-Oxadiazoles are useful as masked amidines, where such strongly basic groups would be incompatible with reaction conditions – the amidine is easily liberated by hydrogenation, as illustrated below.¹³²



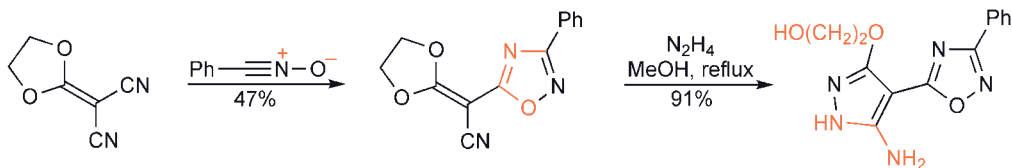
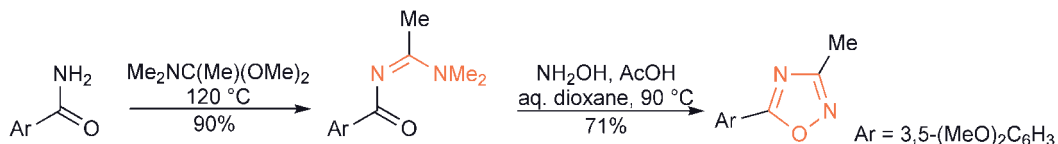
29.1.2.1 Ring Synthesis of Oxadiazoles and Thiadiazoles

1,2,4-Oxadiazoles

1,2,4-Oxadiazoles can be prepared by reaction of amidoximes with activated acids,^{135,136} acid chlorides or anhydrides,¹³⁷ esters¹³⁸ or β -keto-esters.¹³⁹

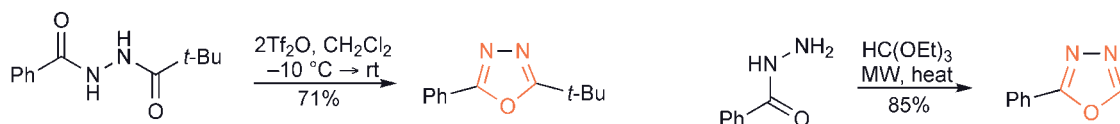


1,2,4-Oxadiazoles can also be prepared from amides *via* acylamidines,¹⁴⁰ or *via* the cycloaddition of nitrile oxides to nitriles, as illustrated.¹⁴¹ 3-Alkylamino-1,2,4-oxadiazoles result from the reaction of *N*-acyl-1-benzotriazolyl-1-carboximidamides with hydroxylamine.¹⁴²

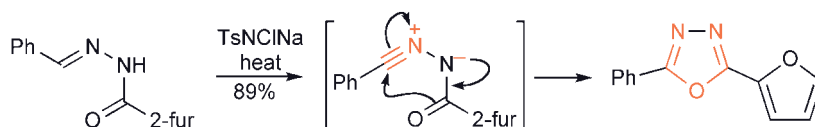


1,3,4-Oxadiazoles

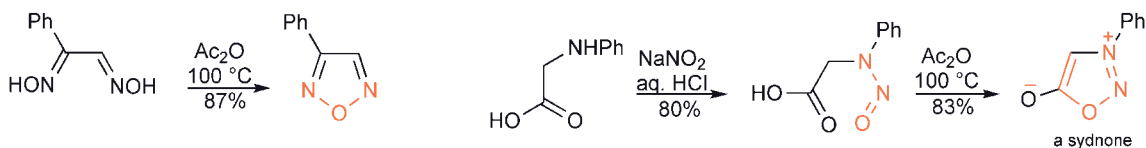
1,3,4-Oxadiazoles are available by cyclodehydration of *N,N'*-diacyl-hydrazines or their equivalents,^{143,144} for example closure of *N*-acyl-thiosemicarbazides generates 2-amino-1,3,4-oxadiazoles.¹⁴⁵ It is possible to conduct the preparation of the *N,N'*-diacyl-hydrazine and the ring closure in one pot, thus reaction of a hydrazide with a trialkyl orthoalkanoate produces 1,3,4-oxadiazoles (2-unsubstituted 1,3,4-oxadiazoles using triethyl orthoformate; 1,3,4-thiadiazoles using P_4S_{10}/Al_2O_3 to effect ring closure)¹⁴⁶ or by treating a hydrazide with an acid with microwave heating and a dehydrating agent,¹⁴⁷ or by a peptide coupling followed by a cyclising dehydration with triphenylphosphine with carbon tetrabromide.¹⁴⁸ Starting from a lower oxidation level, aldehyde *N*-acyl-hydrazone give the aromatic heterocycles on treatment with cerium(IV) ammonium nitrate.¹⁴⁹



These heterocycles are also available from tetrazoles (29.1.1.3) or by oxidative cyclisation of *N*-acyl-hydrazone.¹⁵⁰

**1,2,5-Oxadiazoles**

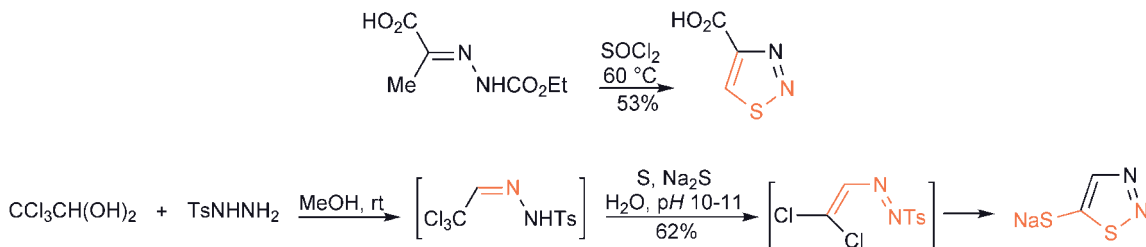
1,2,5-Oxadiazoles result from the dehydration of 1,2-bisoximes.

**Sydnonones**

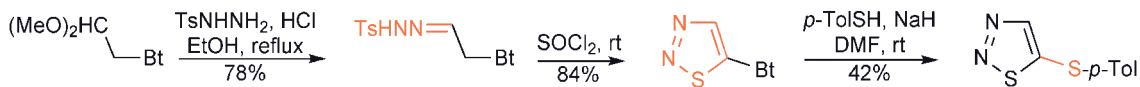
Sydnonones are normally prepared by the dehydration of *N*-nitroso α -amino acids.¹⁵¹

1,2,3-Thiadiazoles

1,2,3-Thiadiazoles are prepared by reaction of a hydrazone, containing an acidic methylene group, with thionyl chloride.^{124,152} The 5-thiol can be prepared by reaction of chloral tosylhydrazone with polysulfide, as indicated below.¹⁵³

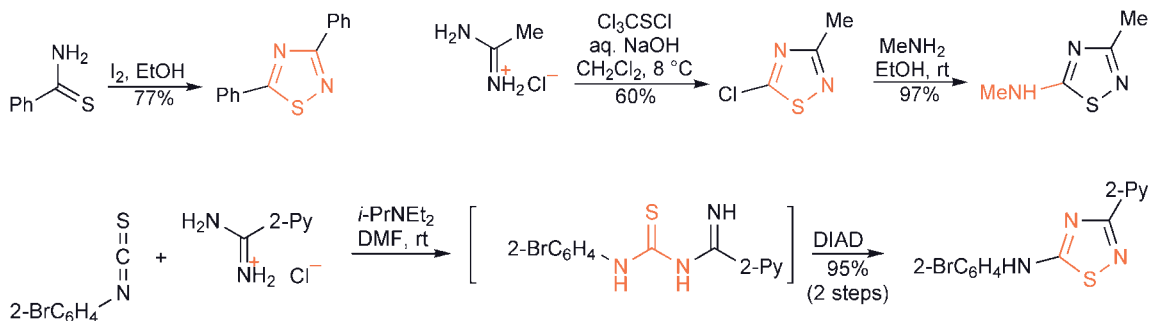


Benzotriazolyl is a useful leaving group for nucleophilic substitutions in 1,2,3-thiadiazoles.¹⁵⁴



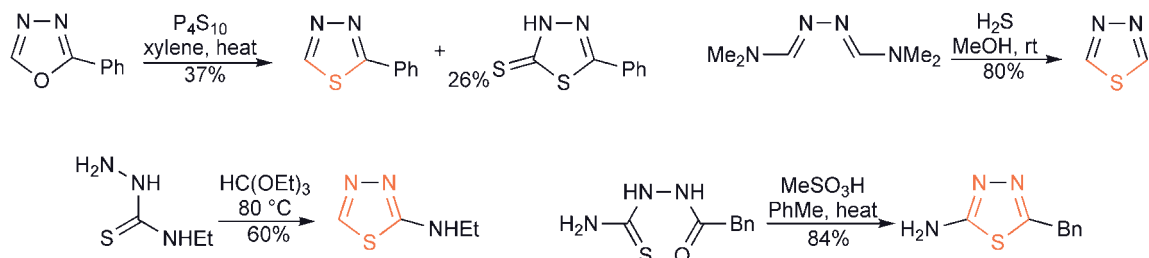
1,2,4-Thiadiazoles

1,2,4-Thiadiazoles carrying identical groups at the 3- and 5-positions are obtained by the oxidation of thioamides;¹⁵⁵ 5-chloro-1,2,4-thiadiazoles result from the reaction of amidines with perchloromethyl mercaptan.¹⁵⁶ 5-Amino-1,2,4-thiadiazoles can be produced by heterocyclisation of thioacylguanidines, using diisopropyl azodicarboxylate, and generated in the same pot from amidines and an isothiocyanate.¹⁵⁷



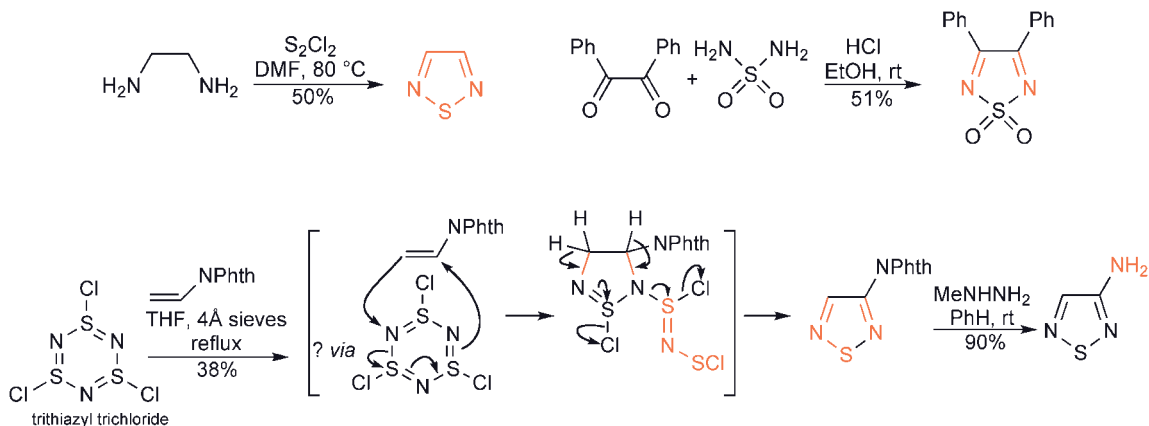
1,3,4-Thiadiazoles

1,3,4-Thiadiazoles are available by a number of convenient general routes including cyclisation of *N,N'*-diacyl-hydrazines, or 1,3,4-oxadiazoles, with phosphorus sulfides.¹⁵⁸ 2-Amino-1,3,4-thiadiazoles are prepared *via* acylation of thiosemicarbazides¹⁵⁹ and the parent compound is easily obtained from hydrogen sulfide and dimethylformamide azine.¹⁶⁰



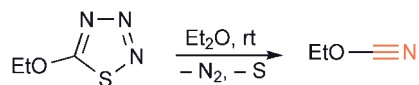
1,2,5-Thiadiazoles

1,2,5-Thiadiazoles can be prepared by the oxidative cyclisation of 1,2-diamines or aminocarboxamides.¹⁶¹ Condensation of sulfamide ($\text{SO}_2(\text{NH}_2)_2$) with 1,2-diketones gives 1,2,5-thiadiazole 1,1-dioxides.¹⁶² A good general method is the reaction of trithiazyl trichloride with activated alkenes and alkynes; this method is also useful for the fusion of a 1,2,5-thiadiazole onto other heterocycles, such as pyrroles. The reaction possibly proceeds *via* cycloaddition to an N-S-N unit in the trithiazine ring.¹⁶³

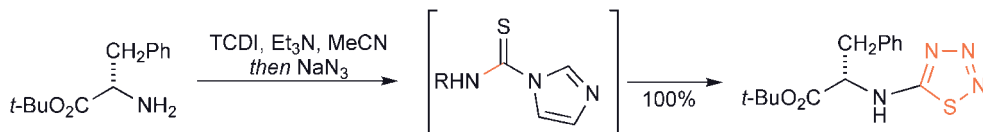


29.1.3 Other Systems

Of the higher aza-compounds, only derivatives of 1,2,3,4-thiazotriazole¹³³ are well defined, but even here alkyl derivatives decompose at or below 0 °C, though 5-aryl and amino derivatives are generally fairly stable. Many other derivatives are, however, dangerously explosive, for example the 5-chloro and 5-thiolate derivatives. The controlled decomposition of 5-alkoxy-1,2,3,4-thiazotriazoles (for example the 5-ethoxy derivative in ether at 20 °C) has been recommended as the best preparation of pure alkyl cyanates; thermal decomposition of 5-aryl compounds gives the corresponding nitrile.¹³⁴

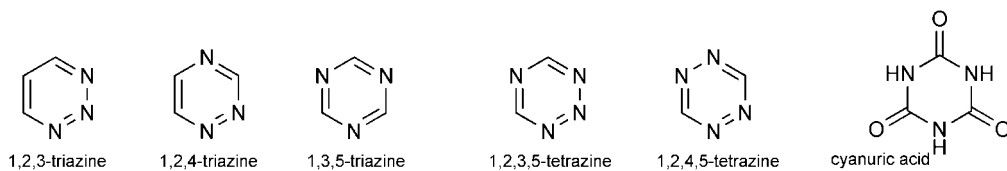


A one-pot conversion of amines into 1,2,3,4-thiazotriazoles, *via* reaction with thiocarbonyldiimidazole and azide, works well for both primary and secondary amines. With simple amines, the intermediate thioimidazolide requires quaternisation with methyl iodide for the final azide reaction, but with amino-acid derivatives, this additional activation is not always necessary.¹⁶⁴



29.2 Six-Membered Rings

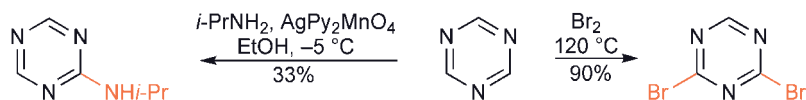
29.2.1 Azines



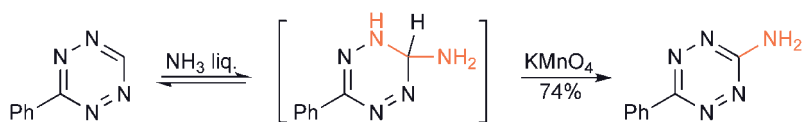
Simple uncharged six-membered aromatic heterocycles cannot contain a divalent heteroatom. The azines are numbered to indicate the relative positions of the nitrogen atoms. 1,2,3,4-Tetrazine, pentazine and hexazine are unknown, however, a number of fused 1,2,3,4-tetrazines, primarily *N*-oxides and *N*-aryl quaternary salts, are known,¹⁶⁵ but of monocyclic compounds, only a few di-*N*-oxides have been prepared.¹⁶⁶ Of the other systems, 1,2,3,5-tetrazine is unknown, although theoretically it could be moderately stable, but fused derivatives include the drug temozolomide (see 33.7). Derivatives of 1,3,5-triazine are very well known and available in large quantities, indeed they are amongst the oldest known heterocycles: the trioxo-compound ('cyanuric acid') was first prepared in 1776 by Scheele by the pyrolysis of uric acid.

The thermal stabilities of the parent systems vary from 1,2,3-triazine, which decomposes at about 200 °C, to 1,3,5-triazine, which is stable to over 600 °C – at this temperature it decomposes to give hydrogen cyanide, of which it is formally a trimer. Melamine (2,4,6-triamino-1,3,5-triazine) is an important industrial intermediate (34.6.2). Its high nitrogen content has led to its illegal misuse in foodstuffs to achieve higher nitrogen analyses.

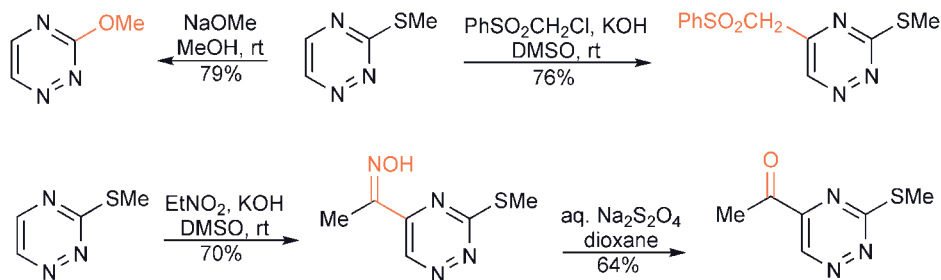
In comparison with the diazines, the inductive effects of the 'extra' nitrogen(s) leads to an even greater susceptibility to nucleophilic attack and, as a result, all the parent systems and many derivatives react with water, in acidic or basic solution. Similarly, simple electrophilic substitutions do not occur; some apparent electrophilic substitutions, such as the bromination of 1,3,5-triazine, probably take place *via* bromide nucleophilic addition to an N⁺-Br triazinium salt.¹⁶⁷ Attempted direct *N*-oxidation of simple tetrazines with the usual reagents generally results in ring cleavage, however it can be achieved satisfactorily with methyl(trifluoromethyl)dioxirane.¹⁶⁸



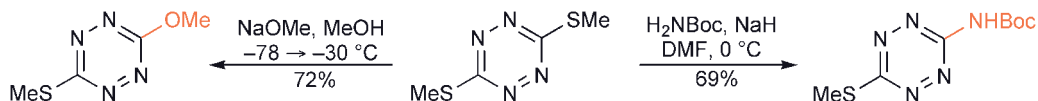
The examples shown are illustrative of the many easy nucleophilic additions to the polyaza-azines: both 3-phenyl-1,2,4,5-tetrazine¹⁶⁹ and 1,3,5-triazine itself¹⁷⁰ add ammonia and simple amines (contrast the requirement for hot sodamide (Chichibabin reaction) for pyridine (8.3.1.2)) and thus amino and alkyamino derivatives can be obtained *via* oxidative trapping with permanganate.



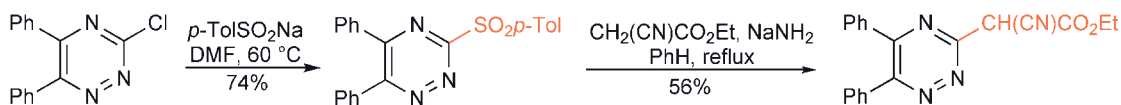
The easy addition at C-5 of 1,2,4-triazines¹⁷¹ is shown by the VNS (3.3.3) reaction of the 3-methylthio derivatives in the absence of activating groups; a closely related addition of nitro-alkanes represents a very useful nucleophilic acylation.¹⁷² The ready displacement of methylthio from the same compound is also significant.¹⁷³



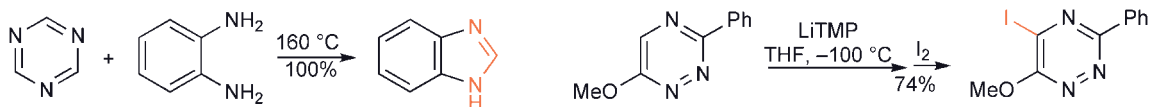
Nucleophilic displacement of methylthio in 1,2,4-triazines and 1,2,4,5-tetrazines by alkoxide and amines is very easy. Mono-displacement can be carried out on 3,6-bis(methylthio)-1,2,4,5-tetrazine, but the reaction using methoxide requires careful control of reaction conditions to avoid formation of the dimethoxy derivative.^{174,175}



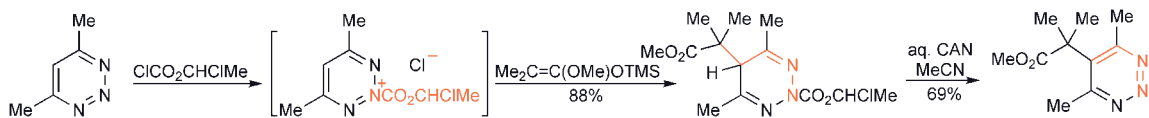
In triazine chemistry, sulfone is a better leaving group than halide for displacement with carbanions.¹⁷⁶



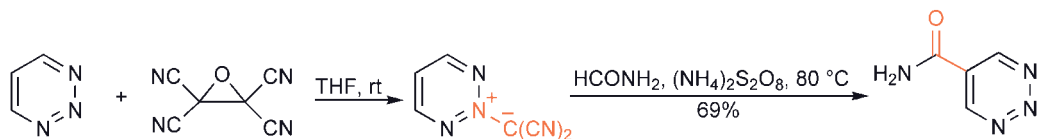
The susceptibility of 1,3,5-triazine to nucleophilic attack with ring opening makes it a synthetically useful equivalent of formate, or formamide, particularly for the synthesis of other heterocycles, such as imidazoles and triazoles¹⁷⁷ (see above). Despite the high susceptibility of 1,2,4-triazines to nucleophilic addition, 3-substituted-6-methoxy-1,2,4-triazines can be successfully lithiated.¹⁷⁸



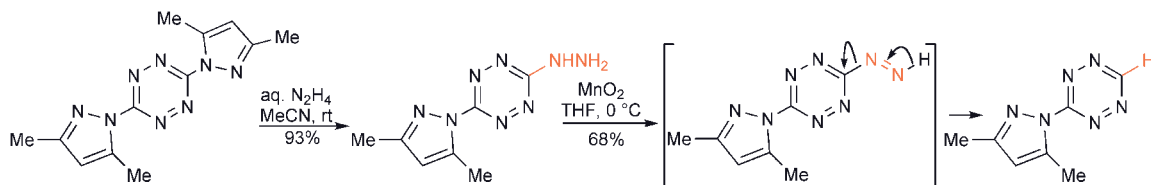
Reaction of 1,2,3-triazine with nucleophiles usually leads to ring opening *via* attack at C-4. However, silyl enol ethers react with chloroformate/1,2,3-triazine salts to give 5-substituted 2,5-dihydro-1,2,3-triazines, which can be re-aromatised using cerium(IV) ammonium nitrate. In this case, initial addition of the electrophile takes place at N-2, leading to the specific activation of C-5.¹⁷⁹



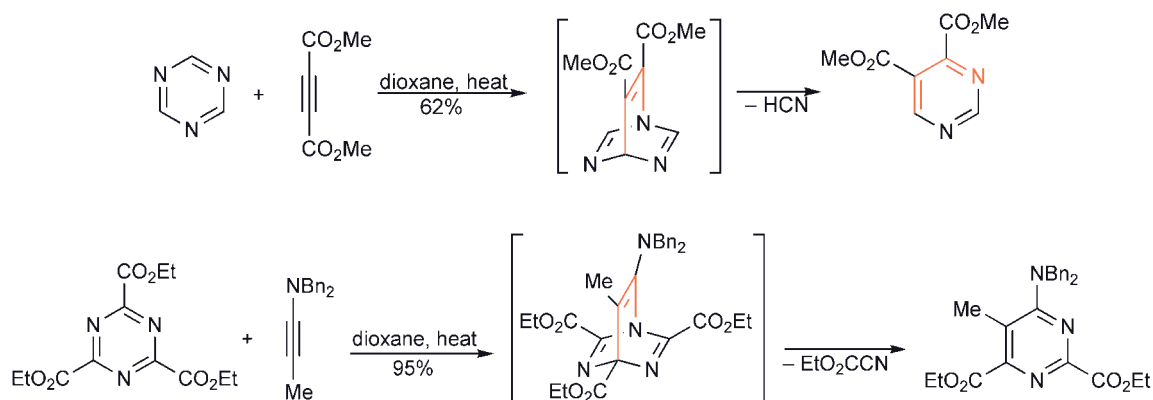
An interesting variant of the Minisci reaction has been reported for 1,2,3-triazine, which is unstable to the usual acidic conditions: here, activation of the heterocycle to attack by the nucleophilic radical is brought about by the agency of a dicyanomethine ylide.¹⁸⁰



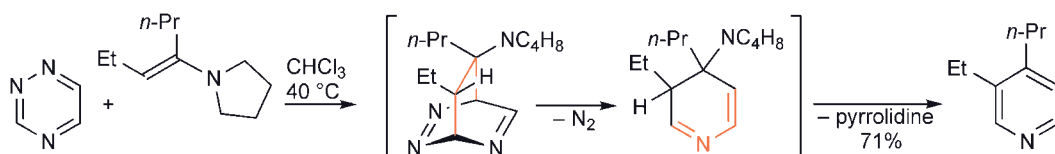
The reductive removal of hydrazine substituents under oxidising conditions from azines and some azoles is conceptually related to oxidative removal of thiols (e.g. 29.1.1.2). In this case, the intermediacy of a diimide seems likely, as illustrated below.¹⁸¹



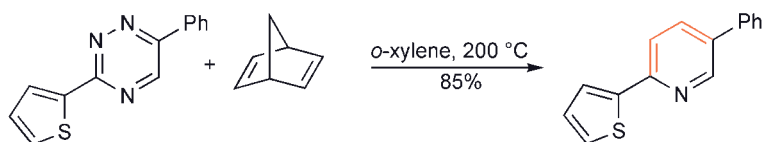
Probably the most useful and general reaction of all these systems¹⁸² is the inverse-electron-demand Diels–Alder reaction with acetylenes (or equivalents) to produce either pyridines or diazines *via* elimination of hydrogen cyanide, a nitrile or nitrogen.¹⁸³



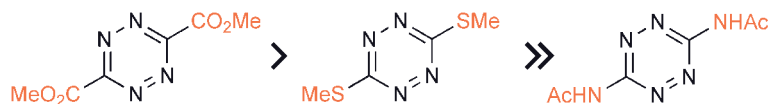
Enamines have most often been used as acetylene equivalents, the amine fragment being lost at a late stage to generate the aromatic heterocycle. Prior synthesis of the enamine is unnecessary: these processes can also be achieved by heating together a ketone, a secondary amine and the heterocycle.¹⁸⁴



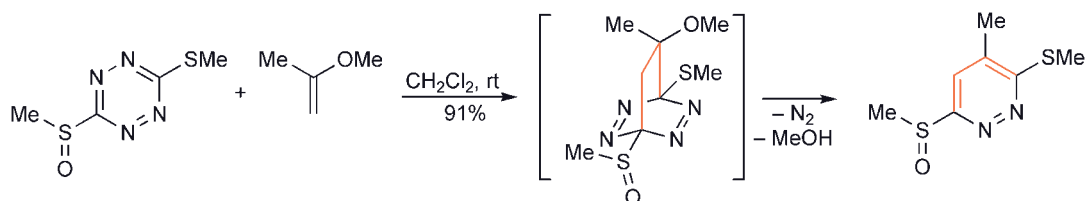
The best equivalent of ethyne itself for these reactions is norbornadiene, cyclopentadiene being lost in the final stage.¹⁸⁵



In reactions of 1,2,4,5-tetrazines, sulfoxide substituents convey a greater reactivity to these inverse-electron-demand process than the corresponding sulfides;¹⁸⁶ similarly, ester groupings increase the reactivity.¹⁸⁷



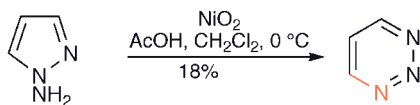
The high regioselectivity of addition to sulfoxide-bearing 1,2,4,5-tetrazines is not, however, what one might anticipate, on the basis of the polarity of the components.



29.2.1.1 Ring Syntheses

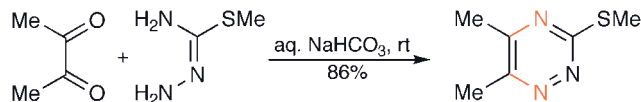
1,2,3-Triazines

Using various reagents, 1,2,3-triazines, including 1,2,3-triazine itself, can be prepared by the oxidation of 1-aminopyrazoles with NiO₂¹⁸⁸ or periodate.¹⁸⁹



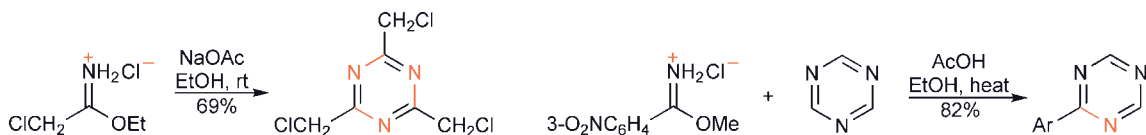
1,2,4-Triazines

1,2,4-Triazines can be prepared by the condensation of amidrazones with diketones^{190,191,192} or of hydrazides with 2-halo-ketones.¹⁸⁵ It is convenient to oxidize 2-hydroxy-ketones to the dicarbonyl component with manganese(IV) oxide, in the presence of the amidrazone, to produce the heterocycles.¹⁹³ Hydrazides can also be utilized with 1,2-diketones, by including an ammonia source in the reagent mix.^{194,195}

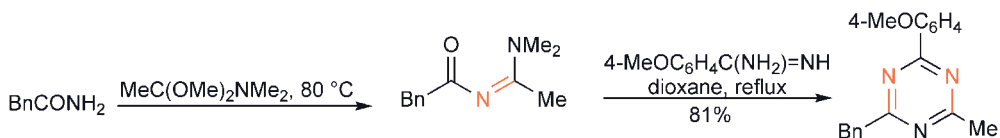


1,3,5-Triazines

1,3,5-Triazines are usually most easily obtained by substitution reactions on 2,4,6-trichloro-1,3,5-triazine,¹⁹⁶ but the ring system can also be synthesised by cyclocondensation reactions. Trimerisation of nitriles¹⁹⁷ (a common industrial method) or imidates¹⁹⁸ gives symmetrically substituted compounds; mono-substituted-1,3,5-triazines can be obtained *via* reaction of imidates with 1,3,5-triazine itself.¹⁹⁹

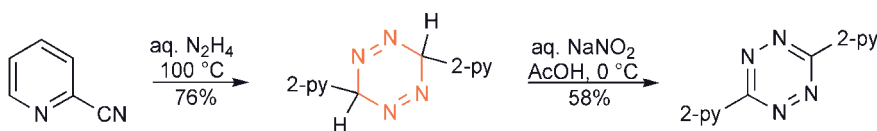


A route that allows the synthesis of 1,3,5-triazines with different substituents at each carbon is exemplified below – an *N'*-acyl-*N,N*-dimethylamidine reacts with an amidine (shown) or guanidine to form a 1,3,5-triazine.²⁰⁰

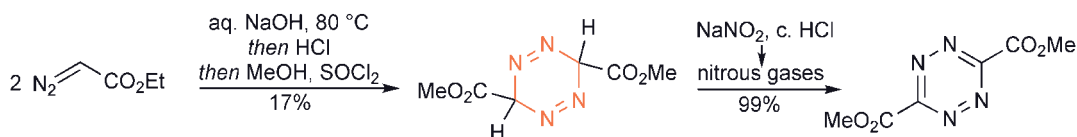


1,2,4,5-Tetrazines

1,2,4,5-Tetrazines can be produced by condensation of hydrazine with carbonyl compounds at acid oxidation level, followed by oxidation of the dihydro products: this generally produces 3,6-identically substituted derivatives, crossed condensation reactions being inefficient.^{160,201}



The much-used dimethyl 1,2,4,5-tetrazine-3,6-dicarboxylate is generated by the dimerisation of ethyl diazoacetate, then oxidation.²⁰²

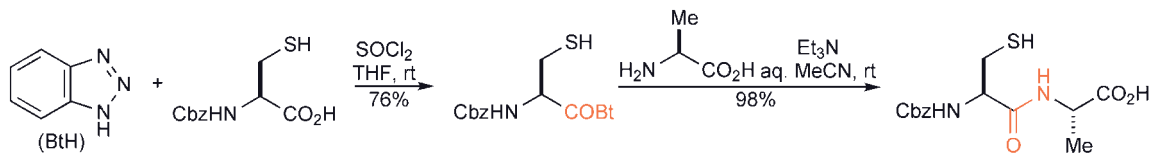


29.3 Benzotriazoles

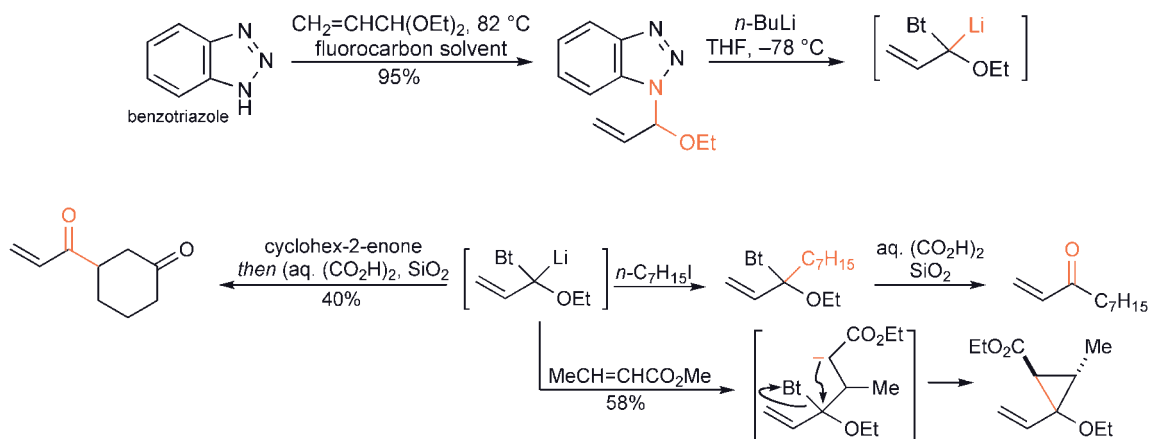
The chemistry of benzotriazole has been developed to the point where it now finds extensive use for heterocyclic²⁰³ and general synthesis.^{204,205,206,207} A useful set of properties give it this role: (i) α -carbanions are stabilised to the same extent as at the benzylic position of a benzene compound; (ii) α -carbocations are also stabilised; (iii) the benzotriazolyl anion is a good leaving group with a combination of good reactivity and stability/ease of handling of the benzotriazole starting materials. Sequential combinations of these reactivities have been applied to the synthesis of a wide variety of molecules – some illustrative examples are shown below.

The starting benzotriazole derivatives are usually prepared from benzotriazole itself by *N*-alkylation with a halide, *N*-acylation with an acid or acid chloride, or *via* reaction with aldehydes or acetals; in each case, these can lead to mixtures of 1- and 2-substituted benzotriazoles; however, the reactivities of the two isomers are similar. For clarity, only reactions of 1-substituted compounds are shown here.

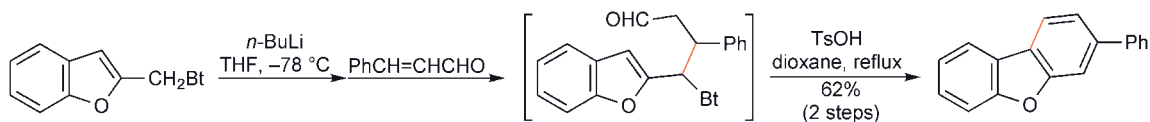
N-Acyl-benzotriazoles, which are stable and easily handled (cf. acid chlorides or anhydrides) and can be prepared from a large variety of acids, including *N*-protected α -amino acids, have been widely used as *N*-, *O*-, *S*- and *C*-acylating agents, for example to make acyl azides.²⁰⁸ The benzotriazole derivatives of *N*-protected- α -amino acids have been extensively developed as agents for peptide coupling.²⁰⁹



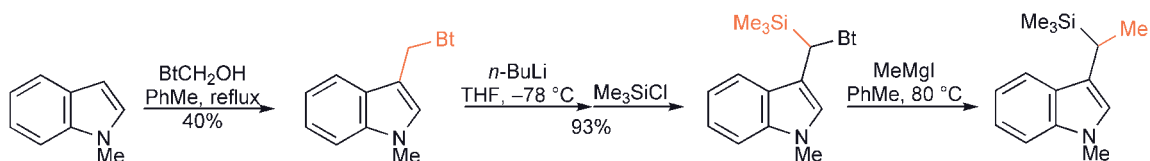
Alkylation of lithiated 1-(1-ethoxyprop-2-enyl)benzotriazole leads to enones after hydrolytic removal of the heterocycle; addition of the lithiated species to cyclohexenone then hydrolytic cleavage of the heterocycle produces an unsaturated 1,4-diketone.²¹⁰ Addition of the same anion to methyl but-2-enoate generates an anion in which the benzotriazole is displaced intramolecularly and a cyclopropane results.²¹¹



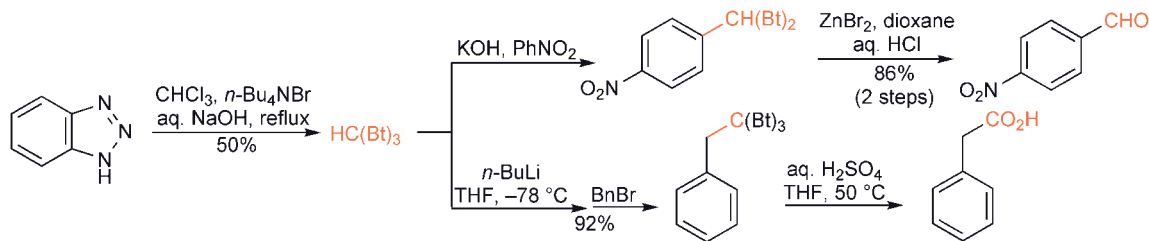
In the next example, the benzotriazole unit facilitates benzylic lithiation and in the final step acts as a leaving group.²¹²



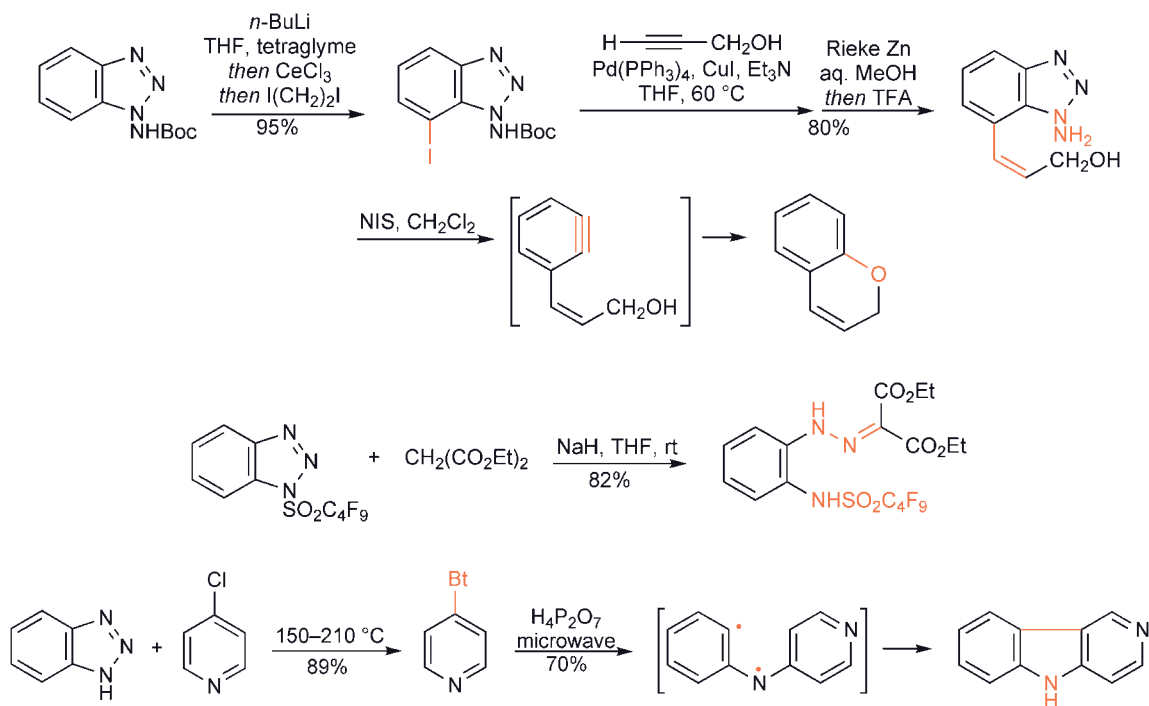
The ability of benzotriazole to stabilise a cation allows 1-hydroxymethylbenzotriazole to alkylate indole; the product can then be lithiated to allow substitution by an electrophile and then finally the benzotriazole unit can be displaced by a Grignard nucleophile.²¹³



Tris(benzotriazol-1-yl)methane anion will add to nitrobenzene in a VNS process in which the benzotriazole unit is both the anion-stabilising unit and also the leaving group;²¹⁴ another use for this compound is illustrated by alkylation of its anion, then hydrolysis, forming an acid.²¹⁵



Benzotriazoles also have interesting reactivity in their own right and can be used to form other heterocyclic compounds *via* various ring cleavage reactions, leading to reactive intermediates, such as benzyne,²¹⁶ aryllithiums,²¹⁷ diradicals²¹⁸ and arylhydrazones,²¹⁹ some illustrated below.



Exercises

- What are the products of the following (Diels–Alder) reactions: (i) 1-pyrrolidinylcyclopentene with: (a) 1,3,5-triazine, (b) 1,2,4-triazine; (ii) 3-phenyl-1,2,4,5-tetrazine with 1,1-diethoxyethene?
- Thiophosgene ($S=CCl_2$) reacts at low temperature with sodium azide to give a product which contains no azide group; on subsequent reaction with methylamine this compound is converted into $C_2H_4N_4S$ – suggest structures.
- What are the products of the reaction of $PhCONH_2$ with DMFDMA then: (a) N_2H_4 and (b) H_2NOH ?
- 1,3,5-Triazine reacts with: (i) aminoguanidine to give 2-amino-1,3,4-triazole and with (ii) diethyl malonate to give ethyl 4-hydroxypyrimidine 5-carboxylate. Write mechanisms for these transformations.

References

- Gilchrist, T. L., Gymer, G. E. and Rees, C. W., *J. Chem. Soc., Perkin Trans. 1*, **1973**, 555; *ibid.*, **1975**, 1.
- ‘Pentazoles’, Ugi, I., *Adv. Heterocycl. Chem.*, **1964**, 3, 373.

- ³ Östmark, H., Wallin, S., Brinck, T., Carlqvist, P., Claridge, R., Hedlund, E. and Yudina, L., *Chem. Phys. Lett.*, **2003**, 379, 539.
- ⁴ Alemagna, A., Bacchetti, T. and Beltrame, P., *Tetrahedron*, **1968**, 24, 3209.
- ⁵ Barlin, G. B., *J. Chem. Soc. (B), Phys. Org.*, **1967**, 641.
- ⁶ '1,2,3-Triazoles', Gilchrist, T. L. and Gymer, G. E., *Adv. Heterocycl. Chem.*, **1974**, 16, 33.
- ⁷ 'Synthesis and reactions of lithiated monocyclic azoles containing two or more hetero-atoms. Part VI: Triazoles, tetrazoles, oxadiazoles and thiadiazoles', Grimmett, M. R. and Iddon, B., *Heterocycles*, **1995**, 41, 1525.
- ⁸ Pederdsen, C., *Acta Chem. Scand.*, **1959**, 13, 888.
- ⁹ Ohta, S., Kawasaki, I., Uemura, T., Yamashita, M., Yoshioka, T. and Yamaguchi, S., *Chem. Pharm. Bull.*, **1997**, 45, 1140.
- ¹⁰ Birkofer, L. and Wegner, P., *Chem. Ber.*, **1967**, 100, 3485.
- ¹¹ Bird, C. W., *Tetrahedron*, **1985**, 41, 1409.
- ¹² Williams, E. L., *Tetrahedron Lett.*, **1992**, 33, 1033.
- ¹³ Iddon, B. and Nicholas, M., *J. Chem. Soc., Perkin Trans. 1*, **1996**, 1341.
- ¹⁴ Hüttel, R. and Welzel, G., *Justus Liebigs Ann. Chem.*, **1955**, 593, 207.
- ¹⁵ Lynch, B. M. and Chan, T.-L., *Can. J. Chem.*, **1963**, 41, 274.
- ¹⁶ Wiley, R. H., Hussung, K. F. and Moffat, J., *J. Org. Chem.*, **1956**, 21, 190; El-Khadem, H., El-Shafei, Z. M. and Meshreki, M. H., *J. Chem. Soc.*, **1961**, 2957.
- ¹⁷ Raap, R., *Can. J. Chem.*, **1971**, 49, 1792.
- ¹⁸ Ghose, S. and Gilchrist, T. L., *J. Chem. Soc., Perkin Trans. 1*, **1991**, 775.
- ¹⁹ Díaz-Ortiz, Á., de Cózar, A., Prieto, P., de la Hoz, A. and Moreno, A., *Tetrahedron Lett.*, **2006**, 47, 8761.
- ²⁰ 'Approaches to the synthesis of 1-substituted 1,2,4-triazoles', Balasubramanian, M., Keay, J. G. and Scriven, E. F., *Heterocycles*, **1994**, 37, 1951.
- ²¹ Olofson, R. A. and Kendall, R. V., *J. Org. Chem.*, **1970**, 35, 2246.
- ²² Horvath, A., *Synthesis*, **1995**, 1183.
- ²³ Bulger, P. G., Cottrell, I. F., Cowden, C. J., Davies, A. J. and Dolling, U.-H., *Tetrahedron Lett.*, **2000**, 41, 1297.
- ²⁴ Ivanova, N. V., Sviridov, S. I., Shorshnev, S. V. and Stepanov, A. E., *Synthesis*, **2006**, 156.
- ²⁵ Kröger, C.-F. and Miethchen, R., *Chem. Ber.*, **1967**, 100, 2250.
- ²⁶ Grinsteins, V. and Strazdina, A., *Khim. Geterotsikl. Soedin.*, **1969**, 5, 1114 (*Chem. Abstr.*, **1970**, 72, 121456).
- ²⁷ Habraken, C. L. and Cohen-Fernandes, P., *J. Chem. Soc., Chem. Commun.*, **1972**, 37.
- ²⁸ Hansen, K. B., Springfield, S. A., Desmond, R., Devine, P. N., Grabowski, E. J. J. and Reider, P. J., *Tetrahedron Lett.*, **2001**, 42, 7353.
- ²⁹ Anderson, D. K., Sikorski, J. A., Reitz, D. B. and Pilla, L. T., *J. Heterocycl. Chem.*, **1986**, 23, 1257; Jutzi, P. and Gilge, K., *J. Organomet. Chem.*, **1983**, 246, 163.
- ³⁰ Zarusniiskii, E. V., Pervak, I. I., Merkulov, A. S., Yurchenko, A. A., Tolmachev, A. A. and Pinchuk, A. M., *Synthesis*, **2006**, 1279.
- ³¹ Browne, E. J., *Aust. J. Chem.*, **1969**, 22, 2251; Bagal, L. I., Pevzner, M. S., Frolov, A. N. and Sheludyakova, N. I., *Khim. Geterotsikl. Soedin.*, **1970**, 259 (*Chem. Abstr.*, **1970**, 72, 11383); Bagal, L. I., Pevzner, M. S., Samarenko, V. Ya. and Egorov, A. P., *ibid.*, 1701 (*Chem. Abstr.*, **1971**, 74, 99948).
- ³² Sano, S., Tanba, M. and Nagao, Y., *Heterocycles*, **1994**, 38, 481.
- ³³ Zumbunn, A., *Synthesis*, **1998**, 1357.
- ³⁴ Kane, J. M., Dalton, C. R., Staeger, M. A. and Huber, E. W., *J. Heterocycl. Chem.*, **1995**, 32, 183; 'Facile desulfurization of cyclic thioureas by hydrogen peroxide', Grivas, S. and Ronne, E., *Acta Chem. Scand.*, **1995**, 49, 225.
- ³⁵ 'Azodicarbonyl compounds in heterocyclic synthesis', Moody, C. J., *Adv. Heterocycl. Chem.*, **1982**, 30, 1; '1,2,4-Triazoline-3,5-diones', Rádl, S., *ibid.*, **1987**, 67, 119.
- ³⁶ Alajarín, M., Cabrera, J., Pastor, A., Sábncnez-Andrada, P. and Bautista, D., *J. Org. Chem.*, **2008**, 73, 963.
- ³⁷ Debledes, O. and Campagne, J.-M., *J. Am. Chem. Soc.*, **2008**, 130, 1562.
- ³⁸ 'Recent advances in tetrazole chemistry', Butler, R. N., *Adv. Heterocycl. Chem.*, **1977**, 21, 323.
- ³⁹ Huynh, M. H. V., Coburn, M. D., Meyer, T. J. and Wetzler, M., *PNAS*, **2006**, 103, 10322.
- ⁴⁰ Hiskey, M. A., *Chem. Eng. News*, **2005**, 83, 5.
- ⁴¹ Hammerl, A., Klapötke, T. M., Mayer, P., Weigand, J. J. and Holl, G., *Propellants, Explosives, Pyrotechnics*, **2005**, 30, 17.
- ⁴² Isida, T., Akiyama, T., Nabika, K., Sisido, K. and Kozima, S., *Bull. Chem. Soc. Jpn.*, **1973**, 46, 2176; Takach, N. E., Holt, E. M., Alcock, N. W., Henry, R. A. and Nelson, J. H., *J. Am. Chem. Soc.*, **1980**, 102, 2968.
- ⁴³ Koren, A. O., Gaponik, P. N., Ivashkevich, O. A. and Kovalyova, T. B., *Mendeleev Commun.*, **1995**, 10.
- ⁴⁴ Spear, R. J., *Aust. J. Chem.*, **1984**, 37, 2453.
- ⁴⁵ Alam, L. M. and Koldobskii, G. I., *Russ. J. Org. Chem.*, **1997**, 33, 1149.
- ⁴⁶ Fauré-Tromeur, M. and Zard, S. Z., *Tetrahedron Lett.*, **1998**, 39, 7301.
- ⁴⁷ Boivin, J., Henriot, E. and Zard, S. Z., *J. Am. Chem. Soc.*, **1994**, 116, 9739.
- ⁴⁸ Moderhack, D. and Lembcke, A., *Chem. Ztg.*, **1984**, 108, 188.
- ⁴⁹ Gol'tsberg, M. A. and Koldobskii, G. I., *Chem. Het. Comps.*, **1996**, 32, 1300.
- ⁵⁰ Barlin, G. B., *J. Chem. Soc. (B)*, **1967**, 641.
- ⁵¹ Bookser, B. C., *Tetrahedron Lett.*, **2000**, 41, 2805.
- ⁵² Katritzky, A. R., Aslan, D., Shcherbakova, I. A., Chen, J. and Belyakov, S. A., *J. Heterocycl. Chem.*, **1996**, 33, 1107.
- ⁵³ Raap, R., *Can. J. Chem.*, **1971**, 49, 2139.
- ⁵⁴ Flippin, L. A., *Tetrahedron Lett.*, **1991**, 32, 6857.
- ⁵⁵ Dankwardt, J. W., *J. Org. Chem.*, **1998**, 63, 3753.
- ⁵⁶ Golden, A. H. and Jones, M., *J. Org. Chem.*, **1996**, 61, 4460; Kumar, A., Narayanan, R. and Shechter, H., *ibid.*, 4462.
- ⁵⁷ Kamala, K., Rao, P. J. and Reddy, K. K., *Bull. Chem. Soc. Jpn.*, **1988**, 61, 3791.
- ⁵⁸ Hoffle, G. and Lange, B., *Org. Synth., Coll. Vol. VII*, **1992**, 27.
- ⁵⁹ Jursic, B. S. and Zdravkovski, Z., *Synth. Commun.*, **1994**, 24, 1575.
- ⁶⁰ Renz, R. N., Williams, M. D. and Fronabarger, J. W., US patent 7253288 (publ. 08/07/2007).

- ⁶¹ Kammula, A. and Shevlin, P. B., *J. Am. Chem. Soc.*, **1974**, *76*, 7830.
- ⁶² Kralj, J. G., Murphy, E. R., Jensen, K. F., Williams, M. D. and Renz, R. 41st AIAA/ASME/SAE/ASEE Joint Propulsion Conference and Exhibit, 10–13 July **2005**, Tucson, Arizona. Paper AIAA 2005-3516.
- ⁶³ Wallis, J. D. and Dunitz, J. D., *J. Chem. Soc., Chem. Commun.*, **1983**, 910.
- ⁶⁴ Benin, V., Kaszynski, P. and Radziszewski, J. G., *J. Org. Chem.*, **2002**, *67*, 1354.
- ⁶⁵ Butler, R. N., Fox, A., Collier, S. and Burke, L. A., *J. Chem. Soc., Perkin Trans. 2*, **1998**, 2243.
- ⁶⁶ Butler, R. N., Stephens, J. C. and Burke, L. A., *Chem. Commun.*, **2003**, 1016.
- ⁶⁷ ‘Click chemistry – what’s in a name? Triazole synthesis and beyond’, Gil, M. V., Arévalo, M. J. and López, O., *Synthesis*, **2007**, 1589.
- ⁶⁸ Kolb, H. C., Finn, M. G. and Sharpless, K. B., *Angew. Chem. Int. Ed.*, **2001**, 2004.
- ⁶⁹ Ball, P., *Chem. World*, **2007**, *4*, issue 4, 46.
- ⁷⁰ Wang, Z.-X. and Zhao, Z.-G., *J. Heterocycl. Chem.*, **2007**, *44*, 89.
- ⁷¹ Andersen, J., Bolvig, S. and Liang, X., *Synlett*, **2005**, 2941.
- ⁷² Beckmann, H. S. G. and Wittman, V., *Org. Lett.*, **2007**, *9*, 1.
- ⁷³ Birkofer, L. and Wegner, P., *Chem. Ber.*, **1966**, *99*, 2512.
- ⁷⁴ Kalisiak, J., Sharpless, K. B. and Fokin, V. V., *Org. Lett.*, **2008**, *10*, 3171.
- ⁷⁵ Roque, D. R., Neill, J. L., Antoon, J. W. and Stevens, E. P., *Synthesis*, **2005**, 2497.
- ⁷⁶ Gao, Y. and Lam, Y., *Org. Lett.*, **2006**, *8*, 3283.
- ⁷⁷ ‘Catalytic azide-alkyne cycloaddition: reactivity and applications’, Wu, P. and Fokin, V. V., *Aldrichimica Acta*, **2007**, *40*, 7.
- ⁷⁸ Oppiliart, S., Mousseau, G., Zhang, L., Jia, G., Thuéry, P., Rousseau, B. and Cintrat, J.-C., *Tetrahedron*, **2007**, *63*, 8094.
- ⁷⁹ IJsselstijn, M. and Cintrat, J.-C., *Tetrahedron*, **2006**, *62*, 3837.
- ⁸⁰ Zhang, L., Chen, X., Xue, P., Sun, H. H. Y., Williams, I. D., Sharpless, K. B., Fokin, V. V. and Jia, G., *J. Am. Chem. Soc.*, **2005**, *127*, 15988.
- ⁸¹ Kuijpers, B. H. M., Dijkmans, G. C. T., Groothuys, S., Quaedflieg, P. J. L. M., Blaauw, R. H., van Delft, F. L. and Rutjes, F. P. J. T., *Synlett*, **2005**, 3059; Majireck, M. M. and Weinreb, S. M., *J. Org. Chem.*, **2006**, *71*, 8680.
- ⁸² Krasinski, A., Fokin, V. V. and Sharpless, K. B., *Org. Lett.*, **2004**, *6*, 1237.
- ⁸³ Romeiro, G. A., Pereira, L. O. R., deSouza, M. C. B. V., Ferreira, V. F. and Cunha, A. C., *Tetrahedron Lett.*, **1997**, *38*, 5103.
- ⁸⁴ Augusti, R. and Kascheres, C., *J. Org. Chem.*, **1993**, *58*, 7079.
- ⁸⁵ Harada, K., Oda, M., Matsushita, A. and Shirai, M., *Heterocycles*, **1998**, *48*, 695.
- ⁸⁶ Bartlett, R. K. and Humphrey, I. R., *J. Chem. Soc., C*, **1967**, 1664.
- ⁸⁷ Grundmann, C. and Rätz, R., *J. Org. Chem.*, **1956**, *21*, 1037.
- ⁸⁸ Zhang, Q., Peng, Y., Wang, X. I., Keenan, S. M., Arora, S. and Welsh, W. J., *J. Med. Chem.*, **2007**, *50*, 749.
- ⁸⁹ Ried, W. and Valentin, J., *Chem. Ber.*, **1968**, *101*, 2117.
- ⁹⁰ Shao, N., Wang, C., Huang, X., Xiao, D., Palani, A., Aslanian, R. and Shih, N.-Y., *Tetrahedron Lett.*, **2006**, *47*, 6743.
- ⁹¹ Cookson, R. C., Gupte, S. S., Stevens, I. D. R. and Watts, C. T., *Org. Synth.*, **1971**, *51*, 121.
- ⁹² Batchelor, D. V., Beal, D. M., Brown, T. B., Ellis, D., Gordon, D. W., Johnson, P. S., Mason, H. J., Ralph, M. J., Underwood, T. J. and Wheeler, S., *Synlett*, **2008**, 2421.
- ⁹³ Lindström, J. and Johansson, M. H., *Synth. Commun.*, **2006**, *36*, 2217.
- ⁹⁴ Aureggi, V., Franckevicius, V., Kitching, M. O., Ley, S. V., Longbottom, D. A., Oelke, A. J. and Sedelmeier, G., *Org. Synth.*, **2008**, *85*, 72.
- ⁹⁵ Jin, T., Kitahara, F., Kamijo, S. and Yamamoto, Y., *Tetrahedron Lett.*, **2008**, *49*, 2824.
- ⁹⁶ Demko, Z. P. and Sharpless, K. B., *Angew. Chem. Int. Ed.*, **2002**, *41*, 2110.
- ⁹⁷ Demko, Z. P. and Sharpless, K. B., *J. Org. Chem.*, **2001**, *66*, 7945.
- ⁹⁸ Demko, Z. P. and Sharpless, K. B., *Org. Lett.*, **2001**, *3*, 4091.
- ⁹⁹ Koguro, K., Oga, T., Mitsui, S. and Orita, R., *Synthesis*, **1998**, 910.
- ¹⁰⁰ Jursic, B. S. and LeBlanc, B. W., *J. Heterocycl. Chem.*, **1998**, *35*, 405.
- ¹⁰¹ Thomas, E. W., *Synthesis*, **1993**, 767.
- ¹⁰² Katritzky, A. R., Cai, C. and Meher, N. K., *Synthesis*, **2007**, 1204.
- ¹⁰³ Lehnhoff, S. and Ugi, I., *Heterocycles*, **1995**, *40*, 801.
- ¹⁰⁴ Artamonova, T. V., Zhivich, A. B., Dubinskii, M. Yu. and Koldobskii, G. I., *Synthesis*, **1996**, 1428.
- ¹⁰⁵ Collibee, W. L., Nakajima, M. and Anselme, J.-P., *J. Org. Chem.*, **1995**, *60*, 468.
- ¹⁰⁶ Lieber, E. and Ramachandran, J., *Can. J. Chem.*, **1959**, *37*, 101.
- ¹⁰⁷ Markgraf, J. H. and Sadighi, J. P., *Heterocycles*, **1995**, *40*, 583.
- ¹⁰⁸ Kauer, J. C. and Sheppard, W. A., *J. Org. Chem.*, **1967**, *32*, 3580.
- ¹⁰⁹ Boivin, J., Husinec, S. and Zard, S. Z., *Tetrahedron*, **1995**, *51*, 11737.
- ¹¹⁰ Chattaway, F. D. and Parkes, G. D., *J. Chem. Soc.*, **1926**, 113.
- ¹¹¹ Katritzky, A. R., Rogovoy, B. V. and Kovalenko, K. V., *J. Org. Chem.*, **2003**, 4941.
- ¹¹² Vorobiov, A. N., Gaponik, P. N., Petrov, P. T. and Ivashkevich, O. A., *Synthesis*, **2006**, 1307.
- ¹¹³ ‘1,2,4-Oxadiazoles’, Clapp, L. B., *Adv. Heterocycl. Chem.*, **1976**, *20*, 65.
- ¹¹⁴ ‘Recent advances in 1,3,4-oxadiazole chemistry’, Hetzheim, A. and Möckel, K., *Adv. Heterocycl. Chem.*, **1966**, *7*, 183.
- ¹¹⁵ Nguyen, M. T., Hegarty, A. F. and Elguero, J., *Angew. Chem., Int. Ed. Engl.*, **1985**, *24*, 713.
- ¹¹⁶ ‘The chemistry of sydnonones’, Stewart, F. H. C., *Chem. Rev.*, **1964**, *64*, 129; Huisgen, R., Grashey, R., Gotthardt, H. and Schmidt, R., *Angew. Chem., Int. Ed. Engl.*, **1962**, *1*, 48.
- ¹¹⁷ ‘Furoxans and benofuroxans’, Gasco, A. and Boulton, A. J., *Adv. Heterocycl. Chem.*, **1981**, *29*, 251; ‘The chemistry of furoxans’, Sliwa, W. and Thomas, A., *Heterocycles*, **1985**, *23*, 399.
- ¹¹⁸ ‘1,2,4-Thiadiazoles’, Kurzer, F., *Adv. Heterocycl. Chem.*, **1982**, *32*, 285.
- ¹¹⁹ ‘Recent advances in the chemistry of 1,3,4-thiadiazoles’, Sandström, J., *Adv. Heterocycl. Chem.*, **1968**, *9*, 165.
- ¹²⁰ ‘The 1,2,5-thiadiazoles’, Weinstock, L. M. and Pollak, P. I., *Adv. Heterocycl. Chem.*, **1968**, *9*, 107.

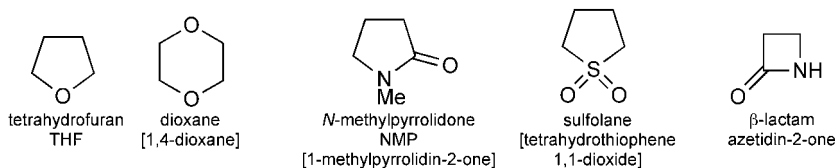
- ¹²¹ Bak, B., Nygaard, L., Pedersen, E. J. and Rastrup-Anderson, J., *J. Mol. Spectrosc.*, **1966**, *19*, 283.
- ¹²² Moussebois, G. and Eloy, F., *Helv. Chim. Acta*, **1964**, *47*, 838.
- ¹²³ Olofson, R. A. and Michelman, J. S., *J. Org. Chem.*, **1965**, *30*, 1854.
- ¹²⁴ Androsov, D. A. and Neckers, D. C., *J. Org. Chem.*, **2007**, *72*, 5368.
- ¹²⁵ Sandrinelli, F., Boudou, C., Caupeñe, C., Averbuch-Pouchot, M.-T., Perrio, S. and Metzner, P., *Synlett*, **2006**, 3289.
- ¹²⁶ Thomas, E. W. and Zimmerman, D. C., *Synthesis*, **1985**, 945.
- ¹²⁷ 'Ring-opening of five-membered heteroaromatic anions', Gilchrist, T. I., *Adv. Heterocycl. Chem.*, **1987**, *41*, 41.
- ¹²⁸ Boger, D. L. and Brotherton, C. E., *J. Heterocycl. Chem.*, **1981**, *18*, 1247.
- ¹²⁹ Voets, M., Smet, M. and Dehaen, W., *J. Chem. Soc., Perkin Trans. 1*, **1999**, 1473.
- ¹³⁰ Goerdeler, J. and Deselaers, K., *Chem. Ber.*, **1958**, *91*, 1025; Goerdeler, J. and Rachwalsky, H., *ibid.*, **1960**, *93*, 2190; Butler, R. N., Lambe, T. M., Tobin, J. C. and Scott, F. L., *J. Chem. Soc., Perkin Trans. 1*, **1973**, 1357.
- ¹³¹ 'Ring transformations of five-membered heterocycles', Vivona, N., Buscemi, S., Frenna, V. and Cusmano, G., *Adv. Heterocycl. Chem.*, **1993**, *56*, 49; Cusmano, G., Macaluso, G. and Gruttadauria, M., *Heterocycles*, **1993**, *36*, 1577.
- ¹³² Bolton, R. E., Coote, S. J., Finch, H., Lowden, A., Pegg, N. and Vinader, M. V., *Tetrahedron Lett.*, **1995**, *36*, 4471.
- ¹³³ '1,2,3,4-Thiaziazoles', Holm, A., *Adv. Heterocycl. Chem.*, **1976**, *20*, 145.
- ¹³⁴ Jensen, K. A. and Holm, A., *Acta Chem. Scand.*, **1964**, *18*, 826.
- ¹³⁵ Liang, G.-B. and Feng, D. D., *Tetrahedron Lett.*, **1996**, *37*, 6627.
- ¹³⁶ Wang, Y., Miller, R. L., Sauer, D. R. and Djuric, S. W., *Org. Lett.*, **2005**, *7*, 925.
- ¹³⁷ Tamura, M., Ise, Y., Okajima, Y., Nishiwaki, N. and Ariga, M., *Synthesis*, **2006**, 3453.
- ¹³⁸ Amarasinghe, K. K. D., Maier, M. B., Srivastava, A. and Gray, J. L., *Tetrahedron Lett.*, **2006**, *47*, 3629.
- ¹³⁹ Du, W., Truong, Q., Qi, H., Guo, Y., Chobanian, H. R., Hagemann, W. K. and Hale, J. J., *Tetrahedron Lett.*, **2007**, *48*, 2231.
- ¹⁴⁰ Lin, Y., Lang, S. A., Lovell, M. F. and Perkinson, N. A., *J. Org. Chem.*, **1979**, *44*, 4160.
- ¹⁴¹ Neidlein, R. and Li, S., *J. Heterocycl. Chem.*, **1996**, *33*, 1943; *idem*, *Synth. Commun.*, **1995**, *25*, 2379.
- ¹⁴² Makara, G. M., Schell, P., Hanson, K. and Moccia, D., *Tetrahedron Lett.*, **2002**, *43*, 5043.
- ¹⁴³ Ainsworth, C., *J. Am. Chem. Soc.*, **1955**, *77*, 1148.
- ¹⁴⁴ Dolman, S. J., Gosselin, F., O'Shea, P. D. and Davies, I. W., *J. Org. Chem.*, **2006**, *71*, 9548.
- ¹⁴⁵ Chekler, E. L. P., Elokda, H. M. and Butera, J., *Tetrahedron Lett.*, **2008**, *49*, 6709.
- ¹⁴⁶ Polshettiwar, V. and Varma, R. S., *Tetrahedron Lett.*, **2008**, *49*, 879.
- ¹⁴⁷ Wang, Y., Sauer, D. R. and Djuric, S. W., *Tetrahedron Lett.*, **2006**, *47*, 105.
- ¹⁴⁸ Rajapakse, H. A., Zhu, H., Young, M. B. and Mott, B. T., *Tetrahedron Lett.*, **2006**, *47*, 4827.
- ¹⁴⁹ Dabiri, M., Salehi, P., Baghbazzadeh, M. and Bahramnejad, M., *Tetrahedron Lett.*, **2006**, *47*, 6983.
- ¹⁵⁰ Jedlovska, E. and Lesko, J., *Synth. Commun.*, **1994**, *24*, 1879.
- ¹⁵¹ Thoman, C. J. and Voaden D. J., *Org. Synth., Coll. Vol. V*, **1973**, 962.
- ¹⁵² Hurd, C. D. and Mori, R. I., *J. Am. Chem. Soc.*, **1955**, *77*, 5359.
- ¹⁵³ Harada, K., Inoue, T. and Yoshida, H., *Heterocycles*, **1997**, *44*, 459.
- ¹⁵⁴ Katritzky, A. R., Tymoshenko, D. O., and Nikonov, G. N., *J. Org. Chem.*, **2001**, *66*, 4045.
- ¹⁵⁵ Cronyn, M. W. and Nakagawa, T. W., *J. Am. Chem. Soc.*, **1952**, *74*, 3693.
- ¹⁵⁶ Goerdeler, J., Groschopp, H. and Sommerlad, U., *Chem. Ber.*, **1957**, *90*, 182.
- ¹⁵⁷ Wu, Y.-J. and Zhang, Y., *Tetrahedron Lett.*, **2008**, *49*, 2869.
- ¹⁵⁸ Ainsworth, C., *J. Am. Chem. Soc.*, **1958**, *80*, 5201.
- ¹⁵⁹ Whitehead, C. W. and Traverso, J. J., *J. Am. Chem. Soc.*, **1955**, *77*, 5872; Kress, T. J. and Costantino, S. M., *J. Heterocycl. Chem.*, **1980**, *17*, 607.
- ¹⁶⁰ Föhlisch, B., Braun, R. and Schultze, K. W., *Angew. Chem., Int. Ed. Engl.*, **1967**, *6*, 361.
- ¹⁶¹ Weinstock, L. M., Davis, P., Handelsman, B. and Tull, R., *J. Org. Chem.*, **1967**, *32*, 2823.
- ¹⁶² Wright, J. B., *J. Org. Chem.*, **1964**, *29*, 1905.
- ¹⁶³ Duan, X.-G., Duan, X.-L. and Rees, C. W., *J. Chem. Soc., Perkin Trans. 1*, **1997**, 2831; Duan, X.-G., Duan, X.-L., Rees, C. W. and Yue, T.-Y., *ibid.*, 2597; Duan, X.-G. and Rees, C. W., *ibid.*, 2695.
- ¹⁶⁴ Ponzio, M. G., Evindar, G. and Batey, R. A., *Tetrahedron Lett.*, **2002**, *43*, 7601.
- ¹⁶⁵ 'Progress in 1,2,3,4-tetrazine chemistry', Churakov, A. M. and Tartakovsky, V. A., *Chem. Rev.*, **2004**, *104*, 2601.
- ¹⁶⁶ Tyurin, A. Y., Churakov, A. M., Strelenko, Y. A., Ratnikov, M. O. and Tartakovsky, V. A., *Russ. Chem. Bull., Int. Ed.* **2006**, *55*, 1648.
- ¹⁶⁷ Grundmann, C. and Kreutzberger, A., *J. Am. Chem. Soc.*, **1955**, *77*, 44.
- ¹⁶⁸ Adam, W., van Barneveld, C. and Golsch, D., *Tetrahedron*, **1996**, *52*, 2377.
- ¹⁶⁹ Counotte-Potman, A. and van der Plas, H. C., *J. Heterocycl. Chem.*, **1981**, *18*, 123.
- ¹⁷⁰ Gulevskaya, A. V., Maes, B. U. W. and Meyers, C., *Synlett*, **2007**, 71.
- ¹⁷¹ 'Behaviour of monocyclic 1,2,4-triazines in reactions with C-, N-, O- and S-nucleophiles', Charushin, V. N., Alexeev, S. G., Chupahkin, O. N. and van der Plas, H. C., *Adv. Heterocycl. Chem.*, **1989**, *46*, 76.
- ¹⁷² Rykowski, A. and Lipinska, T., *Synth. Commun.*, **1996**, *26*, 4409; Rykowski, A., Branowska, D., Makosza, M. and van Ly, P., *J. Heterocycl. Chem.*, **1996**, *33*, 1567.
- ¹⁷³ Makosza, M., Golinski, J. and Rykowski, A., *Tetrahedron Lett.*, **1983**, *24*, 3277; Paudler, W. W. and Chen, T.-K., *J. Heterocycl. Chem.*, **1970**, *7*, 767.
- ¹⁷⁴ Sakya, S. M., Groskopf, K. K. and Boger, D. L., *Tetrahedron Lett.*, **1997**, *38*, 3805.
- ¹⁷⁵ Boger, D. L., Schaum, R. P. and Garbaccio, R. M., *J. Org. Chem.*, **1998**, *63*, 6329.
- ¹⁷⁶ Konno, S., Yokoyama, M., Kaite, A., Yamasuta, I., Ogawa, S., Mizugaki, M. and Yamanaka, H., *Chem. Pharm. Bull.*, **1982**, *30*, 152.
- ¹⁷⁷ 'Synthesis with s-triazine', Grundmann, C., *Angew. Chem., Int. Ed. Engl.*, **1963**, *2*, 309.
- ¹⁷⁸ Plé, N., Turck, A., Quéguiner, G., Glassi, B. and Neunhoeffer, H., *Liebigs Ann. Chem.*, **1993**, 583.
- ¹⁷⁹ Itoh, T., Matsuya, Y., Hasegawa, H., Nagata, K., Okada, M. and Ohsawa, A., *J. Chem. Soc., Perkin Trans. 1*, **1996**, 2511.

- ¹⁸⁰ Nagata, K., Itoh, T., Okada, M., Takahashi, H. and Ohsawa, A., *Heterocycles*, **1991**, 32, 855.
- ¹⁸¹ Chavez, D. E. and Hiskey, M. A., *J. Heterocycl. Chem.*, **1998**, 35, 1329.
- ¹⁸² 'Recent advances and applications in 1,2,4,5-tetrazine chemistry', Saracoglu, N., *Tetrahedron*, **2007**, 63, 4199.
- ¹⁸³ 'Diels-Alder reactions of heterocyclic azadienes: scope and applications', Boger, D. L., *Chem. Rev.*, **1986**, 86, 781; 'Hetero Diels-Alder methodology in organic synthesis', Ch. 10, Boger, D. L. and Weinreb, S. M., Academic Press, **1987**; '1-Azadienes in cycloaddition and multicomponent reactions towards N-heterocycles', Groenendaal, B., Ruijter, E. and Orru, V. A., *Chem. Commun.*, **2008**, 5474.
- ¹⁸⁴ Sainz, Y. F., Raw, S. A. and Taylor, R. J. K., *J. Org. Chem.*, **2005**, 70, 10086.
- ¹⁸⁵ Kozhevnikov, V. N., Ustinova, M. M., Slepukhin, P. A., Santoro, A., Bruce, D. W. and Kozhevnikov, D. N., *Tetrahedron Lett.*, **2008**, 49, 4096.
- ¹⁸⁶ Hamasaki, A., Ducray, R. and Boger, D. L., *J. Org. Chem.*, **2006**, 71, 185.
- ¹⁸⁷ Boger, D. L. and Sakya, S. M., *J. Org. Chem.*, **1988**, 53, 1415.
- ¹⁸⁸ Osawa, A., Kaiho, T., Ito, T., Okada, M., Kawabata, C., Yamaguchi, K. and Igeta, H., *Chem. Pharm. Bull.*, **1988**, 36, 3838; Itoh, T., Nagata, K., Okada, M. and Ohsawa, A., *ibid.*, **1990**, 38, 1524.
- ¹⁸⁹ Mättner, M. and Neunhoeffer, H., *Synthesis*, **2003**, 413.
- ¹⁹⁰ Paudler, W. W. and Chen, T.-K., *J. Heterocycl. Chem.*, **1970**, 7, 767.
- ¹⁹¹ Paudler, W. W. and Barton, J. M., *J. Org. Chem.*, **1966**, 31, 1720.
- ¹⁹² Gehre, A., Stanforth, S. P. and Tarbit, B., *Tetrahedron Lett.*, **2007**, 48, 6974.
- ¹⁹³ Laphookhieo, S., Jones, S., Raw, S. A., Sainz, F. Y. and Taylor, R. J. K., *Tetrahedron Lett.*, **2006**, 47, 3865.
- ¹⁹⁴ Zhao, A., Leister, W. H., Strauss, K. A., Wisnoski, D. D. and Lindsley, C. W., *Tetrahedron Lett.*, **2003**, 44, 1123.
- ¹⁹⁵ Potewar, T. M., Lahoti, R. J., Daniel, T. and Srinivasan, K. V., *Synth. Commun.*, **2007**, 37, 261.
- ¹⁹⁶ 'Recent applications of 2,4,6-trichloro-1,3,5-triazine and its derivatives in organic synthesis', Blotny, G., *Tetrahedron*, **2006**, 62, 9507.
- ¹⁹⁷ Kostas, I. D., Andreadaki, F. J., Medlycott, E. A., Hanan, G. S. and Monflier, E., *Tetrahedron Lett.*, **2009**, 50, 1851.
- ¹⁹⁸ Schaefer, F. W. and Peters, G. A., *J. Org. Chem.*, **1961**, 26, 2778.
- ¹⁹⁹ Schaefer, F. W. and Peters, G. A., *J. Org. Chem.*, **1961**, 26, 2784.
- ²⁰⁰ Chen, C., Dagnino, R. and McCarthy, J. R., *J. Org. Chem.*, **1995**, 60, 8428.
- ²⁰¹ Geldard, J. F. and Lions, F., *J. Org. Chem.*, **1965**, 30, 318.
- ²⁰² Boger, D. L., Panek, J. S. and Patel, M., *Org. Synth.*, **1992**, 70, 79.
- ²⁰³ 'Heterocyclic synthesis with benzotriazole', Katritzky, A. R., Henderson, S. A. and Yang, B., *J. Heterocycl. Chem.*, **1998**, 35, 1123.
- ²⁰⁴ 'Properties and synthetic utility of N-substituted benzotriazoles', Katritzky, A. R., Lan, X., Yang, J. Z. and Denisko, O. V., *Chem. Rev.*, **1998**, 98, 409.
- ²⁰⁵ 'The continuing magic of benzotriazole: an overview of some recent advances in synthetic methodology', Katritzky, A. R., *J. Heterocycl. Chem.*, **1999**, 36, 1501.
- ²⁰⁶ 'Benzotriazole: an ideal synthetic auxiliary', Katritzky, A. R. and Rogovoy, B. V., *Chem. Eur. J.*, **2003**, 9, 4586.
- ²⁰⁷ 'Benzotriazole mediated amino-, amido-, alkoxy- and althio-alkylation', Katritzky, A. R., Manju, K., Singh, S. K. and Meher, N. K., *Tetrahedron*, **2005**, 61, 2555.
- ²⁰⁸ Katritzky, A. R., Widyan, K. and Kirichenko, K., *J. Org. Chem.*, **2007**, 72, 5802.
- ²⁰⁹ Katritzky, A. R., Angrish, P., Hür, D. and Suzuki, K., *Synthesis*, **2005**, 397.
- ²¹⁰ Katritzky, A. R., Zhang, G. and Jiang, J., *J. Org. Chem.*, **1995**, 60, 7589.
- ²¹¹ Katritzky, A. R. and Jiang, J., *J. Org. Chem.*, **1995**, 60, 7597.
- ²¹² Katritzky, A. R., Fali, C. N. and Li, J., *J. Org. Chem.*, **1997**, 62, 8205.
- ²¹³ Katritzky, A. R., Xie, L. and Cundy, D., *Synth. Commun.*, **1995**, 25, 539.
- ²¹⁴ Katritzky, A. R. and Xie, L., *Tetrahedron Lett.*, **1996**, 37, 347.
- ²¹⁵ Katritzky, A. R., Yang, Z. and Lam, J. N., *Synthesis*, **1990**, 666.
- ²¹⁶ Knight, D. W. and Little, P. B., *Tetrahedron Lett.*, **1998**, 39, 5105.
- ²¹⁷ Katritzky, A. R., Zhang, G., Jiang, J. and Steel, P. J., *J. Org. Chem.*, **1995**, 60, 7625.
- ²¹⁸ Molina, A., Vaquero, J. J., Garcia-Navio, J. L., Alvarez-Builla, J., de Pascual-Teresa, B., Gago, F., Rodrigo, M. M. and Ballesteros, M., *J. Org. Chem.*, **1996**, 61, 5587.
- ²¹⁹ Anwar, M. U., Tragl, S., Ziegler, T. and Subramanian, L. R., *Synlett*, **2006**, 627.

Saturated and Partially Unsaturated Heterocyclic Compounds: Reactions and Synthesis

This book is principally concerned with the chemistry of aromatic heterocycles, however mention must be made of the large body of remaining heterocycles, including those with small rings¹ (three- and four-membered). Most of the reactions of saturated and partially unsaturated heterocyclic compounds are so closely similar to those of acyclic or non-heterocyclic analogues that a full discussion is not appropriate in this book, however in this chapter we discuss briefly those aspects in which they do differ – perhaps the most obvious aspect in which they differ from aromatic heterocycles is in having sp^3 hybridised atoms, and consequently the possible exhibition of stereoisomerism.² They exhibit differences from ‘normal’ saturated compounds because they are cyclic, which opens up various possibilities for reactivity, particularly where ring opening is involved, and this is seen mainly in the smaller rings, where strain (energy) is more likely to induce such reactivity.

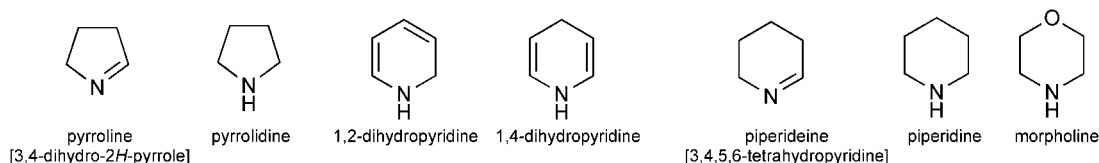
Tetrahydrofuran (THF) and dioxane are well-known solvents for organic reactions. *N*-Methylpyrrolidone (NMP) and sulfolane are useful dipolar aprotic solvents, with characteristics like those of dimethylformamide (DMF) and dimethyl sulfoxide (DMSO). Saturated and partially unsaturated heterocycles occur widely as components of natural products (Chapter 32).



The four-membered β -lactam ring is the essential biologically active component of the penicillin and cephalosporin antibiotics (see 33.6.2). Epoxides (three-membered saturated oxygen-containing rings) are components of epoxy resins and occur in some natural products. Epoxides, because of their alkylating properties, can be carcinogenic – the biologically active metabolites of carcinogenic hydrocarbons are examples. Aziridines (three-membered saturated nitrogen-containing rings) are found, for example, in the mitomycins, anti-tumour agents from *Streptomyces lavendulae*. Thiiranes (three-membered saturated sulfur-containing rings) also occur naturally, as plant products, such as thiirane-2-carboxylic acid, isolated from asparagus.

30.1 Five- and Six-Membered Rings

30.1.1 Pyrrolidines and Piperidines



The main chemical aspect in which compounds with a nitrogen in a five- or six-membered ring differ from their acyclic counterparts is that they can be dehydrogenated to the corresponding aromatic system. Dihydro-aromatic systems naturally show the greatest tendency to aromatise, indeed one of the important reducing coenzymes, NADPH (a 1,4-dihydropyridine), makes use of this tendency – it is a ‘hydride donor’ (32.2.1).

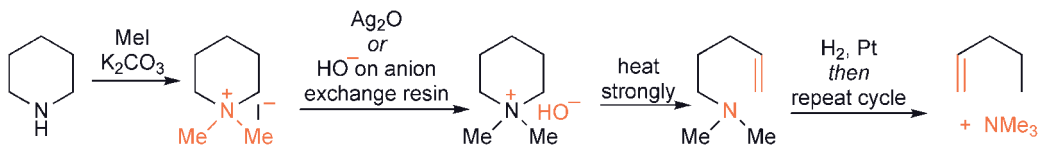
Dihydro compounds are often useful synthetic intermediates showing different reactivity patterns to the parent, aromatic heterocycle. For example, indolines (2,3-dihydroindoles) can be used to prepare indoles with substituents in the carbocyclic ring, *via* electrophilic substitution then aromatisation (20.16.1.17), and similarly, electrophilic substitutions of dihydropyridines, very difficult in simple pyridines, followed by aromatisation, can give substituted pyridines. Dehydrogenation of tetra- and hexahydro-derivatives requires more vigorous conditions.



Pyrrolidine and piperidine are better nucleophiles than diethylamine, principally because the lone pair is less hindered – in the heterocycles the two alkyl ‘substituents’, i.e. the ring carbons, are constrained back and away from the nitrogen lone pair, and approach by an electrophile is thus rendered easier than in diethylamine, where rotations of the C–N and C–C bonds interfere. The pK_{aH} values of pyrrolidine (11.27) and piperidine (11.29) are typical of amine bases; they are slightly stronger bases than diethylamine (10.98). Morpholine (8.3) is a somewhat weaker base than piperidine.

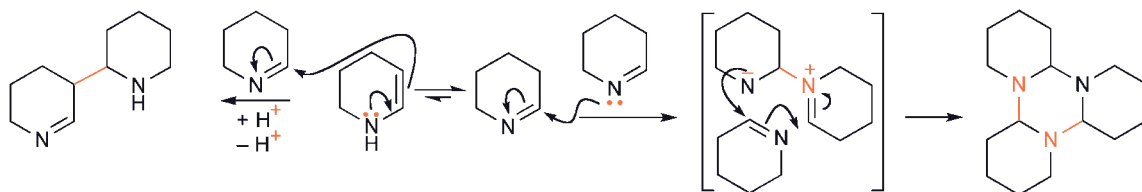
Piperidines, like cyclohexanes, adopt a preferred chair conformation, where both *N*-hydrogen and *N*-alkyls take up equatorial conformations, though in the former case the equatorial isomer is favoured by only a small margin.³ However, alkylations at nitrogen do not necessarily reflect these ground-state conformational populations.

In the days before spectroscopy, structure determination of natural products involved degradative methods. Many alkaloids incorporate saturated nitrogen rings, so degradations were used that gave information about the environment of the basic nitrogen atom. The classical method for doing this was the ‘Hofmann exhaustive methylation’ procedure. This is illustrated below as it would be applied to piperidine. What the method does is to cleave N–C bonds and eventually remove the nitrogen. If one cycle removes the nitrogen then it can be concluded that it was originally *not* part of a ring; if two cycles are required, as in the piperidine example, then the nitrogen must originally have been part of a ring. A third cycle would be necessary if the nitrogen had been originally a component of two rings. At the end of the process a nitrogen-free fragment is left, for study to determine the carbon skeleton.

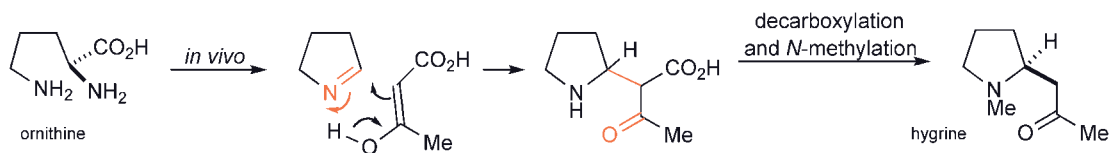


30.1.2 Piperidine and Pyrrolines

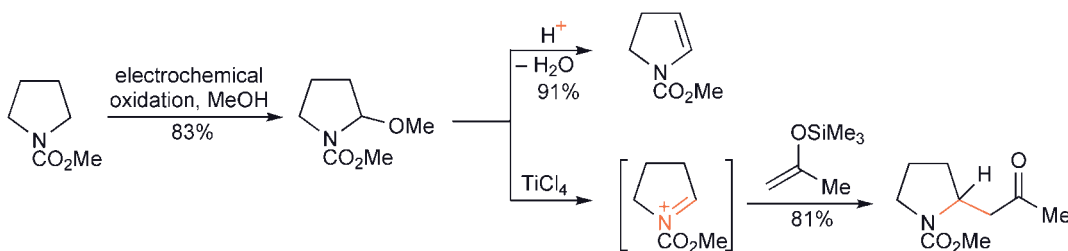
Generally speaking, piperidine and pyrrolines exist predominantly in the imine form and not in the tautomeric enamine form. These cyclic imines are resistant to hydrolytic fission of the C=N bond, in strong contrast with acyclic imines, but nonetheless they are susceptible to nucleophilic addition at the azomethine carbon. An example of this is that both piperidine and pyrroline exist as trimers formed by the nucleophilic addition of nitrogen of one molecule to the azomethine carbon of a second molecule, etc. The trimerisation of pyrroline can be prevented by forming a complex, $(\text{C}_4\text{H}_7\text{N})_2\text{ZnI}_2$, from which the imine can be regenerated using ammonia.⁴



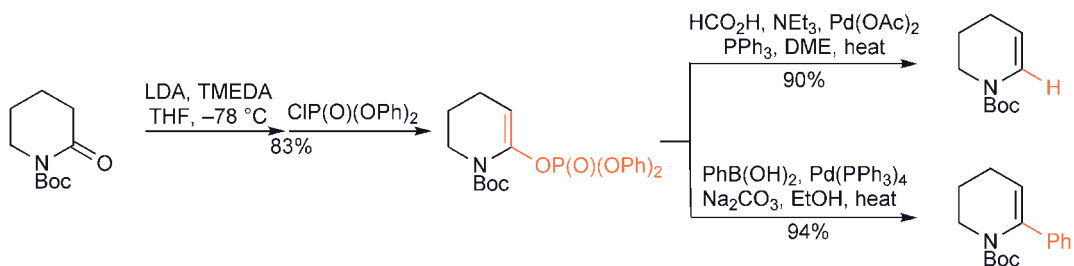
The presence of some enamine, at equilibrium, is demonstrated by the conversion of piperidine into a dimer, indeed, the ability of these two systems to serve as both imines and enamines in such condensations is at the basis of their roles in alkaloid biosynthesis. Formed in nature by the oxidative deamination and decarboxylation of ornithine and lysine, they become incorporated into alkaloid structures by condensation with other precursor units.⁵ Hygrine is a simple example in which the pyrroline has condensed with acetoacetate, or its equivalent.



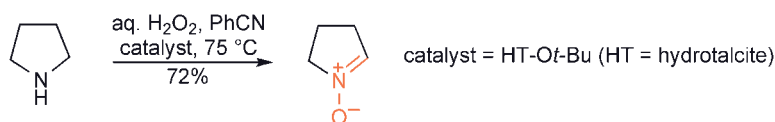
Controlled oxidation of *N*-acyl-piperidines and -pyrrolidines can be used to prepare 2-alkoxy derivatives or the equivalent enamides, which are useful general synthetic intermediates.⁶ The former are susceptible to nucleophilic substitution under Lewis-acid catalysis, *via* Mannich-type intermediates, and the latter can undergo electrophilic substitution at C-3 or addition to the double bond.



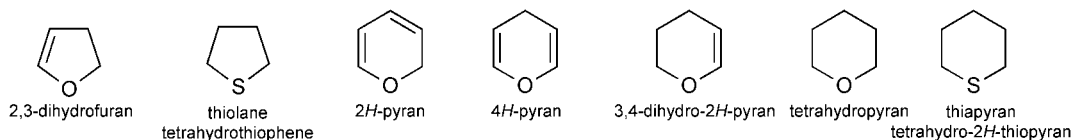
Enol phosphates derived from *N*-acyl-piperidin-2-one (or 2-oxoazepane) can be utilized in cross-coupling processes.⁷



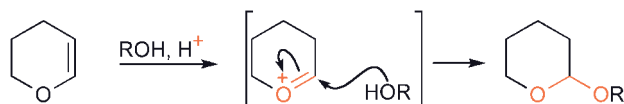
Various oxidants have been used to convert pyrrolidine and piperidine into nitrones (imine oxides), of value for 1,3-dipolar cycloadditions; in one method hydrogen peroxide is the oxidant in the presence of a catalyst.⁸



30.1.3 Pyrans and Reduced Furans



3,4-Dihydro-2*H*-pyran and 2,3-dihydrofuran behave as enol ethers, the former being widely used to protect alcohols,⁹ with which it reacts readily under acidic catalysis, producing acetals that are stable to even strongly basic conditions, but easily hydrolysed back to the alcohol under mildly acidic aqueous conditions. Each can also serve as equivalents of 5-(4)-hydroxy-aldehydes (see below).



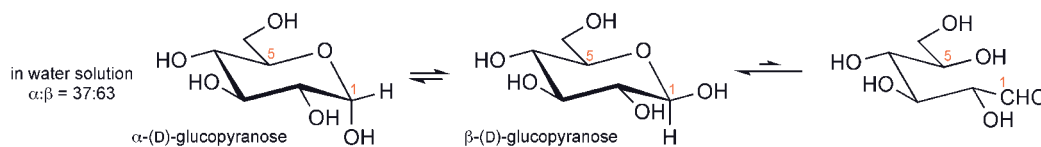
A great deal is known about hydroxylated tetrahydrofurans and tetrahydropyrans because such ring systems occur in sugars and sugar-containing compounds – sucrose and RNA (32.4) are examples.¹⁰

Tetrahydropyran, like piperidine, adopts a chair conformation. One of the interesting aspects to emerge from studies of alkoxy-substituted tetrahydropyrans is that when located at C-2, alkoxy groups prefer an axial orientation (the ‘anomeric effect’¹¹). The reason for this is that in an equatorial orientation there are unfavourable dipole–dipole interactions between lone pairs on the two oxygen atoms, and the energy gain

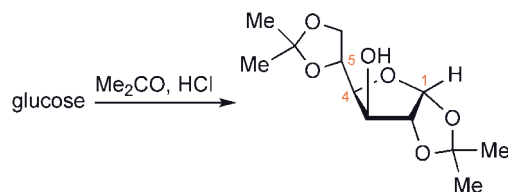
when these are relieved in a conformation with the C-2-substituent axial, more than offsets the unfavourable 1,3-diaxial interactions that are introduced at the same time.



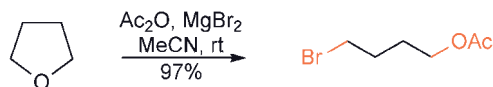
Glucose is an equilibrium mixture of cyclic forms (hemiacetals containing a tetrahydropyran), and a small concentration of acyclic polyhydroxyaldehyde, which is responsible for many of the observed chemical reactions. This illustrates the inherent stability of chair conformers of saturated six-membered systems. The propensity for cyclisation is a general one: 5-hydroxy-aldehydes, -ketones and -acids all easily form six-membered oxygen-containing rings – lactols and lactones respectively.



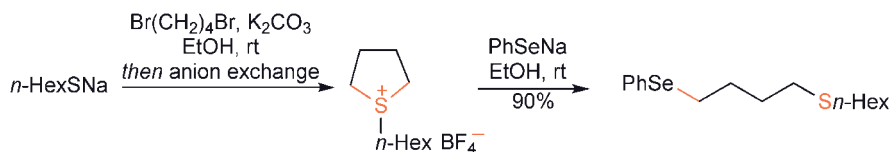
Five-membered rings, too, are relatively easy to form: depending on conditions, glucose derivatives can easily be formed in the furanose form, i.e. based on tetrahydrofuran. The polyfunctional and stereo-defined sugars can be used to prepare stereochemically related nitrogen heterocycles.¹²



Saturated five- and six-membered cyclic ethers are, like acyclic ethers, rather inert, requiring strong conditions for C–O bond cleavage;¹³ this contrasts strongly with oxetanes and oxiranes (30.2 and 30.3).



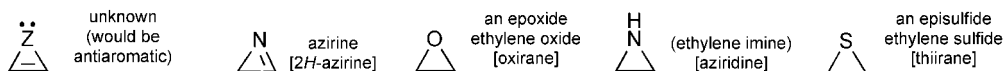
S-Alkylthiolanium compounds, even *S*-methylthiolanium salts, react with nucleophiles mainly at C-2, leading to ring-opened products.¹⁴



30.2 Three-Membered Rings

30.2.1 Three-Membered Rings with One Heteroatom

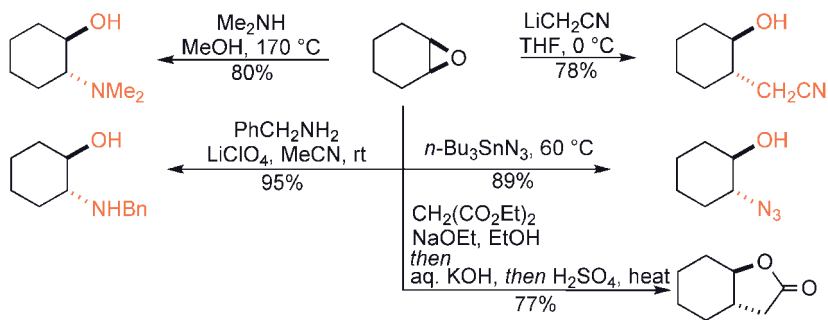
Δ -2-Unsaturated three-membered systems are unknown as stable molecules because they would have a four-electron π -system, and thus be antiaromatic.¹⁵ 1*H*-Azirines occur as reactive intermediates and there is evidence for the existence of 2-thiirene in a low-temperature matrix.¹⁶ Azirines,¹⁷ by contrast, are well-known stable compounds. Thiirene *S,S*-dioxides are also stable molecules, probably best likened to cyclopropanones.¹⁸ The chemistry of saturated three-membered heterocycles is, however, very extensive – epoxides (oxiranes), and to a lesser extent, aziridines are important intermediates in general synthesis.



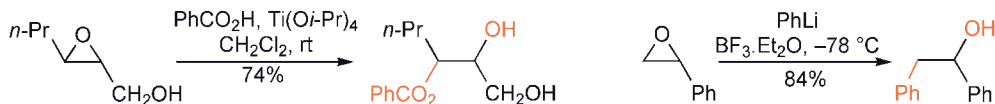
A major advance was the development of an efficient synthesis of epoxides of high optical purity from allylic alcohols and related systems (the *Sharpless epoxidation*) (below); such epoxides have been used extensively for the synthesis of complex natural products in homochiral form.

The pK_{aH} of aziridine (7.98) shows it to be an appreciably weaker base than azetidine (11.29), the four-membered analogue, which has a value ‘normal’ for acyclic amines and for five- and six-membered saturated amines. The low basicity is mirrored in the oxygen series, as measured by the ability of oxiranes to form hydrogen bonds. The explanation is probably associated with the strain in the three-membered compounds, meaning that the lone pair is in an orbital with less p-character than a ‘normal’ sp^3 nitrogen or oxygen orbital, and is therefore held more tightly. The rate of pyramidal inversion of the saturated nitrogen in azirines is very slow compared with simpler amines. This is because there is a further increase in angle strain when the nitrogen rehybridises ($\rightarrow sp^2$) in the transition state for inversion.

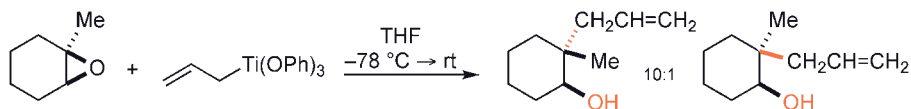
The chemical reactions of three-membered heterocycles are a direct consequence of the strain inherent in such small rings, which, combined with the ability of the heteroatom to act as a leaving group, means that most of the chemical properties involve ring-opening reactions. Most epoxide ring-openings occur by S_N2 nucleophilic displacements at carbon, and a very wide range of carbanion and heteroatom nucleophiles have been shown to react in this way, including amines,¹⁹ alcohols, thiols, hydride (LiAlH_4), malonate anions,²⁰ etc. Assistance by protic solvents or *O*-coordinating metal cations (Lewis acids) that help to further weaken the C–O bond can dramatically increase the rate of reaction. Additives such as alumina,²¹ titanium alkoxides²² and lithium perchlorate,²³ and reagents such as tributyltin azide,²⁴ which is itself a Lewis acid (coordination to ‘ Bu_3Sn^+ ’), but also contains a nucleophilic function (N_3^-), are useful in this respect.



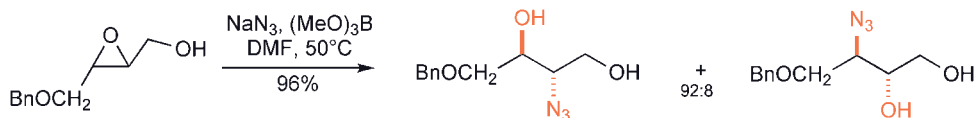
‘Harder’ organometallic nucleophiles such as alkyllithiums often give rise to side reactions, but their use with boron trifluoride at -78°C gives very clean and efficient ring-opening reactions.²⁵



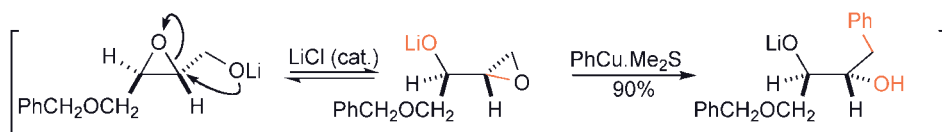
The regiochemistry of ring opening is determined mainly by steric, and, to a lesser extent, by inductive and electronic effects. Where strong Lewis acids are used or where a highly stabilised (incipient) carbonium ion can be formed, such as when an α -aryl substituent is present, reaction can occur mainly at the most substituted position, an extreme case being the solvolysis of 2-furyloxirane in neutral methanol;²⁶ however, selective substitution at the most highly substituted position of even simple, alkyl epoxides can be achieved with an allyl-titanium reagent.²⁷



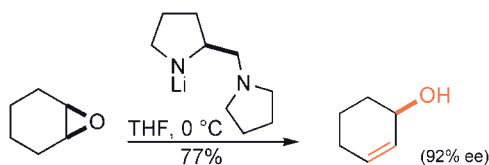
Regioselective opening of Sharpless epoxides, that is those (enantio-enriched) derived from allylic alcohols, has major synthetic significance. The usual outcome is opening at C-3, but the reaction with nucleophiles such as azide, cyanide and thiophenoxide, in the presence of trialkyl borates, can be highly selective for attack at C-2.²⁸



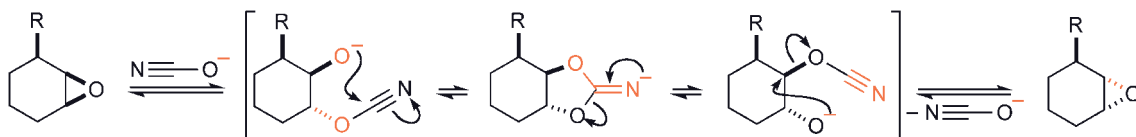
The Payne rearrangement of epoxy-alcohols is a special case of an intramolecular nucleophilic opening of epoxides and is of particular synthetic utility when it is applied to epoxides from the Sharpless procedure.²⁹



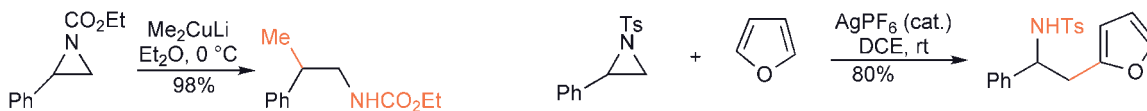
Ring-opening of epoxides by β -elimination, on reaction with strong bases, such as lithium amides, or combinations of trimethylsilyl triflate with diazabicycloundecane,³⁰ is a useful synthetic method to prepare allylic alcohols, particularly as it can be carried out enantioselectively.³¹



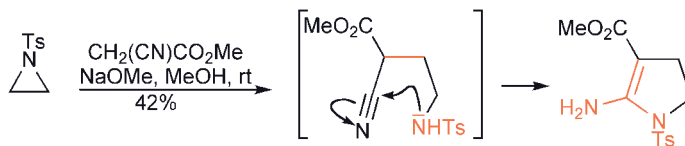
The relative stereochemistry of epoxides can be inverted by equilibration with cyanate anion.³²



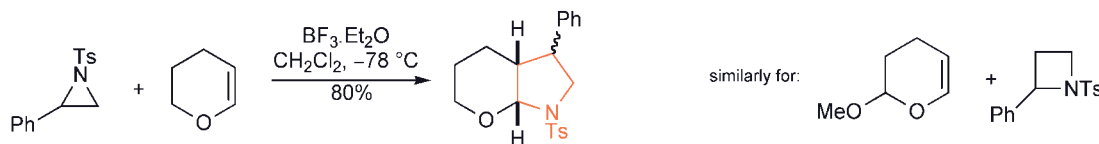
Acid-catalysed opening of aziridines is usually quite rapid, but simple nucleophilic reactions, without acid catalysis, are very slow, due to the much poorer leaving ability of negatively charged nitrogen, however *N*-acyl- or *N*-sulfonyl-aziridines have reactivity similar to epoxides.³³



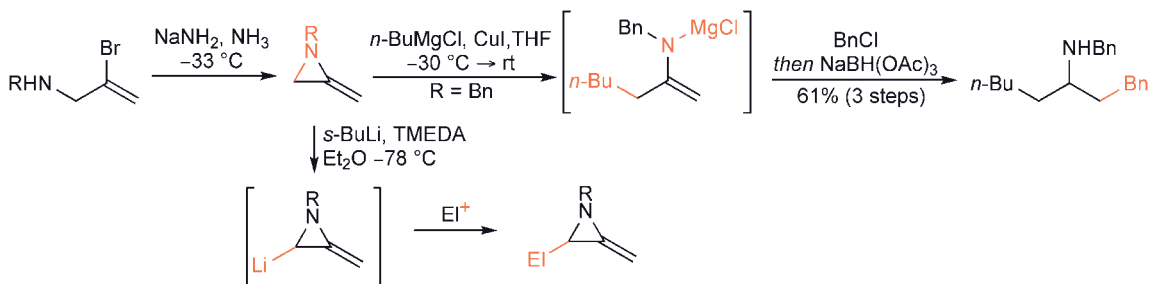
A number of catalysts have been used to promote ring opening of *N*-tosyl-aziridines, such as phosphomolybdic acid and silica gel, for azide, cyanide and alcohols³⁴ and tri-*n*-butylphosphine for thiols and amines.³⁵ Opening with 'iodide' occurs at room temperature with iodine and thiophenol in the presence of air.³⁶ In the nucleophilic ring opening of *N*-tosyl-aziridines, silver ion catalysis facilitates reactions with electron-rich arenes or heteroarenes.³⁷



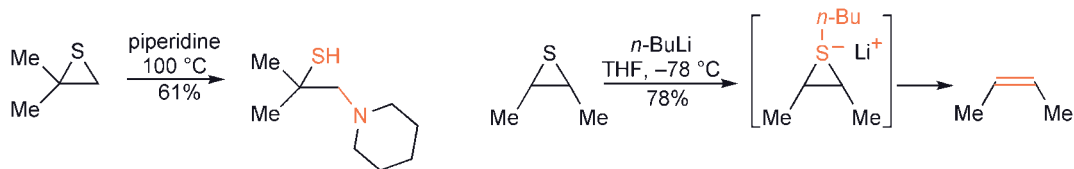
N-Tosyl-aziridines (and *N*-tosyl-azetidines) react with cyclic enol ethers and enamides, under Lewis acid catalysis to give synthetically useful bicycles.³⁸



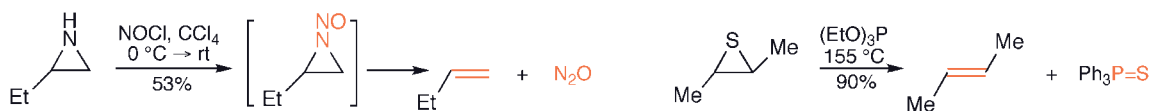
Methylene aziridines have some use as multi-functional synthons. They can be metallated on the ring carbon or ring opened with nucleophiles, giving enamines that can be further transformed.³⁹



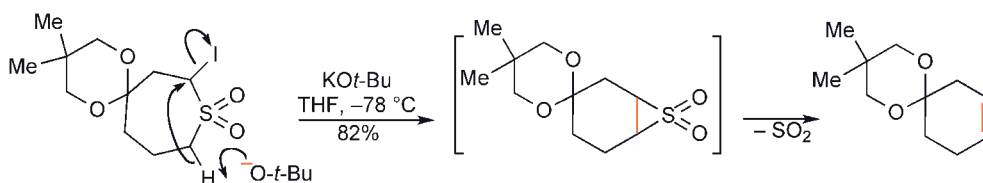
Thiiranes similarly undergo ring-opening reactions with nucleophiles, such as amines,⁴⁰ but attack at sulfur can also occur with lithium reagents.⁴¹



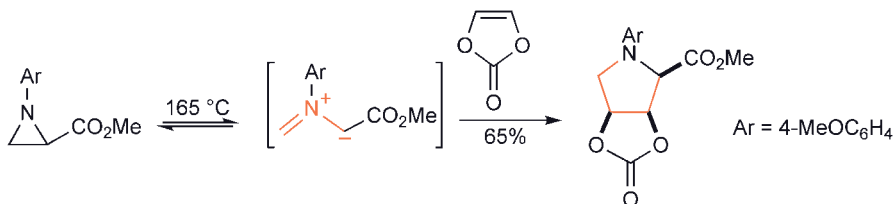
The heteroatom in a three-membered heterocycle can be eliminated *via* various cycloreversion reactions, for example by nitrosation of aziridines,⁴² or by the reaction of thiiranes with trivalent phosphorus compounds.



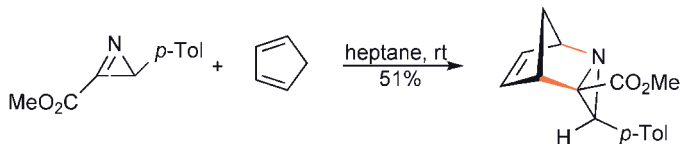
A related elimination of sulfur dioxide occurs during the Ramberg–Bäcklund synthesis⁴³ of alkenes, which generates an episulfone as a transient intermediate, although episulfones are isolable under controlled conditions.⁴⁴



Substituted derivatives of all three systems are able to undergo a highly stereospecific concerted thermal ring opening, generating ylides that can be utilised (trapped) in [3 + 2] cycloaddition reactions, for example using aziridines provides a route to pyrrolidines.⁴⁵



Azirines with an ester group on the imine carbon, will take part in cycloadditions, with the imine unit as the dienophile, as illustrated below.⁴⁶

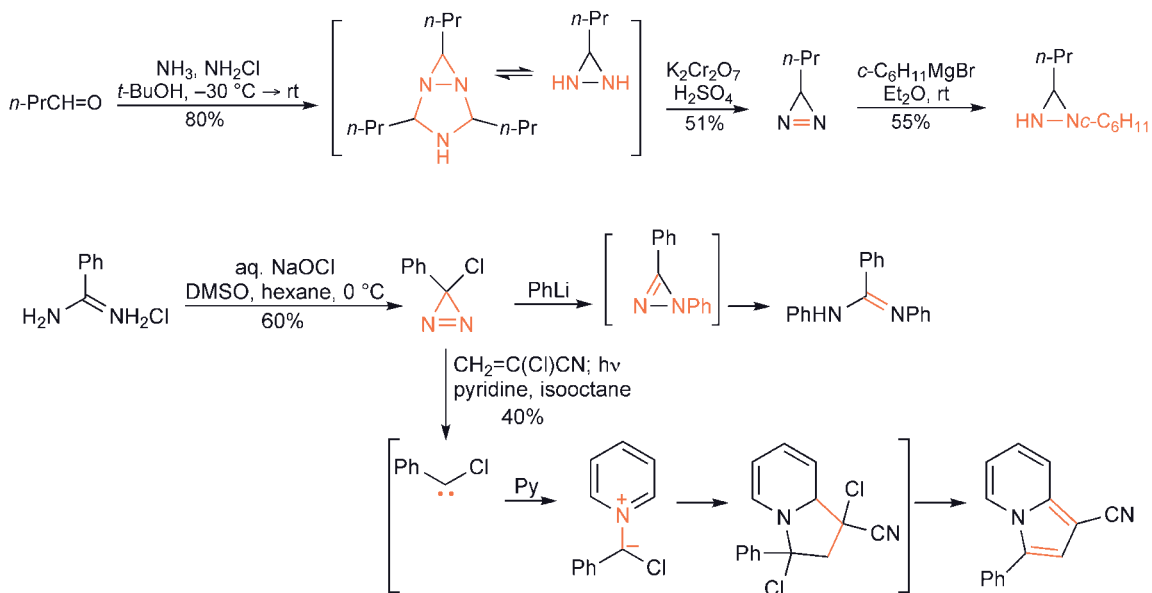


30.2.2 Three-Membered Rings with Two Heteroatoms

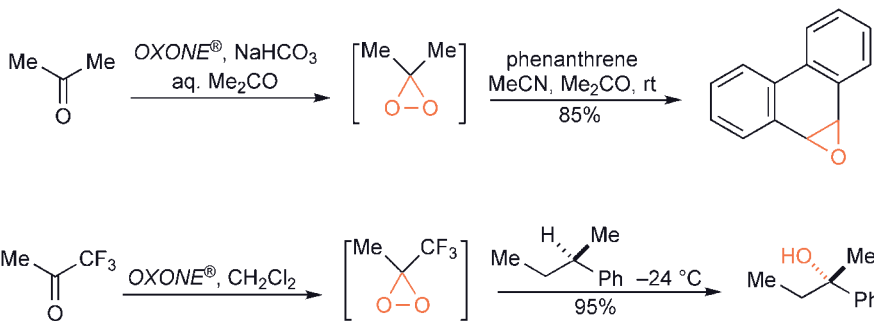
Diaziridines, diazirines and dioxiranes are all relatively stable, isolable systems, although some dioxiranes are explosive.



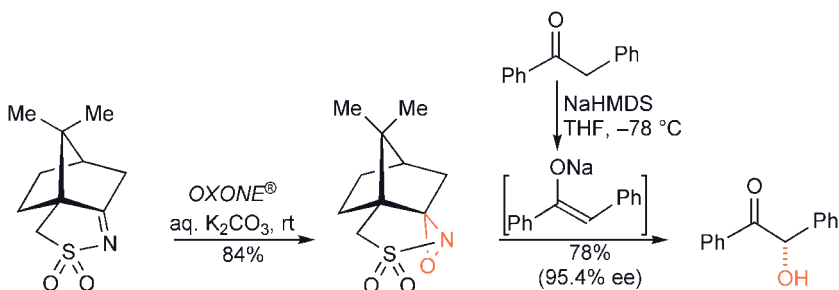
Three-membered rings with two heteroatoms are usually encountered only as reagents. Diazirines are useful carbene precursors⁴⁷ – they are generally more stable than the equivalent isomeric diazo compounds, though they are sometimes explosive in the pure state. They can be prepared by oxidation of diaziridines that, in turn, are available *via* the condensation of a ketone or aldehyde with ammonia and chloramine.⁴⁸ Chloro-diazirines, from the reaction of amidines with hypochlorite, will undergo S_N2 or S_N2' displacement reactions.⁴⁹



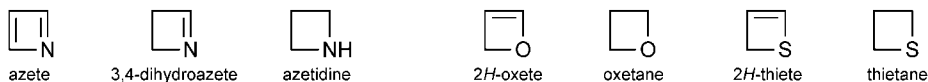
Dimethyldioxirane is a relatively strong oxidant, but can show good selectivity: its reactivity is similar to that of a peracid, but it has the advantage of producing a neutral byproduct (acetone). Methyl(trifluoromethyl)dioxirane is a more powerful oxidant that can insert oxygen into C–H bonds with retention of configuration, as shown below.⁵⁰ Dioxiranes are obtained by reaction of ketones with OXONE[®] (2KHSO₅·KHSO₄·K₂SO₄).⁵¹ (**NOTE:** Dioxiranes are explosive and are usually handled in dilute solution.)



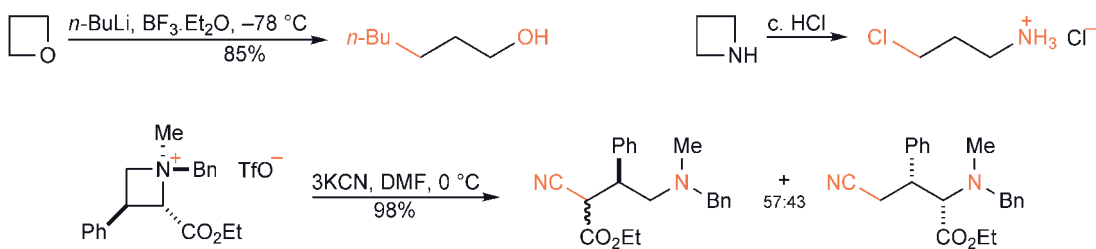
Oxaziridines, prepared by the oxidation of imines,⁵² are selective oxygen-transfer reagents.⁵³ In particular, the camphor-derived reagent is widely used for enantioselective oxygenation of enolates⁵⁴ and other nucleophiles.



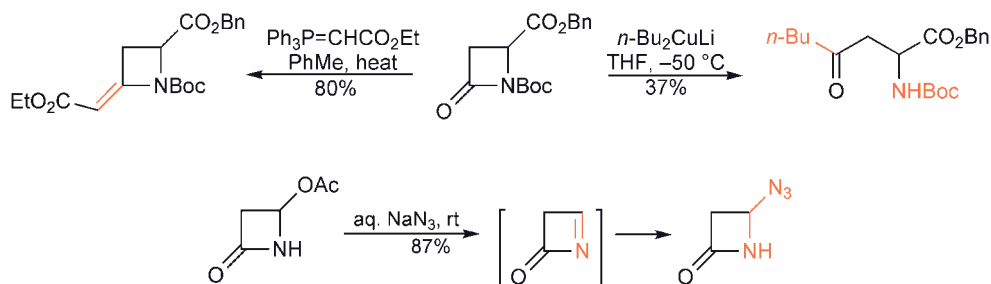
30.3 Four-Membered Rings



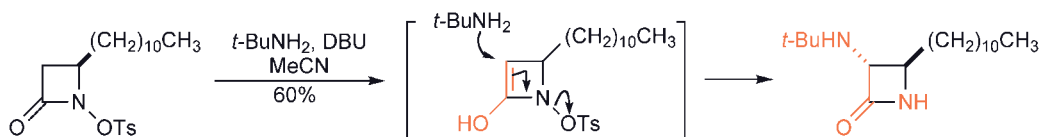
Derivatives of azete are only known as unstable reaction intermediates. Oxetane and azetidine are considerably less reactive than their three-membered counterparts (oxetane reacts with hydroxide anion 10^3 times more slowly than does oxirane), but nonetheless do undergo similar ring-opening reactions, for example oxetane reacts with organolithium reagents²⁵ in the presence of boron trifluoride, or with cuprates,⁵⁵ and azetidine is opened on heating with concentrated hydrochloric acid. Azetidinium ions react much more easily with nucleophiles.⁵⁶



The most important four-membered system is undoubtedly the β -lactam ring⁵⁷ that is present in, and essential for the biological activity of, the penicillin and cephalosporin antibiotics. β -Lactams are very susceptible to ring-opening *via* attack at the carbonyl carbon – in stark contrast to the five-membered analogues (pyrrolidones) or acyclic amides, which are relatively resistant to nucleophilic attack at carbonyl carbon. In addition, β -lactams are hydrolysed by a specific enzyme, β -lactamase, the production of which enzyme is a mechanism by which bacteria become resistant to such antibiotics. Although the β -lactam ring is easily cleaved by nucleophiles, both *N*- and *C*-alkylation (α to carbonyl) can be achieved using bases to deprotonate; it is even possible to carry out Wittig reactions at the ‘amide’ carbonyl without ring opening.⁵⁸ Substitution of the acetoxy group in a 4-acetoxy-azetidinone by nucleophiles is an important synthetic method; the reaction proceeds *via* an imine or an iminium intermediate, rather than by direct displacement.⁵⁹



1-Tosyloxyazetidin-2-ones undergo an interesting nucleophilic substitution at C-3, the mechanism being thought to involve an allylic-type 1,3-displacement *via* an enolised intermediate.⁶⁰



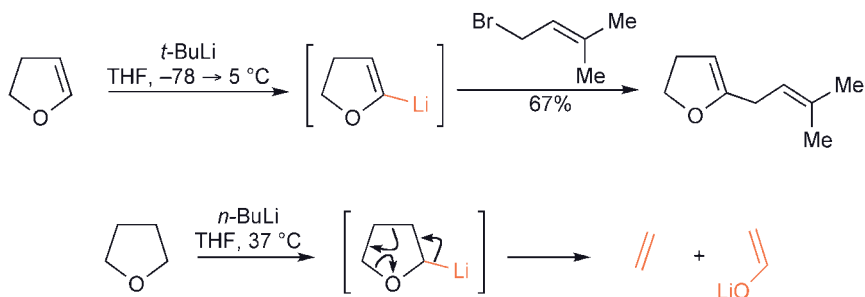
β -Lactones (propiolactones)⁶¹ too are readily attacked at the carbonyl carbon, for example they are particularly easily hydrolysed, but a second mode of nucleophilic attack – S_N2 displacement of carboxylate *via* attack at C-4 – occurs with many nucleophiles.⁶² The example shows the use of a homochiral β -lactone, available from serine.



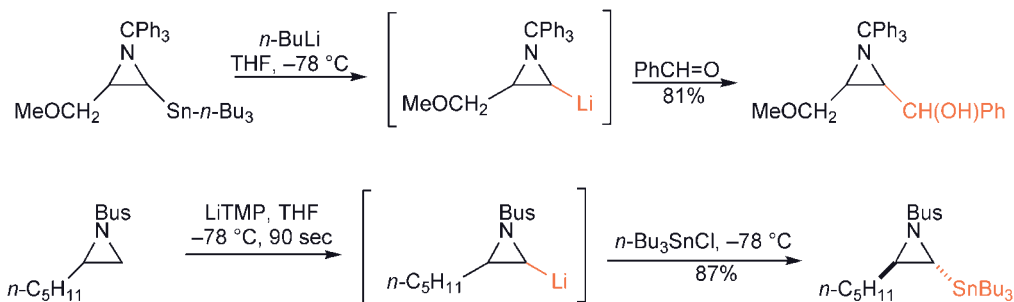
30.4 Metallation

3,4-Dihydro-2*H*-pyran and 2,3-dihydrofuran can be metallated in the same way as their acyclic analogues, i.e. at the enol-ether carbon adjacent to the oxygen. Tetrahydrofuran can also be lithiated adjacent to the oxygen, by warming with *n*-butyllithium, but the lithio derivative produced then undergoes a cycloreversion, generating ethene and the lithium enolate of ethanal.⁶³ This process represents a convenient preparation

of this enolate, but can also be a significant, unwanted side-reaction during lithiation reactions using tetrahydrofuran as solvent.



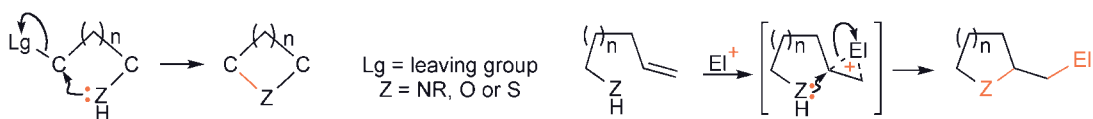
Three-membered rings have not been metallated directly in the absence of anion-stabilising substituents but simple lithio derivatives of aziridines can be prepared by exchange from the corresponding stannane.⁶⁴ *N*-*t*-Butylsulfonyl-aziridines can be substituted, *via* non-stabilised lithio intermediates, by reaction with LiTMP, usually in the presence of the electrophile.⁶⁵



2-Trifluoromethyloxirane can be lithiated at C-2 using *n*-butyllithium at $-102\text{ }^{\circ}\text{C}$, the product after reaction with electrophiles retaining configuration.⁶⁶

30.5 Ring Synthesis

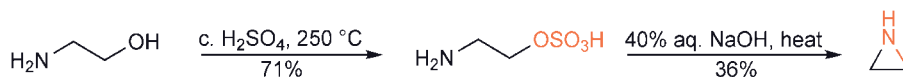
Five- and six-membered saturated rings can be prepared by reduction of the corresponding aromatic compounds, but the most general method for making all ring sizes is by cyclisation of an ω -substituted amine, alcohol or thiol *via* an intramolecular nucleophilic displacement. As an illustration, the rate of cyclisation of ω -halo-amines goes through a minimum at the four-membered ring size; the five and six-membered rings are by far the easiest to make. The relative rates for formation of 3-, 4-, 5- and 6-membered rings respectively are 72:1:6000:1000.⁶⁷ A factor which influences the rate of 3-*exo-tet*-cyclisations is the degree of substitution at the carbon carrying the heteroatom: increasing substitution increases the rate of cyclisation, because in the small ring product there is some relief of steric crowding for the substituents compared with the acyclic starting material.⁶⁸



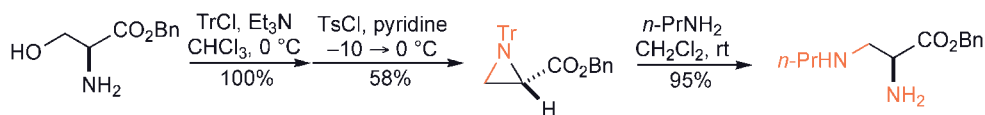
Related cyclisations involving heteroatom attachment to an alkene *via* π -complexes with cations, such as Br^+ , I^+ , Hg^+ and Pd^+ , are useful methods because they give products with functionalised side-chains for further transformations.

30.5.1 Aziridines and Azirines

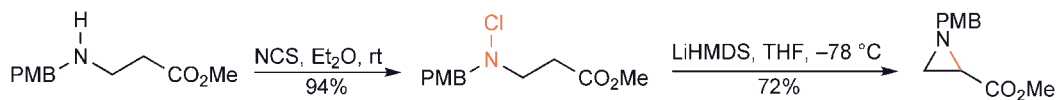
The main routes to aziridine include alkali-catalysed cyclisation of 2-halo-amines or of a 2-hydroxyamine sulfonate ester, as illustrated,⁶⁹ or by additions to alkenes or imines.



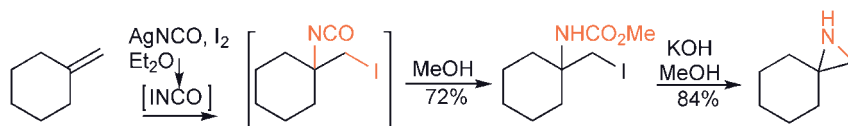
Various homochiral aziridines can be easily obtained from serine;⁷⁰ such substances can be transformed into a range of polyfunctional homochiral intermediates and products.



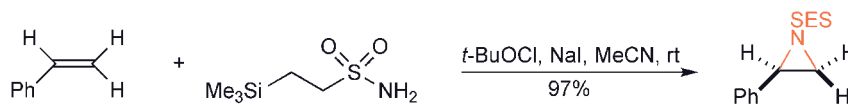
Reversing the sense of cyclisation, *N*-chloro-amines, with a suitable C–H-acidifying substituent, can be ring closed efficiently producing *N*-alkyl-aziridines.⁷¹



Aziridines can be obtained from alkenes using iodine isocyanate⁷² or iodine azide.⁷³ The product from the latter reaction can be converted into the aziridine *via* reduction, or into an azirine *via* elimination of hydrogen iodide and pyrolysis.⁷⁴



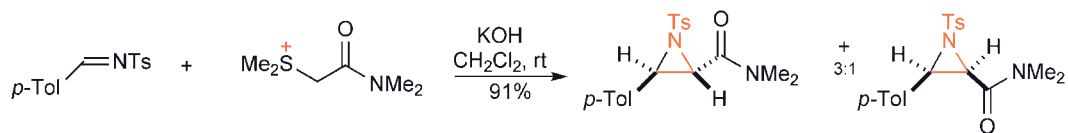
N-Tosyl-aziridines can be obtained directly from alkenes by reaction with Chloramine T ($\text{TsN}(\text{Cl})\text{Na}$),⁷⁵ or directly from sulfonamides using *t*-butyl hypochlorite with sodium iodide⁷⁶ or with iodobenzene and CuI .⁷⁷



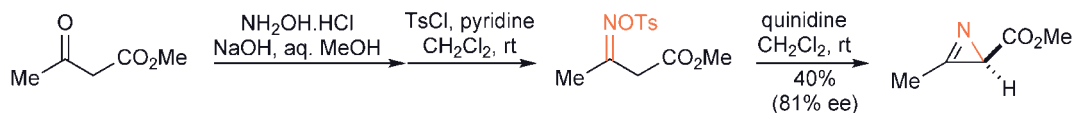
Aziridines can also be prepared by addition of nitrenes to alkenes,⁷⁸ or by the use of nitrogen-transfer agents analogous to epoxidising agents.⁷⁹



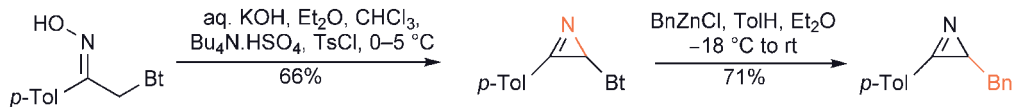
Addition to imines is a further obvious way in which to construct an aziridine, as illustrated below.⁸⁰



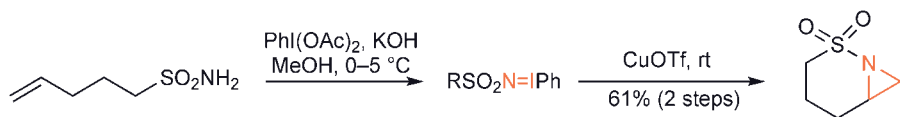
Azirines can be synthesised, enantioselectively if required, using a natural alkaloid as base, from the *O*-tosyl derivatives of the oximes of 1,3-keto-esters; in this synthesis the carbon is the nucleophilic centre and it is the nitrogen that is attacked, with departure of tosylate.⁸¹



A related reaction using α -benzotriazolyl-oximes is particularly useful because the benzotriazolyl unit in the product can be displaced by nucleophiles.⁸²

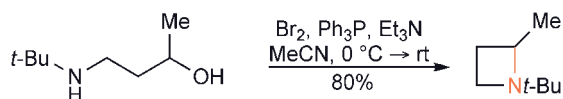


Intramolecular addition, catalysed by copper, produces bicyclic aziridines effectively from sulfonamides.⁸³

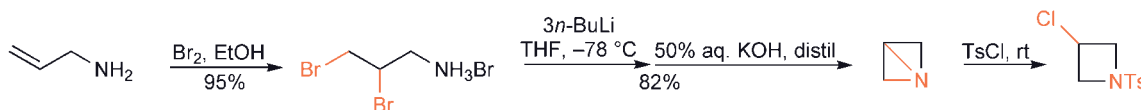


30.5.2 Azetidines and β -Lactams

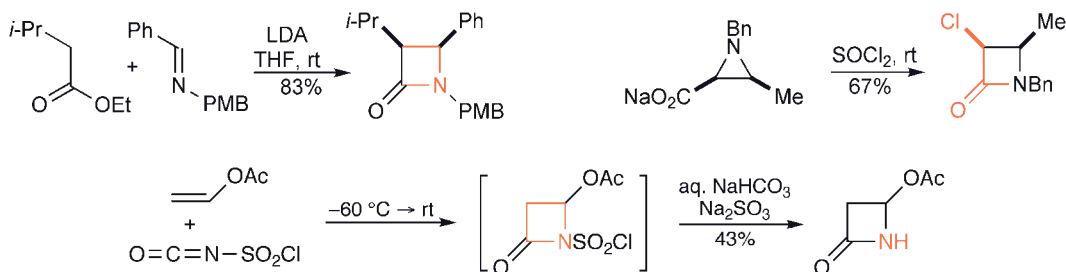
Azetidines can be obtained by cyclisations of 3-halo-amines, but yields are generally not as good as those for the formation of aziridines. The generation of the bifunctional precursors for cyclisation to azetidines has been achieved in a number of ways.⁸⁴



Synthesis of 1-azabicyclo[1.1.0]butane, which contains both a four-membered and two three-membered nitrogen-containing rings (1), follows the general route described above.⁸⁵ As one would anticipate, ring-opening reactions, one of which is illustrated, lead to products with an azetidine unit, rather than an aziridine unit.

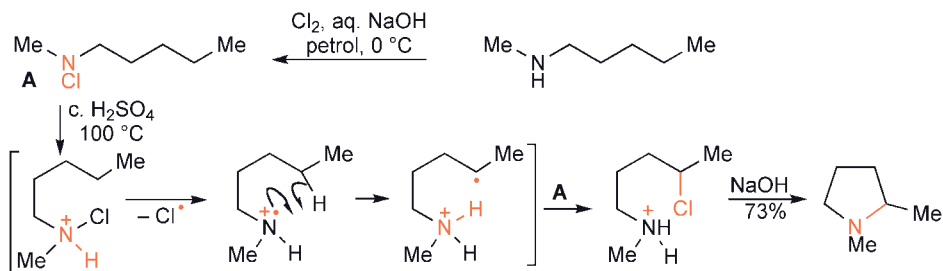


Many methods have been developed for β -lactam synthesis,^{57,86} including cyclisation of the corresponding amino acids. The most widely used methods are two-component couplings,^{47,87} which occur *via* concerted cycloaddition or two-step mechanisms. Another simple route to 3-functionalised azetidines is the reaction of aziridine-2-carboxylic acid sodium salt with oxalyl chloride or thionyl chloride.⁸⁸

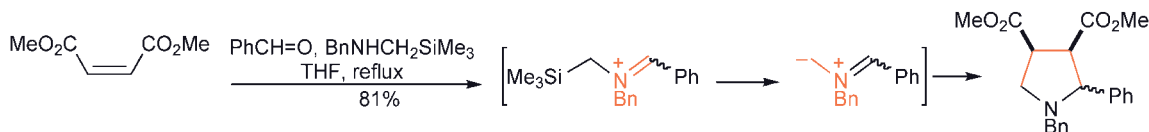


30.5.3 Pyrrolidines

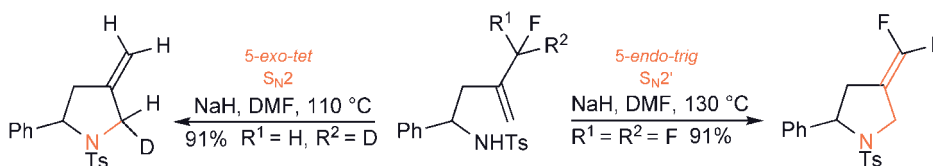
A very neat method for the synthesis of pyrrolidines does not require a difunctionalised starting material, but relies on the Hofmann–Löffler–Freitag reaction⁸⁹ – which is a radical process – to introduce the second functional group. The six-membered size of the cyclic transition state leads selectively to a 1,4-halo-amine, and thence to pyrrolidines.



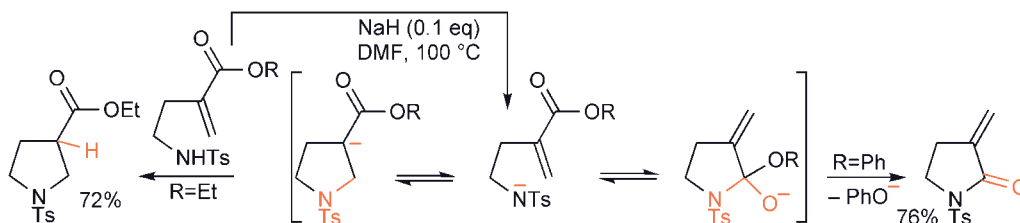
The cycloaddition of azomethine ylides to alkenes is another elegant entry to pyrrolidines. The required 1,3-dipoles can be produced in a number of ways; the example below is one of the most simple, wherein a trimethylsilylmethylamine, an aldehyde and the alkene are simply heated in tetrahydrofuran.⁹⁰



Normally, *5-endo-trig*-cyclisations are disfavoured geometrically (Baldwin's rules), however formation of pyrrolidines does take place with tosylamide anion as nucleophile in a situation where *5-exo-tet*-attack at a trihalomethyl group is inhibited electrostatically.⁹¹

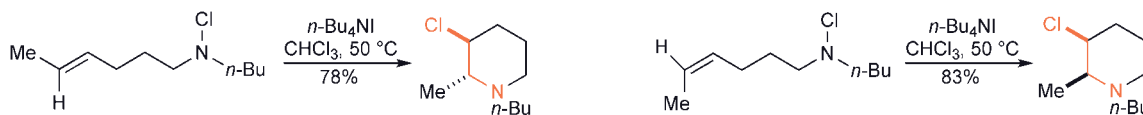


In another example, *5-endo-trig*-cyclisation of a 2-(2-tosylaminoethyl)acrylate occurs with a phenyl ester, but *5-exo-trig* with an ethyl ester: the relative leaving abilities of groups from the *5-exo-trig*-intermediate allows the *5-endo-trig*-pathway to dominate ($\text{TsN}^- > \text{EtO}^-$ but $\text{PhO}^- > \text{TsN}^-$) rationalizes this dichotomy.

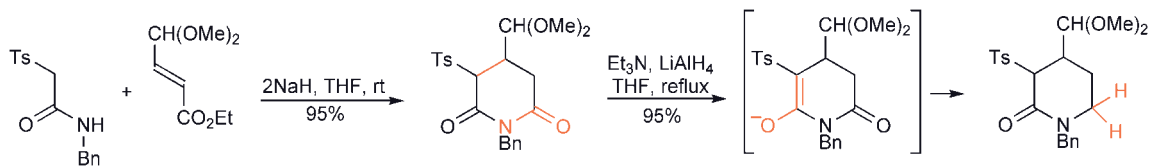


30.5.4 Piperidines⁹²

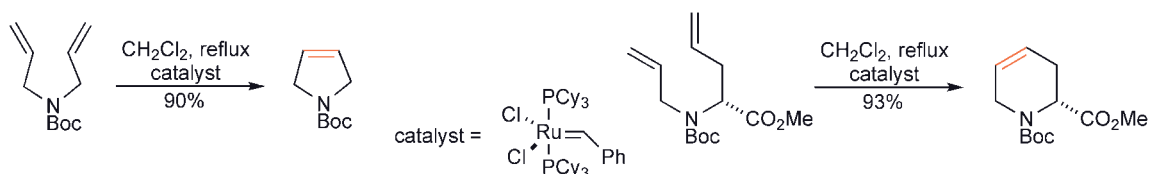
Closure of 5-halo-amines by nucleophilic displacements of halogen, is complemented by the conversion of *N*-chloro-pent-4-enylamines into 3-chloropiperidines by exposure to tetra-*n*-butylammonium iodide.⁹³ The process is believed to involve conversion to an *N*-iodo-amine, which serves as an electrophilic source of iodine, cyclisation to a 2-(iodomethyl)-pyrrolidine, ring closure to a bicyclic aziridinium ion and ring opening *via* attack by chloride to produce the six-membered heterocycle.



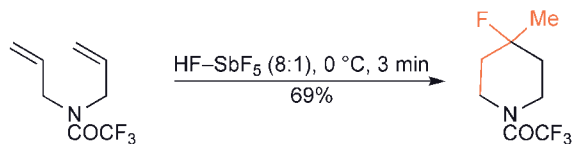
A construction of functionalised glutarimides relies on the doubly nucleophilic dianion that can be generated by C- and N-deprotonation, from a 2-tosyl-acetamide.⁹⁴ Regioselective reduction to a piperidone can be achieved *via* formation of the stabilized enolate.



A particularly useful general method for the synthesis of saturated nitrogen- and oxygen-containing partially unsaturated heterocycles, from 5-membered to medium ring-sized,⁹⁵ is the Grubbs olefin metathesis⁹⁶ applied, for example, to acyclic dialkenyl-amines, as illustrated by syntheses of a dihydropyrrole⁹⁷ and a tetrahydropyridine.⁹⁸

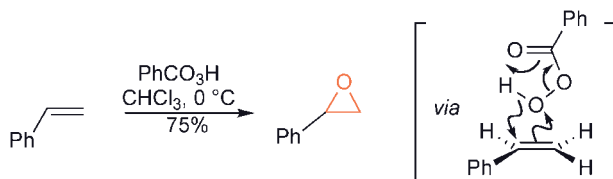


The superacid HF-SbF₅ can also bring about cyclisation of *N*-protected bis(allyl)-amines, producing 4-fluoropyridines.⁹⁹

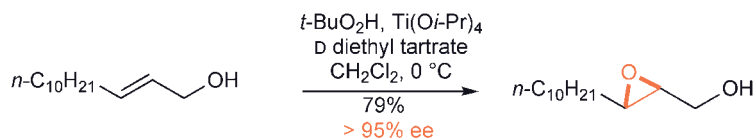


30.5.5 Saturated Oxygen Heterocycles

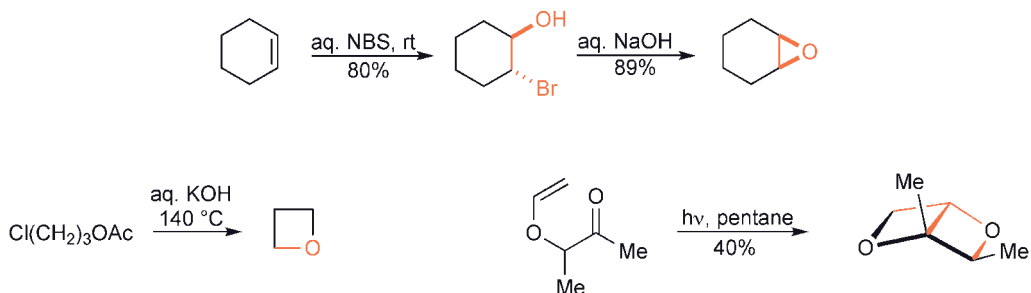
The most widely used method for the preparation of epoxides involves oxidation of an alkene by a peracid,¹⁰⁰ *via* a direct one-step transfer of an oxygen atom. More highly (alkyl) substituted alkenes react fastest showing that electronic effects are more important than steric effects in this reaction. Steric effects do, however, control the facial selectivity of epoxidation; conversely hydrogen-bonding groups, such as OH and NH, can direct the reaction to the *syn* face.



Several other direct oxygen-transfer reagents have been developed of which by far the most important is Sharpless' reagent – a mixture of a hydroperoxide with titanium isopropoxide and a dialkyl tartrate.¹⁰¹ The structure of the reagent is complex, but it reacts readily with alkenes containing polar groups, for example allylic alcohols, which can coordinate the metal. The most important feature of this process is that when homochiral tartrate esters are used, a highly ordered asymmetric reactive site results, leading in turn to high optical induction in the product.



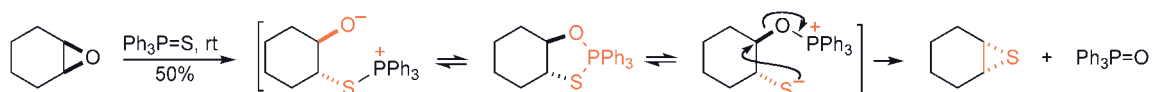
Epoxides and oxetanes can also be prepared by cyclisation of 1,2-halohydrins and 1,3-haloalcohols.¹⁰²



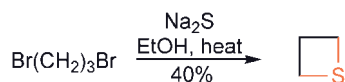
Oxetanes have often been prepared by the *Paternò-Büchi reaction*,¹⁰³ in which a compound containing a carbon-carbon double bond cycloadds to an aldehyde or ketone under the influence of light.¹⁰⁴

30.5.6 Saturated Sulfur Heterocycles

Thiiranes can be prepared by cyclisation of 2-halo-thiols, but the most common method is *via* reaction of an epoxide with thiocyanate,¹⁰⁵ thiourea,¹⁰⁶ a phosphine sulfide or with dimethylthioformamide.¹⁰⁷



Thietanes, tetrahydrothiophenes and tetrahydrothiopyrans can all be prepared by the reaction of the appropriate 1,ω-dihalide with sulfide anion.



References

- ¹ 'Ethylenimine and other aziridines', Derner, O. C. and Ham, G. E., Academic Press, **1969**; 'Thiiranes', Sander, M., *Chem. Rev.*, **1966**, 66, 297.
- ² 'Stereochemistry of Heterocyclic Compounds', Parts 1 and 2, Armarego, W. L. F., Wiley-Interscience, New York, **1977**; 'The Conformational Analysis of Heterocyclic Compounds', Riddell, F. G., Academic Press, **1980**.
- ³ 'Conformation of piperidine and of derivatives with additional ring heteroatoms', Blackburne, I. D., Katritzky, A. R. and Takeuchi, Y., *Acc. Chem. Res.*, **1975**, 8, 300; '*N*-Methyl inversion barriers in six-membered rings', Katritzky, A. R., Patel, R. C. and Riddell, F. G., *Angew. Chem., Int. Ed. Engl.*, **1981**, 20, 521.
- ⁴ Baxter, G., Melville, J. C. and Robins, D. J., *Synlett*, **1991**, 359.
- ⁵ 'Introduction to the Alkaloids. A Biogenetic Approach', Cordell, G. A., Wiley-Interscience, **1981**.
- ⁶ Matsumura, Y., Terauchi, J., Yamamoto, T., Konno, T. and Shono, T., *Tetrahedron*, **1993**, 49, 8503.
- ⁷ Lepifre, F., Clavier, S., Bouyssou, P. and Coudert, G., *Tetrahedron*, **2001**, 57, 6969.
- ⁸ Choudary, B. M., Reddy, Ch. V., Prakash, B. V., Bharathi, B., Kantam, M. L., *J. Mol. Catal. A. Chemical*, **2004**, 217, 81.
- ⁹ 'Protective groups in organic synthesis', Greene, T. W. and Wuts, P. G. M., Wiley, **1999**.
- ¹⁰ 'Stereochemistry of Carbohydrates', Stoddart, J. F., Wiley-Interscience, **1971**.
- ¹¹ 'Stereochemical Effects in Organic Chemistry', Deslongchamps, P., Pergamon Press, **1983**.
- ¹² 'Synthesis of Naturally Occurring Nitrogen Heterocycles from Carbohydrates', El Ashry, E. S. H. and El Nemr, A., Blackwell, **2005**.
- ¹³ Goldsmith, D. J., Kennedy, E. and Campbell, R. G., *J. Org. Chem.*, **1975**, 40, 3571.
- ¹⁴ Krief, A., Dumont, W. and Robert, M., *Synlett* **2006**, 2601; Eliel, E. L., Hutchins, R. O., Mebane, R. and Willer, R. L., *J. Org. Chem.*, **1976**, 41, 1052.
- ¹⁵ Dewar, M. J. S. and Ramsden, C. A., *J. Chem. Soc., Chem. Commun.*, **1973**, 688.
- ¹⁶ Torres, M., Clement, A., Bertie, J. E., Gunnig, H. E. and Strausz, O. P., *J. Org. Chem.*, **1978**, 43, 2490.
- ¹⁷ 'Synthesis of heterocycles via cycloadditions to 1-azirines' anderson, D. J. and Hassner, A., *Synthesis*, **1975**, 483; '1-Azirine ring chemistry', Nair, V. and Hyup Kim, K., *Heterocycles*, **1977**, 7, 353.
- ¹⁸ Carpino, L., McAdams, L. V., Rynbrandt, R. H. and Spiewak, J. W., *J. Am. Chem. Soc.*, **1971**, 93, 476.
- ¹⁹ Taguchi, T., *J. Pharm. Soc. Jpn.*, **1952**, 72, 921.
- ²⁰ Newman, M. S. and VanderWerf, C. A., *J. Am. Chem. Soc.*, **1945**, 67, 233.
- ²¹ Posner, G. H. and Rogers, D. Z., *J. Am. Chem. Soc.*, **1977**, 99, 8208 and 8214.
- ²² Chong, J. M. and Sharpless, K. B., *J. Org. Chem.*, **1985**, 50, 1557.
- ²³ Chini, M., Crotti, P. and Macchia, F., *Tetrahedron Lett.*, **1990**, 31, 4661.
- ²⁴ Saito, S., Yamashita, S., Nishikawa, T., Yokoyama, Y., Inaba, M. and Moriwake, T., *Tetrahedron Lett.*, **1989**, 30, 4153.
- ²⁵ Eis, M. J., Wrobel, J. E. and Ganem, B., *J. Am. Chem. Soc.*, **1984**, 106, 3693.
- ²⁶ Alcaide, B., Biurran, C. and Plumet, J., *Tetrahedron*, **1992**, 48, 9719.
- ²⁷ Tanaka, T., Inoue, T., Kamei, K., Murakami, K. and Iwata, C., *J. Chem. Soc., Chem. Commun.*, **1990**, 906.
- ²⁸ Sasaki, M., Tanino, K., Hirai, A. and Miyashita, M., *Org. Lett.*, **2003**, 5, 1789.
- ²⁹ Behrens, C. H., Ko, S. Y., Sharpless, K. B. and Walker, F. J., *J. Org. Chem.*, **1985**, 50, 5687; Bulman Page, P. C., Rayner, C. M. and Sutherland, I. O., *J. Chem. Soc., Chem. Commun.*, **1988**, 356.
- ³⁰ Murata, S., Suzuki, M. and Noyori, R., *J. Am. Chem. Soc.*, **1979**, 101, 2738.
- ³¹ Asami, M., *Chem. Lett.*, **1984**, 829.
- ³² Jankowski, K. and Daigle, J.-Y., *Can. J. Chem.*, **1971**, 49, 2594.
- ³³ Kozikowski, A. P., Ishida, H. and Isobe, K., *J. Org. Chem.*, **1979**, 44, 2788; Stamm, H. and Weiss, R., *Synthesis*, **1986**, 392 and 395; Lehmann, J. and Wamhoff, H., *Synthesis*, **1973**, 546.
- ³⁴ Kishore Kumar, G. D. and Baskaran, S., *Synlett*, **2004**, 1719.
- ³⁵ Hou, X.-L., Fan, R.-H. and Dai, L.-X., *J. Org. Chem.*, **2002**, 5295.
- ³⁶ Wu, J., Sun, X., Sun, W. and Ye, S., *Synlett*, **2006**, 2489.
- ³⁷ Bera, M. and Roy, S., *Tetrahedron Lett.*, **2007**, 48, 7144.
- ³⁸ Ungureanu, I., Klotz, P., Schoenfelder, A. and Mann, A., *Tetrahedron Lett.*, **2001**, 42, 6087.
- ³⁹ 'Methyleneaziridines: unusual vehicles for organic synthesis', Shipman, M., *Synlett*, **2006**, 3205.
- ⁴⁰ Snyder, H. R., Stewart, J. M. and Ziegler, J. B., *J. Am. Chem. Soc.*, **1947**, 69, 2672.
- ⁴¹ Trost, B. M. and Zimsek, S. D., *J. Org. Chem.*, **1973**, 38, 932.
- ⁴² Clark, R. D. and Helmkamp, G. K., *J. Org. Chem.*, **1964**, 29, 1316; Lee, K. and Kim, Y. H., *Synth. Commun.*, **1999**, 29, 1241.
- ⁴³ 'The Ramberg-Bäcklund reaction', Taylor, R. J. K. and Casy, G., *Org. React.*, **2003**, 62, 357.
- ⁴⁴ Ewin, R. A., Loughlin, W. A., Pyke, S. M., Morales, J. C. and Taylor, R. J. K., *Synlett*, **1993**, 660.
- ⁴⁵ De Shong, P., Kell, D. A. and Sidler, D. R., *J. Org. Chem.*, **1985**, 50, 2309; De Shong, P., Sidler, D. R., Kell, D. A. and Aronson, N. N., *Tetrahedron Lett.*, **1985**, 26, 3747.
- ⁴⁶ Bhuller, P., Gilchrist, T. L. and Maddocks, P., *Synthesis*, **1997**, 271.
- ⁴⁷ Bonneau, R., Liu, M. T. H. and Lapouyade, R., *J. Chem. Soc., Perkin Trans. 1*, **1989**, 1547.
- ⁴⁸ Schmitz, E. and Ohme, R., *Chem. Ber.*, **1962**, 95, 795.
- ⁴⁹ Padwa, A. and Eastman, D., *J. Org. Chem.*, **1969**, 34, 2728.
- ⁵⁰ Adam, W., Asensio, G., Curci, R., González-Núñez, M. E. and Mello, R., *J. Org. Chem.*, **1992**, 57, 953.
- ⁵¹ Murray, R. W. and Jeyaraman, R., *J. Org. Chem.*, **1985**, 50, 2847.
- ⁵² Towson, J. C., Weismiller, M. C., Lal, G. S., Sheppard, A. C. and Davis, F. A., *Org. Synth.*, **1990**, 69, 158.
- ⁵³ 'Applications of oxaziridines in organic synthesis', Davis, F. A. and Sheppard, A. C., *Tetrahedron*, **1989**, 45, 5703; 'Asymmetric hydroxylation of enolates with *N*-sulfonyloxaziridines', Davis, F. A. and Chen, B.-C., *Chem. Rev.*, **1992**, 9, 919.
- ⁵⁴ Davis, F. A., Sheppard, A. C., Chen, B.-C. and Haque, M. S., *J. Am. Chem. Soc.*, **1990**, 112, 6679.

- ⁵⁵ Huynh, C., Derguini-Boumechal, F. and Linstrumelle, G., *Tetrahedron Lett.*, **1979**, 20, 1503.
- ⁵⁶ Couty, F., David, O. and Drouillat, B., *Tetrahedron Lett.*, **2007**, 48, 9180.
- ⁵⁷ 'The organic chemistry of β -lactams', Georg, G. I., Ed., VCH, New York, **1993**.
- ⁵⁸ Baldwin, J. E., Edwards, A. J., Farthing, C. N. and Russell, A. T., *Synlett*, **1993**, 49; Baldwin, J. E., Adlington, R. M., Godfrey, C. R. A., Gollins, D. W., Smith, M. L. and Russel, A. T., *ibid.*, 51.
- ⁵⁹ Clauss, K., Grimm, D. and Prossel, G., *Iustus Liebigs Ann. Chem.*, **1974**, 539.
- ⁶⁰ Durham, T. B. and Miller, M. J., *J. Org. Chem.*, **2003**, 68, 27.
- ⁶¹ 'Recent advances in β -lactone chemistry', Pommur, A. and Pons, J.-M., *Synthesis*, **1993**, 441.
- ⁶² Arnold, L. D., Kalantar, T. H. and Vederas, J. C., *J. Am. Chem. Soc.*, **1985**, 107, 7105.
- ⁶³ Jung, M. E. and Blum, R. B., *Tetrahedron Lett.*, **1977**, 3791.
- ⁶⁴ Vedejs, E. and Moss, W. O., *J. Am. Chem. Soc.*, **1993**, 115, 1607.
- ⁶⁵ Hodgson, D. M., Humphreys, P. G. and Ward, J. G., *Org. Lett.*, **2005**, 7, 1153.
- ⁶⁶ Yamauchi, Y., Katagiri, T. and Uneyama, K., *Org. Lett.*, **2002**, 4, 173.
- ⁶⁷ Galli, C., Illuminati, G., Mandolini, L. and Tamborra, P., *J. Am. Chem. Soc.*, **1977**, 99, 2591.
- ⁶⁸ 'Effective molarities for intramolecular reactions', Kirby, A. J., *Adv. Phys. Org. Chem.*, **1980**, 17, 183.
- ⁶⁹ Allen, C. F. H., Spangler, F. W. and Webster, E. R., *Org. Synth., Coll. Vol. IV*, **1963**, 433.
- ⁷⁰ 'Serine derivatives in organic synthesis', Kulkarni, Y. S., *Aldrichimica Acta*, **1999**, 32, 18.
- ⁷¹ Bew, S. P., Hughes, D. L., Palmer, N. J., Savic, V., Soapi, K. M. and Wilson, M. A., *Chem. Commun.*, **2006**, 4338.
- ⁷² Hassner, A., Lorber, M. E. and Heathcock, C., *J. Org. Chem.*, **1967**, 32, 540.
- ⁷³ Fowler, F. W., Hassner, A. and Levy, L. A., *J. Am. Chem. Soc.*, **1967**, 89, 2077; Hassner, A. and Fowler, F. W., *J. Org. Chem.*, **1968**, 33, 2686.
- ⁷⁴ Szmolinsky, G., *J. Org. Chem.*, **1962**, 27, 3557.
- ⁷⁵ Jeong, J. U., Tao, B., Sagasser, I., Hennings, H. and Sharpless, K. B., *J. Am. Chem. Soc.* **1998**, 120, 6844; Minakata, S., Kano, D., Fukuoka, R., Oderaotoshi, Y. and Komatsu, M., *Heterocycles*, **2003**, 60, 289.
- ⁷⁶ Minakata, S., Morino, Y., Oderaotoshi, Y. and Komatsu, M., *Chem. Commun.*, **2006**, 3337.
- ⁷⁷ Chang, J. W. W., Ton, T. M. U., Zhang, Z., Xu, Y. and Chan, P. W. H., *Tetrahedron Lett.*, **2009**, 50, 161.
- ⁷⁸ 'Nitrenes', Ed. Lwowski, W., Interscience, **1970**.
- ⁷⁹ Atkinson, R. S., Coogan, M. P. and Cornell, C. L., *J. Chem. Soc., Chem. Commun.*, **1993**, 1215.
- ⁸⁰ Li, A.-H., Dai, L.-X. and Hou, X.-L., *J. Chem. Soc., Perkin Trans. 1*, **1996**, 2725; Zhou, Y.-G., Li, A.-H., Hou, X.-L. and Dai, L.-X., *Tetrahedron Lett.*, **1997**, 38, 7225.
- ⁸¹ Verstappen, M. M. H., Ariaans, G. J. A. and Zwannenburg, B., *J. Am. Chem. Soc.*, **1996**, 118, 8491.
- ⁸² Katritzky, A. R., Wang, M., Wilkerson, C. R. and Yang, H., *J. Org. Chem.*, **2003**, 68, 9105.
- ⁸³ Dauban, P. and Dodd, R. H., *Org. Lett.*, **2000**, 2, 2327.
- ⁸⁴ Wadsworth, D. H., *Org. Synth., Coll. Vol. VI*, **1988**, 75; Freeman, J. P. and Mondron, P. J., *Synthesis*, **1974**, 894; Szmuskovicz, J., Kane, M. P., Laurian, L. G., Chidester, C. G. and Scahill, T. A., *J. Org. Chem.*, **1981**, 46, 3562.
- ⁸⁵ Dave, P. R., *J. Org. Chem.*, **1996**, 61, 5453; Hayashi, K., Sato, C., Kumagai, T., Tamai, S., Abe, T. and Nagao, Y., *Tetrahedron Lett.*, **1999**, 40, 3761.
- ⁸⁶ 'Synthesis of B-lactams', Mukerjee, A. K. and Srivastava, R. C., *Synthesis*, **1973**, 327.
- ⁸⁷ Gluchowski, C., Cooper, L., Bergbreiter, D. E. and Newcomb, M., *J. Org. Chem.*, **1980**, 45, 3413.
- ⁸⁸ Sharma, S. D., Kanwar, S. and Rajpoot, S., *J. Heterocycl. Chem.*, **2006**, 43, 11.
- ⁸⁹ 'Cyclisation of *N*-halogenated amines. (The Hofmann-Löffler reaction)', Wolff, M. E., *Chem. Rev.*, **1963**, 63, 55.
- ⁹⁰ Torii, S., Okumoto, H. and Genba, A., *Chem. Lett.*, **1996**, 747.
- ⁹¹ Ichikawa, J., Lapointe, G. and Iwai, Y., *Chem. Commun.*, **2007**, 2698.
- ⁹² 'Stereoselective synthesis of piperidines', Laschat, S. and Dickner, T., *Synthesis*, **2000**, 1781.
- ⁹³ Noack, M. and Göttlich, R., *Eur. J. Org. Chem.*, **2002**, 3171.
- ⁹⁴ Tsai, M.-R., Hung, R.-C., Chen, B.-F., Cheng, C.-C. and Chang, N.-C., *Tetrahedron*, **2004**, 60, 10637.
- ⁹⁵ 'Formation of medium-ring heterocycles by diene and enyne metathesis', Chattopadhyaya, S. K., Karmakar, S., Biswas, T., Majumdar, K. C., Rahaman, H. and Roy, B., *Tetrahedron*, **2007**, 63, 3919.
- ⁹⁶ 'Evolution and applications of second-generation ruthenium olefin metathesis catalysts', Schrodi, Y. and Pederson, R. L., *Aldrichimica Acta*, **2007**, 40, 45.
- ⁹⁷ Ferguson, M. L., O'Leary, D. J. and Grubbs, R. H., *Org. Synth.*, **2003**, 80, 85.
- ⁹⁸ Rutjes, F. P. J. T. and Schoemaker, H. E., *Tetrahedron Lett.*, **1997**, 38, 677.
- ⁹⁹ Vardelle, E., Gamba-Sanchez, D., Martin-Mingot, A., Jouannetaud, M.-P., Thibaudeau, S. and Marrot, J., *Chem. Commun.*, **2008**, 1473.
- ¹⁰⁰ 'Epoxidation and hydroxylation of ethylenic compounds with organic peracids', Swern, D., *Org. Reactions*, **1953**, 7, 378; Rebek, J., Marshall, L., McManis, J. and Wolak, R., *J. Org. Chem.*, **1986**, 51, 1649.
- ¹⁰¹ Katsuki, T. and Sharpless, K. B., *J. Am. Chem. Soc.*, **1980**, 102, 5974; 'Asymmetric epoxidation of allylic alcohols: the Sharpless reaction', Pfenninger, A., *Synthesis*, **1986**, 89; 'Mechanism of asymmetric epoxidation; I. Kinetics', Woodward, S. S., Finn, M. G. and Sharpless, K. B., *J. Am. Chem. Soc.*, **1991**, 113, 106; '2. Catalyst structure', Finn, M. G. and Sharpless, K. B., *ibid.*, 113.
- ¹⁰² Searles, S. and Gortatowski, M. J., *J. Am. Chem. Soc.*, **1953**, 75, 3030.
- ¹⁰³ Paternò, E. and Chieffi, G., *Gazz. Chim. Ital.*, **1909**, 39, 341; Büchi, G., Inman, C. G. and Lipinski, E. S., *J. Am. Chem. Soc.*, **1954**, 76, 4327; 'Stereo-selective intermolecular [2 + 2]-photocycloaddition reactions and their application in synthesis', Bach, T., *Synthesis*, **1998**, 683.
- ¹⁰⁴ Dalton, J. C. and Tremont, S. J., *Tetrahedron Lett.*, **1973**, 4025.
- ¹⁰⁵ Bouda, H., Borredon, M. E., Delmas, M. and Gaset, A., *Synth. Commun.*, **1987**, 17, 943; Iranpoor, N. and Kazemi, F., *Synthesis*, **1996**, 821.
- ¹⁰⁶ Bouda, H., Borredon, M. E., Delmas, M. and Gaset, A., *Synth. Commun.*, **1989**, 19, 491.
- ¹⁰⁷ Ettliger, M. G., *J. Am. Chem. Soc.*, **1950**, 72, 4792; Chan, T. H. and Finkenbine, J. R., *J. Am. Chem. Soc.*, **1972**, 94, 2880; Takido, T., Kobayashi, Y. and Itabashi, K., *Synthesis*, **1986**, 779.

31

Special Topics

31.1 Synthesis of Ring-Fluorinated Heterocycles

This section deals only with compounds where fluorine is attached to the heterocyclic ring. Compounds with fluorine in a benzo-fused ring or in side-chains, for example as trifluoromethyl, are usually prepared by methods similar to those used for standard analogues and thus do not require special treatment.¹ Several general reviews of organofluorine chemistry are available.²

The syntheses of ring-fluorinated heterocycles are collected together in this section as a 'special topic' as they are significantly different to those of other halo-heterocycles. Fluorine substituents are also much more important than the other halogens as stable modifying groups in drugs and are also of interest in other areas such as PET (31.2.3) and as very good leaving groups for nucleophilic substitutions in azoles and azines (3.3.2). Such fluorine-containing compounds are only occasionally prepared by the standard methods for the other halides, i.e. direct halogenation or replacement of oxy groups, in fact the latter is almost unknown for fluorine.

(Direct fluorinations with elemental fluorine and other powerful fluorinating agents can be carried out, but they are, to say the least, inconvenient. They are also potentially very hazardous for the inexperienced chemist and are best left to a fluorine specialist. Such reactions are, of course, carried out industrially, but using dedicated special equipment with rigorous safety control.)

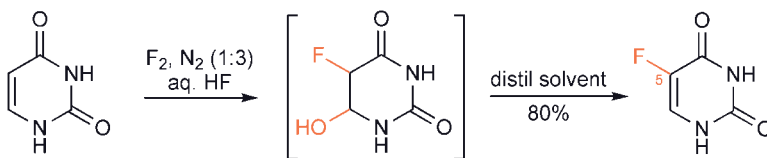
31.1.1 Electrophilic Fluorination

CAUTION: Both fluorine gas and some other electrophilic fluorinating agents are highly toxic and may react violently with organic materials. Hydrogen fluoride, a common by-product of electrophilic fluorinations, is highly corrosive.

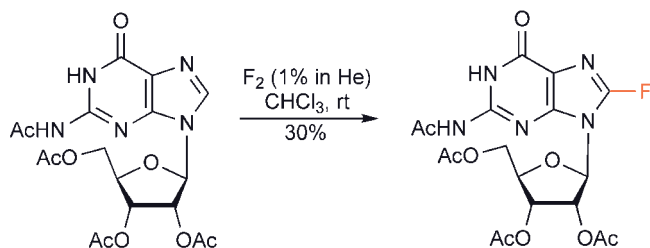
The reaction of organic materials with neat fluorine gas is very vigorous and can result in explosions. Fluorine diluted with an inert gas (nitrogen or helium) is much safer, although even this can, for example, ignite paper, even at very low concentrations.

Other powerful fluorinating agents, such as trifluoromethyl hypofluorite, perchloryl fluoride and acetyl hypofluorite (CF_3OF , FCIO_3 , AcOF) have been used successfully, but are not easy to obtain, are toxic and the last two are intrinsically explosive. Some newer, milder, but more limited, fluorinating agents are discussed later in this section.

Direct reaction with fluorine, can be carried out successfully and selectively on robust electron-rich ring systems and has been used commercially for the synthesis of 5-fluorouracil, an important anti-cancer drug. This reaction proceeds *via* 5,6-addition of F and the solvent, elimination of the 6-substituent occurring on heating the reaction mixture.³



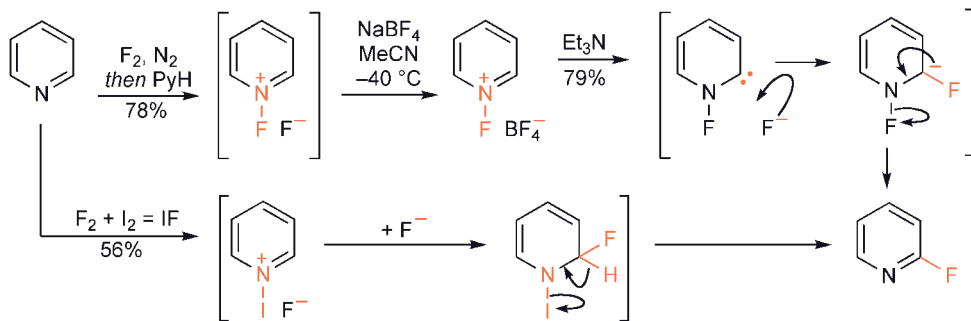
Similarly, direct fluorination is a useful method for oxy- and amino-purines,⁴ but yields are often only modest.



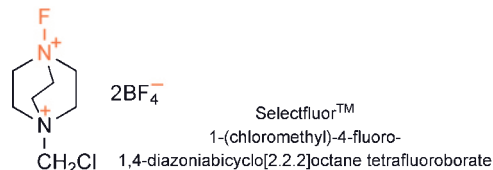
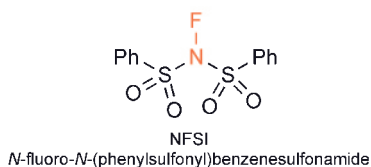
With other electron-rich systems, such as pyrrole and thiophene, the reaction may be difficult to control and polyfluorinated and/or non-aromatic products are often formed.

Pyridines react with fluorine by formation of *N*-fluoropyridinium fluorides, which are unstable above 0 °C. These can be converted, by exchange with sodium salts, into more stable salts, such as tetrafluoroborates, some of which are commercially available as mild electrophilic fluorinating agents for highly reactive substrates, such as enolates.⁵ Addition of *N*-fluoropyridinium tetrafluoroborates to excess triethylamine results in the formation of the 2-fluoropyridine(s), *via* a carbene intermediate.⁶

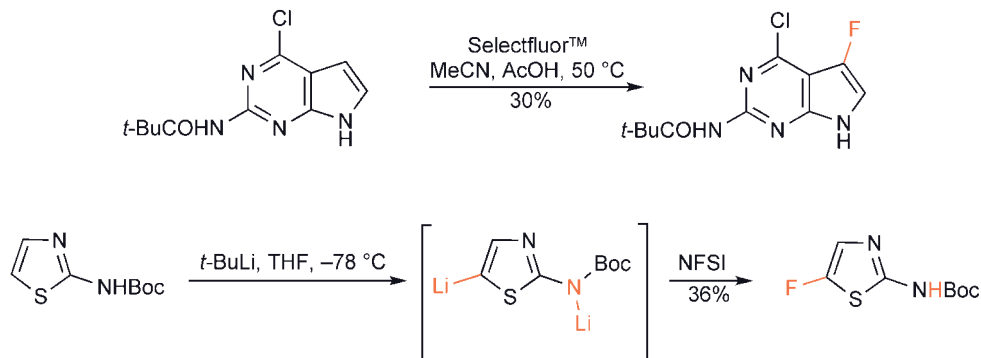
Reaction of pyridine with iodine fluoride (a mixture of F₂ and I₂) gives 2-fluoropyridine directly, but this involves an addition-elimination mechanism on *N*-iodopyridinium fluoride, rather than electrophilic fluorination.⁷



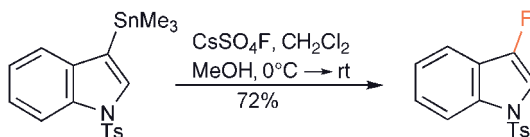
Several milder electrophilic fluorinating agents are commercially available, the most notable being various *N*-fluoro-amides or *N*-fluoro quaternary salts, examples being NFSI and Selectfluor™.



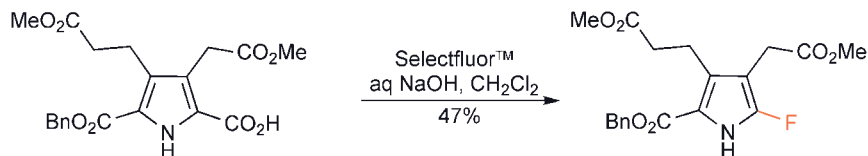
These can be used for direct C-fluorination⁸ or reaction with lithio-heterocycles or other organometallic derivatives. In a process for the synthesis of a 5-fluorothiazole using a lithio derivative, although the yield was moderate, the reaction could be carried out on a large scale.⁹



Cesium fluoroxysulfate (CsSO_4F) is moderately stable, although potentially explosive, and is particularly useful for *ipso*-fluorination of stannanes and boronic acids.¹⁰



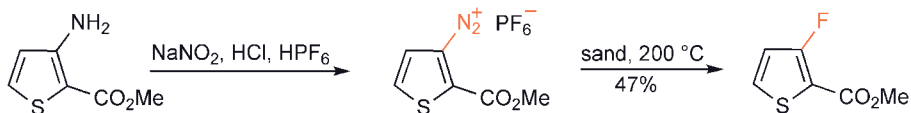
*Ips*o-replacement of a carboxylic acid group can also be carried out.¹¹



Electrochemical (anodic) fluorinations can be carried out, but may be difficult to control and over-fluorination and/or fluorination of substituents often results. The mechanism involves conversion of the substrates into radical cations, which are then trapped by fluoride, rather than electrophilic fluorination.¹² Again, the method is more suited to robust systems such as pyrimidinones and purines.

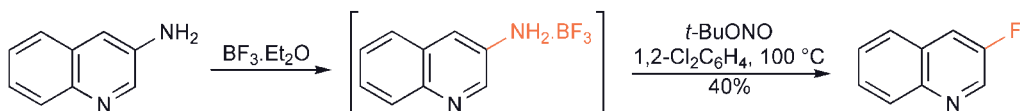
31.1.2 The Balz–Schiemann Reaction

The Balz–Schiemann reaction, the classic synthesis of fluoro-aromatic compounds, involves diazotisation of an aromatic amine, isolation of the diazonium fluoroborate or hexafluorophosphate, then thermal decomposition of the dry salt, usually diluted with sand for safety. It is a useful method, with application to a number of heterocyclic systems, for example methyl 3-aminothiophene-2-carboxylate.¹³

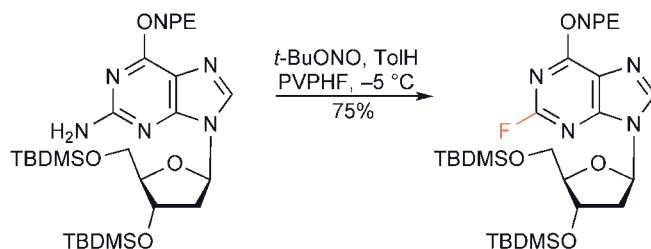


An industrial method involves diazotisation in anhydrous HF. This hazardous method has advantages for large-scale production, but is not suitable for normal laboratory-scale work!

A variation on the standard reaction avoids isolation of the diazonium salt by its generation, under anhydrous conditions, at its decomposition temperature. The only heterocyclic example so far described is the preparation of 3-fluoroquinoline,¹⁴ but the method could no doubt be applied to other systems.



A method using polyvinylpyridinium hydrofluoride (PVPHF), as fluoride source, at low temperature was suitable for the relatively sensitive 2-deoxy-nucleosides.¹⁵ This low temperature reaction was probably successful due to the instability, i.e. high reactivity, of diazonium salts at the α -position of azines, and may not be general for other heterocycles.



31.1.3 Halogen Exchange (Halex) Reactions

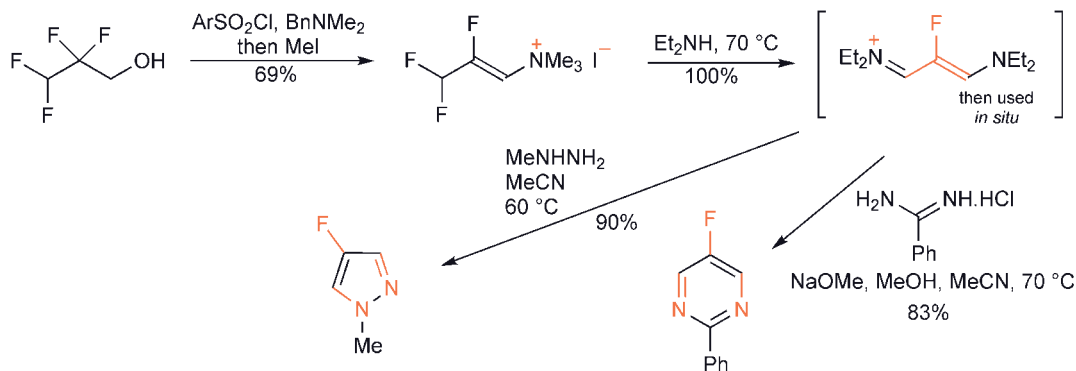
These reactions, involving nucleophilic displacement of other halogens by fluoride anion are important industrially and of some use in the laboratory for electron-deficient rings. The exchange/equilibrium of ¹⁹F with ¹⁸F is of use in PET (see 31.2.3). Nitro is also a good leaving group for this process in a number of systems: purines (27.5), pyridines (8.3.2) and 1,2,4-triazoles (29.1.1.2).

31.1.4 Ring Synthesis Incorporating Fluorinated Starting Materials

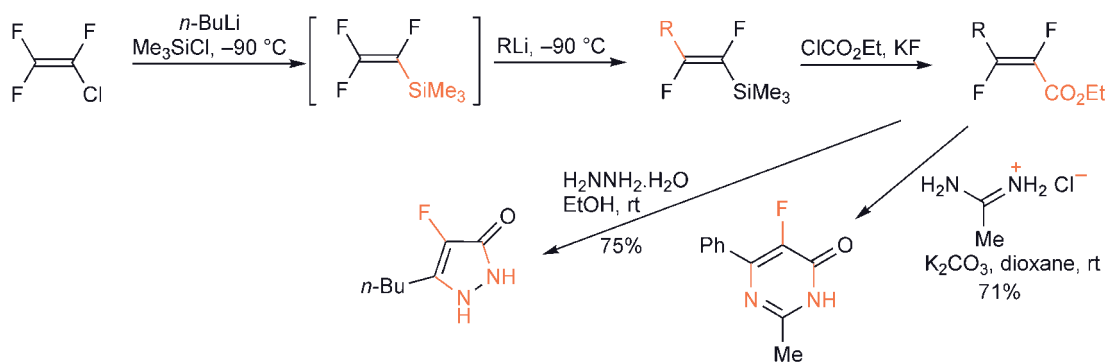
The most promising approach for the efficient preparation of fluoro-heterocycles is by ring synthesis from fluorine-containing starting materials and intermediates.

CAUTION: *Monofluoroacetates are intermediates for some literature syntheses of fluorinated heterocycles. Fluoroacetic acid and its derivatives, such as fluoroacetamide and ethyl fluoroacetate, and compounds which could be metabolically converted into fluoroacetate, such as 2-fluoroethanol, are extremely toxic and have no antidote. A lethal dose of the acid in humans may be as low as 100 mg. They should be avoided if at all possible, but if their use is essential, they must only be used under rigorous control.*

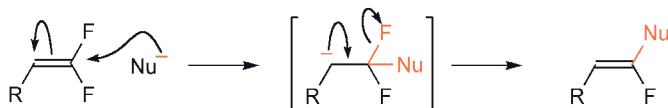
There are, perhaps surprisingly, many complex polyfluorinated starting materials available commercially and some apparently quite exotic reagents and intermediates can be easily (and often cheaply) prepared from these. These intermediates may simply be the fluorinated analogues of standard intermediates, for example, 1,3-dicarbonyl compounds or their equivalents, such as an iminium salt synthon for fluoromalonaldehyde.¹⁶



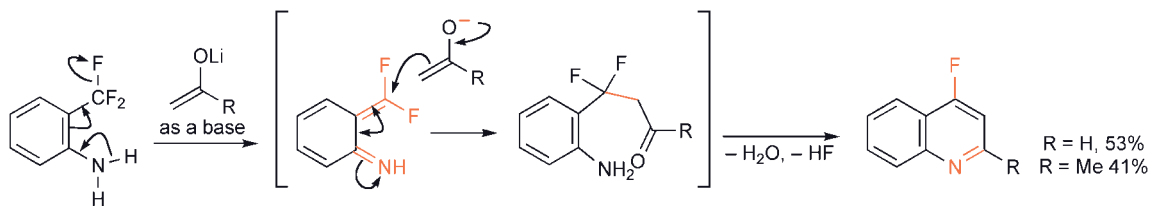
A related method giving oxy compounds involves displacement of the 'activated' fluorine in 2,3-difluoroacrylates.¹⁷



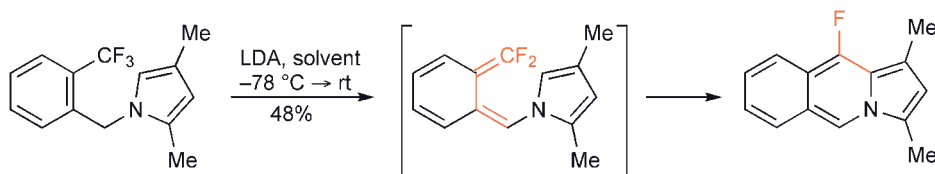
The other approach, with great potential, involves cyclisation reactions of polyfluoro compounds, with *in situ* aromatisation *via* loss of one or more fluorines. The reaction mode involves nucleophilic addition to *gem*-difluoro-methylidene intermediates. This moiety is highly susceptible to nucleophilic addition to the fluorine-bearing carbon, even in the absence of other activation. A transient intermediate anion is thought to be stabilised by hyperconjugation and inductive effects from the two β -fluorines, this being a much more favourable situation than an anion α to the fluorines.¹⁸



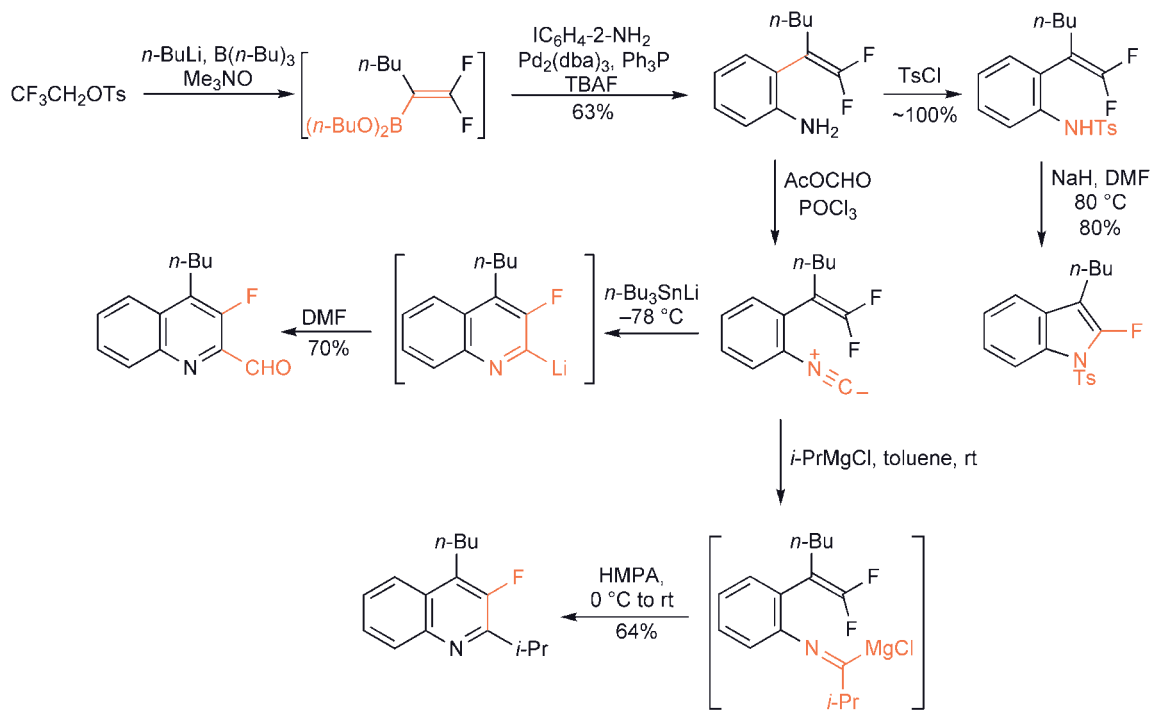
Reactions involving quinone methide intermediates do not need this special activation, but the aromatisation follows a comparable route. The synthesis of 4-fluoroquinolines *via* reaction of 2-trifluoromethylaniline with enolates illustrates, in part, the *gem*-difluoromethylidene concept. Here elimination of hydrogen fluoride by the enolate acting as a base, initiates the sequence, generating a highly reactive quinone methide.¹⁹



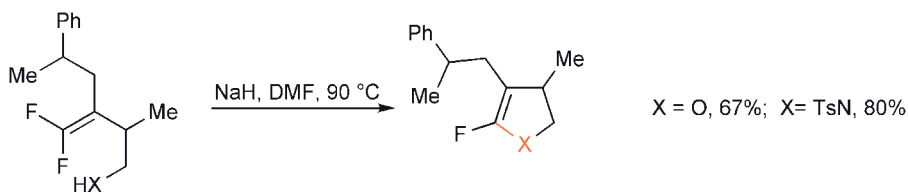
Intramolecular addition of carbon nucleophiles can also be used. In this case a benzylic anion brings about the first fluoride elimination.²⁰



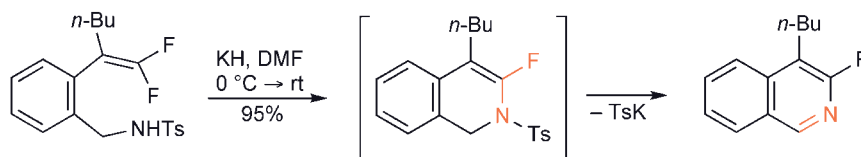
5-*Endo-trig*-cyclisations, which are normally difficult, are successful with assistance from 'difluoro activation' as demonstrated by the synthesis of the 2-fluoroindole shown below. The corresponding 3-unsubstituted 2-fluoroindole, benzofurans and benzothiophenes can also be prepared in similar yields.²¹ The versatile, intermediate aniline, can also be converted into the corresponding isonitrile, which, in turn, can be used to generate a lithio-quinoline, which reacts well with a variety of electrophiles.²² The isonitrile can also be reacted with Grignard reagents to give 2-alkyl-quinolines and a similar addition to the corresponding nitrile leads to isoquinolines.²³



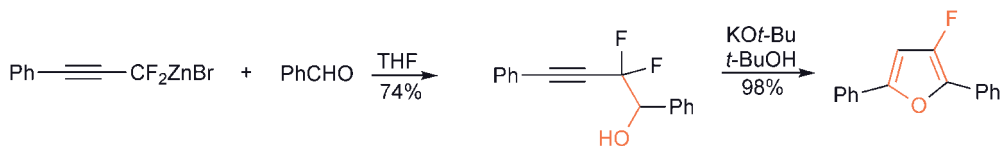
It is worth noting that these (*5-endo-trig*) cyclisations also occur readily in simple aliphatic systems, giving dihydro-heterocycles.²¹



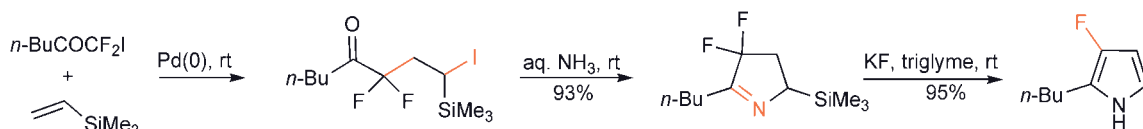
Another cyclisation of this type gives a dihydroisoquinoline, which aromatises *in situ*, by elimination of sulfinate, if potassium hydride is used as base. The intermediate dihydroisoquinoline can be isolated if NaH is used as base.²⁴



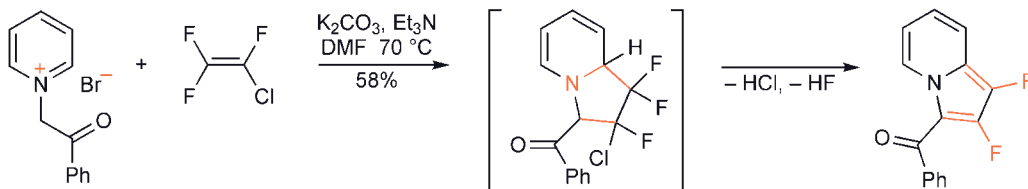
Difluoromethylene moieties can be incorporated into stable reagents and intermediates where, eventually, loss of one of the fluorines results from a key aromatisation step.²⁵



gem-Difluoro-dihydro-heterocycles can be isolated in some cases, such as in the iodosilyl-ketone reaction shown below.²⁶



Dipolar additions onto perfluoro-alkenes is followed by aromatisation *via* two fluoride/halide eliminations.²⁷



31.2 Isotopically Labelled Heterocycles²⁸

The preparation of heterocycles containing isotopically labelled atoms, either in the ring or as substituents, may be required for a number of purposes, for example mechanistic studies of reactions or biosynthesis, spectroscopic studies or for medical research and diagnosis.

[NOTE: The correct term for an individual isotope of an element, for example ^{13}C , is 'nuclide', but the word 'isotope' is in loose common usage. The use of 'isotope', without further qualification, is equivalent to saying that '1-butene is an isomer', without saying of what.]

The nuclides that are commonly used in heterocyclic systems are:

1. Stable: ^2H (D), ^{13}C , ^{15}N
2. Relatively long-lived, beta-emitting, radionuclides: ^3H (T) ($t_{1/2}$ 12.3 years), ^{14}C ($t_{1/2}$ 5,700 years)
3. Short-lived, positron-emitting, radionuclides: ^{18}F ($t_{1/2}$ 110 min), ^{11}C ($t_{1/2}$ 20.4 min).

31.2.1 Hazards Due to Radionuclides

^3H and ^{14}C present a relatively low external risk, as the beta radiation is very easy to shield, so normal laboratory techniques can be used, with appropriate containment. However, ingestion or inhalation of any radioactive material, even the weak beta emitters, is very hazardous. The short-lived positron-emitting nuclides generate intense gamma radiation, which requires heavy shielding with automated remote handling.

31.2.2 Synthesis

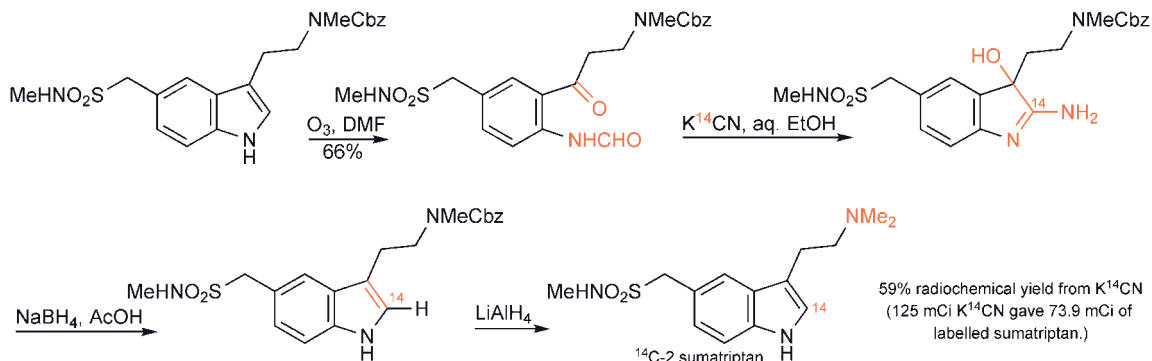
The syntheses used for labelled compounds are often not those that would be considered the best from a purely chemical point of view, but those that use the expensive, and possibly hazardous, nuclide most efficiently and safely.

[NOTE: Quoting yields in this area is more complex than usual. Normal chemical yields can be given, but for radionuclides, the radiochemical yield, which shows the efficiency of incorporation of the nuclide into the final product, is more meaningful. The situation is more complex for the very short-lived (PET) nuclides, where the yields have to be corrected for the very substantial decay that occurs throughout the whole process.]

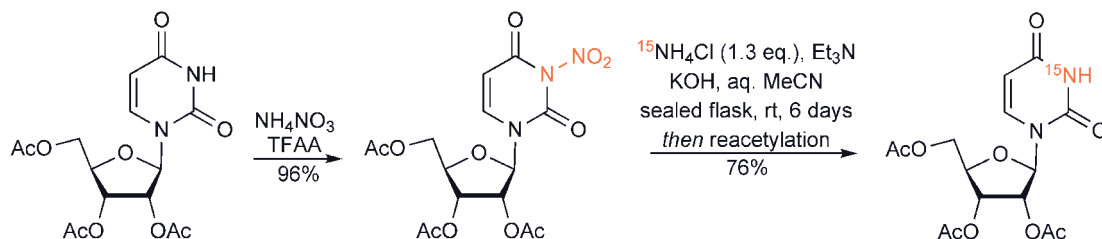
Deuterium and tritium can be introduced at certain positions of heterocyclic rings by acid- or base-catalysed exchange of hydrogen, or protonolysis of organometallics, and this has long been used in mechanistic studies.

Incorporation of labelled atoms into and onto heterocyclic rings can also be carried out *via* standard heterocyclic ring syntheses using commercially available labelled organic building blocks, but the range is limited and prices generally high. More commonly, a synthesis is devised that uses simple, and relatively cheap, labelled inorganic components. Common ^{13}C or ^{14}C sources are cyanide and carbon dioxide (as, for example, from barium carbonate) and ^{15}N from ammonium salts and nitrite.

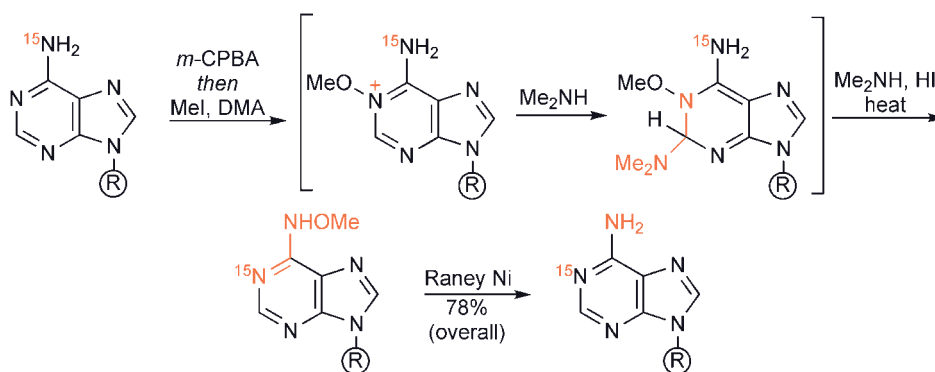
A common approach is to take a final product or key intermediate and degrade it to a compound that can be built up again by insertion of the labelled atom. The chemical yield of the degradation is not important, the most important factor being the efficient use of the replacement nuclide. A nice example of this is a synthesis of ^{14}C -2 sumatriptan.²⁹



The synthesis of ^{15}N -3 uridine triacetate was carried out by direct exchange of the nitrogen isotopes, *via* nitration of N-3, then reaction with $^{15}\text{NH}_3$, *via* a double nucleophilic replacement of nitramide (NH_2NO_2) (14.9.2.2). Note the modified conditions for efficient use of the labelled reagent.³⁰



A modified Dimroth rearrangement (27.1.1.2) allowed an efficient labelling of N-1 of adenosine, *via* initial exocyclic introduction of the labelled nitrogen by nucleophilic substitution at C-6.³¹



31.2.3 PET (Positron Emission Tomography)³²

One of the most significant medical applications of radiolabelled compounds is for PET scans. These are important diagnostic and research tools that can be used to study the distribution of drugs or biomolecules in the body, and for imaging of organs.

Positrons are the antimatter counterparts of electrons and are emitted from a number of low-atomic-number radionuclides. The procedure begins with administration of a compound containing a very

short-lived, positron-emitting, nuclide to the patient. The emitted positron undergoes matter–antimatter annihilation with an electron, which happens within a very short distance, generating two gamma photons at 180 ° to one another, which can be detected synchronously outside the body. An array of gamma detectors gives a 3D image of the distribution of the labelled compound. The dose of radiation to the patient is very small – about the same as an X-ray. The chemist is more at risk than the patient!

The nuclides ^{18}F and ^{11}C are by far the most commonly used positron emitters for complex organic molecules. Unfortunately, from the heterocyclic point of view, ^{13}N has a half-life that is just too short (10 min) for sensible organic chemistry.

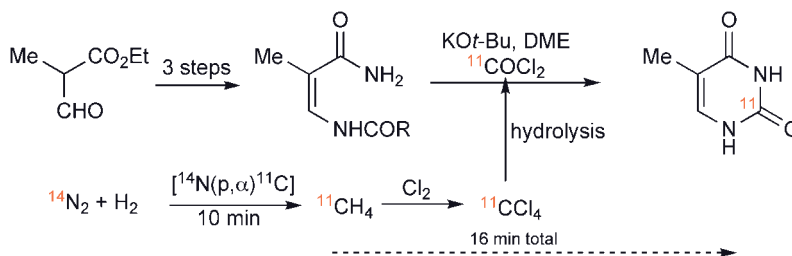
31.2.3.1 Synthesis of Compounds for PET

This is a challenging area for heterocyclic synthesis, as the very short half-lives of these nuclides give rise to two problems – the need for very rapid synthesis and purification, and the high gamma emission, which requires the use of remote handling. The amounts of radioactive materials produced are minute (sub-microgram quantities); it should be borne in mind that one nanogram of ^{11}C is about as radioactive as one gram of radium.

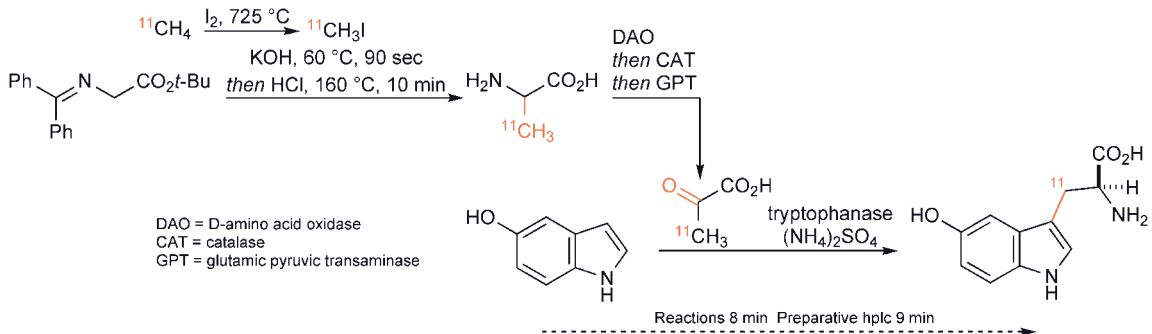
Another unique requirement is that the radionuclides themselves must be prepared by nuclear reactions, brought about by bombardment of a target of ^{14}N or ^{18}O , usually in the presence of a co-reactant, with high energy (18 MeV) protons in a cyclotron. Some very simple reagents can then be prepared from the initial products.

Because of the very short half-lives, all the work, including the nuclear synthesis, must be done close enough to the patient – often in the same building – that sufficient activity to carry out the procedure remains in the sample when it is used. This is a more acute requirement for ^{11}C than for ^{18}F . In the former case, 87% of the material is lost in one hour, and 98% in two hours.

The development of an efficient synthesis of labelled phosgene was the main determinant in a synthesis of ^{11}C -2 thymine.³³

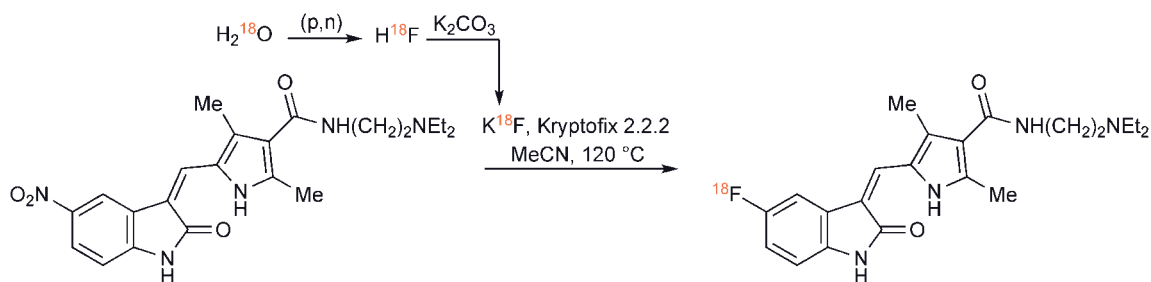


Simple reactions are best, but the complex conversion carried out using sequential enzymic transformations for the synthesis of labelled 5-hydroxytryptophan, for use in neuroendocrine tumour imaging, is notable.³⁴



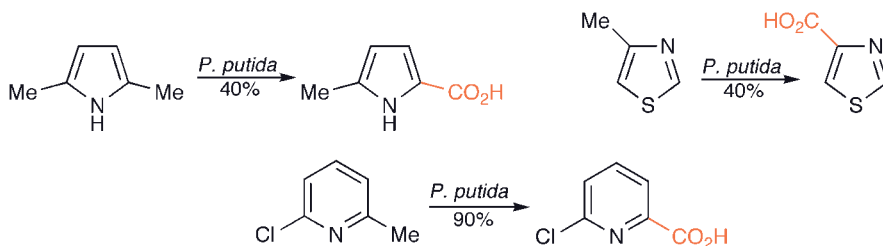
The nuclide ^{18}F can be introduced using a number of standard methods using fluorine, HF or fluoride anion. In contrast to normal chemistry, $^{18}\text{F}_2$ (as a dilute mixture in argon or neon) is a convenient reagent in the PET context, being prepared directly by proton bombardment of $^{18}\text{O}_2$ in argon, or deuteron bombardment of neon. An example of its use is the preparation of labelled 5-fluorouracil and its ribosides by direct electrophilic fluorination.³⁵

^{18}F is often introduced by nucleophilic displacement using potassium fluoride with the cryptand Kryptofix 2.2.2. The substrates can be halides, but nitro and quaternary ammonium are the preferred leaving groups in azines and purines.³⁶ Such reactions are standard, but apparently un-activated substrates, such as the nitro-oxindole shown below, have also been used successfully.³⁷

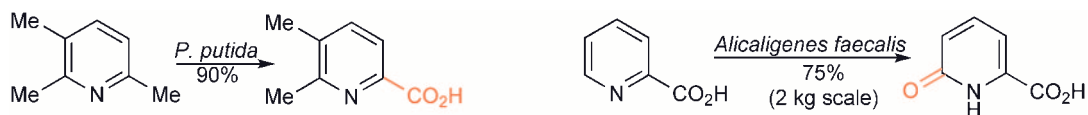


31.3 Bioprocesses in Heterocyclic Chemistry³⁸

The use of biological methods has a small, but significant niche in synthetic heterocyclic chemistry, being used both on a research scale and for fine-chemicals production. The processes may use isolated enzymes or whole microorganisms, the main reactions being oxidations of a heterocyclic nucleus or of side-chains, but other reaction types are also used, for example enzymatic catalysis has been used to ribosylate purines and related bases by reaction with a 7-alkylated nucleoside.³⁹

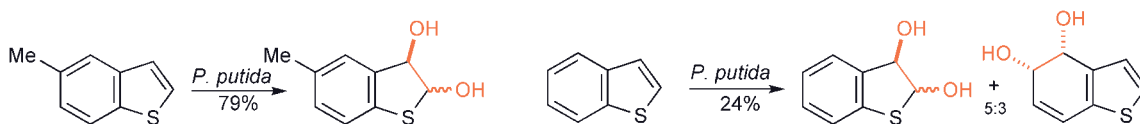


A particular advantage of biological methods is their potential regio-, stereo- and enantioselectivity, which may not be attainable using chemical reagents. On the other hand, non-selective reactions have their uses: for example, the subjection of natural products to non-selective oxidations will generate a series of starting materials for the preparation of a wider range of analogues for biological evaluation.

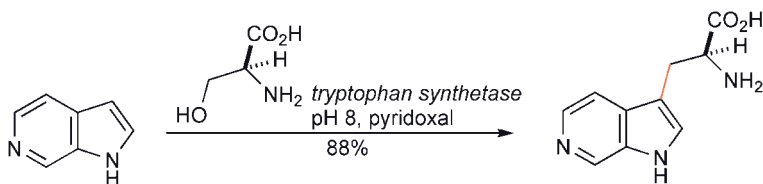


The oxidation of pyridines to pyridones⁴⁰ and the selective oxidation of a side-chain in alkyl-pyridines and other azines, have been well studied.⁴¹

The enantioselective *cis*-dihydroxylation⁴² of benzothiophenes and benzofurans in the heterocyclic ring, by *Pseudomonas putida*, is analogous to well-known conversions of simple benzenoid compounds,⁴³ but in the heterocyclic context, hydroxyl groups introduced at an α -carbon easily epimerise. Indole gives indoxyl probably *via* dehydration of an intermediate 2,3-diol. In contrast, *cis*-dihydroxylation of quinolines, or of 2-phenylpyridines, takes place selectively in the benzene ring.⁴⁴



The introduction of an amino acid side-chain onto 4-, 5-, 6- and 7-azaindoles by an enzyme-catalysed alkylation with serine is an impressive demonstration of the power of biological methods.⁴⁵



31.4 Green Chemistry

'Green chemistry' is currently a fashionable topic, and a variation – 'sustainable chemistry' – is also in vogue. However, although its aims are laudable, the term has been overused and frequently abused, often as a tag to aid publication and grant applications. Green chemistry can be simply and accurately, but broadly, defined as chemistry that can be carried out in a *relatively* environmentally friendly or benign manner; alternatively, carrying out a chemical process in the most environmentally friendly way that is reasonably achievable, as no chemical reaction or process can be totally 'green'. 'Official' checklist definitions have been stated and may include aspects of reaction safety, which is actually separate and more important,⁴⁶ but common sense is more useful than a clipboard in this area.

Atom economy⁴⁷ – the incorporation of as much of the starting materials as possible into the product – is a useful concept, but it should not overshadow the whole.

No reaction can be green in its own right until *all* the aspects of the process in which it is involved have been analysed, which includes complete analysis of the 'green-ness' of the origin of starting materials and reagents.

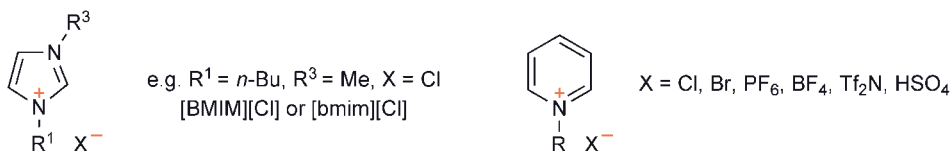
Many aspects of green chemistry have been in use for years, because efficient chemical processes with minimum waste are also economically preferable, and in industry are also confined by legal controls on polluting practices, at least in some countries.

31.5 Ionic Liquids⁴⁸

The development of ionic liquids (ILs) was a significant addition to the range of chemical tools and is of particular interest here because many of them are heterocycles.⁴⁹ The name is self-explanatory and can include a vast range of types, but is usually taken to mean salts that are liquid at or slightly above room

temperature and are thus sometimes referred to as ‘room temperature ionic liquids’ (RTILs). They are either protic or, more usually quaternary, salts of organic bases, most prominently 1,3-dialkyl-imidazolium salts, although pyridinium and higher azolium salts are also used. More diverse types are used industrially. Somewhat surprisingly, some types can be distilled *in vacuo*.⁵⁰

Their normal laboratory applications are as specific solvents, catalysts and phase tags (5.1.5.2).



Typical heterocyclic ionic liquids

Their abbreviations, for use in reaction schemes, are not universally defined, but amongst the common styles are, for example, 1-*n*-butyl-3-methylimidazolium chloride = [BMIM][Cl] or [bmim][Cl].

The particular advantages of ILs are that they are good, but selective, solvents with very low vapour pressures, low flammability and high temperature stability, although the latter two features depend on the anion. Significantly, their properties can be fine-tuned by variations of the core, alkyl groups and anions. The anion is chemically significant – halides, which are good complex-forming anions with Lewis acids, and the triflimide (Tf_2N^-), which is very poorly coordinating, are extremes and can have a major effect on reactivity.⁵¹

ILs have, unfortunately, become strongly associated with green chemistry to such an extent that merely using an IL as solvent is often claimed to make a reaction ‘green’, even when the work-up involves dilution with water and extraction with large amounts of normal solvents! The main claim to green-ness for ILs is their low volatility, in contrast to common solvents. However, although this gives scope for them to be used in green processes, they can have some very ‘un-green’ features. The fact that they are more complex structures than the usual solvents means that significant chemistry is required for their preparation, and therefore they start with a green deficit, which has to be counterbalanced by significant gains in other areas, particularly efficient recycling/re-use. When certain counter ions, such as nitrate, are present, they can present a significant fire hazard⁵² and many ionic liquids have significant water solubility and significant toxicity to aquatic organisms.⁵³

While it can be questioned how green ILs are, they are certainly useful chemically. They have numerous uses as Lewis or protic acid catalysts, for example aluminium chloride in [emim][Cl] is a superior catalyst for the Friedel–Crafts acylation of indoles bearing electron-withdrawing groups and of azaindoles.⁵⁴

Ionic liquid bisulfate salts are good catalysts for the esterification of acids with neopentanol, where the starting materials are soluble in the ionic liquid, but the ester insoluble, allowing an easy isolation of the product.⁵⁵

Both pyridinium and imidazolium ionic liquids have been used as solvents for palladium-catalysed reactions, such as the Suzuki coupling, but only the use of 1-(3-cyanopropyl)pyridinium triflimide salt (mp $-64.5\text{ }^\circ\text{C}$) allows very efficient retention and recycling of the palladium catalyst.⁵⁶

31.6 Applications and Occurrences of Heterocycles

Apart from their academic interest and occurrences in natural substances (Chapter 32), heterocycles find extensive applications in industrial and fine chemicals, medicines (Chapter 33), analysis, agriculture, and in many day-to-day activities and in many technological fields.⁵⁷

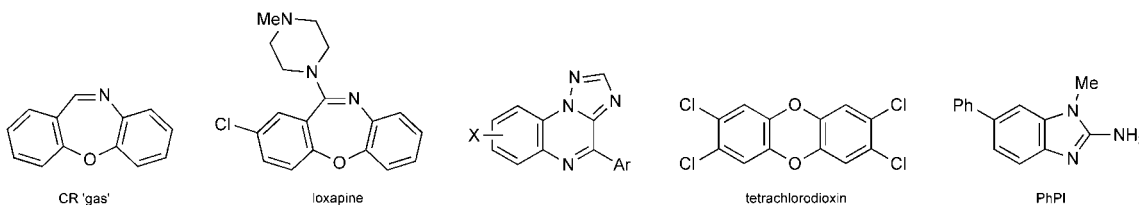
31.6.1 Toxicity

This not really an ‘application’ of heterocycles, but is essential knowledge for the practical chemist. The occurrence of explosive hazards is also of major importance (see 5.4 and 29.1.1.5).

The hazards of all common solvents and reagents are well known and those of new materials can often be inferred from structural properties and similarities. For example, toxic effects are to be expected from certain classes of heterocycle, particularly those that are subject to easy nucleophilic replacement of halogen and therefore are alkylating agents in their effect on biomolecules. For example, the fungicide davigil (2,3,5,6-tetrachloro-4-methylsulfonylpyridine) and the useful intermediate 5-bromo-2,4-dichloropyrimidine, are allergenic substances, the latter very strongly so.

However, structures do not always warn of toxicity, so vigilance must always be exercised – as in drugs, minor structural variations may lead to large changes in biological activity. These unexpected toxic effects are usually discovered by their actions being observed on the chemists who have first made them! An example is the apparently innocuous-looking heterocycle (related to the anti-psychotic drug loxapine) ‘CR gas’, a powerful lachrymator, and a severe and very unpleasant skin irritant. It has been developed, controversially, as a riot control agent. (It is not, of course, a ‘gas’.)

The group of fused triazoles shown below were implicated, although the precise agent was not established, as chloracnogens, with similar effects to the notorious (heterocyclic) pollutant tetrachlorodioxin.⁵⁸ This type of effect does not relate to any chemical reactivity, as they exert their effect by physical binding to DNA, and they may produce severe effects when present as only minor impurities.

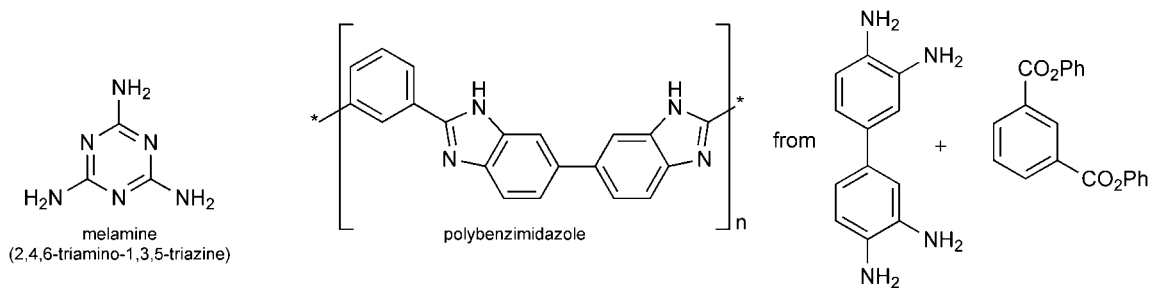


‘PhPI’⁵⁹ is one of a number of related (potential) carcinogens, known vaguely as ‘heterocyclic amines’ (HCAs), which are formed during cooking, particularly frying, of meat.⁶⁰ Interestingly, pre-microwave treatment of beef burgers before frying dramatically reduces the formation of these HCAs by removing their precursors – ‘creatine, creatinine, amino acids (*sic*), and glucose’, together with water and fat!⁶¹

31.6.2 Plastics and Polymers

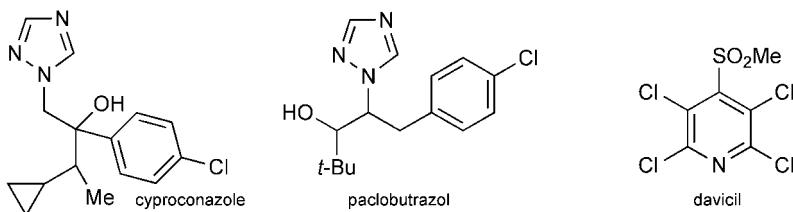
Melamine condenses with formaldehyde to give a widely used plastic with good heat resistance, most familiar in laminates for kitchen worktops and as housewares, and known as Formica.

Polybenzimidazole fibre forms one of the most fire-resistant textiles (mp 760 °C; usable to 540 °C) and, although very expensive, is used for high-tech applications, such as protective clothing for fire fighters, astronauts and motor-racing drivers.

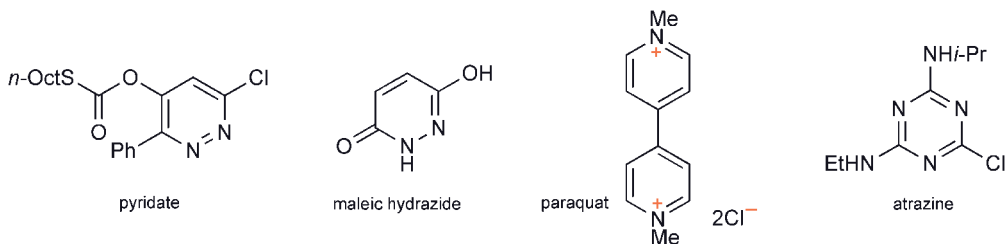


31.6.3 Fungicides and Herbicides

Heterocycles are contained in a large number of ‘agrochemicals’. Triazoles, such as cyproconazole, are effective plant fungicides and have mechanisms of action – inhibition of steroid synthesis – similar to those used medicinally. Other triazoles have limited antifungal activity, but are useful plant-growth regulators, for example paclobutrazol. Another widely used fungicide is daviçil.



Useful selective herbicides include paraquat, pyridate, maleic hydrazide and atrazine, the last being somewhat controversial as it is widely used in the US, but banned in the EU.

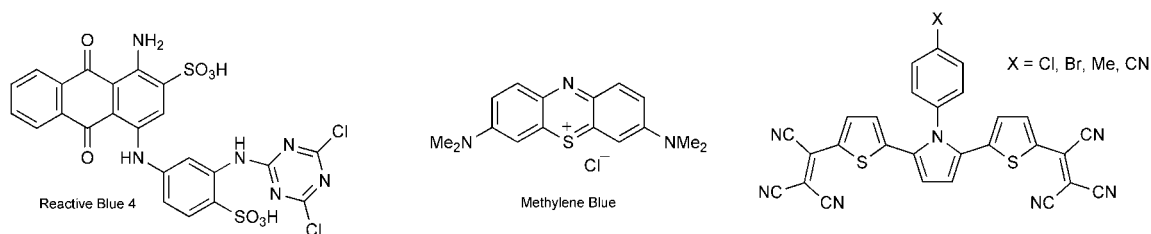


31.6.4 Dyes and Pigments

(A pigment can be any colouring material but is often, particularly when synthetic, an insoluble substance, whereas a dye is a soluble colorant applied to a substrate for which it has an affinity. Many dyes are also used as specific stains for biological tissues for use in microscopy, for example methylene blue. Pigments and dyes absorb certain wavelengths of white light, the non-absorbed (reflected or transmitted) wavelengths being the colour. This is a contrast with fluorescent substances, which emit specific wavelengths (see below).

Heterocycles are very important plant pigments, for example porphyrins and anthocyanins (32.3 and 32.5.6), but are also the basis of numerous synthetic pigments and dyes. Naturally derived dyes include substances such as indigo (20.13.2), and synthetic pigments include the very important copper phthalocyanins (22.3), which are used for many purposes, including in ‘cyan’ inks.

The process of dyeing can involve carrying out heterocyclic chemistry, when using ‘reactive dyes’, which form a strong chemical bond to substrates that contain nucleophilic groups, for example cellulose-based materials. Reactive dyes are composed of a standard dye attached to a reactive linker containing leaving groups. The most common linkers are halo-azines, a typical example being Reactive Blue 4.



Other potential organic pigments are those that show metallic ‘colours’, such as the dithienyl pyrroles above, which form high melting (>300 °C) golden lustrous crystals.⁶²

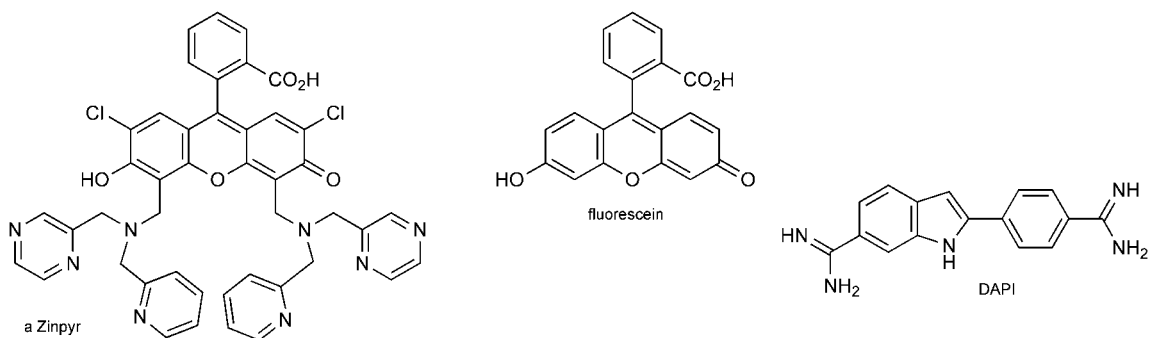
31.6.5 Fluorescence-Based Applications

Fluorescence – the absorption of a photon, followed very rapidly by emission of a photon at longer wavelength – has many practical applications. The intrinsic fluorescent properties of a molecule can be utilised, or fluorescent tags can be attached.

Fluorescein is probably the best known fluorescent compound and is used for many purposes, such as tracking water leaks. A more specific fluorescent reagent (for use in fluorescence microscopy) is DAPI, which binds selectively to DNA, giving characteristic changes in its emission spectra. (Note that this strong binding to DNA results, not surprisingly, in its being mutagenic.)

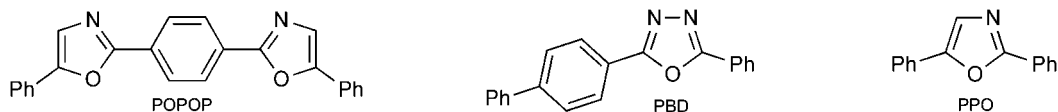
31.6.5.1 Sensors

Fluorescent sensors have been widely investigated for the detection of many types of compounds and a particularly fruitful field is the selective detection of metal ions: for example, a series (Zinpyr) of zinc sensors, based on fluorescein-containing attached chelating ligands, which can be used for quantitative determination of Zn or imaging of zinc-containing biological structures.⁶³



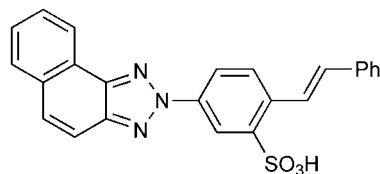
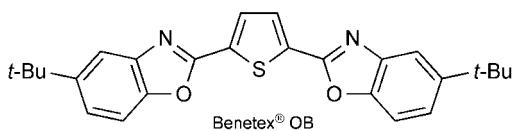
31.6.5.2 Scintillators

Scintillators for detection of ionizing radiation (usually beta) can be incorporated into plastic blocks, or used in solution for liquid scintillation counting for the determination of ³H and ¹⁴C. In the latter case, they are often used as a ‘scintillation cocktail’ – a mixture of an organic solvent, such as toluene, a primary scintillator (fluor), such as PBD or PPO, and a wavelength shifter, such as POPOP. The majority of the radiation is absorbed by the solvent, which transfers the energy to the primary scintillator (fluor), which then emits UV light. The function of the wavelength shifter is to absorb this UV light and re-emit at a more efficient wavelength (blue) for a photomultiplier to convert into an electronic signal.



31.6.5.3 Optical Brighteners

These are added to paper, plastics and detergents to increase the ‘whiteness’ by absorbing UV light and emitting blue light. Many optical brighteners are stilbene derivatives, but a number of heterocyclic ring types are also important, for example the oxazole and triazole derivatives shown below, 1,3,5-triazines and coumarins.⁶⁴



31.6.6 Electronic Applications⁶⁵

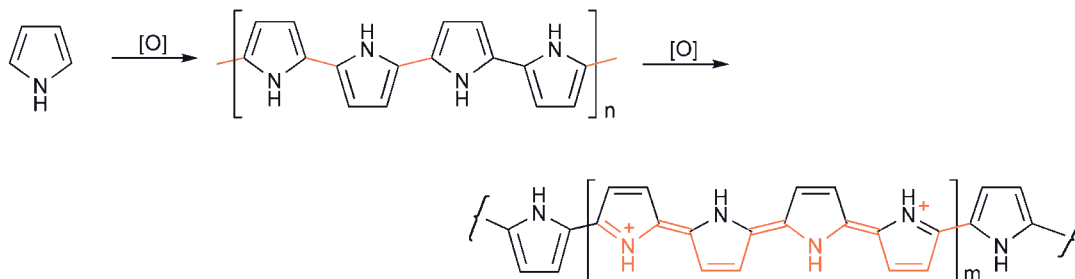
An important area where technology and heterocyclic chemistry combine is that of electroactive organic materials. The potential applications of these materials are based mainly on their properties as conductors and semiconductors. Here they have potential advantages over conventional metal conductors and inorganic semiconductors, being available in essentially unlimited quantities and free from problems (political, geographic and environmental) associated with the supply of (often rare) inorganic materials. They also have very desirable fabrication properties, such as flexibility and the ability to build electronic circuits by printing. Although there has been a large amount of research and specialist applications, large-scale commercialisation has proved to be relatively slow, but still has great promise and is developing.

The mechanism of electronic conduction involves charge transfer through and between long or medium chains of conjugated molecules and/or π -stacked structures. A detailed discussion of the theory of conduction is beyond the scope of this book; this section is restricted to demonstrating the range of applications of heterocycles in this area.

The types of compound used in organic conductors cover a wide range of unsaturated molecules, such as poly(acetylene) and poly(aniline), but of particular significance from the heterocyclic viewpoint are poly(pyrrole), poly- and oligo(thiophene) and π -stacked structures derived from tetrathiafulvalenes. An advantage of using heterocycles is that a wide range of electron-rich, electron-poor and mixed systems can be easily prepared, allowing for tuning of the electronic and electrical properties of such materials.

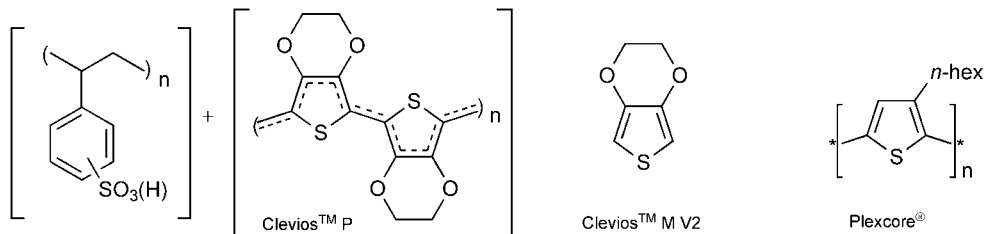
31.6.6.1 Poly(pyrrole) and Poly(thiophene)⁶⁶

Pyrrole, thiophene and their derivatives can be oxidatively polymerised, either electrochemically or chemically, for example using iron(III) chloride, to give mainly 2,5-coupled polymers. The initial neutral polymers are non-conducting, but on further oxidation are converted partially into cation radicals or dication, with incorporation of counter ions from the reaction medium – a process known as ‘doping’ – giving conducting materials. Reductive doping is also possible in other systems.



The conducting and physical properties can be modified by the use of 3-/4-substituents, or *N*-substituents in the case of pyrrole. The counter-ions can be incorporated into a side-chain (self-doping), as in the polymer of 3-(thien-3-yl)propanesulfonic acid. Oligo(thiophenes) are also useful in these applications and have been specifically synthesised up to 27 units long by palladium(0)-catalysed couplings or *via* the diacetylene synthesis (17.12.1.1).⁶⁷

A number of polythiophenes, such as the Clevios series and Plexcore are commercially available in quantity. Monomeric ethylenedioxythiophene can be polymerized *in situ* by Fe(III) salts.

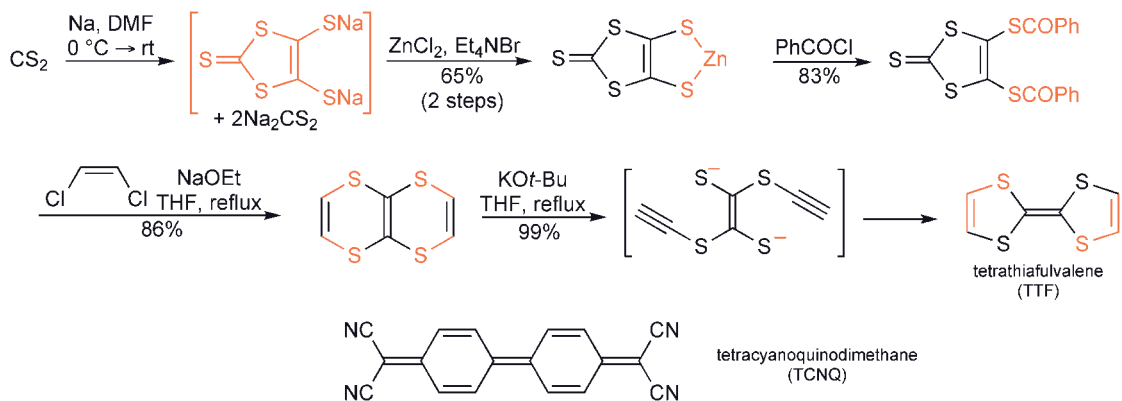


In addition to the straightforward application of conductors and semi-conductors, there are some interesting examples of other uses. Polymers derived from 3,4-ethylenedioxythiophene are produced commercially as anti-static agents and substituted compounds have found particular application in electrochromic devices – substances that change colour on application of an electric current.

31.6.6.2 Tetrathiafulvalenes⁶⁸

These unusual heterocycles and their analogues, such as with selenium and tellurium replacing sulfur, have been intensively studied since the discovery that single crystals of TTF.TCNQ (tetrathiafulvalene.tetracyanoquinodimethane) show electrical conductivity. The bis(ethylenedithio) analogue of TTF, usually known as BEDT-TTF, is particularly useful. Incidentally, the electron-donating ability of TTF allows its use as a radical initiator for diazonium salts.⁶⁹

Tetrathiafulvalenes can be prepared in a number of ways, for example *via* 1,3-dithiole-2-thione-4,5-dithiolate⁷⁰ – the simple salts of this dianion are not very stable, but can be stored as a zinc complex, or as the dithiobenzoate⁷¹ shown below.



Most chemical transformations of TTF are based on lithiations – even a tetralithio derivative is easily formed. Palladium(0)-catalysed couplings utilising trialkyltin derivatives can also be carried out without difficulty.⁷²

References

- ¹ 'Recent Advances in Fluoroheterocyclic Chemistry', Silvester, M. J., *Adv. Heterocycl. Chem.*, **1994**, 59, 1.
- ² 'Chemistry of Organic Fluorine Compounds', 2nd Edn., Hudlicky, M., Ellis Horwood/PTR Prentice Hall, **1992**; 'Fluorine-containing synthons', Soloshonok, V. A., **2005**, ACS Symposium Series No. 911; 'Ring constructions by the use of fluorine substituent as activator and controller', Ichikawa, J., *Pure Appl. Chem.* **2000**, 72, 1685; Uneyama, K., *Organofluorine Chemistry*, Blackwell, **2006**; 'Recent trends in the chemistry of fluorinated five- and six-membered heterocycles', Erian, A. W., *J. Heterocycl. Chem.*, **2001**, 38, 793.

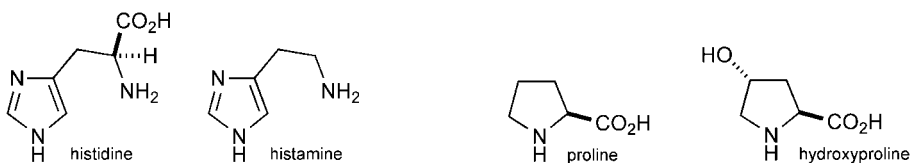
- ³ 'Kirk-Othmer Encyclopedia of Chemical Technology', 4th Edn., Vol. 11, p. 606.
- ⁴ Barrio, J. R., Namavari, M., Phelps, M. E. and Satyamurthy, N., *J. Org. Chem.*, **1996**, *61*, 6084.
- ⁵ Umemoto, T., Tomita, K. and Kawada, K., *Org. Synth.*, **1993**, *Coll. Vol. 8*, 286.
- ⁶ Umemoto, T. and Tomizawa, G., *J. Org. Chem.*, **1989**, *54*, 1726.
- ⁷ Chambers, R. D., Hutchinson, J. and Sandford, G., *J. Fluorine Chem.*, **1999**, *100*, 63.
- ⁸ Seela, F., Xu, K. and Chittepu, P., *Synthesis*, **2006**, 2005; also give ref for pyrrole
- ⁹ Briner, P. H., Fyfe, M.C.T., Martin, P., Murray, P. J., Naud, F. and Procter, M. J., *Org. Process Res. Dev.*, **2006**, *10*, 346.
- ¹⁰ Hodson, H. F., Madge, D. J. and Widdowson, D. A., *Synlett*, **1992**, 831.
- ¹¹ Wang J. and Scott, A. I., *J. Chem. Soc., Chem Commun.*, **1995**, 2399.
- ¹² Riyadh, S. M. and Fuchigami, T., *J. Org. Chem.* **2002**, *67*, 9379; Tajima, T., Nakajima, A. and Fuchigami, T., *J. Org. Chem.*, **2006**, *71*, 1436; Dawood, K. M. and Fuchigami, T., *Synlett*, **2003**, 1631.
- ¹³ Kiryanov, A. A., Seed, A. J. and Sampson, P., *Tetrahedron Lett.*, **2001**, *42*, 8797.
- ¹⁴ Garell L. and L. Saint-Jalmes, J., *Tetrahedron Lett.*, **2006**, *47*, 5705.
- ¹⁵ Adib, A., Potier, P. F., Doronina, S., Huc, I. and Beh, J.-P., *Tetrahedron Lett.*, **1997**, *38*, 2989.
- ¹⁶ Shi, X., Ishihara, T., Hamanaka, H. and Gupton, J. T., *Tetrahedron Lett.*, **1995**, *36*, 1527.
- ¹⁷ Q. Zhang and L. Lu, *Tetrahedron Lett.*, **2000**, *41*, 8545.
- ¹⁸ Leriche, C., He, X., Chang, C.-w. T. and Liu, H.-w., *J. Am. Chem. Soc.*, **2003**, *125*, 6348.
- ¹⁹ Strekowski, L., Lin, S.-Y., Lee, H. and Mason, J. C., *Tetrahedron Lett.*, **1996**, *37*, 4655; Strekowski, L., Kiselyov, A. S. and Hojjat, M., *J. Org. Chem.*, **1994**, *59*, 5886.
- ²⁰ Kiselyov, A. S., *Tetrahedron*, **2006**, *62*, 543.
- ²¹ Ichikawa, J., Nadano, R., Mori, T. and Wadda, Y., *Org. Synth.*, **2006**, *83*, 111.
- ²² Ichikawa, J., Mori, T., Miyazaki, H. and Wada, Y., *Synlett*, **2004**, 1219.
- ²³ Ichikawa, J., Wada, Y., Miyazaki, H., Mori, T. and Kuroki, H., *Org. Lett.*, **2003**, *5*, 1455.
- ²⁴ Ichikawa, J., Sakoda, K., Moriyama, H. and Wada, Y., *Synthesis*, **2006**, 1590.
- ²⁵ Hing L. S. and Betebenner, D. A., *J. Chem. Soc., Chem. Commun.*, **1991**, 1134.
- ²⁶ Zai-Ming Q. and Burton, D. J., *Tetrahedron Lett.*, **1995**, *36*, 5119.
- ²⁷ Wu, K. and Chen, Q.-Y., *Synthesis*, **2003**, 35.
- ²⁸ 'Radiochemistry and Nuclear Chemistry', 3rd Edn., **2002**, Butterworth-Heinemann, Choppin, G. R., Liljenzin, J. and Rydberg, J.; 'Handbook of Radiopharmaceuticals: Radiochemistry and Applications', Ed. Welch, M. J. and Redvanly, C. S., Eds., John Wiley & Sons Ltd, **2002**.
- ²⁹ Waterhouse, I., Cable, K. M., Fellows, I., Wipperman, M. D. and Sutherland, D. R., *J. Label. Compd. Radiopharm.*, **1996**, *38*, 1021.
- ³⁰ Ariza, X. and Vilarrasa, J., *J. Org. Chem.* **2000**, *65*, 2827.
- ³¹ Pagano, A. R., Zhao, H., Shallop, A. and Jones, R. A., *J. Org. Chem.*, **1998**, *63*, 3213.
- ³² 'PET tracers and radiochemistry', Schlyer, D. J., *Ann. Acad. Med. Singapore*, **2004**, *33*, 146; 'Chemistry of β^+ -emitting compounds based on fluorine-18', Lasne, M., Perrio, C., Rouden, J., Barre, L., Roeda, D., Dolle, F. and Crouzel, C., *Top. Curr. Chem.*, **2002**, *222*, 201.
- ³³ Ohkura, K., Nishijima, K., Sanoki, K., Kuge, Y., Tamaki, N. and Seki, K., *Tetrahedron Lett.*, **2006**, *47*, 5321.
- ³⁴ Neels, O. C., Jager, P. L., Koopmans, K. P., Eriks, E., de Vris, E. G. E., Kema, I. P. and Elsinga, P. H., *J. Label. Compd. Radiopharm.* **2006**, *49*, 889.
- ³⁵ Ishiwata, K., Ido, T., Kawashima, K., Murakami, M. and Takahashi, T., *Eur. J. Nucl. Med.*, **1984**, *9*, 185.
- ³⁶ Karramkam, M., Hinnen, F., Vaufrey, F. and Dollé, F., *J. Label. Compd. Radiopharm.*, **2003**, *46*, 979; Irie, T., Fukushi, K. and Ido, T., *Int. J. Appl. Rad. Isot.*, **1982**, *33*, 445.
- ³⁷ Wang, J., Miller, K. D., Sledge, G. W. and Zheng, Q., *Bioorg. Med. Chem. Lett.*, **2005**, *15*, 4380.
- ³⁸ 'Biocatalysis', Petersen, M. and Kiener, A., *Green Chem.*, **1999**, *1*, 99; 'Biotransformations for fine chemical production', Meyer, H. P., Kiener, A., Imwinkelried, R. and Shaw, N., *Chimia*, **1997**, *51*, 287; 'Biotechnological processes in the fine chemicals industry', Birch, O. M., Brass, J. M., Kiener, A., Robins, K., Schmidhalter, D., Shaw, N. M. and Zimmermann, T., *Chim. Oggi*, **1995**, *13*, 9; 'Biosynthesis of functionalised aromatic N-heterocycles', Kiener, A., *Chemtech*, **1995**, *25*, 31.
- ³⁹ Hennen, W. J. and Wong, C.-H., *J. Org. Chem.*, **1989**, *54*, 4692.
- ⁴⁰ Kiener, A., Glocker, R. and Heinzmann, K., *J. Chem. Soc., Perkin Trans. 1*, **1993**, 1201.
- ⁴¹ Kiener, A., *Angew. Chem., Int. Ed. Engl.*, **1992**, *31*, 774.
- ⁴² Boyd, D. R., Sharma, N. D., Boyle, R., McMurray, B. T., Evans, T. A., Malone, J. F., Dalton, H., Chima, J. and Sheldrake, G. N., *J. Chem. Soc., Chem. Commun.*, **1993**, 49; Boyd, D. R., Sharma, N. D., Brannigan, I. N., Haughey, S. A., Malone, J. F., Clarke, D. A. and Dalton, H., *Chem. Commun.*, **1996**, 2361.
- ⁴³ 'Enzymatic dihydroxylation of aromatics in enantioselective synthesis: expanding asymmetric methodology', Hudlicky, T., Gonzalez, D. and Gibson, D. T., *Aldrichimica Acta*, **1999**, *32*, 35.
- ⁴⁴ Boyd, D. R., Sharma, N. D., Sbircea, L., Murphy, D., Belhocine, T., Malone, J. F., James, S. L., Allen, C. C. R. and Hamilton, J. T. G., *Chem. Commun.*, **2008**, 5535.
- ⁴⁵ Sloan, M. J. and Phillips, R. S., *Bioorg. Med. Chem. Lett.*, **1992**, *2*, 1053.
- ⁴⁶ <http://www.epa.gov/greenchemistry/pubs/principles.html>
- ⁴⁷ Trost, B. M., *Science*, **1991**, *254*, 1471; Trost, B. M., *Angew. Chem. Int. Ed. Engl.*, **1995**, *34*, 259.
- ⁴⁸ ACS Symposium Series (2007), 950 (Ionic Liquids in Organic Synthesis); *Acc. Chem. Res.*, **2007**, special issue, *40* (11), 1077–1277.
- ⁴⁹ 'Ionic liquids in synthesis', 2nd Edn., Wasserscheid, P. and Welton, T., Wiley VCH, **2007**; 'Ionic liquids in heterocyclic synthesis', Martins, M. A. P., Frizzo, C. P., Moreira, D. N., Zanatta, N. and Bonacorso, H. G., *Chem. Rev.*, **2008**, *108*, 2015 (This review contains a substantial general discussion of ionic liquids, including their environmental qualities.)
- ⁵⁰ Earle, M. J., Esperança, J. M. S. S., Gilea, M. A., Canongia Lopez, J. N., Rebelo, L. P. N., Magee, J. W., Seddon, K. R. and Widegren, J. A., *Nature*, **2006**, *439*, 831.
- ⁵¹ Pinto, A. C., Moreira Lapis, A. A., Vasconcellos da Silva, B., Bastos, R. S., Dupont, J. and Neto, B. A. D., *Tetrahedron Lett.*, **2008**, *49*, 5639.

- ⁵² Smiglak, M., Reichert, W. M., Holbrey, J. D., Wilkes, J. S., Sun, L., Thrasher, J. S., Kirichenko, K., Singh, S. and Katritzky, A. R., *Chem. Commun.*, **2006**, 2554.
- ⁵³ 'Toxicity of ionic liquids', Zhao, D., Liao, Y. and Zhang, Z., *Clean*, **2007**, 35, 42.
- ⁵⁴ Yueng, K.-S., Farkas, M. E., Qui, Z. and Yang, Z., *Tetrahedron Lett.*, **2002**, 43, 5793; Yueng, K.-S., Qui, Z., Farkas, M. E., Xue, Q., Regueiro-Ren, A., Yang, Z., Bender, J. A., Good, A. C. and Kadow, J. F. *Tetrahedron Lett.*, **2008**, 49, 6250.
- ⁵⁵ Arfan, A. and Bazureau, J. P., *Org. Proc. Res. Dev.*, **2005**, 9, 743.
- ⁵⁶ Zhao, D., Fei, Z., Geldbach, T. J., Scopelliti, R. and Dyson, P. J., *J. Am. Chem. Soc.*, **2004**, 126, 15876.
- ⁵⁷ 'Heterocycles in Life and Society. An Introduction to Heterocyclic Chemistry and Biochemistry and the Role of Heterocycles in Science, Technology, Medicine and Agriculture', Pozharskii, A. F., Soldatenkov, A. T. and Katritzky, A. R., John Wiley & Sons, Ltd, **1997**.
- ⁵⁸ MacKenzie, A. R. and Brooks, S., *Chem. Ind.*, **1998**, 902.
- ⁵⁹ Bavetta, F. S., Caronna, T., Pregniolato, M. and Terreni, M., *Tetrahedron Lett.*, **1997**, 38, 7793.
- ⁶⁰ 11th Report on Carcinogens, National Toxicology Program, US Department of Health and Social Services.
- ⁶¹ Felton, J. S., Fultz, E., Dolbeare, F. A. and Knize, M. G., *Food Chemical Toxicology*, **1994**, 32, 897.
- ⁶² Ogura, K., Zhao, R., Jiang, M., Akazome, M., Matsumoto, S. and Yamaguchi, K., *Tetrahedron Lett.*, **2003**, 44, 3595.
- ⁶³ Zhang, X.-a, Hayes, D., Smith, S. J., Friedle, S. and Lippard, S. J., *J. Am. Chem. Soc.*, **2008**, 130, 15788; 'Small-molecule fluorescent sensors for investigating zinc metalloneurochemistry', Nolan, E. M. and Lippard, S. J., *Acc. Chem. Res.*, **2009**, 42, 193.
- ⁶⁴ 'Fluorescent Whitening Agents', Kirk-Othmer Encyclopedia of Chemical Technology, 4th Edn., Vol. 11, p. 227.
- ⁶⁵ 'Handbook of Conducting Polymers' 2nd Edtn., Ed. Skotheim, T. A. and Reynolds, J. R., Taylor & Francis, **2007**.
- ⁶⁶ 'Handbook of Oligo- and Polythiophenes', Ed. Fichou, D., John Wiley & Sons, Ltd, **1998**.
- ⁶⁷ 'Methods for the synthesis of oligothiophenes', Lukevics, E., Arsenyan, P. and Pudova, O., *Heterocycles*, **2003**, 60, 663.
- ⁶⁸ 'Tetrathiafulvalenes, oligoacenes and their buckminsterfullerene derivatives: the bricks and mortar of organic electronics', Bendikov, M., Wudl, F. and Perepichka, D. F., *Chem. Rev.*, **2004**, 104, 4891; 'The organic chemistry of 1,3-dithiole-2-thione-4,5-dithiolate (DMIT)', Svenstrup, N. and Becher, J., *Synthesis*, **1995**, 215.
- ⁶⁹ Fletcher, R. J., Lampard, C., Murphy, J. A. and Lewis, N., *J. Chem. Soc., Perkin Trans. 1*, **1995**, 623.
- ⁷⁰ Meline, E. L. and Elsenbaumer, R. L., *J. Chem. Soc., Perkin Trans. 1*, **1998**, 2467.
- ⁷¹ Hansen, T. K., Becher, J., Jorgensen J. T., Varma, K. S., Khedekar, R. and Cava, M. P., *Org. Synth. Col. Vol. 9*, 203.
- ⁷² Iyoda, M., Fukuda, M., Yoshida, M. and Sasaki, S., *Chem. Lett.*, **1994**, 2369; Lovell, J. M. and Joule, J. A., *J. Chem. Soc., Perkin Trans. 1*, **1996**, 2391.

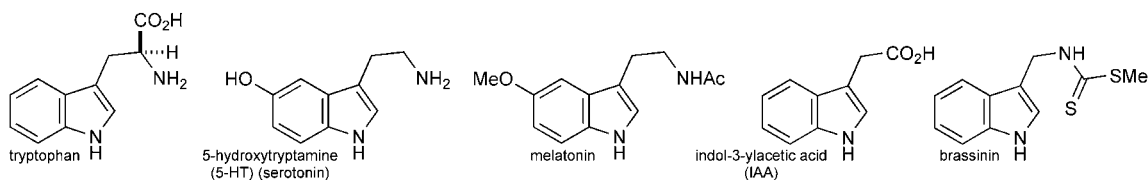
Heterocycles in Biochemistry; Heterocyclic Natural Products

32.1 Heterocyclic Amino Acids and Related Substances

There are four amino acids, amongst the 20 that make up proteins, that have an aromatic side-chain, and of these, two have a heteroaromatic side-chain – histidine, with an imidazole, and tryptophan, with an indole. Both of these are amongst the ‘essential amino acids’, i.e. they need to be part of the diet since they cannot be biosynthesised by human beings. Decarboxylation of histidine produces the hormone histamine. Proline is the only heterocyclic DNA-coded α -amino acid – it is based on pyrrolidine; hydroxyproline is an essential component of collagen, the fibrous structural protein that supports tissues and is the main component of cartilage.

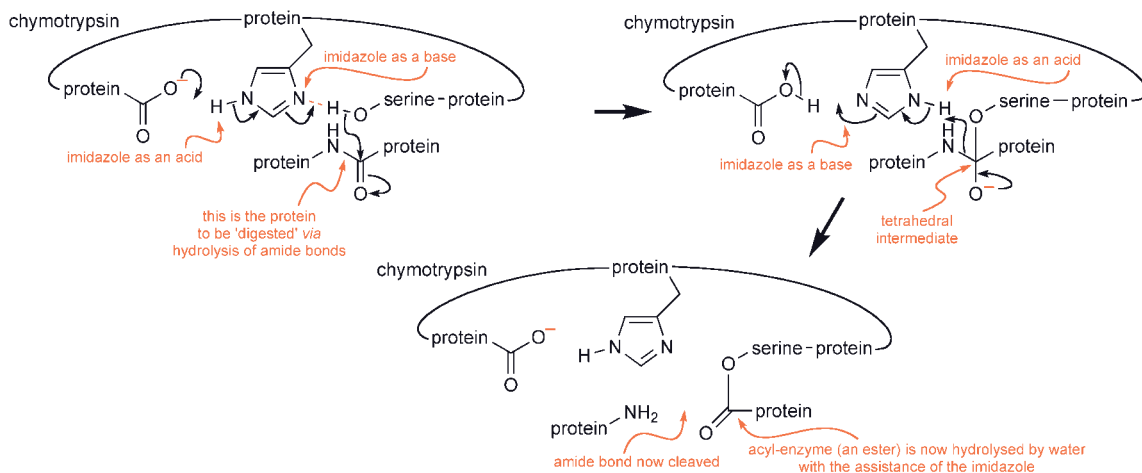


Decarboxylated tryptophan is called tryptamine. The phenol, 5-hydroxytryptamine (5-HT or serotonin) and histamine are important neurotransmitters (33.2). *N*-Acetyl-5-methoxytryptamine, known as melatonin, is produced by the pineal gland, a pea-sized gland at the base of the brain. It is involved in controlling the natural daily cycle of hormone release in the body – the circadian rhythm. The secretion of melatonin is triggered by the dark and is suppressed by natural daylight, therefore controlling periods of sleepiness and wakefulness. Indol-3-ylacetic acid (IAA) is an auxin – a plant growth stimulant. Brassinin, isolated from turnips, is a phytoalexin – one of a group of compounds produced by plants as a defense mechanism against attack by microorganisms.



The ability of an imidazole (24.1.1.1 and 24.4.1) to act as both an acid (*N*-hydrogen) and a base (the imine nitrogen) is put to good use in the active sites of several enzymes in which the imidazole rings of appropriately placed histidines effectively ‘shuffle’ protons from one place to another. One example is the

digestive enzyme chymotrypsin, which brings about the hydrolysis of protein amide groups in the small intestine: the enzyme provides a 'proton' at one site, while it accepts a 'proton' at another, making use of the ambiphilic character of the imidazole ring to achieve this. Effectively, the imidazole activates a serine alcoholic hydroxyl by removing the proton as the oxygen attacks the amide bond. Subsequently, that same proton is delivered to the cleaving amide nitrogen as the tetrahedral intermediate breaks down.

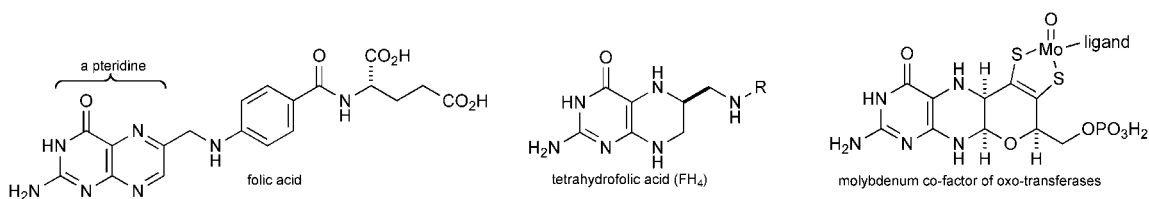


The role of histidine in chymotrypsin hydrolysis of peptides

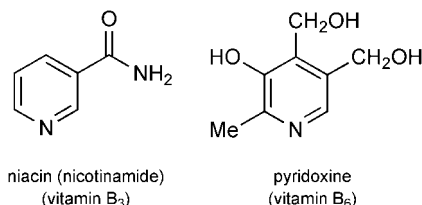
32.2 Enzyme Co-Factors; Heterocyclic Vitamins; Co-Enzymes¹

Many enzymes require a component, other than the protein portion, for their catalytic activity – a co-factor. If the co-factor is removed, the remaining protein (apoenzyme) has no catalytic activity. A co-factor that is firmly bound to the apoenzyme is termed a prosthetic group and most contain a metal centre. A co-factor that is bound loosely to the apoenzyme and can be readily separated from it is called a co-enzyme. Co-enzymes play a critical role in the catalysis.

Vitamins are substances essential for a healthy life; humans must ingest vitamins *via* their diet because there is no mechanism for their biosynthesis in the body. There are 14 vitamins – the name was coined when the first vitamin chemically identified (vitamin B₁ in 1910) turned out to be an amine – a *vital amine*. A typical vitamin is folic acid, a complex molecule in which the functionally important unit is the bicyclic pyrazino[2,3-*d*]pyrimidine (pteridine) ring system, and its arylaminomethyl substituent. Folic acid is converted in the body into tetrahydrofolic acid (FH₄) which is crucial in carrying one-carbon units, at various oxidation levels, for example in the biosynthesis of purines, and is mandatory for healthy development of the foetus during pregnancy. Other essential co-factors that contain pteridine units must and can be biosynthesised in humans – without them we cannot survive – and are incorporated into oxygen-transfer enzymes based on molybdenum, in which the metal is ligated by a complex ene-dithiolate.

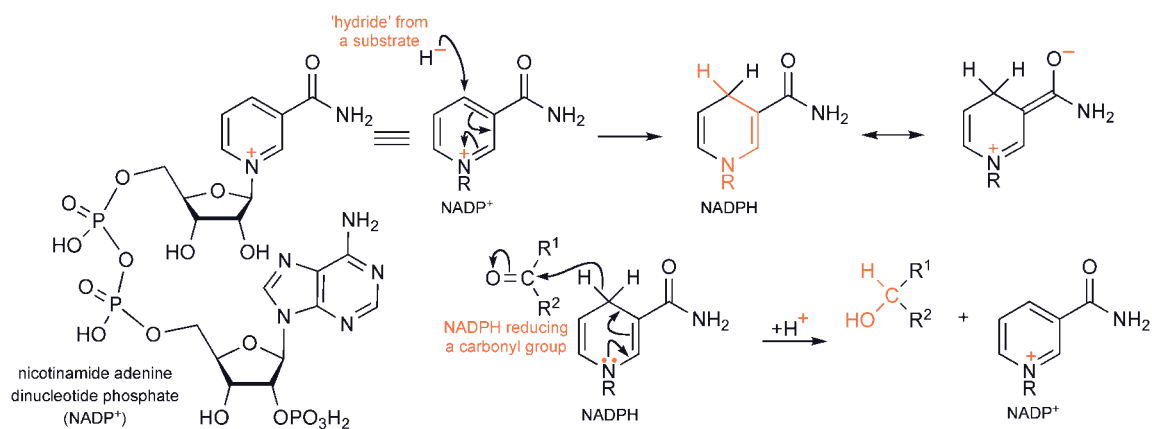


Several highly significant vitamins are water-soluble and heterocyclic in nature and further, their utility in the co-enzymes into which they are incorporated, can only be understood on the basis of their intrinsic heterocyclic reactivity. We consider in detail firstly the two important pyridine-containing vitamins – vitamin B₃ (niacin or nicotinamide) and vitamin B₆ (pyridoxine) and then the thiazole-containing thiamin (vitamin B₁).



32.2.1 Niacin (Vitamin B₃) and Nicotinamide Adenine Dinucleotide Phosphate (NADP⁺)

Nicotinamide adenine dinucleotide phosphate (NADP⁺) is a large complicated co-enzyme, but the significant part for its role in oxidation/reduction processes is the pyridinium ring – to understand the mechanism one can think of it as simply an *N*-alkyl pyridinium salt of nicotinamide. The positively charged nitrogen acts as an electron sink and allows this co-enzyme to accept two electrons and a proton, i.e. effectively, hydride. In line with typical pyridinium reactivity (8.12) the hydride adds at a γ -position, thus producing a 1,4-dihydropyridine (NADPH), the process being feasible because NADPH is a stabilised 1,4-dihydropyridine in which the ring nitrogen is conjugated to the carbonyl of the 3-substituent (cf. Hantzsch synthesis products, 8.14.1.2). In the reverse sense, NADPH is a vital reducing agent in biosynthesis – it is nature's sodium borohydride. The rationale for the reverse process is the regain of aromaticity in the co-enzyme product – a pyridinium ion.

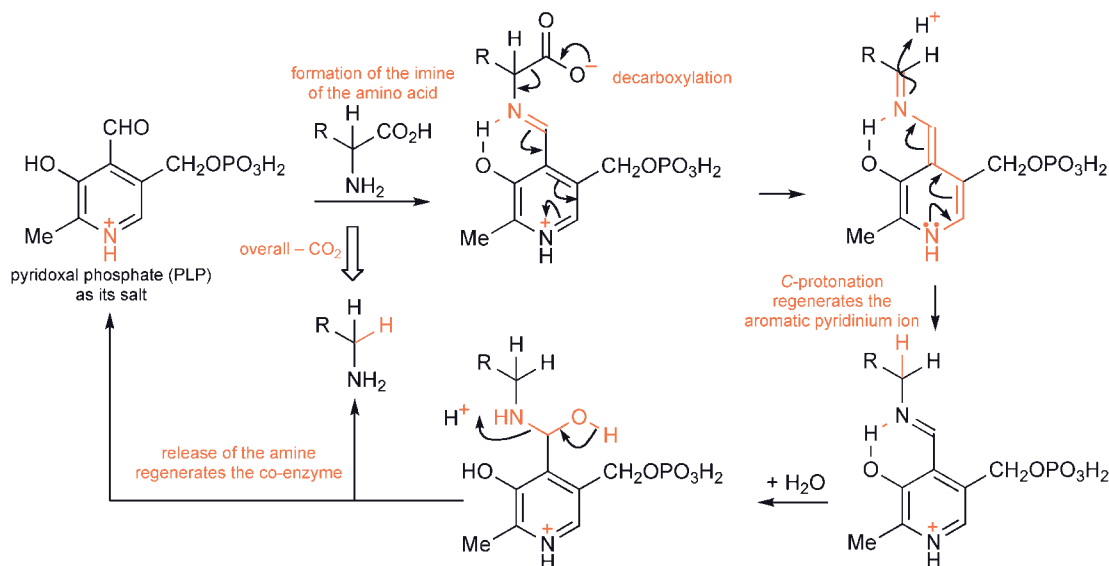


The role of a pyridinium ion and a 1,4-dihydropyridine in enzyme-catalysed oxidation and reduction processes

32.2.2 Pyridoxine (Vitamin B₆) and Pyridoxal Phosphate (PLP)

The vitamin is transformed into pyridoxal phosphate (PLP), which, as a pyridine, is basic at the ring nitrogen, and in the active form, is *N*-protonated. Enzymes containing PLP have various functions, all connected with amino acids. Amongst other activities, PLP-containing enzymes can: (i) effect transfer of an amino group from an α -amino acid to an α -keto acid; (ii) bring about decarboxylation of an α -amino acid or (iii) bring about de-amination of an α -amino acid. In each case, the chemistry of the process depends critically on the intrinsic reactivity of a pyridinium salt. The scheme shows decarboxylation of an α -amino

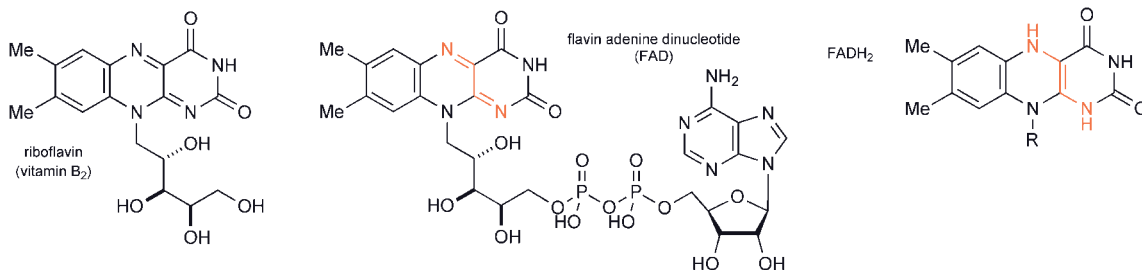
acid: condensation of the pyridine-4-aldehyde with the amino group generates an imine, stabilised by hydrogen bonding with the adjacent phenolic hydroxyl group. The decarboxylation is promoted by the flow of electrons from the breaking C–C bond through to the positively charged pyridine nitrogen, generating an extensively conjugated enamine/imine system, which regains the aromaticity of the pyridine ring by C-protonation. Finally, a standard hydrolysis of the new imine link produces the amine corresponding to the original amino acid, together with the regenerated co-enzyme.



The role of a pyridinium-4-aldehyde in enzyme-catalysed amino acid decarboxylation

32.2.3 Riboflavin (Vitamin B₂)

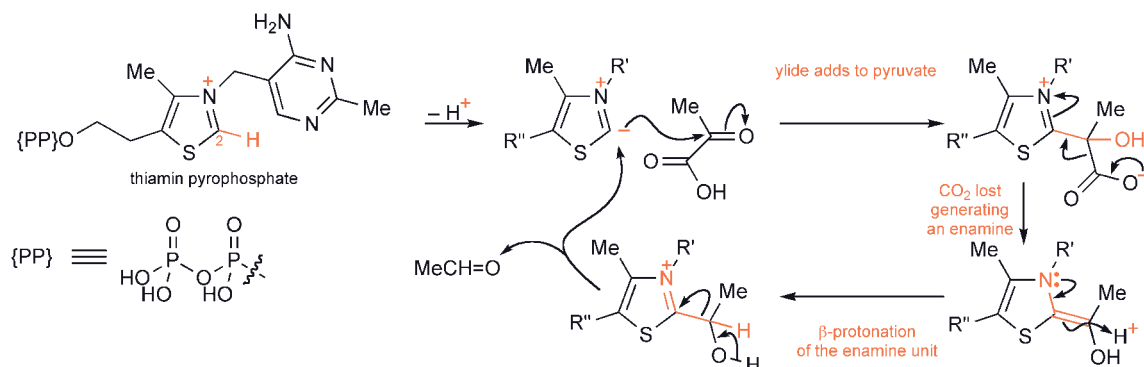
Riboflavin is incorporated into another complex co-enzyme, flavin adenine dinucleotide (FAD). This is involved in enzyme-catalysed reductions of carbon–carbon double bonds, and the reverse. By accepting two hydrogens, the co-enzyme is converted into a dihydro derivative (FADH₂), the driving force for this being the relief of the unfavoured interaction between the polarised, opposed C=N bonds.



32.2.4 Thiamin (Vitamin B₁) and Thiamine Pyrophosphate

Thiamin pyrophosphate acts as a coenzyme in several biochemical processes and, in each case, its mode of action depends on the intermediacy of a C-2-deprotonated species – an ylide (24.1.2.1 and 24.10). For example, in the later stages of alcoholic fermentation, which converts glucose into ethanol and carbon dioxide, the enzyme pyruvate decarboxylase catalyses the conversion of pyruvate into ethanal

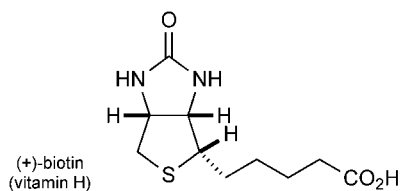
(acetaldehyde) and carbon dioxide, the former then being converted into ethanol by the enzyme alcohol dehydrogenase. Thiamin pyrophosphate, in the form of its ylide, adds to the ketonic carbonyl group of pyruvate; this is followed by loss of carbon dioxide then the release of ethanal by expulsion of the original ylide as a leaving group, to continue the cycle.



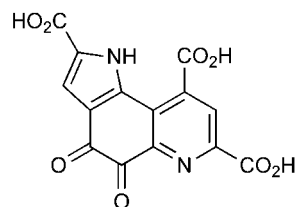
The role of a thiazolium ylide in the enzyme-catalysed decarboxylation of pyruvate

Aromatic thiophenes play no part in animal metabolism, however aromatic thiophenes do occur in some plants, in association with polyacetylenes with which they are biogenetically linked. Biotin (vitamin H), is a tetrahydrothiophene.

After the identification of the 13th vitamin, vitamin B₁₂, in 1948, there was a gap of 55 years before the 14th, a pyrroloquinoline quinone (PQQ), previously known and named methoxatin as a redox enzyme co-factor in bacteria, was shown, in 2003, to be a human dietary requirement.

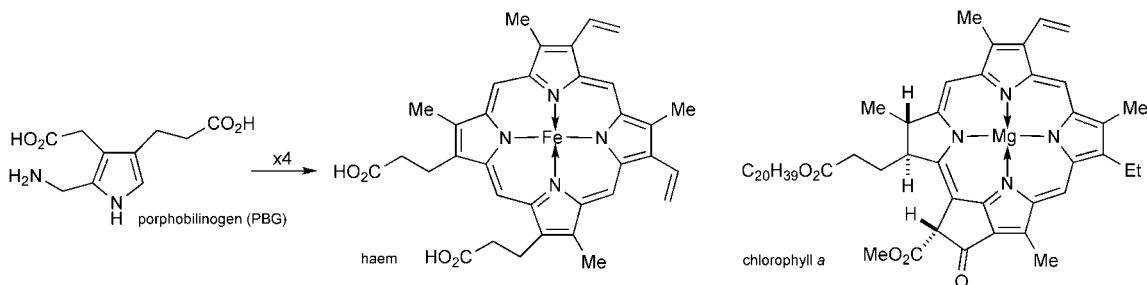


methoxatin
a pyrroloquinoline quinone
(PQQ)

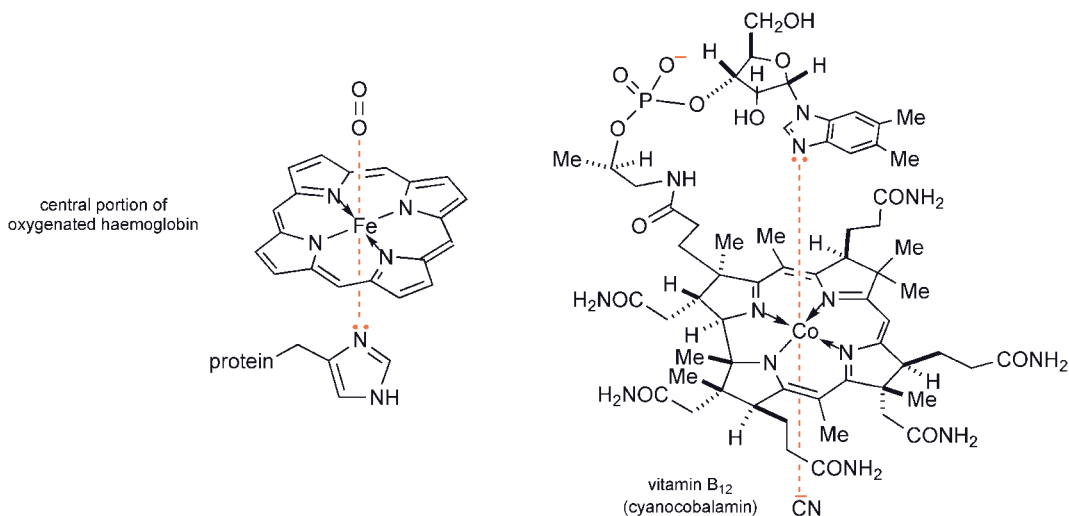


32.3 Porphobilinogen and the 'Pigments of Life'

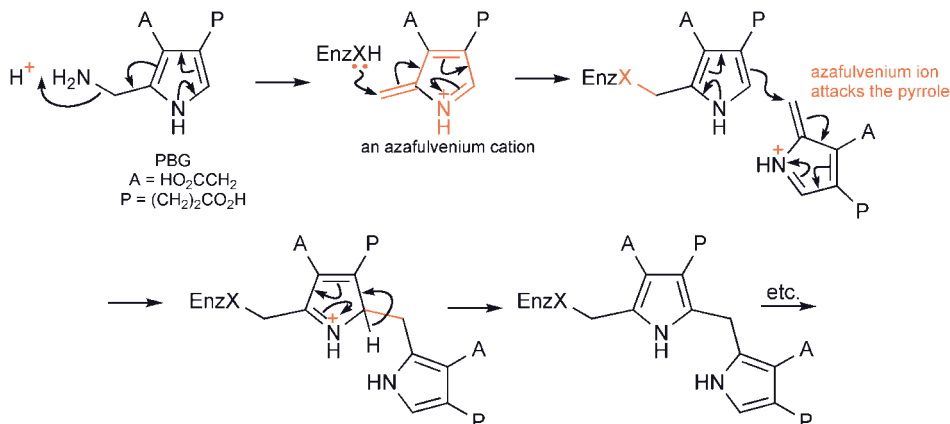
Ultimately, all life on Earth depends on the incorporation of atmospheric carbon dioxide into carbohydrates. The energy for this highly endergonic process is sunlight, and the whole is called photosynthesis. The very first step in the complex sequence is the absorption of a photon by pigments, of which the most important in multicellular plants is the green pigment chlorophyll *a*. This photonic energy is then used chemically to achieve a crucial carbon-carbon bonding reaction to carbon dioxide, in which ultimately oxygen is liberated. Thus, formation of the by-product of this process, molecular oxygen, allowed the evolution of aerobic organisms, of which man is one.



Haemoglobin is the agent that carries oxygen from lung to tissue in the arterial bloodstream in mammals; it is made up of the protein globin associated with a prosthetic group, the red pigment haem (heme). The very close structural similarity of haem with chlorophyll is striking, strongly suggesting a common evolutionary origin. In oxygenated haemoglobin, the iron is six-coordinate iron(II) with a ring nitrogen of a protein histidine residue as ligand on one side of the plane of the macrocycle, and on the other, molecular oxygen. Haem without the ferrous iron is called protoporphyrin IX and the unsubstituted macrocycle is called porphyrin. Haem is also the active site of the cytochromes, which are enzymes concerned with electron transfer. Another porphobilinogen-derived system is vitamin B₁₂, which is involved in the metabolism of all cells in the body.

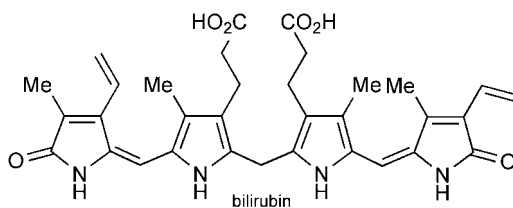


All the tetrapyrrole pigments are biosynthesised by the combination of four molecules of porphobilinogen (PBG), this in turn is made from 5-aminolevulinic acid ($\text{H}_2\text{NCH}_2\text{CO}(\text{CH}_2)_2\text{CO}_2\text{H}$), and this from glycine and succinic acid. There are complexities late in the tetramerisation sequence that we do not go into here, but the essence of the process can be easily understood on the basis of simple pyrrole chemistry: the first step is typical. Protonation of the amino group of PBG converts it into a leaving group, generating an electrophilic azafulvene, (cf. 16.11) for attachment *via* a nucleophilic atom, X, on the enzyme. This first enzyme-bound pyrrole now undergoes electrophilic substitution, as is typical for pyrroles, at an α -position (Chapter 15), the electrophile being a second azafulvenium ion.



The first steps in the biosynthesis of porphyrins from porphobilinogen (PBG)

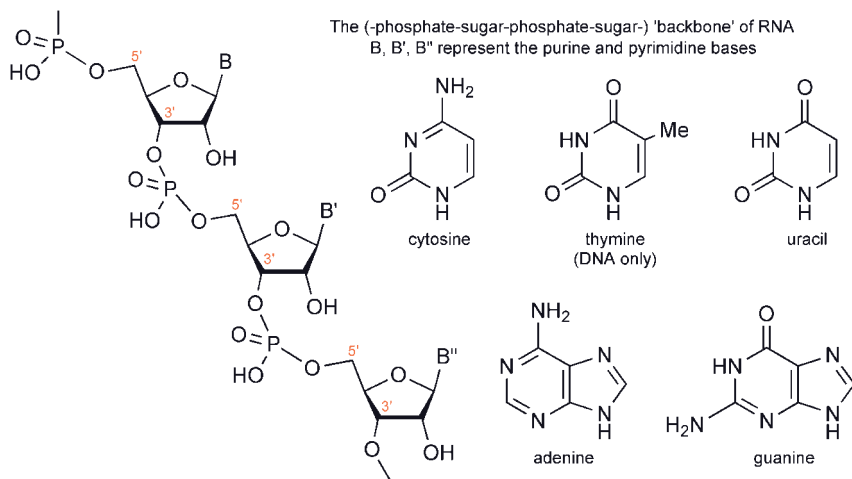
Catabolism of haemoglobin leads to the yellow bilirubin, which is excreted as a diglucuronide (to solubilise it). The catabolic sequence is complex and malfunction can occur at several stages. For example, liver disease can be diagnosed by measurements of bilirubin levels in blood, which rise with defective operation. Bilirubin is responsible for the yellow colour of bruises and the yellow discolouration in jaundice.



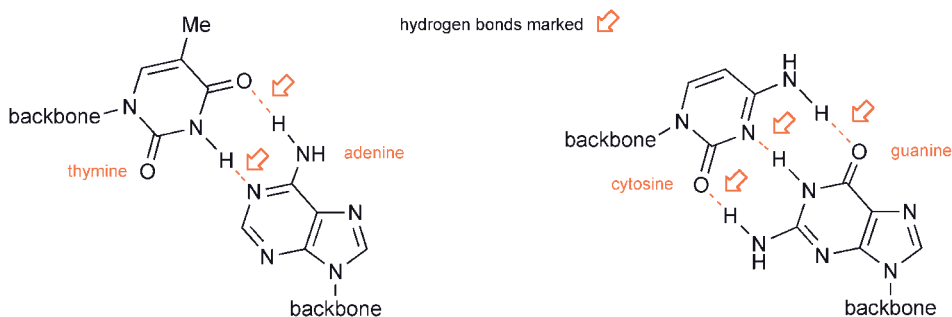
32.4 Ribonucleic Acid (RNA) and Deoxyribonucleic Acid (DNA); Genetic Information; Purines and Pyrimidines

Nucleic acids² are high molecular weight, mixed polymers of mononucleotides, in which chains are formed by monophosphate links between the 5'-position of one nucleoside and the 3'-position of the next.³ They occur in every living cell. The polymer is known as **ribonucleic acid** (RNA) when the sugar is ribose, and **deoxyribonucleic acid** (DNA) when the sugar is 2-deoxyribose. Deoxyribonucleic acid (DNA), the carrier of all genetic information, consists of two intertwining helices. Each intertwining strand has a backbone, on the outside, consisting of alternating ribose and dialkyl phosphate units. From each ribose, protruding inwards, there is one of four heterocyclic bases: two purines, adenine (A) and guanine (G), and two pyrimidines, thymine (T) and cytosine (C), linked from C-1 of the ribose to N-1 of the pyrimidine bases or N-9 of the purine bases. The close association of the two strands is based on very specific hydrogen bonding between an A residue of one strand and a T residue in the precisely opposite section of the other strand, and between a C residue on one strand and a G residue on the other. This pairing is absolutely specific: adenine cannot form multiple hydrogen bonds with guanine or cytosine, and cytosine cannot form multiple hydrogen bonds with thymine or adenine. It is the *sequence of the bases* along the chain that carries the information – particular sets of three bases code for a particular amino acid – the genetic information content comes down simply to two sets of hydrogen bonds! The hydrogen bonding serves, not only to hold the two

strands together, *but also* to transfer information, since, when the two strands separate, each strand acts as a template to form a new strand through the specific AT and CG base pairings, of DNA *or* of RNA (ribonucleic acid). The information in messenger RNA (mRNA) thus produced is translated into protein.

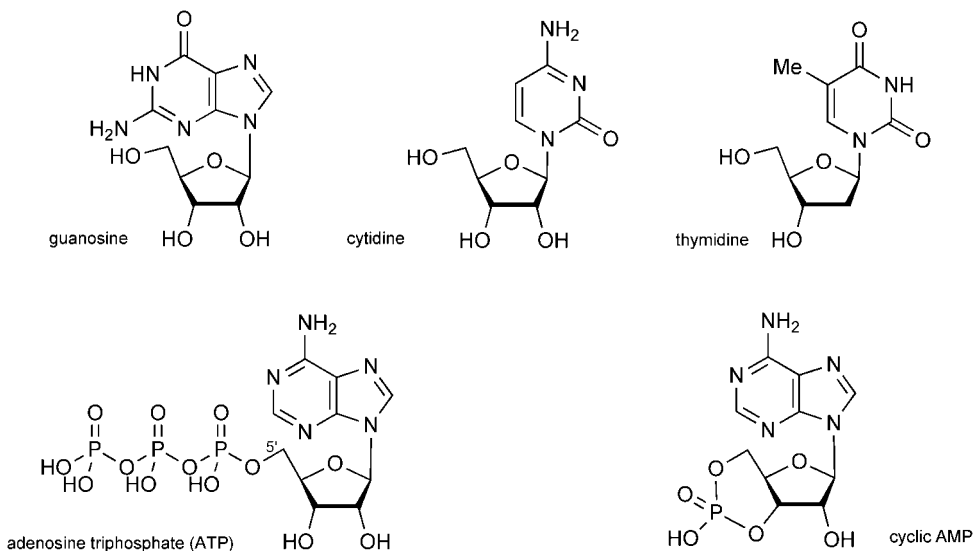


In order to understand the specific hydrogen bonding that is the genetic basis of all life, we need to recall the tautomeric forms that six-membered nitrogen heterocycles with amino and hydroxy substituents adopt:⁴ the amino-heterocycles *exist as amino tautomers*; the heterocycles with a potential hydroxyl α or γ to the nitrogen *exist in the carbonyl tautomeric form*. These two preferences are illustrated in the structures for the four DNA bases shown above. Only when this propensity is recalled can the hydrogen bonding interactions be understood. Ring imine nitrogens and carbonyl oxygens are hydrogen-bond acceptors and N-hydrogens are donors.

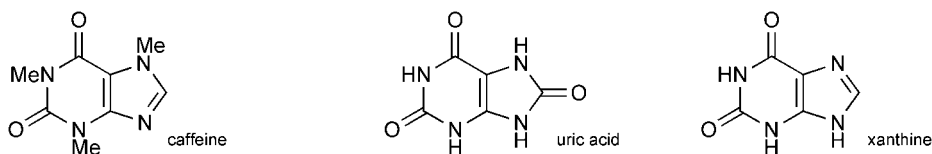


The only effective hydrogen bonding pairings in DNA: adenine/thymine (AT) and guanine/cytosine (GC)

There is another purine derivative of crucial biochemical importance – adenosine triphosphate (ATP). This substance is a carrier of energy, for when a phosphate link is broken, a large amount of energy is released. Note some trivial nomenclature: the moieties produced by linking one of the heterocyclic bases to a ribose or 2'-deoxyribose sugar, are known as 'nucleosides' (e.g. adenosine, guanosine, cytidine, thymidine). A 'nucleotide' is a 5'-phosphate (or di- or tri-phosphate) of a nucleoside – ATP is a nucleotide.



Caffeine (1,3,7-trimethylxanthine) is the well-known stimulant present in tea and coffee. Uric acid, the end product of nucleic acid catabolism in humans, birds and reptiles (uric acid was one of the first heterocyclic compounds to be isolated as a pure substance, by the Swedish chemist Carl Scheele in 1776) is formed by the action of the enzyme xanthine oxidase. In cases of excess uric acid, deposition of crystals of uric acid can occur, leading to the joint pain known as gout, usually initially in the big toe and usually in males.

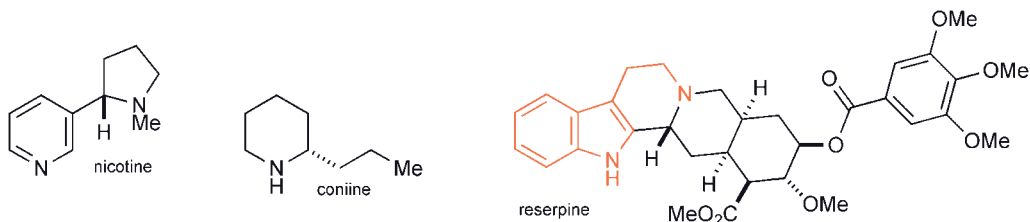


32.5 Heterocyclic Natural Products

In addition to substances involved in primary metabolism, there are a whole host of compounds that are termed secondary metabolites, the isolation and structural determination of which formed the major part of early science of organic chemistry. Many such substances are heterocyclic and we give here just a small selection to illustrate the enormous range and variety of structures produced by living organisms, often with no obvious purpose or benefit to the organism! Many such substances do have very considerable biological effects on mammals, notably on man, and plant extracts containing them were used in ancient medicine.

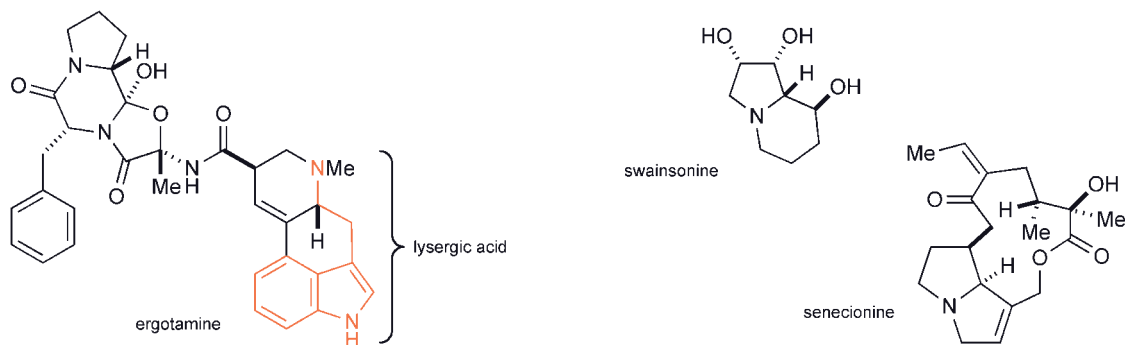
32.5.1 Alkaloids⁵

Plants of many genera produce compounds called alkaloids (alkali-like), and indeed all the thousands of known alkaloids contain nitrogen, by definition, and most are basic, and many are also toxic. Nicotine, a structurally simple example of an alkaloid, is a highly toxic substance, and is the major active component in tobacco (*Nicotiana* sp.), and amongst the most addictive drugs – an extraordinary contrast to the vital role in life played by nicotinic acid amide (32.2.1). Coniine, the active ingredient of hemlock (*Conium maculatum*), is another structurally simple example.

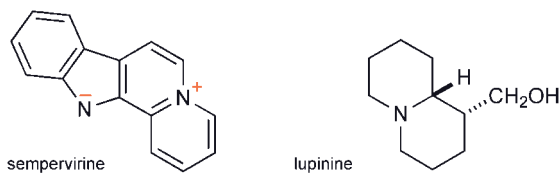


Much more complex are the thousands of alkaloids that include an indole (or 2,3-dihydroindole) sub-unit⁶ and in each of these one can discern the tryptamine unit of the biosynthetic precursor tryptophan: strychnine (33.3.2) (*Strychnos nux vomica*), vincristine (33.7) (*Catharanthus roseus*), and the antipsychotic and anti-hypertensive reserpine (*Rauwolfia serpentina*) are examples. A group of amides of lysergic acid, for example, ergotamine, occur in ergot fungi (e.g. *Claviceps purpurea*), the remainder of the molecule comprising proline, phenylalanine and alanine units. Lysergic acid diethylamide is the notorious LSD.

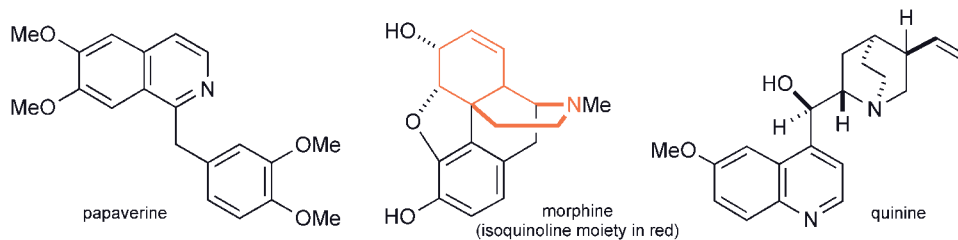
Aromatic indolizines (28.1) are very rare in nature, but the fully reduced (indolizidine) nucleus is widespread in alkaloids, of which swainsonine is a typical example. There are many saturated or partially saturated pyrrolizidine alkaloids; senecionine is an example.



The quinolizinium ion (28.3) occurs naturally only rarely, for example as a fused ylide in the alkaloid sempervirine, however there are hundreds of indole alkaloids that contain the same tetracyclic system, but with the quinolizine at an octahydro level, as exemplified above (reserpine). In addition, many simpler quinolizidine alkaloids, such as lupinine, are known.

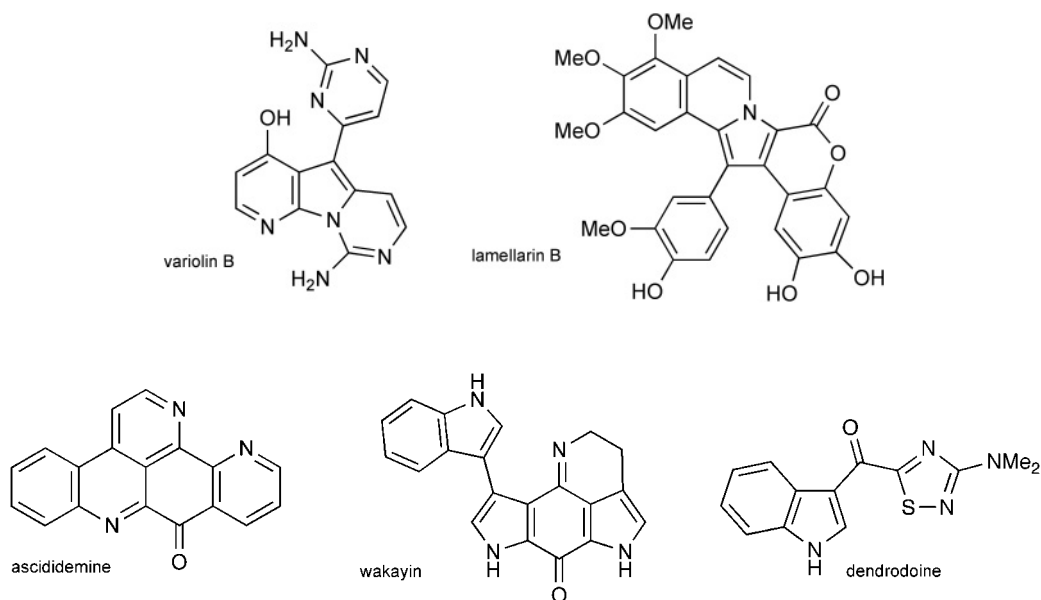


There are also many alkaloids based on isoquinoline, but fewer on quinoline nuclei: papaverine and morphine from the opium poppy (*Papaver somniferum*) and quinine (*Cinchona officinalis*) are typical.



32.5.2 Marine Heterocycles

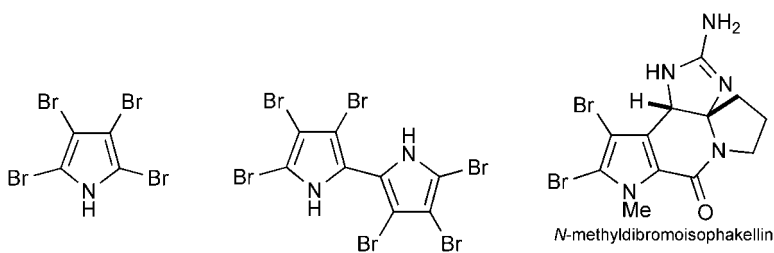
Investigation of animals from the marine environment has thrown up an intriguing variety of poly-heterocyclic products (sometimes called sea alkaloids): five representatives are variolin B⁷ (sponge, *Kirkpatrickia variolosa*), lamellarin B⁸ (mollusc, *Lamellaria* sp.), ascididimine⁹ (tunicate, *Didemnum* sp.), wakayin¹⁰ (ascidian, *Clavelina* sp.) and dendrodoine¹¹ (tunicate, *Dendroda grossular*), a rare natural example of a multi-heteroatom compound.

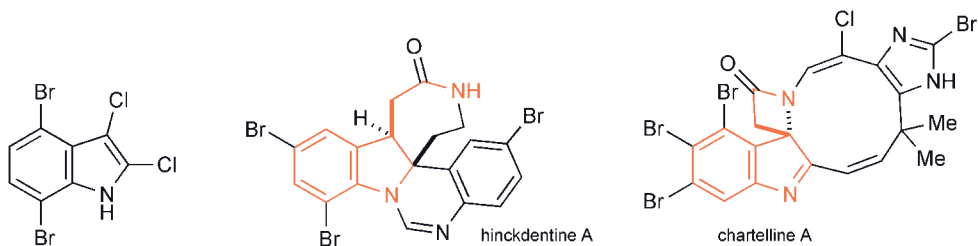


The development of synthetic routes to such systems has prompted new thinking in the construction of poly-heterocyclic systems, as a preamble to the preparation of synthetic analogues of these 'lead compounds', for biological evaluation.

32.5.3 Halogenated Heterocycles

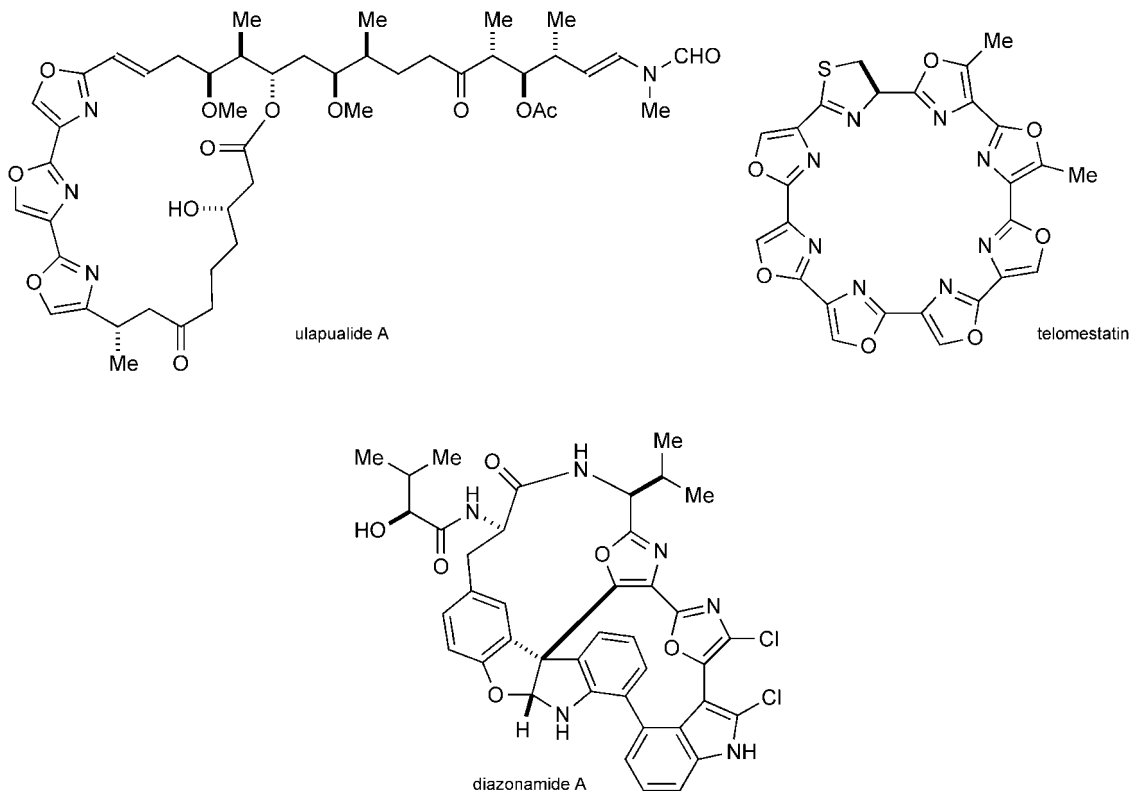
Halogenated natural products occur in land organisms, but are especially prevalent in the marine environment, yielding a multitude of structural types and many of these are heterocyclic. Given the typical susceptibility of pyrroles and indoles to electrophilic substitution, it is not surprising that biohalogenation in the sea produces substances ranging from tetrabromopyrrole, hexabromo-2,2'-bipyrrole, to *N*-methyl dibromoisophakellin and, amongst the halogenated indoles, from 4,7-dibromo-2,3-dichloroindole to hinckdentine A and chartelline A (tryptamine residue in red).¹²





32.5.4 Macrocycles Containing Oxazoles and Thiazoles

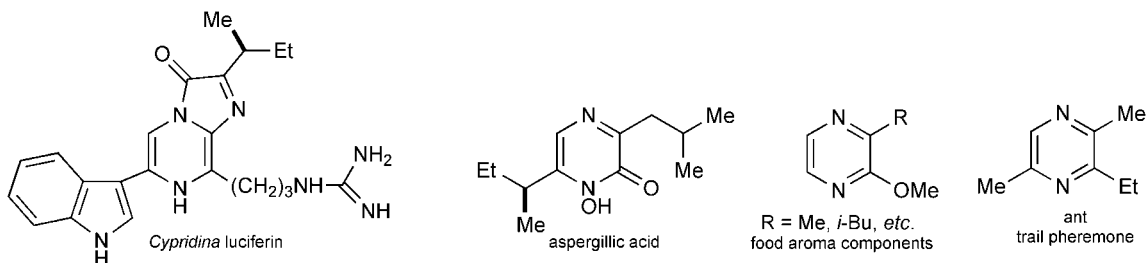
An extraordinary group of natural products, often again from the marine environment, having oxazole and/or thiazole rings, often macrocyclic, are derived from biosynthetic cyclisation of precursor α -amino acid units in a small peptide chain, and include substances such as ulapualide A¹³ (nudibranch, *Hexabranchus sanguineus*), telomestatin¹⁴ (*Streptomyces anulatus*), and diazonamide A¹⁵ (ascidian, *Diazona chinensis*).



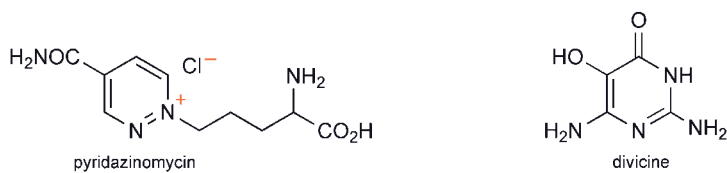
32.5.5 Other Nitrogen-Containing Natural Products

The pyrazine ring system is found in the fungal metabolite aspergillilic acid and in dihydro form in the luciferins of several beetles, including the firefly, *Cypridina hilgendorffii*, and is responsible for the chemiluminescence¹⁶ of this ostracod. Quite simple methoxy-pyrazines are very important components of the aromas of many fruits and vegetables, such as peas and capsicum peppers, and also of wines.¹⁷ Although present in very small amounts, they are extremely odorous and can be detected at concentrations as low as

0.00001 ppm. Related pyrazines, probably formed by the pyrolysis of amino acids during the process of cooking, are also important in the aroma of roasted meats. Several polyalkyl pyrazines are insect pheromones, for example 2-ethyl-3,6-dimethylpyrazine is the major component of the trail pheromone of the South American leaf-cutting ant.

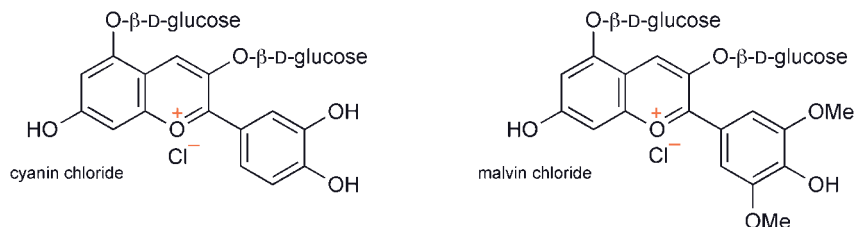


Some fungal metabolites from *Streptomyces* species include the quaternary salt pyridazinomycin. Divicine, present as a glucoside in broad beans and related plants, is the toxic agent responsible for 'favism', a serious hemolytic reaction in genetically susceptible people (of Mediterranean origin).

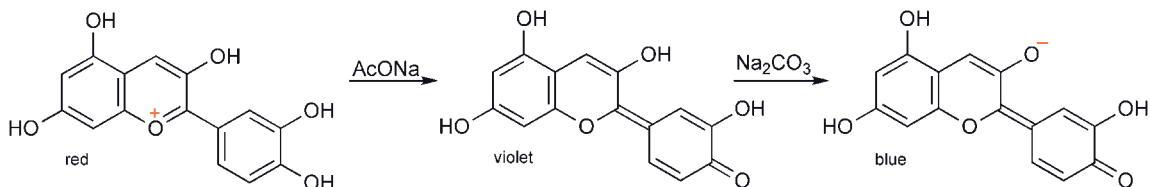


32.5.6 Anthocyanins and Flavones

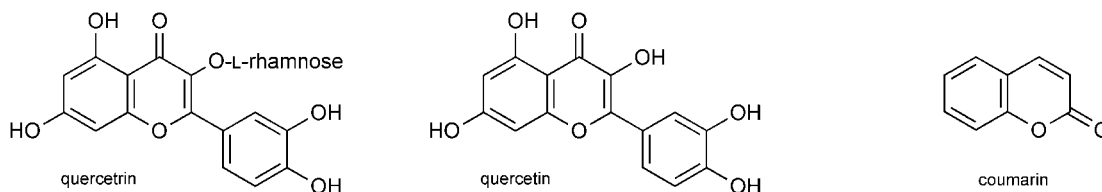
There certainly is a biological role for the anthocyanidins and natural flavones, which, grouped together, are known as the flavonoids.¹⁸ These occur in flower pigments – as attractants for pollinating insects. The anthocyanidins are polyhydroxyflavylium salts and occur in a large proportion of the red to blue flower pigments and in fruit skins, for example grapes and therefore in red wines made therefrom.¹⁹ Anthocyanidins are generally bound to sugars, and these glycosides are known as anthocyanins.²⁰ As an example, cyanin (isolated as its chloride) is an anthocyanin that occurs in the petals of the red rose (*Rosa gallica*), the poppy (*Papaver rhoeas*) and very many other flowers. Another example is malvin chloride, which has been isolated from many species, including *Primula viscosa*, a mauvy-red alpine primula.



In the living cell these compounds exist in more complex bound forms, interacting with other molecules, for example flavones,^{21,22} and the actual observed colour depends on these interactions.²³ However, it is interesting that even *in vitro*, simple pH changes bring about extreme changes in the electronic absorption of these molecules. For example cyanidin is red in acidic solution, violet at intermediate pH and blue in weakly alkaline solution, the deep colours being the result of extensive resonance delocalisation in each of the structures.

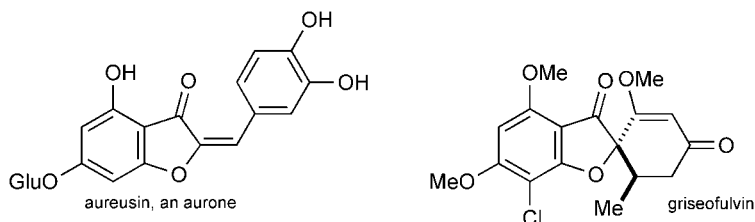


The naturally occurring flavones are yellow and are very widely distributed in plants. They accumulate in almost any part of a plant, from the roots to the flower petals. Unlike the anthocyanins, which are too reactive and short-lived, the much more stable flavones have, from time immemorial, been used as dyes, for they impart various shades of yellow to wool. As an example, the inner bark of one of the North American oaks, *Quercus velutina*, was a commercial material known as quercitron bark and much used in dyeing: it contains quercetrin. The corresponding aglycone, quercetin, is one of the most widely occurring flavones, found, for example, in *Chrysanthemum* and *Rhododendron* species, horse chestnuts, lemons, onions and hops.



Coumarin²⁴ has the sweet scent of newly mown hay, and is used in perfumes. The official birthdate of the synthetic fragrance industry is held to be²⁵ the discovery of a synthetic route to coumarin by W. H. Perkin in 1868²⁶ using the reaction we now call the Perkin condensation (12.3.2.2).

Benzofuran occurs in a range of plant- and microbial-derived natural products, ranging in complexity from 5-methoxybenzofuran, through the orange 'aurones', a group of plant pigments isomeric with co-occurring flavones (12.2), to griseofulvin, from *Penicillium griseofulvum*, used in medicine as an antifungal agent.



References

- ¹ 'Introduction to Enzyme and Coenzyme Chemistry', Bugg, T., Blackwell, **2004**.
- ² 'Nucleic acids in chemistry and biology', Ed. Blackburn, G. M. and Gait, M. J., Oxford University Press, **1996**.
- ³ 'Oligo- and poly-nucleotides: 50 years of chemical synthesis', Reese, C. B., *Org. Biomol. Chem.*, **2005**, *3*, 3851.
- ⁴ 'Tautomerism and electronic structure of biological pyrimidines', Kwiatkowski, J. S. and Pullman, B., *Adv. Heterocycl. Chem.*, **1975**, *18*, 200.
- ⁵ 'The Alkaloids; Chemistry and Biology', Volume 69, Ed. Cordell, G. A., **2010**, Elsevier, and previous volumes in the series.
- ⁶ 'Monoterpenoid indole alkaloids' in 'Indoles' in 'The Chemistry of Heterocyclic Compounds', Series Ed. Taylor, E. C., Vol. 25, Part 4, Ed. Saxton, J. E., Wiley-Interscience, **1983** and supplement, **1994**.
- ⁷ Perry, N. B., Ettouati, L., Litaudon, M., Blunt, J. W., Munro, M. H. G., Parkin, S. and Hope, H., *Tetrahedron*, **1994**, *50*, 3987; Trimurtulu, G., Faulkner, D. J., Perry, N. B., Ettouati, L., Litaudon, M., Blunt, J. W., Munro, M. H. G. and Jameson, G. B., *Tetrahedron*, **1994**, *50*, 3993.

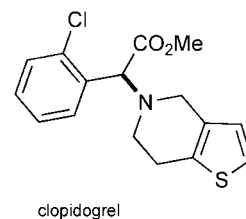
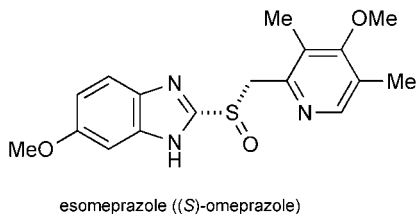
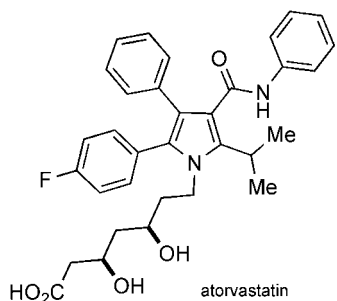
- ⁸ Anderson, R. J., Faulkner, D. J., Cun-heng, H., Van Duyne, G. D. and Clardy, J., *J. Am. Chem. Soc.*, **1985**, *107*, 5492.
- ⁹ Kobayashi, J., Cheng, J., Nakamura, H., Ohizumi, Y., Hirata, Y., Sasaki, T., Ohta, T. and Nozoe, S., *Tetrahedron Lett.*, **1988**, *29*, 1177.
- ¹⁰ Copp, B. R., Ireland, C. M. and Barrows, L. R., *J. Org. Chem.*, **1991**, *56*, 4596.
- ¹¹ Heitz, S., Durgeat, M., Guyot, M., Brassy, C. and Bachet, B., *Tetrahedron Lett.*, **1980**, *21*, 1457.
- ¹² 'Naturally occurring halogenated pyrroles and indoles', Gribble, G. W., *Prog. Heterocycl. Chem.*, **2003**, *15*, 58.
- ¹³ Roesener, J. A. and Scheuer, P.J., *J. Am. Chem. Soc.*, **1986**, *108*, 846; Pattenden, G., Ashweek, N. J., Baker-Glenn, C. A. G., Kempson, J., Walker, G. M. and Yee, J. G. K., *Org. Biomol. Chem.*, **2008**, *6*, 1478.
- ¹⁴ Shin-ya, K., Wierzbka, K., Matsuo, K., Ohtani, T., Yamada, Y., Furihata, K., Hayakawa, Y. and Seto, H., *J. Am. Chem. Soc.*, **2001**, *123*, 1262.
- ¹⁵ Li, J., Burgett, A. W. G., Esser, L., Amezcua, C. and Harran, P. G., *Angew. Chem. Int. Ed.*, **2001**, *40*, 4770; Lachia, M. and Moody, C. J., *Nat. Prod. Rep.*, **2008**, *25*, 227.
- ¹⁶ 'Introduction to beetle luciferases and their applications', Wood, K. V., Lam, Y. A., McElvoy, W. D., *J. Biolumin. Chemilumin.*, **1989**, *4*, 289.
- ¹⁷ 'Odor threshold of some pyrazines', Shibamoto, T., *J. Food Sci.*, **1986**, *51*, 1098.
- ¹⁸ 'The flavonoids', Harborne, J. B., Mabry, T. J. and Mabry, H., Eds., Chapman and Hall, London, **1975**; 'Flavonoids: chemistry and biochemistry', Morita, N. and Arisawa, M., *Heterocycles*, **1976**, *4*, 373; 'The Flavonoids: Advances in Research Since 1980', Ed. Harborne, J. B. and Mabry, T. J., Chapman and Hall, London and NY, **1988**; 'Flavonoids: Chemistry, Biochemistry and Applications', Andersen, O. M. and Jordheim, M., CRC Press, **2006**.
- ¹⁹ 'A curious brew', Allen, M., *Chem. Brit.*, **1996** (May), 35.
- ²⁰ 'The Chemistry of Plant Pigments', Ed. Chichester, C. O., Academic Press, NY, **1972**; 'The chemistry of anthocyanins, anthocyanidins and related flavylium salts', Iacobucci, G. A. and Sweeny, J. E., *Tetrahedron*, **1983**, *39*, 3005.
- ²¹ 'Naturlich vorkommende chromone', Schmid, H., *Fortschr. Chem. Org. Naturst.*, **1954**, *11*, 124.
- ²² 'Structure, stability and color variation of natural anthocyanins', Goto, T., *Fortschr. Chem. Org. Naturst.*, **1987**, *52*, 113; Goto, T. and Kondo, T., 'Structure and molecular stacking of anthocyanins – flower colour variation', *Angew. Chem., Int. Ed. Engl.*, **1991**, *30*, 17; 'The chemistry of rose pigments', Eugster, C. H. and Märki-Fischer, E., *ibid.*, 654; 'Nature's palette', Haslam, E., *Chem. Brit.*, **1993** (Oct.), 875.
- ²³ Kondo, T., Toyama-Kato, Y. and Yoshida, K., *Tetrahedron Lett.*, **2005**, *46*, 6645.
- ²⁴ 'Synthesis of coumarins with 3,4-fused ring systems and their physiological activity', Darbarwar, M. and Sundaramurthy, V., *Synthesis*, **1982**, 337; 'Naturally occurring coumarins', Dean, F. M., *Fortschr. Chem. Org. Naturst.*, **1952**, *9*, 225; 'Naturally occurring plant coumarins', Murray, R. D. H., *Fortschr. Chem. Org. Naturst.*, **1978**, *35*, 199; 'The natural coumarins: occurrence, chemistry and biochemistry', Murray, R. D. H., Méndez, J. and Brown, S. A., Chichester, Wiley, **1982**.
- ²⁵ 'Perfumes: The Guide', Turin, L. and Sanchez, T., Profile Books, **2008**.
- ²⁶ Perkin, W. H., *J. Chem. Soc.*, **1868**, 53.

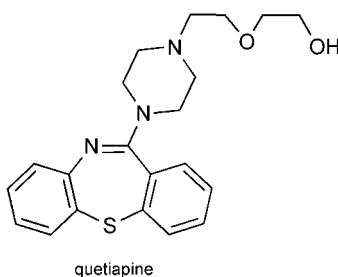
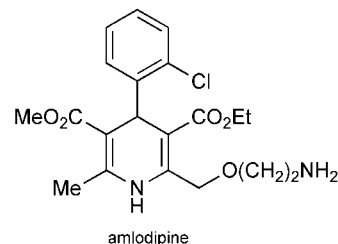
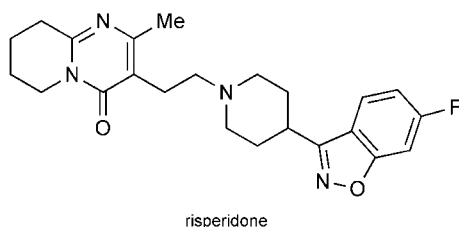
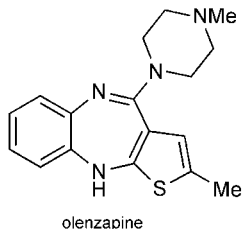
Heterocycles in Medicine

The drugs used in human medicine¹ cover the whole range of chemical structure types, but a majority are heterocyclic small molecules or have heterocyclic structural components. Heterocyclic alkaloids were the active ingredients in many natural remedies before the development of modern chemistry and some are still used today, for example morphine derivatives. Rather than using complex systematic names, drugs are given 'trivial' generic names and drugs acting on the same pharmacological basis often have related names, particularly by the word ending, for example ondansetron and granisetron (see 33.4.3), losartan and candesartan (33.4.5). The manufacturer will also give a proprietary (trade) name to a drug, which is treated as a proper noun and capitalised. In this chapter, we give first the generic name with, where appropriate, the proprietary name in parenthesis. Note that proprietary names may be different in different countries.

In this book we are concerned with heterocycles and so the coverage in what follows does not necessarily reflect the relative medical importance of different areas. Complete coverage of all areas of significance is obviously impossible, but the aim is to give an appreciation of the wide-ranging importance of heterocycles in medicine. Although heterocycles occur in drugs for all areas, they are particularly prominent, for obvious reasons, for systems involving the heterocyclic neurotransmitters.

Of the top 10 best-selling (prescription) drugs by value in the year June 2006 – June 2007, seven were (small molecule) heterocycles:² atorvastatin (Lipitor; \$13.5bn; a statin for cholesterol reduction); esomeprazole (Nexium; \$6.9bn; a proton-pump inhibitor for reduction of gastric acid); clopidogrel (Plavix; \$5.8bn; an anti-platelet agent to prevent blood clots); olanzapine (Zyprexa; \$4.9bn; an anti-schizophrenic); risperidone (Risperdal; \$4.8bn; an anti-schizophrenic); amlodipine (Norvasc; \$4.5bn; an anti-hypertensive agent); quetiapine (Seroquel; \$4.2bn; for treatment of schizophrenia and bipolar disorder). Of the three remaining compounds, two were biomolecules – modified polypeptides: carbepoetin (Arancep; \$5.1bn) and etanercept (Enbrel; \$4.9bn) and the remaining one – seretide (Advair; \$6.7bn; an anti-asthmatic) – is the only non-heterocyclic, small-molecule-based drug of the 10, a mixture of a steroid with a beta stimulant. Note, however, that these are not the best-selling drugs by volume – those include over-the-counter (OTC) drugs such as aspirin and paracetamol, which are available in supermarkets for very low prices (of which a good proportion is for the packaging!).





33.1 Mechanisms of Drug Actions³

Drugs exert their effects by a number of mechanisms, the most important being the following.

33.1.1 Mimicking or Opposing the Effects of Physiological Hormones or Neurotransmitters

Compounds that mimic the effect of the natural agent are known as *agonists*; those that oppose are known as *antagonists*. These drugs act by binding at a *receptor* – the site where the natural physiological agent binds. This receptor is usually a specific domain of a protein molecule comprising part of a cell. Agonists activate the receptor and antagonists block it. Sometimes the word ‘blocker’ is used in reference to antagonists, as in ‘beta-blocker’. There are variants on these simple definitions, for example *partial agonists* that cannot achieve the same maximum effect as full agonists, but can still compete with them for receptor binding, therefore acting partly as antagonists.²

33.1.2 Interaction with Enzymes

Interaction with enzymes usually involves inhibition, but enzyme induction also has its uses, or can occur unintentionally. Interactions generally occur by binding at the *active site* of the enzyme (where the substrate binds), in a very similar manner to receptor binding – the comments below, concerning receptors, can equally apply to enzyme interactions with drugs.

33.1.3 Physical Binding with, or Chemically Modifying, Natural Macromolecules

Physical binding with, or chemically modifying, natural macromolecules such as DNA and RNA, can involve either direct interaction or the incorporation of synthetic analogues of structural components (e.g. one of the heterocyclic bases) into the polymer.

Binding at the receptor may be *competitive* (i.e. the drug is in equilibrium/exchange with the natural agent) or it may be *non-competitive* – firmly bound with no exchange.

Receptors usually exist as a number of sub-types, often with further sub-divisions, which mediate different physiological effects by interaction with the single natural agent. The key to a successful drug very often depends on devising a molecule that has a selective interaction with just one sub-type.

Sometimes, binding at a site other than the normal receptor (*allosteric binding*) is the mechanism of action – the remote binding alters the shape of the protein as a whole and hence influences the receptor. Binding/action at the receptor is often only the start of a complex cascade of actions within the cell.

The mechanisms of binding to the receptor can be essentially physical (H-bonding or attractions *via* ionic or Van der Waals forces, etc.), with several points of interaction, or it may be covalent (e.g. *N*-alkylation or *O*-acylation), which is often irreversible.

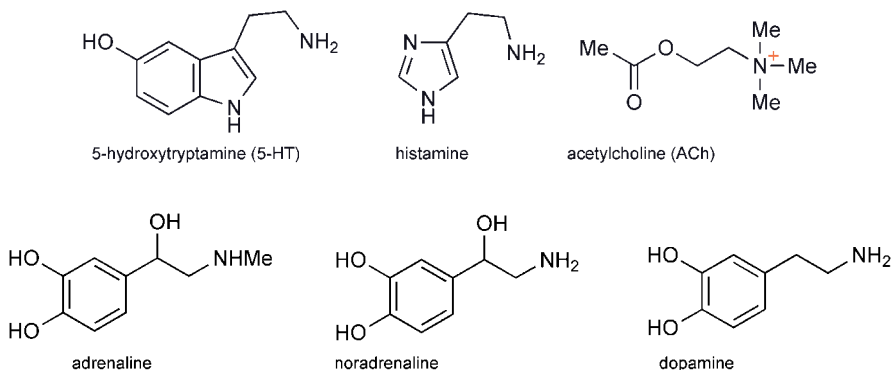
33.2 The Neurotransmitters

The nervous system is made up of two parts: the *central nervous system* (CNS) and the *peripheral nervous system*. The former operates in the brain and spinal cord and the latter in the rest of the body.

The CNS and the peripheral nervous systems are separated by the blood–brain barrier, which stands between the bloodstream and the brain tissue – it is essentially the walls of the brain’s blood vessels, which are different from those in the periphery. A complex combination of physical factors, such as lipophilicity/polarity, molecular weight and active transport systems determines the ability of molecules to cross the blood–brain barrier and thus gain access to the CNS. The consideration as to whether a drug can or cannot reach the brain is always an important design consideration – drugs acting on the CNS obviously need to reach it, but for peripherally acting drugs, the opposite is required – keeping them out may be essential to avoid side-effects.

The conduction of signals along nerves is dependent on the release of neurotransmitters at synapses.

Some of the major neurotransmitters are heterocyclic (histamine, 5-hydroxytryptamine), others are not heterocyclic (catecholamines: adrenaline, noradrenaline, dopamine; acetylcholine). These neurotransmitters are present in both the peripheral and central systems, although dopamine acts mainly in the latter. The CNS also has other neurotransmitters, including the amino acids glycine, glutamic acid and gamma-aminobutyric acid (GABA).



Some receptors are named after the natural agent, e.g. histamine and 5HT, but others after natural products, the interactions with which were the only means of characterisation before the structures of the true transmitters were known, e.g. opioid after opium (morphine) – the natural ligands here are peptides (enkephalins and endorphins); cannabinoid after cannabis – the natural ligands are amides of arachadonic acid.

33.3 Drug Discovery and Development

33.3.1 Stages in the Life of a Drug

1. Discovery: finding a series of potential candidates.
2. Optimisation: finding the best biological candidate(s) on the basis of safety and effectiveness.
3. Chemical development: finding a suitable medium-scale synthesis (maybe 1 kg) for initial clinical trials and later a large-scale synthesis for production.
4. Clinical trials (several stages): initially, proof of the biological concept and finally demonstration of clinical effectiveness and safety in a substantial number of patients.

5. Approval by the regulatory authorities, such as the US Food and Drug Administration (FDA) and the European Medicines Agency (EMA), as having clinical advantages over current treatments and a suitable safety profile.
6. Release for marketing, with appropriate post-marketing surveillance to detect low-level and unexpected side-effects.
7. 'Me-too' competition: competitor companies try to develop related compounds, not covered by the original patents, that may have a sufficiently improved profile to allow approval by the regulatory authorities.
8. Expiry of patent: generic free-for-all: anyone free to make and market the compound, although processes may be protected by the original inventor company.
9. Over-the-counter (OTC): Certain drugs, for example sumatriptan, ranitidine, omeprazole and various anti-histamines, after extensive usage under prescription, showing a low incidence of side-effects, may be approved for 'over-the-counter' sales without a doctor's prescription. These are generic drugs, but the original proprietary brand names are still owned by the inventing company and may still be preferred by some customers.

33.3.1.1 *Me-too drugs*

This stage of drug 'development' starts as soon as the identity of the lead drug has been disclosed. It involves competitor companies investigating related molecules that are not covered by the inventor's patent, in the hope that they will have advantages over the original. Although cynics regard this as simply a money-making exercise, which is true to some degree, it has played an important role in optimising particular classes of drug and is actually an important stage of development. It often happens that apparently similar compounds have different side-effect profiles. Thus the existence of competitor drugs allows the eventual emergence of the best, and of alternatives when the original drug shows unacceptable levels of side-effects a significant length of time after release, as has often occurred.

In the absence of 'me-too' drugs, there would be many fewer therapeutic options available.

33.3.1.2 *Orphan Drugs*

Research and development is very expensive, particularly as the majority of drugs in development fail to reach the market place, and requires sufficient income from sales of successful drugs to fund it. However, some diseases have such a low incidence that income from potential sales of drugs developed under the standard scheme cannot cover these enormous costs. Here, the regulatory authorities may grant orphan drug status, which allows a less onerous version of the approval process. Safety is still checked rigorously, but larger-scale trials are waived, not least because there may not be enough patients available. The manufacturers are also given financial incentives.

33.3.1.3 *Prodrugs*

A number of drugs, for example proguanil (33.6.1) and omeprazole (33.4.1), are not active in their own right, but undergo activation *in vivo*. Sometimes, however, an active drug is deliberately converted into a protected, possibly inactive, form – a prodrug (esters are quite common), so as to give better absorption or protection from breakdown, for example in the stomach. It does, of course, require a mechanism for re-activation, possibly an enzymatic conversion, at the site of action.

33.3.1.4 *Pharmacogenetics*

It has always been known that in any group of patients there will be responders and non-responders to many drugs, and that there are differences in susceptibilities to side-effects. If a drug is only effective in a sub-population of patients, the benefits for this minority may be lost during statistical analysis if the (non-targeted) trials have involved the general population. Genetic variations can be very important in this respect and genetic targeting is a current 'hot' topic.

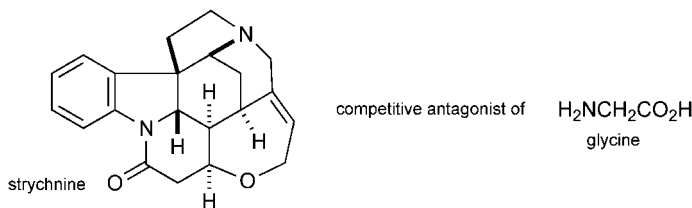
33.3.1.5 Risk–Benefit

No medicine is perfect; all have side-effects. Some side-effects, because they are relatively uncommon, will not become statistically significant until a large number of patients have been treated, and are therefore not apparent until after general release. There is always a risk to be balanced with a benefit, higher risks (side-effects up to possible death) being acceptable, the more serious and less treatable the target disease is. This is inevitable and must be accepted by the informed patient as part of the ‘deal’.

33.3.2 Drug Discovery

A traditional logical approach to drug design involves synthesis of compounds that are structurally similar to the natural agent, with alterations of substituents or variations in the electronic nature or precise shape of any aromatic rings (a key asset of heterocycles!). Modifications using heterocycles can also be used to give favourable physical properties, for example replacing a benzene ring by a pyridine ring may improve aqueous solubility, or other variations may be used to facilitate or prevent access to the CNS.

A surprising number of drugs bear only a tenuous (or no!) structural similarity to the natural agent/transmitter. An excellent illustration is the well-known indole alkaloid strychnine, which is a competitive antagonist of the CNS neurotransmitter glycine.



Other routes to drug discovery include screening of compounds (‘natural products’) from natural sources that may have been reported (but not necessarily – random screening of these natural compounds is more frequently used) in folklore to have medicinal properties, fortuitous discovery of unexpected activity in a compound being investigated in other areas (Viagra is a prime example) and the crude but reasonably effective method of screening large numbers of random compounds synthesised by combinatorial chemistry. This last method is very popular at present, as it is amenable to automation, as is much biological testing.

When a *lead compound* has been obtained by any of these methods, more rational optimisation is carried out.

33.3.3 Chemical Development

(NOTE: The active compound may be referred to as the API (active pharmaceutical ingredient) or DS (drug substance). This is formulated with various additives into the final medicine.)

One key to commercialising a drug is a good chemical synthesis, which is highly reproducible, both in chemistry and product purity. It must also be produced to a target price that varies greatly depending on a number of factors, including potency i.e. it relates to the amount of the chemical substance used in the final formulation (tablets etc). Most of the total cost is in discovery, development and testing rather than manufacture. The cost of production of the API is a relatively minor part of the final cost, but still substantial, so production costs are controlled, requiring a synthetic route that must be as efficient and cheap as possible.

This is the most demanding area for the chemist. The requirements for scale-up and production are very different from those in medicinal chemistry/discovery and need a very different approach to chemistry. Yields for steps in a process are very frequently increased dramatically by intensive process research – improving literature reactions with reported yields of 20–30% up to a usable 80–90% is not uncommon.

The number of steps in the synthesis is a major determinant of cost. Standard preliminary targets are for 90% hplc yields in each stage, with purification by (usually) crystallisation; chromatographic purification on a production scale, which may be in ton quantities, is very rare.

A crucial aspect is the quality of the final product, with very rigorous criteria for reproducible levels of purity and of levels of potentially toxic trace impurities, particularly metals. All impurities down to ca. 0.1% must be identified and possibly reference samples of the impurities synthesised, which often provides another interesting challenge for the chemist. Some metal derivatives, such as organotin compounds and mercury must be at essentially undetectable levels; others, such as palladium, may be acceptable at very low levels, depending on dose. These requirements can greatly restrict the synthetic chemistry available for the production route – many elegant and ingenious reactions found, for example, in this book, though suitable for general synthesis and preliminary phases of drug discovery, may be of no use for production due to residues of reagents in the final product. A very clean synthesis from a chemical point of view could have 0.1% of a heavy-metal impurity, but this corresponds to 1000 ppm for something that may only be allowed at 10 ppm or less in a drug.

Minimisation of environmental impact must also be considered – there are legal constraints on effluents of various types, as well as costs of disposal. These factors must therefore be taken into account when considering the production synthesis of a drug.

33.3.4 Good Manufacturing Practice (GMP)

(The term ‘cGMP’ (‘current good manufacturing practice’), found in some publications, can be even more confusing for chemists for whom GMP can mean guanosine monophosphate and cGMP, cyclic guanosine monophosphate!)

GMP is the enforcement of rigorous control of purity and consistency of the production of any substance that is to be administered to a human. It is designed to avoid human error that could lead to contamination of the final product. It does not apply to process *research*, but does when any process on any scale is used for the preparation of any batch of drug for clinical use. It is the responsibility of the manufacturer, under potential scrutiny from the regulatory authorities, and adds dramatically to the cost of the process, particularly at the small-scale early stages.

33.4 Heterocyclic Drugs^{4,5}

For convenience, the following sections are grouped, where possible but with flexibility, according to the natural neurotransmitter or enzyme to which the drugs relate and may include central and peripheral actions. A separate section on CNS-specific drugs with more complex mechanisms is included later. Later major sections, for example infection and cancer, are, of necessity, related to disease areas.

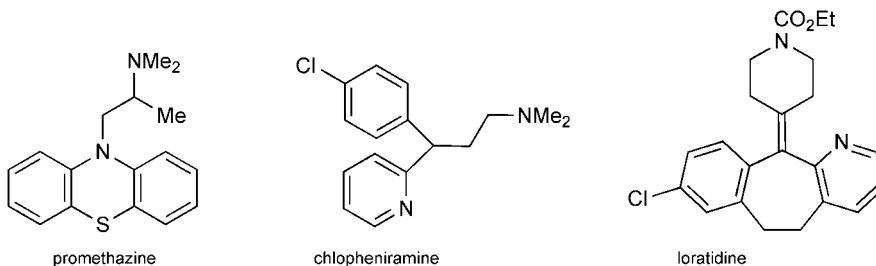
33.4.1 Histamine

Four histamine receptors have been identified, but two – H₃ and H₄ – have no clinical relevance at present.

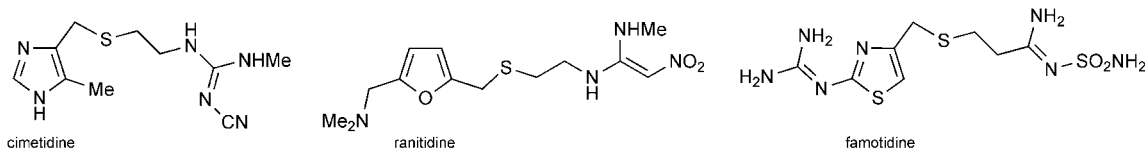
Histamine, acting at the H₁ receptor, is mainly known for producing allergic responses, for example hay fever and skin reactions, such as urticaria (‘nettle rash’). Antagonists of this receptor, which suppress these actions of histamine, are well known to the layman, under the loose description ‘anti-histamines’, as hay fever remedies.

Typical H₁ antagonists are not particularly structurally reminiscent of histamine! Early compounds often had side-effects caused by actions at other receptors such as that for acetylcholine, but their main drawback is antagonism of H₁ receptors in the CNS, leading to drowsiness. Promethazine (Phenergan) has such strong

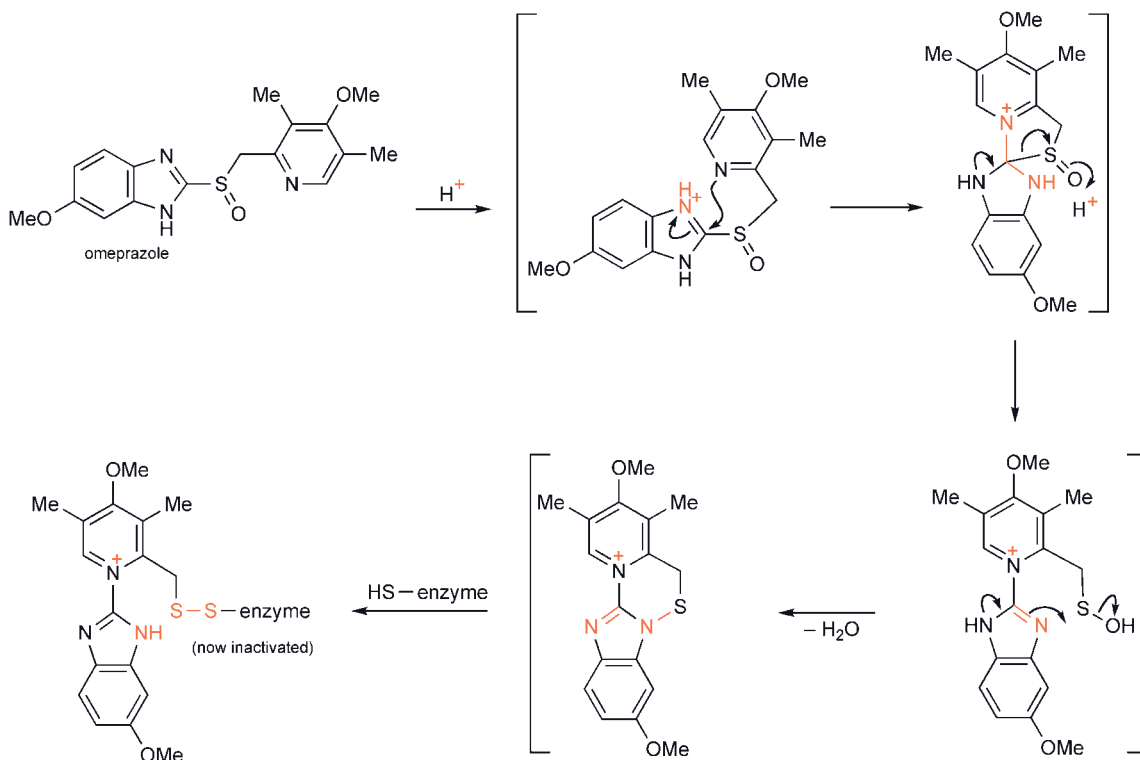
effects in the CNS that it has found use as a sedative and is also of use for treatment of motion sickness. Others, such as chlorpheniramine (Piriton), show only moderate sedative effects. More recently, compounds such as loratidine (Claritin) have been devised that do not enter the CNS and are therefore free from sedative effects.



The H_2 receptor is part of a complex system within parietal cells, involved in mediating release of acid into the stomach. Although this is an essential part of digestion, excessive amounts of acid can lead to simple indigestion, but can also cause or aggravate the more serious medical problem of peptic ulcers. The development, in the 1970s, of selective H_2 antagonists that inhibit the release of gastric acid was a major advance in medicine, as they are very effective in treating ulcers, are very safe, and have almost eliminated the need for surgery for this illness. They were an enormous financial success because of this. The first compound developed was cimetidine (Tagamet), which is closely related, structurally, to histamine and as such, a more 'logically' designed compound than the H_1 antagonists. Other H_2 antagonists, particularly ranitidine (Zantac) followed, which had an even more favourable side-effect profile. The dimethylamino-furan unit in ranitidine can be visualised as replacing the imidazole ring at the receptor. A closer imidazole substitute is the thiazole ring found in famotidine (Pepcid).



Another type of antacid is the *proton-pump inhibitor*. As mentioned above, H_2 receptors initiate a complex cascade within a cell resulting in the production of gastric acid, but the actual final release of the acid from the cell is *via* an enzyme – H^+, K^+ -ATPase, the 'proton pump' – which exchanges protons from inside the cell with potassium ions outside. Omeprazole (Losec) was designed to inactivate this enzyme and is even more effective than the H_2 antagonists, almost completely stopping the production of acid. The mechanism of action of omeprazole is very different from the competitive H_2 antagonism. The drug is converted *in vivo* into a highly selective sulfonylating agent for the SH of a specific cysteine residue in the enzyme. This disulfide formation irreversibly deactivates the enzyme so effectively that recovery of acid production requires the biosynthesis of new enzyme. This activation of omeprazole is acid-catalysed and may involve initial protonation of the benzimidazole nitrogen and/or the sulfoxide oxygen. Because of this susceptibility to acid, omeprazole is formulated as gastro-resistant granules, so as to avoid activation and decomposition in the stomach before it can be absorbed from the more alkaline part of the gastro-intestinal (GI) tract.

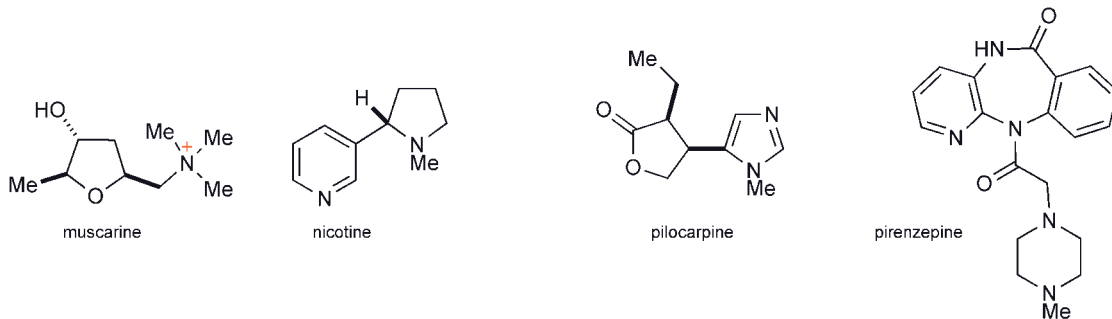


Mechanism of action of omeprazole

33.4.2 Acetylcholine (ACh)

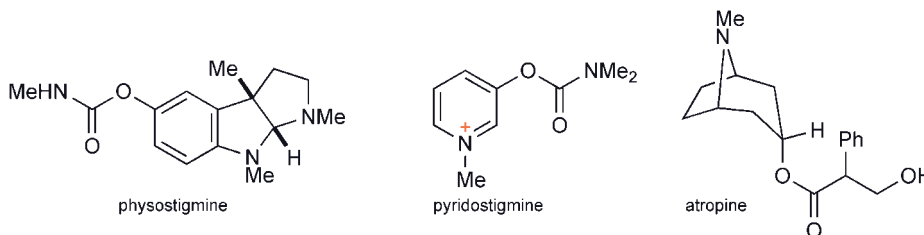
Acetylcholine mediates two different types of activity *via* corresponding receptors – *muscarinic* and *nicotinic* – which relate to the pharmacological activities of two natural products, muscarine and nicotine. The former type of action occurs in nerve synapses and the latter at neuromuscular junctions and peripheral ganglia. The term *cholinergic* is used for the general effects of acetylcholine.

Clinically useful muscarinic agents tend to be simple choline derivatives, although the alkaloid pilocarpine is a muscarinic agonist used in the treatment of glaucoma. The muscarinic antagonist pirenzepine (Gastrozepin) is an alternative to the H_2 antagonists for the treatment of peptic ulcers and some cholinergic side-effects caused by radiotherapy. The best-known nicotinic agonist is nicotine! Nicotinic antagonists include the natural bis-quaternary isoquinoline curare alkaloid tubocurarine, the paralytic agent from curare (a South American arrow poison), which is used in surgery as a muscle-relaxant.

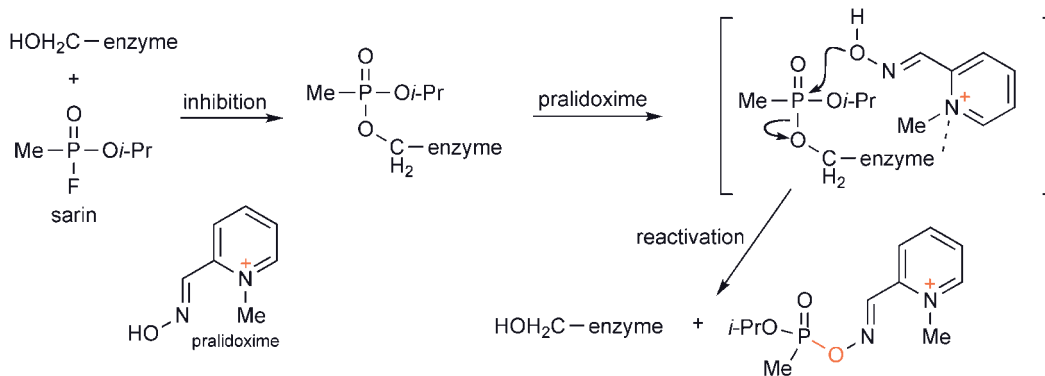


33.4.2.1 Anticholinesterase Agents

The physiological activity of acetylcholine relies on local release, stimulation of the receptor, then rapid hydrolysis (deacetylation) by acetylcholinesterase, which results in deactivation. The indole alkaloid physostigmine, from the West African calabar bean, and the relatively simple synthetic compound pyridostigmine, which has a more obvious relationship to choline, are reversible inhibitors of acetylcholinesterase. Controlled inhibition of the enzyme by such drugs, which results in a build-up of ACh, is useful in conditions such as myasthenia gravis, a muscle weakness, which is caused by insufficient production of ACh.



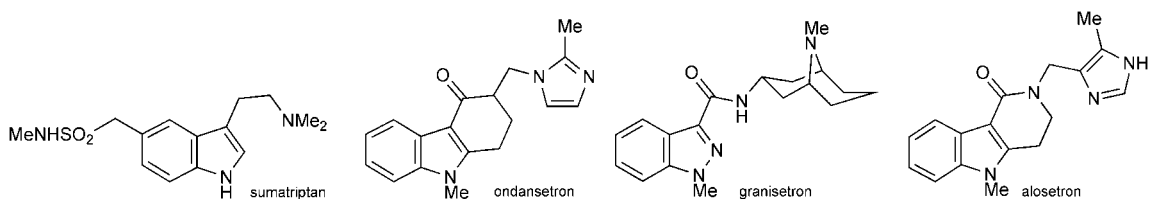
Irreversible inhibition of acetylcholinesterase is the mechanism of action of poisoning by nerve gases, such as sarin and, to a lesser degree, by other organophosphates, such as those used as insecticides, leading to persistent, widespread and quite possibly fatal, excessive cholinergic effects. The inhibition is due to phosphorylation of a serine OH at the active site of the enzyme – this OH is the nucleophile that attacks the acetyl group during physiological functioning of the enzyme. It is possible to reactivate the enzyme, provided treatment is given promptly, by use of pralidoxime (2-PAM). Here, the *N*-methylpyridinium binds *via* electrostatic forces to the same site as the choline trimethylammonium, bringing the very nucleophilic oxime oxygen close enough to attack the phosphoryl group, releasing the serine OH. The (saturated heterocyclic) alkaloid atropine, a muscarinic antagonist, is also administered.



33.4.3 5-Hydroxytryptamine (5-HT)

5-Hydroxytryptamine has at least 14 receptors and sub-types. Compounds acting on these receptors are drugs for the treatment of disorders of the cardiovascular, gastrointestinal and central nervous systems. Sumatriptan (Imigran), a 5-HT_{1D} agonist, in part, causes vasoconstriction selectively in intracranial blood vessels, opposing the vasodilation that is the pathological basis of migraine. The discovery of the triptan class of drugs was a major advance in the treatment of migraine.

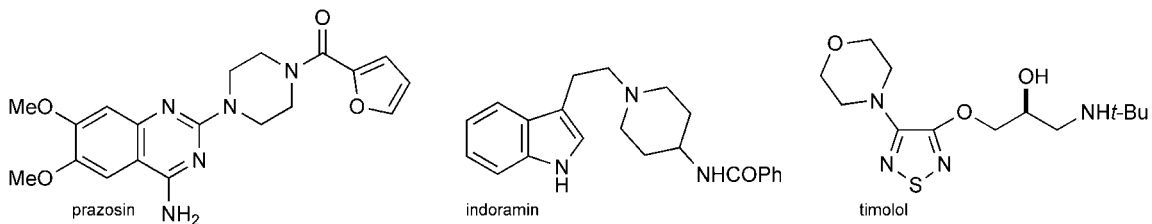
The 5-HT₃ antagonists ondansetron (Zofran) and granisetron (Kytril) are effective in relieving the nausea and vomiting that are side-effects of radiotherapy and treatment with cytotoxic drugs. They probably function by a combination of central and peripheral actions.



Alosetron (Lotronex) is effective in certain variants of irritable bowel syndrome (IBS), but was withdrawn from use because it may cause serious side-effects. However, it was later re-instated for restricted use following petitions from patients.

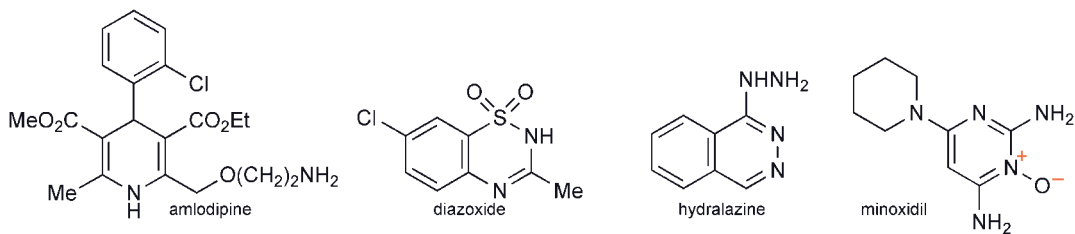
33.4.4 Adrenaline and Noradrenaline

Adrenaline and noradrenaline are prominent throughout the cardiovascular system, acting through α - and β -adrenergic receptors, which exist as a number of sub-types. The interaction of effects from these receptors is quite complex. Many common adrenergic drugs are simple carbocyclic analogues of adrenaline, but a few of the important compounds are heterocyclic, for example prazosin (Hypovase) and indoramin (Doralese) are α -antagonists, used for the treatment of hypertension and benign prostatic hypertrophy; timolol (Blocaderen) is an anti-hypertensive, anti-angina and anti-arrhythmic β -antagonist.

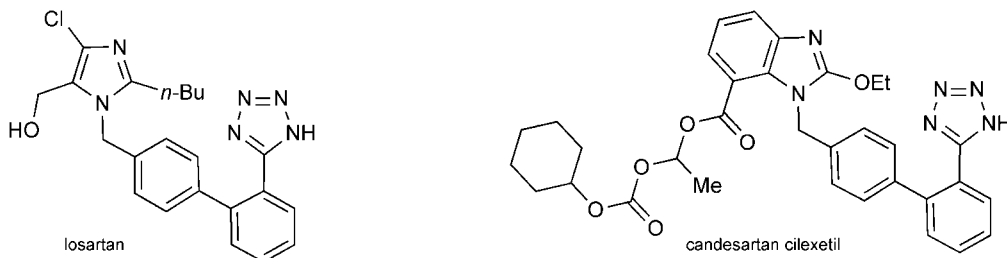


33.4.5 Other Significant Cardiovascular Drugs

Amlodipine (Norvasc) is one of a number of 1,4-dihydropyridines, the mechanism of action of which involves blocking calcium channels (they are said to be 'calcium antagonists'), resulting in a relaxation of vascular smooth muscle. They are useful for hypertension and angina. Diazoxide (Proglycem) is a vasodilator used for intravenous administration in hypertensive emergency. Hydralazine (Apresoline) and minoxidil (Rogaine) are vasodilators used for chronic hypertension, the latter being particularly useful for cases resistant to other drugs. Minoxidil is also one of the few drugs of proven value for the treatment of baldness (alopecia).



The angiotensin system also affects blood pressure. Angiotensin-I (inactive) is converted by angiotensin converting enzyme (ACE) into angiotensin-II, which causes vasoconstriction and therefore increased blood pressure. These effects of angiotensin-II can be controlled, either by use of an inhibitor of ACE or an angiotensin-II antagonist. ACE inhibitors are generally derived from amino acids, but the angiotensin antagonists are heterocyclic compounds, which notably contain tetrazoles as replacements for carboxyl groups, resulting in increased potency. Losartan (Cozaar) was a widely used angiotensin-II antagonist, but more potent compounds such as candesartan cilexetil (Amias) (a complex-ester prodrug) are now more popular.



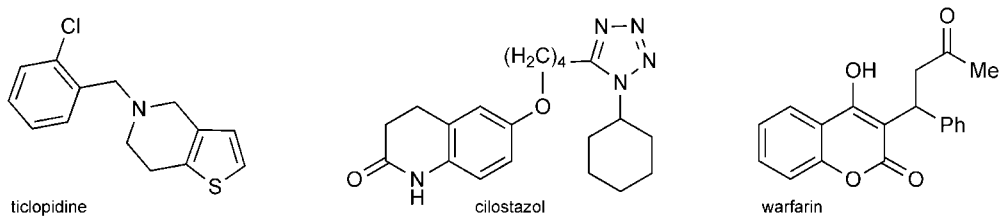
33.4.6 Drugs Affecting Blood Clotting

Blood clotting is an essential function to avoid excessive bleeding, but its malfunction is also of major importance as a cause of disease. The mechanism of blood clotting is a complex sequence of events. It is initiated by platelet activation, leading to their aggregation and formation of plug at the site of damage. This aggregation also causes the release of substances that trigger the rest of the cascade, involving a series of clotting factors.

Controlled inhibition of blood clotting is a very important therapeutic strategy for prevention and treatment of heart attacks and occlusive stroke. It is usually combined with drugs to reduce blood pressure and statins to control cholesterol levels.

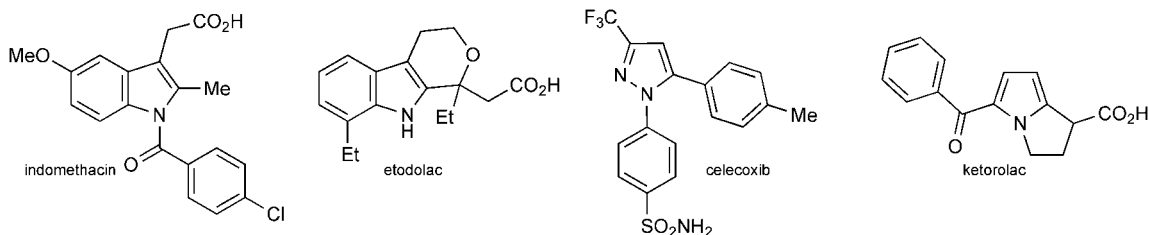
Low-dose aspirin is the drug most commonly used to inhibit platelet aggregation. It acts by inhibiting the enzyme that initiates synthesis of pro-aggregatory prostaglandins. Proton-pump inhibitors or H_2 -blockers are often co-administered with aspirin to prevent gastric bleeding. Other drugs inhibit platelet action by different mechanisms. Ticlopidine (Ticlid) was the first of its class, acting as an ADP antagonist, but clopidogrel (a close structural analogue; see page 645) has a better side-effect profile and, as was mentioned above, is extremely successful commercially. It is also used in combination with aspirin following angioplasty.

Cilostazol (Pletal), a selective inhibitor of PDE III, is used for the treatment of intermittent claudication, an occlusive disease of blood vessels in the legs, which causes pain on walking. It acts as a vasodilator and inhibitor of platelet aggregation. Warfarin, initially developed as a rat poison, and a number of similar compounds, are effective anti-clotting agents by their action as vitamin K antagonists.

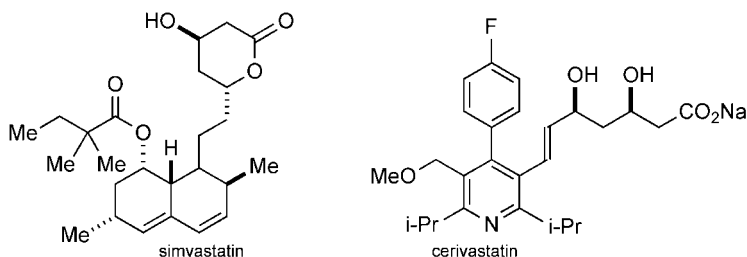


33.4.7 Other Enzyme Inhibitors

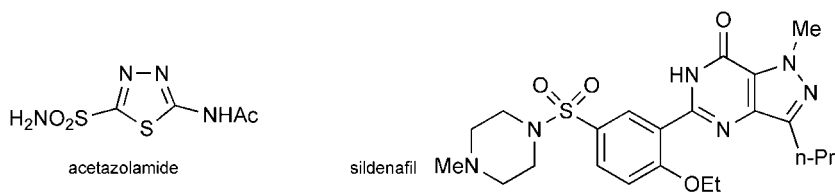
COX (cyclooxygenase) enzymes are involved in the first stage of prostoglandin synthesis and their inhibition is the basis of action of the *Non-Steroidal Anti-Inflammatory Drugs (NSAIDs)*. There are two types of enzyme, COX-1 and COX-2 – inhibition of the latter results in anti-inflammatory and analgesic effects while inhibition of the former is responsible for side-effects, particularly gastric bleeding. Most older NSAIDs have both COX-1 and COX-2 activity (indomethacin (Indocin) is an example), although etodolac (Eccoxolac) shows very good selectivity for COX-2. Highly selective COX-2 inhibitors such as celecoxib (Celebrex) are now at the forefront, although another COX-2 inhibitor (Vioxx) was withdrawn due to cardiovascular problems. Ketorolac (Acular) has a different balance of analgesic and anti-inflammatory properties and is particularly useful for topical administration to the eye.



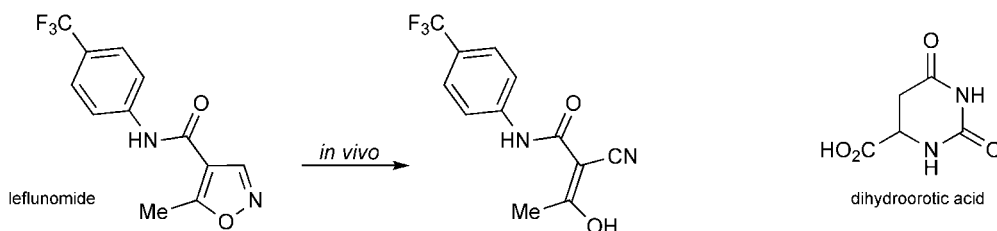
Statins reduce the amount of cholesterol in the blood by inhibition of one of the enzymes (HMG CoA reductase) involved in its biosynthesis and are therefore very useful for prevention of heart disease. The original statins were complex aliphatic fungal metabolites, such as simvastatin (Zocor), but a number of synthetic heterocyclic analogues carry only a small portion (comprising the ring-opened lactone) of the original structures. Atorvastatin (Lipitor) (page 645 for structure) is the most significant drug in this class by value, and is particularly useful due to its lower incidence of the serious side-effects sometimes found for other drugs of this class. Cerivastatin (Baycol), another heterocyclic analogue (with improved solubility) was widely used, but later withdrawn from sale due to an unacceptable level of these serious side-effects.



Other useful enzyme inhibitors include acetazolamide (Diamox) (carbonic anhydrase inhibitor) for the treatment of glaucoma, congestive heart failure, epilepsy and motion sickness (a very useful drug!). Sildenafil (Viagra), famous for treatment of impotence, inhibits a phosphodiesterase enzyme (PDE5) that is involved in the breakdown of ATP.



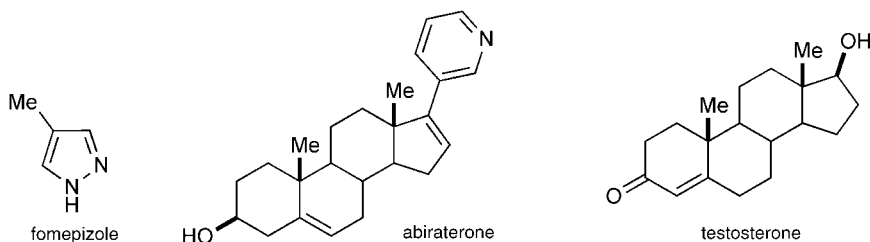
Leflunomide (Arava) is an anti-proliferative drug that inhibits dihydroorotate dehydrogenase, an enzyme essential for the synthesis of pyrimidines such as uracil, *via* aromatisation of dihydroorotic acid. It also has some immunomodulatory effects and is useful for intractable cases of rheumatoid arthritis, despite being liable to cause a number of serious side-effects. It is actually a prodrug, being converted into the active compound, a nitrile formed by cleavage of the isoxazole ring (cf. 25.5.1).



33.4.7.1 Cytochrome P450 Enzymes

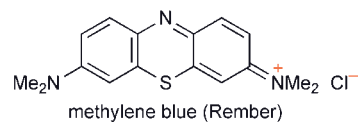
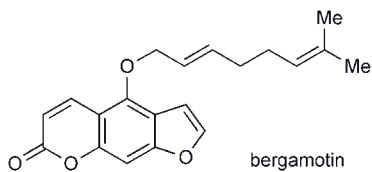
The enzymes in this very large group have active sites containing haem, where oxidation–reduction reactions are governed by interconversion of Fe(II) and Fe(III). They are very widely distributed in all forms of life from animals down to the simplest organisms. They are important medically as they are responsible for much metabolic degradation of drugs and are also involved in the biosynthesis of biomolecules, such as steroids. Sub-types, which may be genetically determined, may lead to different rates of metabolism of drugs in different patient groups, causing problems in establishing the correct dose.

Inhibitors can be used therapeutically, but also occur in unwanted situations. They cover a range of structural types, but often are heterocycles containing imine groups (azines and azoles), in which the nitrogen coordinates to the metal. This binding can be quite sensitive to steric hindrance, allowing control in the design of drugs where inhibition is either wanted or not.



Fomepizole is used for the treatment of poisoning by ethylene glycol or methanol. It acts by inhibiting alcohol dehydrogenase, the enzyme that converts these two compounds into toxic metabolites. Abiraterone, which inhibits enzymes involved in the biosynthesis of testosterone, shows great promise in the treatment of prostate cancer. The logic of the design of this drug is clear – add the 3-pyridyl inhibitor group to a structure closely related to the target biomolecule. The anti-fungal azoles (see 33.6.1) have a related mechanism as they selectively inhibit enzymes involved in the biosynthesis of steroids necessary for fungal growth.

On the downside, grapefruit juice contains inhibitors such as bergamotin and naringin, which can drastically reduce the rate of metabolism of many drugs, leading to toxic effects from overdose! However, there may be some potential here for improving drugs that are subject to excessively rapid metabolism.



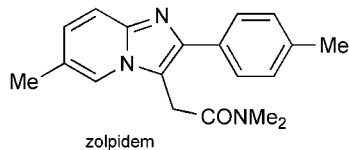
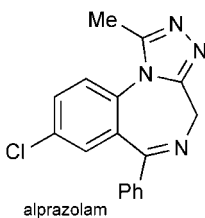
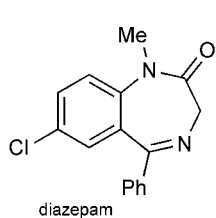
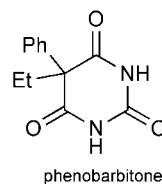
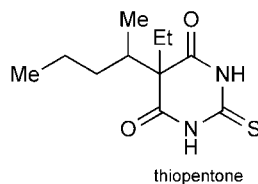
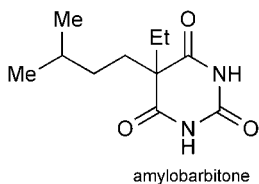
33.4.8 Enzyme Induction

Although most enzyme-related drugs are inhibitors, some are enzyme inducers – they switch on the gene responsible for synthesis of the enzyme, increasing its production. An interesting example is methylene blue, originally used as a biological stain, but also having a complex combination of biological actions. Its best-established medical role is for the treatment of methemoglobinemia*, a condition in which a portion of hemoglobin exists in the Fe(III) state, which is unable to transport oxygen. Methylene blue induces production of the enzyme diaphorase II, also known as NADPH methemoglobin reductase, which is self-explanatory – it reduces Fe(III) to Fe(II), the oxygen-carrying form.

Other actions of methylene blue include monoamine oxidase *inhibition*, which can cause dangerous interactions with certain other drugs. However, it also has potential to treat malaria and Alzheimer's disease, the latter as a formulation named 'Rember'. Its activity in Alzheimer's disease is thought to depend on converting an abnormal 'tangled' form of a protein in the brain back to the normal form, although the mechanism for this is not clear.

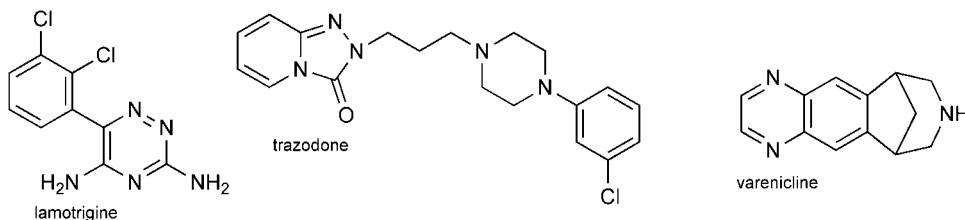
33.5 Drugs Acting on the CNS

The CNS contains a wide variety of neurotransmitters and high concentrations of receptors. Mechanisms of action of many drugs are often complex combinations of receptor-based actions. Some of the most widely used (and abused) drugs are hypnotics/sedatives, for treatment of insomnia. Barbiturates such as amylorbarbitone have been used for many years, but suffer from side-effects and are addictive. Thiopentone sodium salt (sodium pentothal), however, is very useful as a short-acting intravenous anaesthetic. The benzodiazepines, such as diazepam (Valium) and alprazolam (Xanax), are safer drugs for insomnia and also can be used for treatment of anxiety and muscle spasms. Zolpidem (Ambien) is a newer and more selective hypnotic.

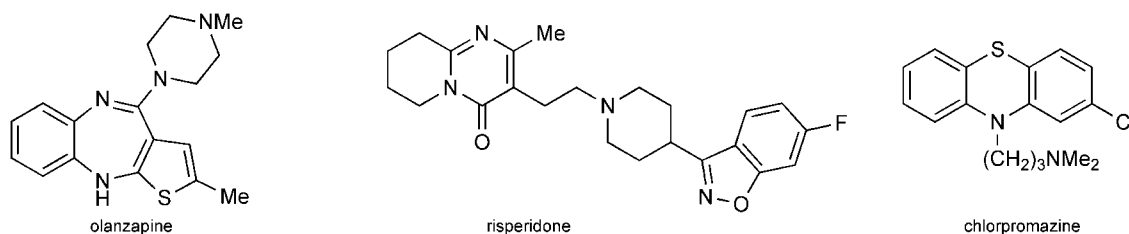


*Pronounced 'met-hemoglobinemia', not 'meth-', which could imply methylation.

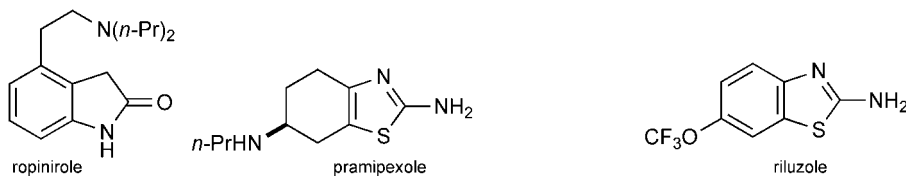
Another barbiturate (phenobarbitone (Luminal)) and a newer drug lamotrigine (Lamictal) are used to treat epilepsy. Trazodone (Molipaxin) is a useful anti-depressant with fewer side-effects than some of the older drugs. The action of varenicline (Champix), used to treat smoking withdrawal, has a straightforward mechanism, being a nicotinic partial agonist.



Anti-psychotic agents, acting primarily as dopamine and 5-HT antagonists, are used mainly to treat schizophrenia. Newer agents such as olanzapine (Zyprexa) and risperidone (Risperidal) have fewer side-effects than the traditional phenothiazines, such as chlorpromazine (Thorazine).



The neurodegenerative states present a challenge for medicinal chemistry. Parkinson's disease is caused primarily by a deficiency of dopamine and so dopamine agonists, such as ropinirole (Requip) and pramipexole (Mirapexin), are effective in alleviating some of the symptoms. Both of these are also used to treat 'restless legs' syndrome. Riluzole (Rilutek) is the only drug so far developed to have a significant effect in treatment of motor neurone disease.



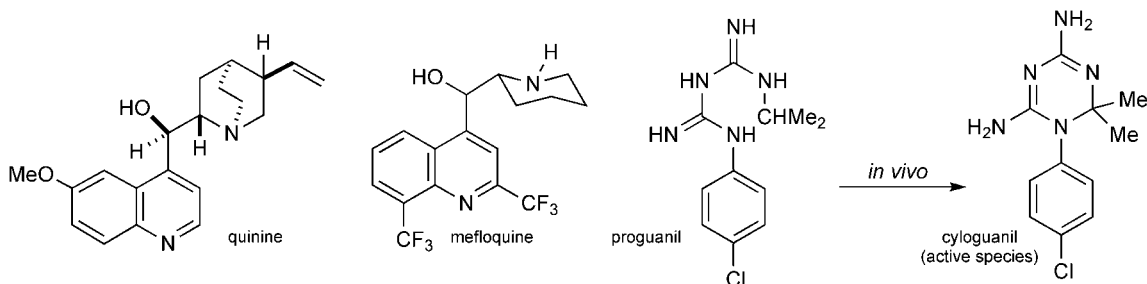
33.6 Anti-Infective Agents

This section covers parasitic (protozoa and helminths ('worms')), bacterial and viral diseases. The mechanisms of action of many of these agents are complex and diverse and, in some cases, not fully understood, but enzyme inhibition is common to many.

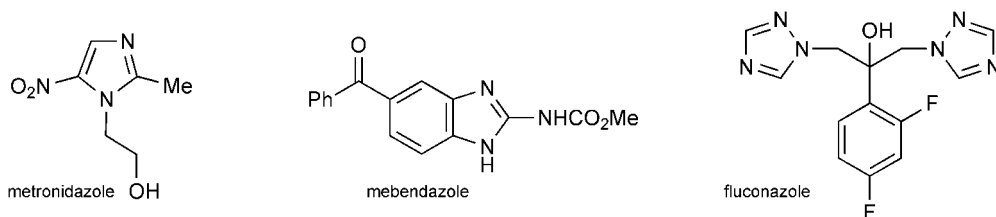
33.6.1 Anti-Parasitic Drugs

The most important protozoan infection is malaria and this was an early target for medicinal chemical research. The traditional treatment was an extract of the bark of the cinchona tree, which contained the

alkaloid quinine. Current emphasis is on prevention by continuous dosing during exposure, using synthetic anti-malarial drugs, which must be under constant review as resistance eventually develops. Many of these drugs are quinolines with obvious similarities to quinine, for example mefloquine (Lariam). Proguanil (Paludrine) is of particular interest because the active species, formed *in vivo*, is a triazine (cycloguanil).



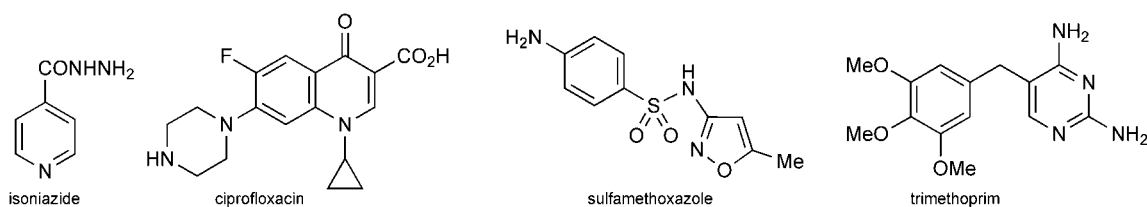
Metronidazole (Flagyl) is used for both bacterial (commonly for dental infections) and some protozoan infections, such as amoebic dysentery. Benzimidazoles, such as mebendazole (Pripsen), are an important group of anthelmintics. The most common anti-fungal agents are triazoles such as fluconazole (Diflucan).



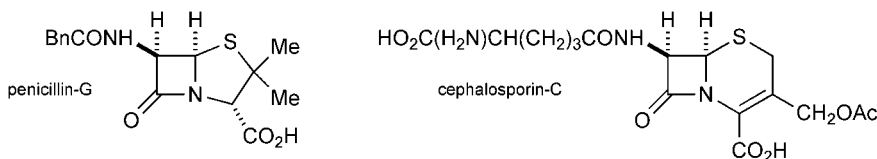
33.6.2 Anti-Bacterial Drugs

Among anti-bacterial agents, the simplest must be isoniazide (Rimifon), an important anti-tuberculosis drug. Heterocyclic contributions to mainstream antibiotics include a group of quinolones e.g. the broad-spectrum anti-bacterial ciprofloxacin (Cipro) perhaps best known in connection with terrorist use of anthrax and the diamino-pyrimidine trimethoprim (Triprim). Many of the sulfonamides, the first synthetic antibiotics, contain heterocyclic residues.

Co-trimoxazole (Septrin) is a well-known combination of a sulfonamide (sulfamethoxazole) with trimethoprim. This combination inhibits enzymes at two points of folic acid (32.2) utilisation – the sulfonamide inhibits incorporation of *p*-aminobenzoic acid during bacterial folic acid synthesis, and trimethoprim inhibits its conversion into tetrahydrofolate. The overall result is *synergistic*, i.e. there is a greater activity than the sum of the two components.

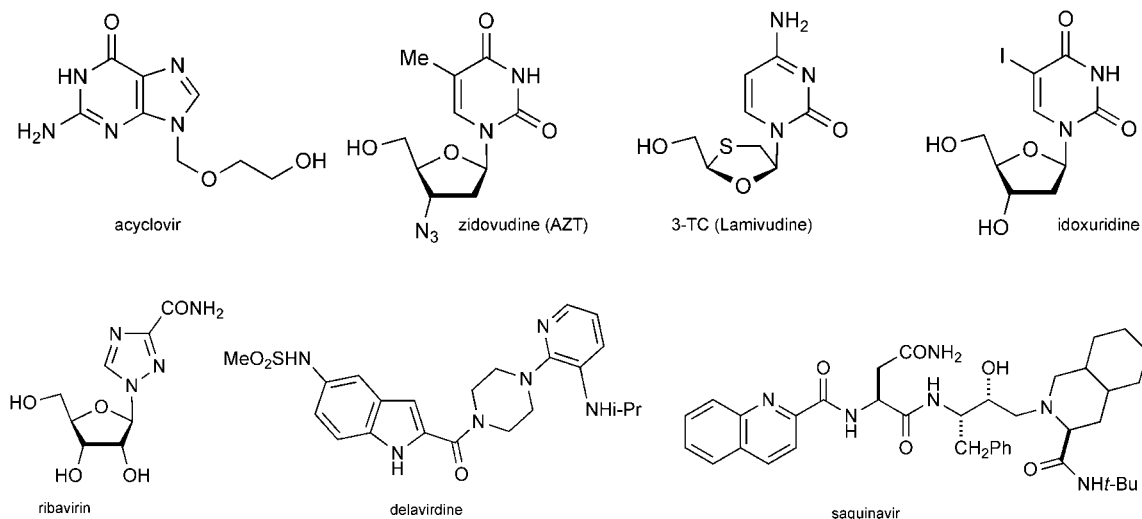


Penicillins and cephalosporins are saturated heterocycles; many aromatic heterocycles are included in a multitude of their side-chain variants.



33.6.3 Anti-Viral Drugs

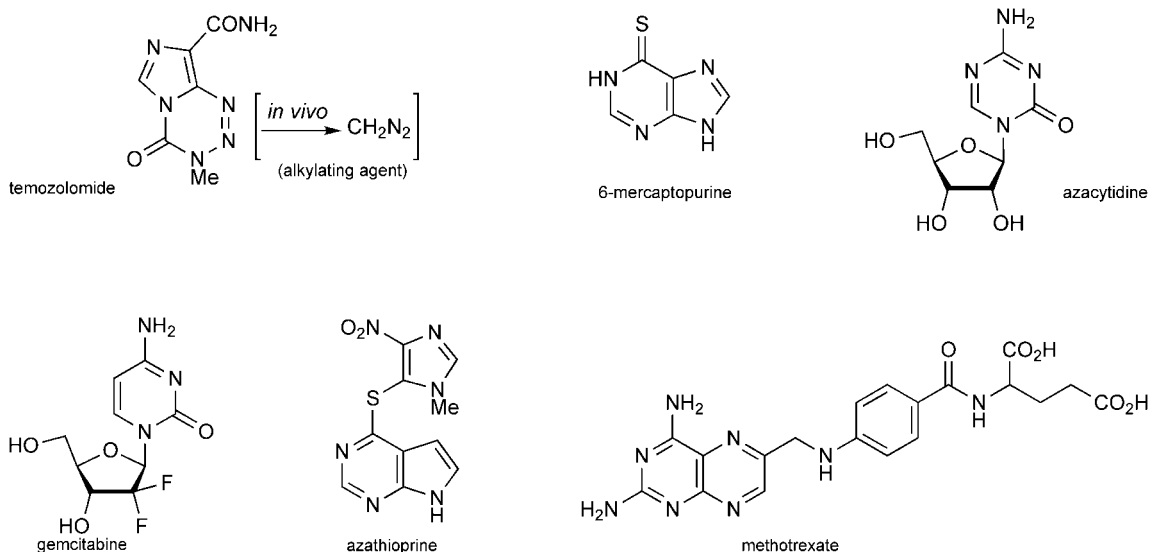
Many antiviral⁶ agents are simply modified nucleosides, often only in the ribose residue, such as the anti-herpes drug acyclovir (Zovirax), the anti-HIV protease inhibitor zidovudine (Retrovir) (AZT) and lamivudine (Epivir) (3-TC), which is active against HIV and hepatitis. Heterocycle-modified compounds include the anti-herpes idoxuridine and a general anti-viral compound ribavirin (Rebetol). These generally work by disrupting the synthesis of viral DNA following incorporation, in competition with natural nucleosides, at an early stage. Non-nucleoside compounds, such as delavirdine (Rescriptor), a reverse transcriptase inhibitor, and saquinavir (Invirase), a protease inhibitor, (both anti-HIV drugs) act by binding close to the active site of an enzyme, altering its conformation and thereby deactivating it.



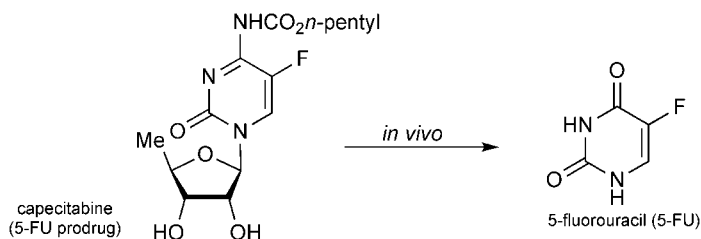
33.7 Anti-Cancer Drugs

Anti-cancer drugs generally act by disrupting the growth of cells and therefore oppose the excessive and abnormal growth that is the basis of cancer pathology. They are often referred to as cytotoxic or anti-metabolites. One of several mechanisms can be operative: disrupting the synthesis of DNA either by *N*-alkylating one of the bases (adenine, guanine, cytosine or thymine) or by incorporation of a modified base or nucleoside by competition with the natural bases for the DNA-synthesising enzymes. Alkylating agents are usually simple chemical 'reagents' or their precursors, an example of the latter being temozolomide (Temodal), which breaks down *in vivo* to give the powerful alkylating agent diazomethane. Possibly the resemblance of temozolomide to a nucleic acid base allows it to come into close contact with its target. It is used for glioma and melanoma. 6-Mercaptopurine and 5-azacytidine (Vidaza) are anti-leukemics; gemcitabine (Gemzar) is used against breast and lung cancers.

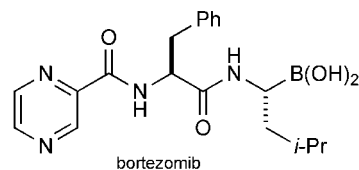
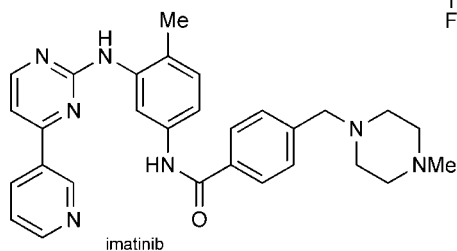
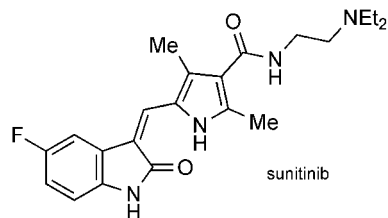
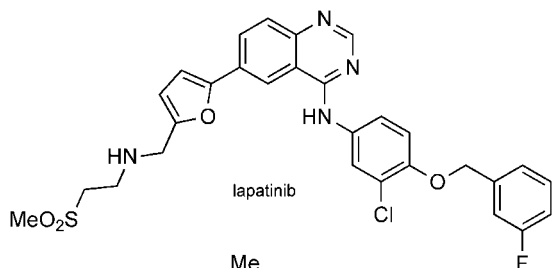
Some cytotoxic agents, such as azathioprine (Imuran), are used as immunosuppressive drugs rather than for treating cancer, acting by similar mechanisms, but with different balances of effects. These drugs would typically be used to prevent organ rejection following transplantation or to treat severe inflammatory diseases due to autoimmune reactions. Other mechanisms include interference with the function of folic acid, an important growth factor. Methotrexate (MTX) is a well-established and widely used anti-cancer and immunosuppressive agent that acts in this manner.



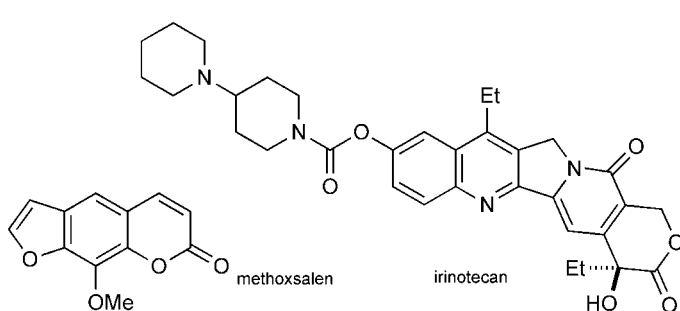
5-Fluorouracil (5-FU) is a cytotoxic agent used to treat solid tumours, such as those of the breast and colon. However, its prodrug capecitabine (Xeloda) is much better absorbed orally. 5-FU, applied as a cream, is also very useful for the treatment of certain skin cancers. It is significant that 8% of the population lack an enzyme that can metabolise 5-FU. In these people, administration of normal doses of the drug can lead to dangerously high toxic levels in the blood.



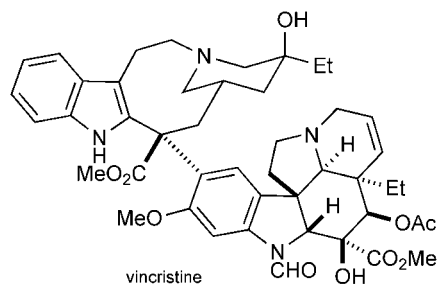
A number of inhibitors of various tyrosine kinase enzymes are important new cancer drugs: sunitinib (Sutent) is used for the treatment of certain kidney and GI cancers; imatinib (Gleevec) for chronic myeloid leukemia and GI tumours, and lapatinib (Tykerb/Tykerov) for breast and lung cancers. Bortezomib (Velcade), a proteasome inhibitor is used to treat multiple myeloma and is notable for being a boronic acid.



Irinotecan (Camptosar), a more selective synthetic analogue of camptothecin (a natural, but toxic, anti-cancer alkaloid), acts by inhibiting topoisomerase I, an enzyme involved in ordering the strands of DNA. Some compounds act by physical binding with vital natural polymers – the complex indole alkaloid vincristine is a classic example – it binds to tubulin, a protein essential to cell division.



irinotecan



33.8 Photochemotherapy

Treatment of certain diseases, particularly of the skin, by ultraviolet irradiation (including sunshine) is a very old technique (phototherapy). A more modern approach involves administering photosensitising agents followed by irradiation with ultraviolet or visible light (photochemotherapy). The ideal situation is that selectivity is achieved by the sensitising agent concentrating in the target organ, but accurately targeted irradiation using a laser is also possible. Note, the laser is not a burning laser, just a high intensity source for activation of the sensitizer.

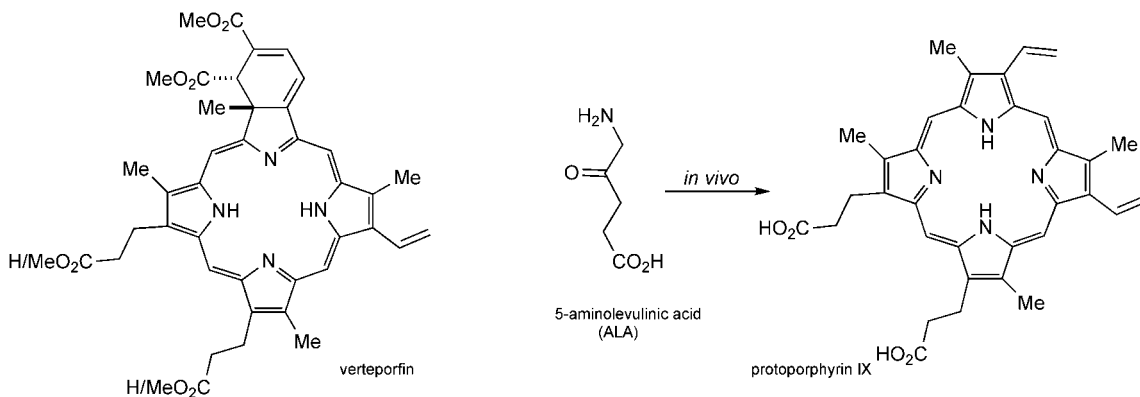
33.8.1 Psoralen plus UVA (PUVA) Treatment

Oral administration of a psoralen such as methoxsalen (8-methoxypsoralen), followed by exposure to ultraviolet light (UV-A) can be used to treat psoriasis, eczema, vitiligo and a number of other skin diseases. There is a small risk of inducing relatively easily treatable, non-melanoma, skin cancers and possibly, generally only after extensive treatment, a very small risk of malignant melanoma. Similar psoralens are the components, somewhat controversially, of some tanning aids.

33.8.2 Photodynamic Therapy (PDT)

Photodynamic therapy is a slightly different type of photochemotherapy and is used to treat cancers and pre-malignant lesions, both of the skin and internal organs, the latter using an endoscopic laser. It usually involves intravenous administration of certain porphyrins, followed by laser irradiation at visible wavelengths. A common agent used is porfimer (Photofrin is porfimer sodium), a linked porphyrin oligomer (MW ca. 10 000) prepared from natural materials, but 5-aminolevulinic acid (ALA) can be applied topically to some accessible (skin) lesions, where it becomes a precursor for biosynthesis of protoporphyrin IX. This therapy can only be used for tumours that lie relatively close to the surface of the tissue, that is, to the depth that the light can penetrate.

Verteoporphin (Visudyne) is used similarly for the treatment of the 'wet' form of macular degeneration (the variant characterised by excessive vascularisation of the retina) and other eye diseases.



The mechanism of PUVA and PDT both involve the formation of singlet oxygen, which is cytotoxic, and the former also probably also includes some direct action on DNA.

References

- ¹ 'Comprehensive Medicinal Chemistry II', Ed. Triggle, D. and Taylor, J., Elsevier, **2006**.
- ² Chem. World, Jan **2008**, p.15.
- ³ 'Goodman & Gilman's The Pharmacological Basis of Therapeutics', Ed. Brunton, L. L., Lazo, J. S., and Parker, K. L., 11th Edtn., McGraw-Hill, **2005**. This is the standard textbook, which is subject to frequent revision.
- ⁴ 'Molecules and Medicine', Corey, E. J., Czakó, B., and Kürti, L., John Wiley & Sons, Ltd, **2007**. This is a useful general discussion from a chemical/biochemical viewpoint of major drugs of all structural types.
- ⁵ We do not give references for the individual drugs. General information is contained in references 1,3 and 4, but an internet search will give up-to-date information. Wikipedia is often a good start as it usually gives chemical structures (unlike many medical papers), however further verification should be sought.
- ⁶ 'AIDS-Driven nucleoside chemistry', Hurny, P. M. and Okabe, M., *Chem. Rev.*, **1992**, 92, 1745.

Index

- α -Effect 20
- ' α -Position', in names 1
- ' β -Position', in names 1
- Abiraterone 657
- ACE inhibitors 655
- 4-Acetamidobenzenesulfonyl azide 105
- Acetazolamide 656
- Acetyl hypofluorite 609
- 1-/2-Acetyl-1,2,3-triazole 558
- Acetylcholine 652
- 1-Acetylidole 376
 - reaction with MoOPH 385
- 3-Acetylidole 376
- 1-Acetyloxyl, Wittig reaction 398
- 2-Acetylthiophene 327
- Achmatowicz rearrangement 351
- Acidity of C-hydrogen in 5-membered heterocycles 40, 42
- Acidity of C-hydrogen in 6-membered heterocycles 42
- Acidity of C-hydrogen, factors influencing 38
- Acidity, definition 19
- Activated zinc 47
- Activating substituents for electrophilic substitution 22, 23
- Active pharmaceutical ingredient 649
- Acular 656
- Acyclovir 661
- Acyl radicals, generation 28, 29
- 1-Acyl-benzotriazoles, use in *N*-acylation of pyrrole 299
- 3-Acylindoles, reduction to alkyl 396
- C-Acylpyrroles, 2/3-rearrangement 309
- Additives, for Pd(0)-catalysis 61
- Adenine 516, 527, 635
 - from 2-chloropurine 522
 - ring-opening 519
 - ring synthesis
 - from 4-chloropyridine-5,6-diamine 532
 - from HCN plus NH₃ 534
- Adenosine 515, 636
 - N*-alkylation 516
 - notable purine synthesis 534, 535
 - ¹⁵N-1- 617
- Adrenaline 647, 654
- Adrenergic receptors 654
- Advair 645
- Agonists 646
- AICA *see* 5-aminoimidazole-4-carboxamide
- Alcoholic fermentation 632
- Aldehyde synthesis, using thiazoles 466
- Alkaloids 637, 638
- Alkyl radicals, generation 29
- N*-Alkylation of azoles 30
- N*-Alkylation, unambiguous *via* *O*-silyl-derivatives 267
- 3-Alkylidene-3*H*-indoles 382
- Allosteric binding 646
- Alosetron 654
- Alprazolam 658
- Alzheimer's disease 658
- Ambien 658
- Amias 655
- Amidines, synthesis from 1,2,4-oxadiazoles 571
- α -Amino acids 629, 640
 - deamination 631
 - decarboxylation 631, 632
- a 2-Amino-1,3,4-oxadiazole 570
- a 5-Amino-1,2,4-thiadiazole 570
- 3-Amino-1,2,4-triazole 560
- Amino-1,3-azoles, basicity 471
- γ -Aminobutyric acid 647
- Aminocarbonyl radicals, generation 28
- 2-Aminoimidazole 471
 - ring synthesis 475
- 5-Aminoimidazole-4-carboxamide, in pyrimidine synthesis 532, 533
- a 3-Aminoindole, as acetamide 375
- Amino-indoles, tautomerism 400
- 1-Aminoindolizines 542
- Amino-isoquinolines, basicity 185
- 3-Aminoisoquinoline 181
- 4-Aminoisothiazole, diazotisation 493
- 5-Aminolevulinic acid 634, 664
- Aminomalonnitrile, in oxazole ring synthesis 475
- Aminopurines, conversion into halides 529
 - diazotisation 528
 - tautomerism 525
- Amino-pyrazines, basicity 271

- 2-Aminopyrazine, diazotisation 272
 from Chichibabin reaction 256
- 2-Aminopyrazole, Diels–Alder reaction 491
- 3-Aminopyrazole, halogenation 493
 nitration 493
 ring synthesis from acrylonitrile 495
- 4-Aminopyridazine, from Chichibabin reaction 256
- 2-Aminopyridine 132, 544
- 3-Aminopyridine 133
- Amino-pyridines, acylation 145
N-alkylation 145
 basicity 144
 diazotisation 146
 electrophilic substitution, regioselectivity 145
 halogenation 145
 nitration 145
 tautomerism 142
- Amino-pyrimidines, basicity 271
- 1-Aminopyridinium iodide 126
- 2-Aminopyrimidine, bromination 272
- 4-Aminopyrimidine, from Chichibabin reaction 256
- 2-Aminopyrimidine-5-boronic acid 272
- 2-Aminopyrimidine methiodide, Dimroth rearrangement 272
- Amino-quinolines, basicity 185
- 5-Aminotetrazole 561, 564
 diazotisation 564
 ring synthesis 568
- 2-Aminothiazole, halogenation 471
- 3-Aminothiophene-2-carboxylate, methyl 611
- Amlodipine 645, 646, 654
- Anchimeric assistance in purine glycosylation 518
- α -Angelica lactone 357
- β -Angelica lactone 357
- Angiotensin-I and -II 655
- Aniline, acidity 11
- Anomeric affect 590, 591
- ANRORC process 181, 209, 210, 211, 357
- Antagonists 646
- Anthocyanins 130
 colour variation with pH 641, 642
- Anticholinesterase agents 653
- Antihistamine 650
- Antipyrene 493
- API 649
- Apigenin, notable chromone synthesis 244
- Apresoline 654
- Arachadonic acid amides 647
- Arancep 645
- Arava 657
- Aristeromycin, notable purine synthesis 534
- Aromas, natural 640, 641
- Aromatic electrophilic substitution, mechanism 116
- Aromatic nucleophilic substitution, mechanism 117
- Aromatic resonance energy 6
- Aromaticity
 benzene 5
 naphthalene 6
 pyridine 7
- Arylboronic acids
 in Cu-catalysed azole *N*-arylations 86, 87
 in Cu-catalysed purine *N*-arylations 87
- 5-Aryltetrazoles, thermolysis 564
- Ascidian 640
- Ascididemine 639
- Aspergillitic acid 640, 641
- Aspirin 655
- Atomic carbon 564
- Atorvastatin 645, 656
- ATP 515, 636, 637
- Atrazine 623
- Atropine 653
- Aureusin 642
- Aurones 642
- 2-Aza-bicyclo[2.2.0]hexadienes 141
- (2.2.2)Azacyclazine 552
- 5-Azacytidine 661, 662
- 4-, 5-, 6-, 7-Azaindoles 400
 basicity 400, 401
 biological 3-alkylation 620
 ring synthesis from *ortho*-iodo-pyridinamines plus alkynes 421
- 4-Azaindoles, ring synthesis from *ortho*-nitropyridylacetonitrile 422
- 6-Azaindoles, ring synthesis from pyrroles 422
- 7-Azaindole, typical reactions 401
N-oxide 401
- Aza-indolizines 543
 basicity 543
- Azathioprine 662
- Azete 597
- Azetidines 597
 basicity 592
 ring synthesis
 from X(C₃)Y 602
 ring synthesis *via* 2 + 2 additions 602
- Azetidinone, from an isoxazole 489
- 2-Azidopyrimidine 258
- Aziridines 592
 basicity 592
 lithio 599
 reaction with nucleophiles 594
 removal of N 595
 ring opening reactions 594, 595
 ring synthesis
 from alkenes 600, 602
 from X(C₂)Y 600
 from imines 601
N-tosyl 594
- Azirines 592
 Diels–Alder reactions 596
 ring synthesis from oximes 601
- Azoles, acidity 557
- Azoles, basicity 20, 447
- Azoles, mesomeric structures 11
- 1,2-Azoles
 electrophilic substitution, regioselectivity 456
 nucleophilic substitution, regioselectivity 456

- ring synthesis from $R(C=O)(C)(C=O)R$ plus H_2NZH 459
 typical reactivity 456
- 1,3-Azoles
 C-hydrogen exchange 464
 N-alkylation, relative rates 462
 electrophilic substitution, regioselectivity 456
 lithiation, regioselectivity 457
 nucleophilic substitution, regioselectivity 456
 ring synthesis
 from $R(C=O)(C)Hal$ plus $H_2N(C)(C=Z)$ 458
 from $TsCH_2NC$ plus $R(C=Z)H$ 458
 typical reactivity 455
 ylides 464
- 1,3-Azole acids, decarboxylation 464
- 1,3-Azole N-oxides 473
- AZT 661
- Azulene, synthesis from Zincke's salt 153
- Baeyer-Villiger oxidation 230
- Balz-Schiemann reaction 611
- Barbiturates 263, 659
- Barbituric acid 263
- Bartoli synthesis of indoles 412
- Barton-Zard synthesis of pyrroles 315
- Base pairing in nucleic acids 635, 636
- Basicity, definition 19
- Batch processes 104
- Baycol 656
- BEDT-TTF
- Benetex® OB 625
- Benzene
 mesomeric structures 6
 orbital picture 6
 resonance 6
- 1*H*-Benzimidazole *see* Benzimidazole
- Benzimidazoles 503
 acidity 505
 N-acylation 504
 basicity 503
 bromination 504
 2-metallation 505
 2-nucleophilic substitution 505
 ring synthesis using 1,3,5-triazine 576
 ring synthesis
 from $ArN=CNH_2$ 509
 from *ortho*- $Ar[NH_2][NH_2]$ plus RCO_2H 507, 508
 N-substitutions 505
- Benzimidazole-2-thiol 504, 505
- 1,2-Benzisothiazole 503
- 2,1-Benzisothiazoles, ring synthesis from *ortho*- $Ar[Me][NH_2]$
 plus $SOCl_2$ 512
- 1,2-Benzisoxazoles 503
 ring synthesis from *ortho*- $Ar[Hal][(C=NOH)R]$ 509, 510
- 2,1-Benzisoxazoles, ring synthesis from *ortho*- $Ar[N_3][(C=O)R]$
 511
- Benzo[1,2-*b*:4,3-*b'*]-dipyrroles, notable pyrrole synthesis 318
- Benzo[*b*]furans 369
 2-lithiation 371
 ring synthesis from phenols 372
- Benzo[*b*]pyryliums 205, 229
 ring synthesis from $ArOH$ plus $R(C=O)(C)(C=O)R$
 207
- Benzo[*b*]thiophenes 369
 2-lithiation 371
- Benzo[*c*]furans 369, 447
 Diels–Alder reaction 372
- Benzo[*c*]pyrylium 229
- Benzo[*c*]thiophenes 369, 447
 Diels–Alder reaction 372
 ring synthesis
 from thiophenols 372
 from phthalides 450
 from thiophenes 450
- Benzo-1,2-azoles, typical reactivity 458
- Benzo-1,3-azoles, typical reactivity 458
- Benzoin condensation 471
- Benzopyrones
 electrophilic addition to oxygen 232
 electrophilic substitution 232
 halogenation 232
- 1*H*-2-Benzopyran-1-one 229
- 2-Benzopyran-3-ones, Diels–Alder reaction 236
- 2*H*-1-Benzopyran-2-one 229
- 3*H*-2-Benzopyran-3-one 229
- 4*H*-1-Benzopyran-4-one 229
 nitration 232
- Benzopyrylium ions, addition of ammonia 230
- 1-Benzopyrylium ions 229
 addition of carbon nucleophiles 231
 addition of silyl enol ethers 231
 ring synthesis
 from $ArOH$ plus $R(C=O)(C)(C=O)R$ 237, 238
 from $ArOH$ plus $RC\equiv C(C=O)R$ 238
 from *ortho*- $Ar[OH][C=O]R$ plus $RCH_2(C=O)R$ 237
- 2-Benzopyrylium ions 229
 ring synthesis from *ortho*- $Ar[C=O][CH_2(C=O)R]$ 242
- Benzothiazoles 503
 2-metallation 505, 507
 2-nucleophilic substitution 505
 ring synthesis
 from *ortho*- $Ar[SR][(C=O)R]$ 459
 from $Ar(NH)(C=S)NHR$ 509
 from *ortho*- $Ar[NH_2][SH]$ plus RCO_2H 507, 508
- a Benzo[*b*]thiophene 2,3-quinodimethane 33
- Benzo[*c*]thiophenes, synthesis from dihydrobenzo[*c*]thiophene
S-oxides 450
- Benzothiophenes, 2,3-dihydroxylation 620
- Benzotriazole 579–581
 N-arylation 581
 displacement with Grignard reagents 580
 leaving group in VNS processes 580, 581
 use in cyclopropane synthesis 580
 use in 1,4-diketone synthesis 580
 use in ene-one synthesis 580
 use in general synthesis 579
 use in peptide synthesis 580
 use in stabilising cations 580
- Benzotriazoles, conversion into other heterocycles 581

- Benzoxazoles 503
 2-metallation 506
 2-nucleophilic substitution 505
 ring synthesis from *ortho*-Ar[NH₂][OH] plus RCO₂H 507, 508
 Benzyl isonitriles, preparation 564
 3-Benzyl-5-(2-hydroxyethyl)-4-methylthiazolium chloride 471
 Bergamotin 657, 658
 Biginelli synthesis of dihydropyrimidinones 278
 with ionic liquid tag 102
 Bilirubin 635
 Biotin 633
 2,2'-Bipyridyl 60
 Birch reduction 139, 140, 307, 353, 392
 Bis(pinacolato)diboron 50
 Bischler synthesis of indoles 411, 412
 Bischler–Napieralski synthesis of isoquinolines 195
 Blocaderen 654
 Blood-brain barrier 647
 [bmim][Br], synthesis in flow reactor 105
 [BMIM][Cl] *see* [bmim][Cl]
 [bmim][Cl] 621
 1-Boc-indole, 2-lithiation 389
 a 1-Boc-indole-2-stannane 391
N-Boc-pyrrole 304
 addition of a carbene 308
 Diels–Alder reactions 307
 Bohlmann–Ratz reaction 161
 in flow reactor 104
 Boronates, in cross couplings 65, 66
 Boronic acids, acidity 48
 esters 49
 oxidation to phenols 52
 preparation *via* lithiation 44, 50
 preparation *via* Pd(0)-coupling 50
 preparation *via* transmetallation 51
 structure 48
 Boroxins 49
 Bortezomib 662, 663
 Bpy *see* 2,2'-Bipyridyl
 Brassinin 629
 3-Bromo-1-TIPS-pyrrole 298
 halogen-metal exchange 306
 3-Bromo-7-azaindole 401
 2-Bromobenzimidazole 504
 6-Bromochromone 232
 3-Bromocoumarin 232
 1-Bromo-3-formyl-2*H*-isoindole 448
 2-Bromofuran 349
 3-Bromofuran, halogen-metal exchange 351
 1-Bromo-2*H*-isoindole, from phthalimidine 448
 4(5)-Bromoimidazole, halogen-metal exchange 468
 3-Bromoindazole, halogen-metal exchange 506
 3-Bromoindole 375
 5-Bromoindole, halogen metal exchange 391
 5-Bromoindoles, Cu-catalysed 5-amination 86
 4-Bromoisoquinoline 178
 5-Bromoisoquinoline 178
 3-Bromoisoquinoline, conversion into 3-aminoisoquinoline 181
 3-Bromo-2-pyrone, in Diels–Alder reactions 217
 5-Bromo-2-pyrone, in Diels–Alder reactions 217
 4-Bromopyrazole 488
 halogen-metal exchange 490
 2-Bromopyridine 134
 3-Bromopyridines 137
 nucleophilic displacement of bromine 133, 134
 3-amination 86
 5-Bromopyrimidine 255
 halogen-metal exchange 250, 260
 Minisci reaction at C-4 261
 3-Bromoquinoline, halogen-metal exchange 182
 5-Bromoquinoline, halogen-metal exchange 182
 2-Bromothiophene 326
 displacement of bromide with methoxide 330
 conversion into 3-bromothiophene 332
 oxidative coupling 83
 3-Bromothiophene 327
 displacement of bromide with methoxide 330
 Grignard reagent from 331, 332
 Bromo-triazoles, relative reactivity in nucleophilic displacements 558
 5-Bromo-1,2,4-triazolo[1,5-*a*]pyridine 547
 5-Bromouracil 264
 Buchwald–Hartwig amination 83, 84
 Buchwald–Hartwig biphenyl ligands 60
 But-2-en-1,4-diones from furans 351
 Butenolides 357
 from 2-trimethylsilyloxyfurans 357
 2-*t*-Butoxyfuran, 5-lithiation 358
 2-*t*-Butylisoindole, electrophilic substitution 448
 3(5)-*t*-Butylpyrazole, *N*-acetylation 486

 Caffeine 637
 Calcium antagonists 654
 Camptosar 663
 Candesartan cilexetil 655
 Cannabinoid receptors 647
 Capecitabine 662
 Carbazole, ring synthesis 113
 Carbene ligands for Pd(0) reactions 60
 Carbepoetin 645
 Carbocyclic bromovinyldeoxyuridine, notable pyrimidone ring synthesis 281
 β-Carboline, dihydro, synthesis *via* Vilsmeier reaction 377
 γ-Carboline, ring synthesis using benzotriazole 581
 Carbonyl diimidazole 463, 464
 Carbostyryl 180
 Catalysts, for Pd(0) reactions 59
 CDI *see* Carbonyl diimidazole 464
 Celebrex 656
 Celecoxib 656
 Central nervous system 647, 649, 658
 Cephalosporins 587, 661
 Cerivastatin 656
 Cesium fluoroxysulfate 611
 Chalcone 230

- Champix 659
 Chan–Lam reaction 86, 87
 Chartelline A 639, 640
 Chemical shifts
 ¹³C, heterocycles 16
 ¹H NMR, heterocycles 15
 Chichibabin reaction 132, 179, 180, 256, 575
 Chloramine T 600
 4-Chloro-5-azaindole, relative reactivity to nucleophiles 402
 4-Chloro-7-azaindole
 from the *N*-oxide 401
 nucleophilic substitution 402
 2-Chlorobenzimidazole 505
 2-Chlorobenzoxazole 505
 2-Chloro-3-formylindole, from oxindole 397
 5-Chloroimidazo[1,2-*a*]pyridine 543
 Chloro-isoquinolines, rates of nucleophilic substitution 26
 1-Chloroisoquinoline 184
 3-Chloro-1,2,4-triazole 560
 Chlorophyll *a* 633, 634
 2-Chloropurine 522
 6-Chloropurine 522
 2-Chloropyrazine
 from *N*-oxide 251
 lithiation 250
 3-Chloropyridazine 258
 Chloropyridines, rates of nucleophilic substitution 24
 2-Chloropyridine, nucleophilic displacement 134
 3-Chloropyridine, from pyrrole 308
 4-Chloropyridine 136
 2-Chloropyrimidine 258, 259
 addition of heteroaryl lithium 256
 2-Chloropyrrole 298
 Chloroquine, notable quinoline synthesis 198
 Chloro-quinolines, rates of nucleophilic substitution 26
 2-Chloroquinoline
 3-metallation 182
 nucleophilic substitution 181
 Chloro-thiadiazoles 558
 2-Chlorothiazole 466
 Chlorpheniramine 651
 Chlorpromazine 659
 Chromenol 230
 Chromones 205, 229
 addition of Grignard reagents 234
 ring opening with amines 233
 ring opening with base 233
 ring synthesis
 from *ortho*-Ar[OH][(C=O)R] plus RCO₂R 237, 240, 241
 from *ortho*-Ar[OH][Hal] plus HC≡CR plus CO 242
 Chromylium 229
 Chuangxinmycin, notable indole synthesis 419, 420
 Chymotrypsin 630
 Cilostazol 655
 Cimetidine 651
 Cinnoline 253
 Cipro *see* Ciprofloxacin
 Ciprofloxacin 660
 Claisen ortho-ester rearrangement in indole series 394
 Claisen rearrangement, in furan series 355
 Clarityn 651
 Clevios 626
 Clopidogrel 645, 655
 C-Methylation *via* Pd(0)-catalysed coupling 68
 CNS *see* Central nervous system
 Cobalt catalysis
 of coupling reactions 61
 pyridine ring synthesis 164
 Coelenterazine, notable pyrazine synthesis 282
 Co-enzymes 630, 631
 Collagen 629
 Combes synthesis of quinolines 188, 189
 Coniine 637, 638
 Conjugate acid 19
 Conrad-Limpach-Knorr synthesis of quinolones 189
 Cookson's reagent 561
 Copper(I) 3-methylsalicylate, additive in coupling reactions 63
 Copper(I) thiophene-2-carboxylate, additive in coupling reactions 63
 Copper-catalysed
 amination 85
 imidazole *N*-phenylation 85
 imidazole *N*-thiophen-2-ylation 85
 O-arylation 87
 Copper-halogen exchange 48
 Co-trimoxazole 660
 Coumarins 205, 229, 642
 addition of Grignard reagents 234
 2-arylation 234
 Diels–Alder reaction 235
 electrophilic substitution 232
 halogenation 232
 photochemical dimerisation 236
 photochemical [2 + 2] addition 236
 reductive ring opening 235
 ring synthesis
 from ArOH plus R(C=O)(C)CO₂H 237
 from *ortho*-Ar[OH][(C=O)R] plus RCH₂CO₂R 237, 238, 239
 Coupling constants, 1,2- and 1,3-, NMR, heterocycles 17
 COX enzymes 656
 Cozaar 655
 CR gas 622
 Cross couplings
 mechanism/coupling cycle 64, 65
 named reactions 66
 nucleophilic partner 65, 66, 70
 side reactions 65
 Stille reaction 67, 68
 Hiyama–Denmark reaction 68
 Kumada–Corriu reaction 69
 Negishi reaction 69
 Sonogashira reaction 69
 CuTC *see* Copper(I) thiophene-2-carboxylate
 Cyanin 641
 Cyanoacetamide 161

- Cyanocobalamin 634
 1-Cyanoimidazole 464
 2-Cyanoisoquinoline 188
 3-Cyanopyridine, synthesis *via* Pd(0)-catalysed cyanation 70
 2-Cyanopyrimidine 258
 3-Cyanopyrrole, *via* irradiation of 2-cyanopyrrole 309
 5-Cyanotetrazole 562
 Cyanuric acid 574
 (3.2.2)Cyclazine 552
 (3.3.3)Cyclazine 552
 Cyclazines 552, 553
 Cyclic guanosine monophosphate 650
 Cycloguanil 660
 Cyclopentadienyl anion
 mesomeric structures 9
 orbital picture 9
Cypridina luciferin 641
 Cyproconazole 623
 Cytochrome P450 657
 Cytosine 263, 635
- DAPI 624
 Davicil 623
 Delavirdine 661
 Dendrodoine 639
 Deoxyribonucleic acid *see* DNA
 1,4-Diacetyldiole, from 4-trimethylsilyldiole 392
 Diaminomaleonitrile, in pyrazine ring synthesis 280
 2,4-Diaminopyrimidine, diazocoupling 272
 5,6-Diaminouracil, in pyrazine ring synthesis 280
 Diamox 656
 Diazepam 658
 Diazines, mesomeric structures 8
 Diazinones
 N-substitution 266, 267
 O-alkylation 267
 Diaziridine 596
 Diazirine 596
 Diazonamide A 640
 Diazo-pyrazoles 494
 Diazotetrazole, hazards 564
 Diazotisation in HF 612
 Diazoxide 654
 3,5-Dibromo-1,2,4-triazole 559
 3,4-Dibromo-1-TIPS-pyrrole 298
 3,5-Dibromo-2-pyrone, in Diels–Alder reactions 217
 2,3-Dibromofuran, halogen-metal exchange, regioselectivity 353
 1,3-Dibromo-4,4-dimethylhydantoin, for bromination of pyrrole 298
 2,3-Dibromopyridine, regioselectivity in halogen-metal exchange 137
 2,5-Dibromopyridine
 metal-halogen exchange, regioselectivity 137
 nucleophilic substitution of bromine, regioselectivity 134
 3,4-Dibromopyridine, nucleophilic substitution of bromine, regiochemistry 133
- 2,4-Dibromothiazole 472
 halogen-metal exchange, regioselectivity 468
 2,3-Dibromothiophene 327
 2,5-Dibromothiophene 326
 1,4-Dicarbonyl compounds, from furans 348
 1,3-Dichloroisoquinoline, nucleophilic substitution of chlorine, regioselectivity 181
 2,6-Dichloropurine 522
 2,6-Dichloropyridazine 274
 a 2,6-Dichloropyridine, regioselectivity in coupling 74
 2,4-Dichloropyrimidine
 lithiation 259
 regioselective nucleophilic substitution 257
 2,4-Dichloroquinolines, regioselectivity in coupling 74
 2,5-Dichlorothiophene 326
 Diels–Alder reaction 216, 217, 235, 236, 248, 250, 261, 262, 270, 271, 307, 308, 330, 333, 334, 353–355, 358, 372, 393, 394, 469, 491, 559, 561, 577, 578
 Dienomycin C 151
 1-(Diethoxymethyl)indole 376
 2-lithiation 389
 Diethyl furan-3,4-dicarboxylate, ring synthesis 360
 1-(2,2-diethylbutanoyl)indole
 for 3-lithiation 389
 for 7-lithiation 390
 Diflucan 660
 2,3-Difluoroacrylates 613
 3,5-Dihalo-2(1*H*)-pyrazinones, Diels–Alder reactions 271
 3,4-Dihydroazete 597
 2,5-Dihydro-2,5-dimethoxyfuran, *via* bromination of furan 349
 2,3-Dihydrofuran 590
 lithiation 599
 2,5-Dihydrofuran acids, *via* Birch reduction 353
 2,3-Dihydroindole *see* Indoline
 4,7-Dihydroindole, from Birch reduction 392
 Dihydroorotic acid 657
 2,5-Dihydro-1-phenylsulfonylpyrrole, from reduction 306
 3,4-Dihydro-2*H*-pyran 590
 1,4-Dihydropyrazine 261
 Dihydropyridazinones, dehydrogenation 274
 Dihydropyridines 588
 1,4-Dihydropyridines, stability 159
 Dihydropyrimidones, ring synthesis from R(C=O)(C)(C=O)R plus RCH=O plus urea 278
 2,5-Dihydropyrrole, from reduction of pyrrole 306, 307
 via olefin metathesis 604
cis-Dihydroxylation, biological 620
 3,6-Diiodopyridazine 258
 2,5-Diketopiperazines 279
 2,5-Dilithiofuran 352
 2,5-Dilithiothiophene 331
 2,5-Dimethoxytetrahydrofuran, in pyrrole ring synthesis 312
 3-Dimethylaminomethyl-7-azaindole 401
 4-Dimethylaminopyridine 128
 2-Dimethylaminothiophene 328
 Dimethyldioxirane 233
 indoles into 3-hydroxy-oxindoles 386
 oxidation with 255, 530, 596

- Dimethyl formamide dimethyl acetal, in indole ring synthesis 407
- 2,5-Dimethylfuran, as a fuel 347
- O,N*-Dimethylhydroxylamine, use to make amines *via* halogen displacement 258
- 4,5-Dimethylpyrimidine, side-chain halogenation 273
- Dimethyl 1,2,4,5-tetrazine-3,6-dicarboxylate, ring synthesis from 2xEtO₂CC=N₂ 579
- 2,4-Dimethylthiazole, ring synthesis 474
- 1,3-Dimethyluracil
Diels–Alder reaction 270
reaction with guanidine 266
- Dimroth rearrangement 271, 516, 527, 528, 617
- Dioxane 587
- Dioxiranes 596
- 2,4-Dioxygenated pyrones, tautomerism 218
- 1,3-Diphenylisobenzofuran 448
- 1,3-Dipolar cycloadditions 112
- Dipolar cycloaddition, of münchones 472
- a Dipyrrromethane 301
- Dipyrrromethene cation 302
- Direct metallation 37
mechanism 38
- Direct zincation 47, 48
- Directed *ortho*-metallation 38
in pyridines 43, 135–137
in diazines 44, 259, 260
in furans 41, 352, 353
in indoles 390
in quinolines 181, 182
in thiophenes 331
- Directed *ortho*-halogen exchange 137
- ortho*-Directing groups 135
on diazines 44
on pyridines 43
- Disconnections
for 5-membered heterocycles 108
for 6-membered heterocycles 108
- 2,5-Di-*t*-butylfuran 359
from furan 350
ring synthesis 359
- 2,5-Di-*t*-butylpyridine 130
- 2,4-Di-*t*-butylpyrrole 296
- Dithieno[3,2-*b*:2',3'-*d*]thiophene 332
- Divicine 641
- DMAP *see* 4-Dimethylaminopyridine
- DMFDMA *see* Dimethyl formamide dimethyl acetal
- DNA 635, 646
- Doebner–Miller synthesis of quinolines 191
- DoM *see* Directed *ortho*-metallation
- Dopamine 647, 659
- Doralene 654
- Dracmacidin D, notable indole/pyrazine synthesis 420, 421
- Eccoxolac 656
- Ehrlich colour reaction
of indoles 381
of pyrroles 301
- Electrophilic aromatic substitution
mechanism 20, 21
comparison pyrrole/thiophene/furan 22
- Electrophilic radicals 27, 30
- EMEA 648
- Enaminates 54, 146
- Enamines typical reactivity 107
- Enbrel 645
- Endorphins 647
- Enkephalins 647
- Enol phosphates, cross coupling 590
- Enols typical reactivity 107
- Episulfide 592
- Epivir 661
- Epoxides 592
inversion of stereochemistry 594
from alkenes 604, 605
reaction with cyanate 594
reaction with nucleophiles 592–594
regiochemistry of ring opening 593
ring opening reactions 592
ring synthesis
from R₂C=CR₂ plus RCO₃H 604, 605
from Hal(C₂)OH 605
trifluoromethyloxirane, lithiation 599
- Ergotamine 638
- Erlenmeyer azlactone 472
- Eschenmoser's salt
in reaction with indole 383
in reaction with thiophenes 328
- Eseroline alkaloid skeleton 394
- Esomeprazole 645
- Etanercept 645
- 3-Ethoxyacryloyl isocyanate, in pyrimidone ring synthesis 277
- Ethyl indole-2-carboxylate, ring synthesis 406
- Ethylene imine 592
- Ethylene oxide *see* Epoxides
- Ethylene sulfide 592
- Etodolac 656
- European Medicines Agency 648
- FAD *see* Flavin adenine dinucleotide
- Famotidine 651
- FDA *see* Food and Drug Administration
- Fe(0)-Fe(II) cross coupling cycle 61
- Fe(I)-Fe(III) cross coupling cycle 61
- Feist-Benary synthesis of furans 360
- FH₄ *see* Tetrahydrofolic acid
- Fischer synthesis of indoles 372, 403–405
in flow reactor 104
mechanism 403
regioselectivity 404
tryptophans and tryptamines 405
- 'Fish hook arrows', definition 5
- Five-membered heterocycles
metallation regioselectivity 292
side-chain reactivity 292
substituent effects in electrophilic substitution 291

- Flagyl 660
 Flavin adenine dinucleotide 632
 Flavone 2,3-epoxides 233
 Flavones 641
 lithiation 235
 reaction with malononitrile 234
 Flavonoids 229
 Flavylum 229, 230
 addition of water 230
 Flow reactor 104, 105, 564
 Flower pigments 209, 230
 Fluconazole 660
 Fluorescein 624
 Fluoroacetamide, hazards 612
 Fluoroacetic acid, hazards 612
 2-Fluoroethanol, hazards 612
 a 3-Fluorofuran 615
 4(5)-Fluorohistamine, notable imidazole synthesis 478
 a 2-Fluoroindole 614
 a 3-Fluoroindole 611
 a 3-Fluoroisoquinoline 615
 a 5-¹⁸Fuorooxindole 619
 a 2-Fluoropurine 612
 2-Fluoropyrazine 260
 a 4-Fluoropyrazole 613
 Fluoropyridines
 nucleophilic displacements 133
 rates of nucleophilic substitution 25
 2-Fluoropyridine 133
 3-Fluoropyridine 136
 N-Fluoropyridinium fluorides 610
 N-Fluoropyridinium salts, enol addition 151, 152
 N-Fluoropyridinium triflate 127
 a 5-Fluoropyrimidine 613
 a 2-Fluoropyrrole 611
 a 3-Fluoropyrrole 615
 a 3-Fluoroquinoline 614
 a 4-Fluoroquinoline 613
 5-Fluorothiazoles 610, 611
 5-Fluorouracil 609, 662
 Fluorous silica gel 101
 Folic acid 282, 630, 660, 662
 Fomepizole 657
 Food and Drug Administration 648
 3-Formylchromone
 Diels–Alder reaction 235
 ring synthesis from *o*-hydroxyacetophenone 234
 2-Formylfuran, reaction with bromine 349
 3-Formylfuran, 5-lithiation 353
 2-Formylimidazole 466
 ring synthesis 475
 3-Formylindole
 from Vilsmeier reaction 377
 4-thallation 385
 5-Formylindole 391
 3-Formylpyrazolo[1,5-*a*]pyridine 546
 5-Formylpyrimidine 260
 2-Formylpyrrole 299
 2-Formylthiophene 327
 Friedel–Crafts acylation of thiophene 327
 Friedländer synthesis of quinolines 192, 193
 5-FU 662
 Fukuyama synthesis of indoles 414
 Furans 289, 347
 acylation 349
 addition of singlet oxygen 355
 2,5-addition 291
 2,5-adduct from bromination 349
 2,5-adduct from nitration 348
 alkylation 350
 basicity 348
 bromination 349
 Diels–Alder reactions 353–355
 dipolar cycloadditions 354
 dipole moment 10
 hydrolytic ring opening 348
 Mannich reaction 350
 metallation 352
 mercuration 351
 nitration 348
 ortho-directed lithiation 352, 353
 oxidative conversion
 into piperidines 351
 into pyrans 351
 into unsaturated 1,4-diketones 351
 orbital picture 10
 photochemical [2 + 2] additions 356
 protonation 347
 2,3-quinodimethane 31, 32
 reaction with chloral 350
 reaction with imines 350
 resonance energy 7
 ring synthesis
 from R(C=O)(C)Hal plus R(C=O)(C)(C=O)OR 360
 from C₄O compounds 361, 362
 from oxazoles 293
 from but-3-ene-1,4-diols 53
 from HO(C)C=C(C)OH and similar 361
 from oxazoles 53, 469
 from R(C=O)(C₂)(C=O)R 293
 from R(C=O)(C₂)(C=O)R 359
 miscellaneous methods 362
 structure 10
 sulfonation 348
 typical reactivity 289
 Vilsmeier reaction 349
 Furan-2,5-disulfonic acid 348
 Furan carboxylic acids
 decarboxylation 356
 ipso-nitration 356
 3-carboxylic acid, 5-nitration 356
 a Furan-3,4-bis-silane, ring synthesis 53
 a Furan-3-stannane 53
 Furaneol, notable furan synthesis 363
 Furazan 569

- Furfural 347 *see also* 2-formylfuran
 conversion into 1,2-diaminocyclopentenones 357
 synthesis from xylose 359
- Furfuryl halides, *tele*-substitution 356
- Furoxan 569
- Fürstner synthesis of indoles 414
- Fusarinic acid, notable pyridine synthesis 165
- GABA *see* γ -Aminobutyric acid
- Gassman synthesis of 3-alkythioindoles 414
- Gastro-intestinal tract 651
- Gemcitabine 661
- Gemzar 661
- Gewald synthesis of thiophenes 340
- GI tract *see* Gastro-intestinal tract
- Glivec 662
- D-Glucal, conversion into a furan 359
- α -(D)-Glucopyranose 591
- β -(D)-Glucopyranose 591
- Glucose 591, 632
- Glutaconaldehyde, sodium salt 152
- Glycosyltrifluoro-acetimidates 267
- GMP *see* Good manufacturing practice
- cGMP *see* cyclic guanosine monophosphate
- Good manufacturing practice 650
- Gramine 383
 conversion into 3-alkenylindoles 396
 displacement of dimethylamine with nucleophiles 395
- Grandberg synthesis of tryptamines 406
 mechanism 406
- Granisetron 645, 654
- Grignard reagents, in cross couplings 65, 66
- Grignard reagents
 preparation 45, 46
 reactions with electrophiles 45, 46
- Griseofulvin 642
- Grubbs olefin metathesis to make heterocycles 604
- Guanidines, synthesis 487
- Guanine 516, 527, 635
- Guareschi synthesis of pyridines 160, 161
- H₁ antagonists 650
- H₂ antagonists 651
- Haem 634
- Haemoglobin 634
- Halex reactions 612
- Halo-azoles, relative reactivity in nucleophilic substitution 558
- Halo-diazines, relative reactivity in nucleophilic substitution 256
- Halogen dance process
 in pyridines 136, 137
 in thiophenes 332
- Halogen-metal exchange 37, 39
 reagents 39–40
- Halopyrazines, relative reactivity in nucleophilic substitution 256
- Halopyridazines, relative reactivity in nucleophilic substitution 256
- Halopyrimidines, relative reactivity in nucleophilic substitution 256–258
- 2-Halopyrimidines, nucleophilic displacement 250
- Halo-ribosides 518
- Hammick reaction 148, 185
- Hantzsch synthesis of pyridines 158, 159
- Hantzsch synthesis of thiazoles 473
- Hazards
 fluoroacetate 609
 explosions 105, 561, 564
 perchlorates 105, 209
 tosyl azide and replacements 105
 toxicity of heterocycles 622
 toxicity of tin compounds 67
- Heavy fluorous compounds 101
- Heck reaction 77, 87, 88, 123, 384
 mechanism/catalytic cycle 88
- Hemetsberger–Knittel synthesis
 of a 5-azaindole 422
 of indoles 113, 415
- N-Heterocyclic carbenes 471
- Hinckdentine A 639, 640
- Hippuric acid 472
- Histamine 463, 629, 647
- Histamine receptors 650
- Histidine 462, 463, 629
- Hiyama–Denmark coupling reaction 66, 68
- Hofmann exhaustive methylation 588, 589
- 5-HT *see* 5-Hydroxytryptamine
- HT₃ antagonists 654
- Hydralazine 654
- Hydrazine substituent, oxidative removal 577
- β -Hydride elimination from palladium compounds 58
- 2-Hydroxy-5-methylfuran 357
- 2-Hydroxyfurans, tautomerism 357
- 3-Hydroxyindazole, tautomerism 507
- 1-Hydroxyindoles
 synthesis from indoline 418
 tautomerism 399
- 2-Hydroxyindole, tautomerism 397
- 3-Hydroxyindole, tautomerism 398
- 3-Hydroxyisoquinoline, tautomerism 184
- 5-Hydroxyisothiazole, tautomerism 493
- Hydroxylamine *O*-sulfonic acid 126
- Hydroxyproline 629
- 1-Hydroxypyrazole 486
- 3-Hydroxypyrazole, tautomerism 493
- Hydroxypyridines, tautomerism 142
- 3-Hydroxypyridine, electrophilic substitution, regioselectivity 143
- 5-Hydroxypyrimidines, in Wittig reactions 270
- 2-Hydroxypyrrole, tautomerism 310
- 8-Hydroxyquinoline 183
- 3-Hydroxythiophene 336
 tautomerism 226
- 2-Hydroxythiophene, tautomerism 335
- 5-Hydroxytryptamine 63, 629, 647
¹³C-1'-5-hydroxytryptophan 618

- Hygrine 589
 Hypovase 654
 Hypoxanthine 516, 517
- IEDDA *see* Inverse electron demand Diels–Alder
- Imatinib 662, 663
- IMes 60
- 1*H*-Imidazole *see* Imidazoles
- Imidazoles 455, 461
 acidity 30, 467
 C-acylation, mechanism 465, 466
 N-acylation 463, 464
 N-alkylation 462, 463, 467
 N-arylation with boronic acids 86
 basicity 461
 2-bromination, mechanism 465
 hydrogen bonding 462
 Mannich reaction 463
 nitration 464
 orbital picture 11
 radical substitution 469
 reversible N-alkylation
 ring synthesis
 from R(C=O)(C)Hal plus H₂N(C=NH) 473, 474
 from TosMIC plus R(C=NR) 476
 sulfonation 465
 tautomerism 462
 N-vinylation 463
 an Imidazole N-oxide, ring synthesis 473
- Imidazole-5-sulfonic acid 465
- Imidazolidine 461
- Imidazoline 461
- Imidazolium salts, nucleophilic addition to 470
- Imidazolium ylide 464
- Imidazo[1,2-*a*]pyridines 543, 544
 lithiation 544
 ring synthesis from pyridines 544
- Imidazo[1,5-*a*]pyridines 543, 545
 lithiation 545
 ring synthesis from pyridines 546
- Imidazo[4,5-*b*]pyridin-2-ones 508
- Imidazo[1,5-*a*]pyrimidine 549
- Imidazo[1,5-*c*]pyrimidine 543
- Imidazo[2,1-*b*]oxazole 552
- Imidazo[2,1-*b*]thiazole 552
- Imidazo[1,5-*a*]-1,3,5-triazines, ring synthesis 550
- Imidazo[5,1-*f*][1,2,4]triazines, ring synthesis from imidazoles 550
- Imidazol[1,5-*d*][1,2,4]triazine 543
- Imuran 662
- Indazol-3-one, ring synthesis from anthranilic acid plus HNO₂ 511
- 1*H*-Indazole *see* Indazole
- Indazoles, acidity 505
 N-alkylation 503, 504
 N-acylation 504
 basicity 503
 nitration 504
 ring synthesis
 from *ortho*-Ar[Hal][(C=NNH₂)R] 510
 from *ortho*-Ar[NHAc][CH₂R] plus RONO 510
 N-substitutions 505
- Indigo 373
 from indoxyl 398
- Indocin 656
- Indol-3-ylacetic acid 629
- Indol-3-ylacetonitrile, synthesis from gramine 395
- Indol-5-ylboronic acid 391
- 1*H*-Indole *see* Indole
- 3*H*-indole 373
 nucleophilic addition to 379
- Indoles 369, 373
 acidity 386
 C-acylation 376–378
 N-acylation 387
 C-alkylation 378
 α-alkylation, mechanism 379
 N-alkylation 387
 alkynylation 379
 allylation 379
 benzene-ring acylation 378
 a 3-boronic acid, *ipso* substitution 52
 bromination 375
 a 3-bromoindole, halogen-metal exchange 390
 N-carboxylation for 2-lithiation 389
 carboxylic acids, decarboxylation, mechanisms 396, 397
 Diels–Alder addition, intramolecular 393
 dimer 383
 dipolar cycloadditions, intramolecular 393
 3-ketones, reduction to alkyl 371
 C-lithiations, N-protecting groups for 388
 Diels–Alder reaction with a 1,2,4,5-tetrazine 394
 dimerisation 383
 direct metallation
 regioselectivity 81
 electrophilic substitution
 rate 23
 regioselectivity 370
 α-substitution, mechanism 370
 halogenation 375, 376
 2-halo- into 2-nitro- 386
 iodination 375
 Mannich reactions 370, 382–384
 mercuration 384
 nitration 374
 nitrosation 384
 N-substituted, 2-lithiation 371
 orbital picture 11
 protonation 37
 2,3-quinodimethanes 32, 33
 radical attack 391
 with displacement of arylsulfonyl 391
 reaction with aldehyde plus arylsulfinic acid 383
 with aziridines 380
 with azodicarboxylate 375
 with conjugated carbonyl compounds 380, 381

- with conjugated imines 381
- with epoxides 380
- with formaldehyde 382
- with isocyanides 377
- with ketones and aldehydes 382
- with nitroethene 381
- with oxalyl chloride 377
- reactivity 370
- reduction to indoline 392
- ring synthesis
 - from ArNHOH plus RC≡CR 405
 - from ArN(CHR)(C=O)R 411, 412
 - from ArNHCl plus RSCH₂(C=O)R 414
 - from ArNR(N=CRH) 372, 403–405
 - from *ortho*-Ar[(N)(C=O)][(C=O)R] 414
 - from *ortho*-Ar[Hal]((N)C=C(C=O)R] 413
 - from *ortho*-Ar[Hal][NHR] plus RC≡CR 410
 - from *ortho*-Ar[N(C=O)][CH₂R] 410, 411
 - from *ortho*-Ar[N≡C][C=CR] 414
 - from *ortho*-Ar[N₃][C=CNO₂] 415
 - from *ortho*-Ar[NH][C(C=O)R] 406
 - from *ortho*-Ar[NHR][C≡CR] 409
 - from *ortho*-Ar[NO₂][C=C] 408
 - from *ortho*-Ar[CH₃][NO₂] 372, 407, 408
 - from *p*-benzoquinones and enamines 413
 - from pyrroles 307, 412
- sulfonation 375
- 1-TIPS-gramine, 4-lithiation 390, 396
- 1-TIPS-indole, 3-lithiation 389
- 1-TIPS-indole-3-bromo, *via* lithiation 389
- thiocyanation 375
- typical reactions 369
- N*-sulfonylation 387
- synthesis from indolines 415, 416
- Indolenine *see* 3*H*-indole
- Indolines 588
 - from indole 39
- an Indole-3-acid, decarboxylation 378
- an Indole-3-silane 53
- an Indole-5-silane 52
- an Indole-2-trifluoroborate, *ipso* alkylation 52
- 1*H*-Indolium cation 373
- 2*H*-Indolium cation 373
- 3*H*-Indolium cation 373
 - addition of hydrogen sulfite 374
- Indolizine 539, 540
 - acetylation 540
 - aromaticity 539
 - basicity 540
 - lithiation 540
 - nitration 540
 - reaction with diethyl acetylenedicarboxylate 540
 - ring synthesis from pyridines 541, 542
- Indolyl anion, mesomeric structures 386, 387
- Indolyl *N*-Grignard reagents, 3-substitutions 387, 388
- Indomethacin 656
- Indophenine, colour test for thiophene 328
- Indoramin 654
- Indoxyl 398, 399
 - anion methylation 398
 - oxidation to indigo 398
 - ring synthesis from *ortho*-Ar[CO₂H][(N)CH₂CO₂H] 417
- Inhibitor of transforming growth factor β1, type 1 receptor, notable imidazole synthesis 478, 479
- 1,1-Insertion of Pd 58
- 1,2-Insertion of Pd 57, 58
- Inverse electron demand Diels–Alder reactions 261, 262
- Invirase 661
- Iodine fluoride 610
- 3-Iodo-1-TIPS-pyrrole, halogen-metal exchange 306
- a 5-Iodo-2-pyrone, ring synthesis *via* iodolactonisation 216
- 4-Iodo-3-formylindole, *via* 4-thallium compounds 385
- 3-Iodochromone 233
- 3-Iodoindazole 504
- 3-Iodoindole 375
- 4-Iodoisothiazole 490, 493
- 2-Iodopyrazine 259
- 7-Iodopyrazolo[1,5-*a*]pyridine 546
- 5-Iodo-1-methyltetrazole 563
- 4-Iodothiazole 468
- 2-Iodothiophene 326
 - displacement with thiol 330
- Iridium-catalysed boronation 51
- Irinotecan 663
- Iron catalysis of coupling reactions 61
- Isatins 399
 - conversion into oxindoles 399
 - reaction with thiophene 328
 - electrophilic substitution 399
 - ring synthesis from ArNH₂ plus CCl₃CH=O 418
- Isay synthesis of pteridines 282, 283
- Isobenzofurans 447
 - Diels–Alder reactions 248
 - synthesis from 1-alkoxyphthalans 451
 - from phthalides 452
 - synthesis *via* cycloreversions 451
- Isobenzothiophene 447
- Isocarbostyryl 180
- Isochromylum 229
- Isocoumarins 229
 - ring synthesis
 - from *ortho*-Ar[CO₂H][CH₂(C=O)R] 243
 - from *ortho*-Ar[CO₂Me][Hal] plus RC≡CR 243
- 1*H*-Isoindole 447
- 2*H*-Isoindole 447
- Isoindoles 369, 447
 - Diels–Alder reaction 372
 - ring synthesis from *ortho*-Ar[(C=O)R][(C=O)R] plus RNH₂ 450
 - synthesis by cycloreversions 450
 - synthesis from 1,3-dihydro-isoindoles 449
- Isomaltol, conversion into 4-pyridones 357
- Isoniazide 660
- Isonicotinic acid 148
- Isophakellin, *N*-methyl-dibromo- 639

- Isoquinolines 115, 177
 basicity 177
 bromination 178
 electrophilic substitution, regioselectivity 122
 hydroxylation 180
 linked to a solid-support 99
 nitration 178, 180
 mechanism 22
 nitro-, oxidative amination 180
 nucleophilic substitution of halogen, regioselectivity 122
 oxidation of the benzene ring 179
 radical substitution 182
 reaction with activated alkynes 187
 ring synthesis
 from $\text{Ar}(\text{C}_2)\text{NH}_2$ plus $\text{R}(\text{C}=\text{O})\text{H}$ 195, 196
 from *ortho*- $\text{Ar}[\text{C}=\text{CR}][\text{CH}=\text{NR}]$ 197
 from 2-benzopyrylium ions 206, 231
 from $\text{Ar}(\text{C}_2)\text{NH}_2$ plus $\text{R}(\text{C}=\text{O})\text{Cl}$ 195
 from $\text{ArCH}=\text{O}$ plus $\text{H}_2\text{NCH}_2\text{CH}(\text{OR})_2$ 194, 195
 from indanedione monoximes 198
 from *ortho*-dialdehydes 197
- Isoquinoline-1-carboxylic acid, decarboxylation 185
- Isoquinolinium salts, Grignard addition 186
- Isoquinoline *N*-oxide
 conversion into 2-cyanoisoquinoline 188
 nitration 188
- Isoquinoline 3,4-quinodimethane 33
- 1-Isoquinolone 184
 conversion into 1-chloroisoquinoline 184
 formylation 184
- Isothiazoles 455, 485
N-alkylation 486
 basicity 486
 halogen-metal exchange 490
 5-lithiation 489
 nitration 487
 sulfonation 487
- Isothiazolidine 485
- Isothiazolium salts, ring opening with hydride 492
- Isothiazoline 485
- Isothiazol-5-one 493
- Isoxazole 455, 485
 basicity 486
 interconversion with 1,2,4-thiadiazole 491
 nitration 487
 ring opening *via* 3-anion 489
 ring synthesis
 from nitrile oxides 53
 from $\text{R}(\text{C}=\text{O})(\text{C})(\text{C}=\text{O})\text{R}$ plus H_2NOH 494, 495
 from $\text{RC}\equiv\text{N}^+ - \text{O}^-$ plus $\text{RC}\equiv\text{CR}$ 496
 synthons for β -amino-enones 490
- Isoxazole-4-boronates, synthesis from alkynylboronates 73
- Isoxazole-5-boronates, synthesis from alkynylboronates 73
- an Isoxazole-5-stannane, ring synthesis 53
- Isoxazolidine 485
- Isoxazoline 485
- Isoxazolium salts, base-catalysed ring opening 492
- Japp-Klingemann reaction 419
- JohnPhos 60
- Ketorolac 304, 656
- Knorr synthesis of pyrroles 312
- Knorr's pyrrole 313
- Kryptofix 619
- Kumada-Corriu coupling reaction 66, 69, 71, 123
- Kytril 654
- 'Lab on a chip' 104, 105
- β -Lactamase 598
- β -Lactams 587, 598
- β -Lactones 598
- Lamellarin 639
- Lamictal 659
- Lamivudine 661
- Lamotrigine 659
- Lapatinib 662, 663
- Lariam 660
- Lawesson's reagent, in thiophene ring synthesis 336, 337
- Lead compound 649
- Leaf-cutting ant 641
- Leaving groups, in oxidative addition 62, 63
- Leflunomide 657
- Leimgruber-Batcho synthesis of indoles 372, 407
 mechanism 498
- 'Ligandless' catalysts 61
- Ligands, for palladium(0) reactions 60
- Light fluoros compounds 101
- Lipitor 645, 656
- Lithiated heterocycles, regiostability 40
- Lithiating reagents 38, 39
- Lithiation
 in the presence of *N*-hydrogen 44
 of indoles, protecting groups 41
 of pyridines, regioselectivity 43, 44
 of pyrroles, protecting groups 41
 solvents 39
- 3-Lithiofuran, stability 352
- 1-Lithioindoles, *N*-substitutions 388
- 3-Lithiothiophene, stability 331
- Lithium chloride
 promoter of CuI-catalysed *N*-arylation of imidazoles 86
 use in direct metallations 46
 use in halogen-metal exchange 46
- Loratidine 651
- Losartan 655
- Lossec 651
- Louisianin A, notable pyridine synthesis 166
- Loxapine 622
- Luciferin 641
- Luminal 659
- Lupinine 638
- Lysergic acid 638
- Lysine 589
- Madelung synthesis of indoles 410, 411
- Maleic hydrazide 274, 632

- Malvin chloride 641
- Manganese(II) catalysis of coupling reactions 61
- Mannich reaction 289, 302, 303, 328, 350, 370, 382–384, 383, 486, 563
 using boronic acids 51
- Mebendazole 660
- Mechanism of aromatic electrophilic substitution 20, 21
- Mechanism of aromatic nucleophilic substitution 24–26
- Mefloquine 660
- Melamine 575, 622
- Melatonin 629
- Meldrum's acid, use to make 3-hydroxythiophene 335, 336
- 5-Membered heterocycles, ring synthesis, from enol and C₂XH, mechanism 109
- Mercury compounds
 by metal-metal exchange 54
 by electrophilic mercuration
 furans 351
 indoles 384
 oxazoles 54
 thiazoles 54
 thiophenes 329
- Mesionic heterocycles, structures, mesomeric structures 13
- Mesoionic compounds
 cycloadditions 113
 definition 113
- Mesoionic oxazolones 472
- Mesoionic thiazolones 472
- Messenger RNA 636
- Metal-metal exchange 37
- 2-Methanesulfonylpyrimidine 258
- Methotrexate 282, 662
- Methoxatin 633
 notable isoquinoline synthesis 198, 199
- Methoxysalen 663
- N*-Methoxycarbonylpyrrole, reaction with singlet oxygen 307
- Methoxydiazines, nucleophilic displacements 258
- 3-Methoxyfuran, Diels–Alder as a dienophile 355
- 2-Methoxyfuran, Diels–Alder reactions 358
- 5-Methoxyimidazo[1,2-*a*]pyridine 543
- 1-Methoxyindole, 2-lithiation 400
- 1-Methoxyphthalan 451
- 8-Methoxypsoralen 663
- 2-Methoxypyrazines, displacement of MeO 258
- 4-Methoxypyridazine, displacement of MeO 258
- 2-Methoxypyridine 133
- 4-Methoxypyrimidine, displacement of MeO 258
- Methyl chromone-3-carboxylate, Diels–Alder reaction 235
- 1-Methyl-1,2,3,4-tetrahydrocarbazole, ring synthesis 404
- 1-Methyl-1,2,3-triazole, bromination 558
- 3-Methyl-1,2,4-oxadiazole 569
- 1-Methyl-1,2,4-triazole 559
- Methyl-1,2,5-thiadiazoles, side-chain deprotonation 570
- 4-Methyl-4*H*-1,2,4-triazole 559
- Methyl-4-pyrones, side-chain condensations 218
- 1-Methyl-7-azaindole 401
- 2-Methyladenine, notable pyrimidine ring synthesis 281
- Methyl-chromones, side-chain condensation 236
- Methyl-coumarins, side-chain condensation 236
- Methylene blue 623, 658
- 3-Methylfuran, mercuration 351
- 3-Methylimidazo[1,2-*a*]pyridine 543
- 2-Methyl-imidazoles, side-chain reactions 55
- Methyl-imidazolium salts, side-chain reactivity 457
- N*-Methyliminodiacetic acid 49
- Methyl-indoles, side-chain substitution 394, 395
- 1-Methylindole, photochemical [2 + 2] addition 394
- 2-Methylindole
 5-nitration, mechanism 375
 alkylation with araldehyde and a silane 382
 reaction with a glycosyl bromide 382
 ring synthesis from *o*-allylaniline 113
 side-chain reactions 55
- 3-Methylindole, oxidative cleavage of 2,3-bond 385
- 2-Methylisoquinolinium iodide
 cycloaddition 183
 reduction 183, 186
 conversion into 2-methyl-1-isoquinolone 186
- Methyl-isothiazoles, side-chain acidity 492
- Methyl-oxazoles, side-chain acidity 470
- 4-Methyloxazole, lithation and ring opening 468
- Methyl-purines, condensation at methyl 530
- Methylpyrazines, side-chain oxidation, biological 255
- 2-Methylpyrazine 255
- Methyl-pyrazoles, side-chain acidity 492
- 3(5)-Methylpyrazole 485
- 2-Methylpyrazolo[1,5-*a*]pyridine 546
- 3-Methylpyridazine 254
- 4-Methylpyridazine, side-chain substitution 273
- Methyl-pyridines
 oxidation of side-chain 130
 side-chain acidity 54, 55, 146
 side-chain halogenation 147
 side-chain substitution 55, 120, 146, 147
- 1-Methylpyridinium iodide 128
- Methyl-pyrimidines, acidity 252
- Methyl-pyrimidones, side-chain metallation 269
- Methyl-pyrroles, oxidation of side-chain 303
- 3-Methylpyrrole, dimerisation 306
- N*-Methylpyrrolidone 587
- Methyl-pyryliums, side-chain substitution 213
- 2-Methylquinoline side-chain substitution 185
- 4-Methylquinoline, radical substitution 182
- 2-Methyltetrahydrofuran, solvent properties 347
- Methyl-tetrazoles, side-chain lithiation 563
- 1-Methyltetrazole 562
 electrophilic substitution 563
- 2-Methyltetrazole 562
- Methyl-thiazoles
 side-chain acidity 470
 side-chain condensation 470
- Methyl-thiophenes, side-chain halogenation 334
- 2-Methylthiothiazole, ring synthesis 474
- 4-Methylthiopyrimidine, side-chain oxidation, biological 255
- 'Me-too' drugs 648
- Metronidazole 660
- MIDA 49
- Migraine 653

- Minisci reaction 27, 138, 182, 560, 576
 Minoxidil 654
 Mirapexin 659
 Mitomycins 587
 Mitsunobu reaction
 using fluorous reagents 101
 using polystyrene-diphenylphosphine 100
 Molipaxin 659
 Molybdenum cofactor 282, 630
 Monomode microwave heating 103
 Morphine 638, 647
 Morpholine 588
 basicity 588
 mRNA *see* Messenger RNA
 MTX 662
 Mucobromic acid, from 2-formylfuran 349
 Mukaiyama reagent, fluorous version 102
 Multimode microwave heating 103
 Münchnones 47
 Muscarine 652
 Muscarinic receptor 652
 Myasthenia gravis 653
- NAD⁺ 631
 NADPH 588, 631
 Names of aromatic heterocycles 1, 2
 Names of saturated heterocycles 3
 Naming fused heterocycles 2
 Naphthalene, resonance 6
 Naringin 657, 658
 Negishi coupling reaction 66, 69, 74, 77, 78, 269, 371
 Nemertellin, notable pyridine synthesis 166
 Nenitzescu synthesis of 5-hydroxyindoles 413
 Nerve gases 653
 Nettle rash 650
 Neurotransmitters 629, 646, 647, 649
 Nexium 645
 NFSI 610
 NHC *see* *N*-Heterocyclic carbene
 Ni(0)-catalysed amination 85
 Niacin 630
 Nicotinamide 631
 Nicotine 637, 638, 652
 Nicotinic acid 148
 Nicotinic antagonists 652
 Nicotinic receptor 652
 Nitrene insertion 113
 Nitrile imines, generation (*in situ*) for cycloaddition 496
 Nitrile oxides, generation (*in situ*) for cycloaddition 496
N-Nitro groups, as leaving groups 488
 Nitroacetamide 161
 3-Nitro-7-azaindole 401
 6-Nitrochromone 232
 2-Nitrofuran 348
 4(5)-Nitroimidazole 464, 467
 3-Nitroindazole 504
 2-Nitroindole, *via* 2-lithiation 389
 1-Nitroisoquinoline 180
- 4-Nitroisoquinoline 178
 5-Nitroisoquinoline 178
 8-Nitroisoquinoline 178
 Nitrones 590
 4-Nitropyrazole 487
 3-Nitropyridine 129
 Nitro-pyrroles, nucleophilic displacement of nitro 303
 2-Nitropyrrole 297
 3-Nitropyrrole 297
 Nitrosation of amino-oxydiazines 272
 2-Nitrothiophene 326
 3-Nitrothiophene 326
 3-Nitro-1,2,4-triazole 560
 NMP *see* *N*-Methylpyrrolidone
 Noradrenaline 647, 654
 Norvasc 645, 654
N-Oxides, rates of nucleophilic substitution 25
 NSAIDS 656
 Nucleophilic aromatic substitution
 mechanism 24–6
 enhancement in acid for heterocycles 25
 Nucleophilic radicals 27
 Nucleophilicity, of azines 20
 Nucleoside 515
 Nucleotide 515, 636
 Nudibranch 640
 Numbering of heterocycles 1
- O*- *versus* *N*-arylation, ligands for 87
 Octaethylhemiporphycene, notable pyrrole synthesis 318
 Octahydroindole, from indole 392
 Octaethylporphyrin, notable pyrrole synthesis 317
 Olenzapine 645, 646, 659
 Omeprazole, mechanism of action 652
 Ondansetron 645, 654
 notable indole synthesis 418
 Opium 647
 Opium poppy 638
 Ornithine 589
 Orphan drugs 648
 OTC drugs 648
 Oxadiazoles, aromaticity 569
 ring syntheses 571–573
 1,2,3-Oxadiazoles 569
 1,2,4-Oxadiazoles 569
 as masked amidines 571
 ring synthesis
 from amidoximes 571
 from *N*-acylamidines 571
 1,2,5-Oxadiazoles 569
 ring opening 570
 1,3,4-Oxadiazoles 569
 ring synthesis
 from C(C=O)NHNH(C=O)R 572
 from tetrazoles 564, 572
 Oxaziridines 596, 587
 Oxazoles 455, 461
 adducts from bromination 465

- N*-alkylation 462, 463
 basicity 461
 Diels–Alder reactions 469
 magnesianation 468
 mercuration 54
 ring synthesis
 from R(C=O)(C)(NH)(C=O)R 474, 475
 from R(C=O)(C=N₂)R plus RCN 476, 477
 from TosMIC plus R(C=O)H 476
 Oxazole-3-carboxylic acid, ester, ring synthesis 475
 Oxazolidine 461
 Oxazoline 461
 Oxazolium salts, nucleophilic addition 470
 Oxazolium ylide 464
 Oxazolo[4,5-*b*]pyridines 508
 an Oxazol-2-one, conversion into chloride 472
 Oxetane 597
 2*H*-Oxete 597
 Oxidative addition 57
 regioselectivity 57, 63
 Oxindoles 397
 electrophilic substitution 397
 from indole-2-boronic acids 52
 from isatins 399
 ring synthesis from Ar(N)(C=O)CHaR 416,
 417
 Oxiranes *see* Epoxides
 OXONE[®] 596
 Oxyalkyl radicals, generation 28
 Oxy-diazines
 electrophilic substitution 264
 tautomerism 263, 264
 Oxypurines
 O-acylation 526
 N-alkylation 526
 conversion into halides 527
 conversion into sulfides 527
 O-silylation 526
 O-sulfonylation 526
 tautomerism 525
 Oxypyrimidines, electrophilic substitution 251

 Paal-Knorr synthesis of furans 359, 360
 Paal-Knorr synthesis of pyrroles 311, 312
 Paclobutrazol 623
 Palladation, aromatic 59
 Palladium catalysis, general discussion 56–59
 Palladium compounds
 from boronic acids 58, 59
 from Grignard reagents 58
 from stannanes 58
 from zinc compounds 58
 Palladium-alkene complexes 59
 Palladium-catalysed reaction types 56
 Palladium-on-carbon catalysis of coupling reactions 60,
 61
 Paludrine 660
 Papaverine 638
 Papaverine, notable isoquinoline synthesis 198
 Paraquat 138, 632
 Parkinson's disease 659
 Passive heating elements 103
 Paternò-Büchi reaction 605
 Payne rearrangement 593
 PBD 624
 PBG *see* Porphobilinogen
 Pd(0)-catalysed reaction
 involving amination: mechanism/catalytic cycle 84
 involving boron compounds 66, 67
 involving carbonylation 89
 involving cyanation 70
 involving Grignard reagents 69
 involving silicon compounds 68
 involving tin compounds 67
 involving zinc compounds 69, 71
 leaving groups 61–64
 using alkynes 69
 using 9-BBN derivatives 70
 using benzofuran-2-boronic acid 61
 using a bromoalkyne 69
 using a 5-bromobenzofuran 78
 using 2-bromofuran 75
 using a 2-bromofuran 74
 using 4-bromoindole 88, 90
 using 5-bromoindole 61
 using 7-bromoindole 67
 using 6-bromoisoquinoline 123
 using a 2-bromopyridine 67, 70, 78
 using 3-bromopyridines 70, 71, 72
 using 5-bromopyrimidine 61, 67
 using a 5-bromopyrimidine-2,4-dione 78
 using 3-bromoquinoline 68, 88
 using 2-bromothiazoles 67, 85, 250
 using a 2-bromothiophene 67, 71, 75
 using 3-bromothiophene 67, 71
 using 4-chloro-7-azaindole 402
 using a 2-chloroimidazole 73
 using a 2-chloropyrazine 79
 using 2-chloropyrazine 71
 using 3-chloropyridine 70
 using 2-chloropyridines 69, 80
 using a 2-chloropyrimidine 75, 84
 using 4-chloropyrimidine 72
 using a 6-chloro-1,2,4-triazine 76
 using coumarin-4-tosylates 76
 using 2,5-dibromopyridine 84
 using 2,6-dibromopyridine 69, 75
 using 3,5-dibromo-2-pyrone 76
 using 2,4-dibromothiazole 73
 using 2,5-dibromothiophene 71, 78
 using 2,6-dichloropyridines 74
 using a 2,3-diiodoindole 72
 using direct palladation
 of 4-acetylpyridine 82
 of a 7-azaindole 81
 of a furan 88

- of an imidazo[1,2-*a*]pyridine 80
- of indole 81, 88
- of a thiazole 80
- of a thiophene 80
- using enolates 70
- using furan-2-boronic acid 69
- using furan-3-boronic acid 73
- using furan-2-carboxylic acid, for oxidative Heck 89
- using a furan-2-zinc compound 62, 371
- using a furan-3-stannane 292
- using 5-halopyrimidines 76
- using an imidazole-2-stannane 76
- using an imidazole-2-zinc compound 72
- using an imidazole-5-boronic acid 73
- using an indole-3-stannane 72
- using indole: *N*-vinylation 84
- using indole: *N*-alkenylation 84
- using indole: oxidative coupling 83
- using an indole-2-boronate 71
- using an indole-4-boronate 420
- using an indole-3-boronic acid 72, 420, 421
- using an indole-2-Grignard 72
- using an indole-3-Grignard 72
- using indole-3-mercury compound 384
- using an indole-2-silanol 68
- using an indole-2-triflate 62
- using indole-5-triflate 371
- using an indole-2-zinc compound 72
- using 4-iodo-1-phenylsulfonylimidazole 457
- using a 3-iodopyridine 69, 123
- using monoalkyl tins 67, 68
- using nonaflates 64
- using an oxazole-2-stannane 72, 76
- using an oxazole-4-triflate 73
- using phosphates as leaving groups 64
- using a purine-8-bromide 77
- using a purine-6-chloride 77
- using a purine-2-iodide 77
- using a purine-6-zinc compound 76
- using a pyrazine-2-stannane 75, 76
- using a pyrazole-5-stannane 73
- using a pyridazine-4-boronate 75
- using a pyridine-3-borane 77
- using pyridine boronic acids 74, 78
- using pyridine stannanes 74, 76, 77
- using pyridine-2-thiones 64
- using a pyridine-3-zinc compound 74
- using a pyrimidine-5-boronic acid 75
- using a pyrimidine-2-stannane 75
- using a pyrimidine-5-stannane 250
- using a pyrrole-2-boronic acid 71
- using a pyrone-3-triflate 76
- using sulfonates of deoxyguanosine 76
- using sulfonium salts 64
- using tetrazole-5-stannanes 73, 74
- using a thiazole-5-boronate 79
- using thiazole-2-stannanes 72, 73, 76
- using thiazole-5-stannanes 73, 79
- using thiones 64
- using a thiophene-3-boronic acid 71
- using thiophene-2-stannanes 67, 71
- using a thiophene-2-zinc compound 78
- using a 1,2,3-triazolyl-5-zinc compound 74
- using trifluoroborates 66, 67, 70
- using a uridine-5-zinc compound 269
- PDE5 656
- PEG *see* Polyethylene glycol
- Pelargonidin chloride, notable benzopyrylium synthesis 243
- Penicillins 587, 661
- Pentazoles 557, 565
- Pentosans 359
- Pepcid 651
- PEPPSI™-IPr 60
- Perchlorate salts, hazards and alternatives 209
- Perchloryl fluoride 609
- Peripheral nervous system 647
- Petasis reaction 51, 52, 329
- Pfiztinger synthesis of quinolines 193
- Pharmacogenetics 648
- Phase tags 97, 101
- Phenanthroline 60
- 1,10-Phenanthroline, 4,6-dimethoxy, ligand for *N*-arylation of imidazoles 85
- Phenergan 650
- Phenobarbitone 659
- 1-Phenyl-1,2,3-triazole
 - 5-lithiation 559
 - Diels-Alder reaction 559
- 2-Phenyl-2*H*-1,2,3-triazole 558
- 4-Phenyl-1,2,4-triazoline-3,5-dione 561
 - ring synthesis 567
- Phenylalanine 638
- 2-Phenylindole, ring synthesis 403
- 1-Phenylisindole, tautomerism 449
- 4-Phenylloxazole, reaction with benzyne 469
- 3(5)-Phenylpyrazole 488
- 1-Phenylsulfonyl-2-nitroindole, diopolar cycloaddition 393
- 1-Phenylsulfonylindole
 - 2-lithiation 389
 - magnesiation 388
 - nitration 37
 - 3-bromo, halogen-metal exchange 391
 - 3-methyl bromination 396
 - 3-triflate 399
- 1-Phenylsulfonylindoxyl, ring synthesis 399
- 1-Phenylsulfonylpyrrole
 - acylation, regioselectivity 299
 - 2-boronic acid 305
 - lithiation 305
 - sulfonylation 297
 - 2-tri-*n*-butylstannane 306
- 5-Phenyltetrazole, regioselective *N*-alkylation 562
- 2-Phenylthiopyridine 133
- 4-Phenylurazole 567
- Photochemotherapy 663
- Photofrin 664
- PhPI 622
- Phthalazine 253

- Phthalimidine 448
 Phthalocyanines 449
 Phytoalexin 629
 Picolinic acid 148
 Pictet–Gams synthesis of isoquinolines 195
 Pilcarpine 652
 Piloty–Robinson synthesis of pyrroles 315
 Pinacol borane 50
 Pinacol boronates 49
 Pinacol diboron 50
 Piperideine 588
 trimer 589
 Piperidines 588
 basicity 588
 conformation 590
 dehydrogenation 139
 dipole moment 7
 from pyridine 139
 ring synthesis from X(C₃)Y 603
 Pirenzepine 652
 Piriton 651
 1-Pivaloylindole, 4-acylation 378
 p*K*_a, definition 19
 p*K*_{ah}, definition 19
 Plavix 645
 Pletal 655
 Plexcore 626
 PLP 631
 Poly(acetylene) 625
 Poly(aniline) 625
 Poly(pyrrole) 625
 Poly(thiophene) 625
 Polybenzimidazole 622
 Polyethylene glycol 100
 Polymer-bound
 base 100
 brominating agent 100
 Polyvinylpyridinium hydrofluoride 612
 Pomeranz–Fritsch synthesis of isoquinolines 194, 195
 POPOP 624
 Porphine 301
 Porphobilinogen 295, 633, 634, 635
 Porphyrinogen 301
 PPO 624
 PQQ 633
 Pralidoxime 653
 Pramipexole 659
 Prazosin 654
 Precatalysts, for Pd(0) reactions 59
 Prins reaction 221
 Pripsen 660
 Prodrugs 648
 Proglycem 654
 Proguanil 660
 Proline 629, 638
 as ligand for CuI-catalysed amination 86
 Promethazine 650, 651
 Propiolactones 598
N-Protecting groups for lithiations 45
 Protodeboronation 49, 50
 Proton-pump inhibitor 651
 Protoporphyrin IX 634, 664
 Psoralen 663
 PTAD *see* 4-Phenyl-1,2,4-triazoline-3,5-dione
 Pteridines 282, 283, 630
 ring synthesis
 from 4,5-diaminopyrimidones 283
 from pyrazine *N*-oxides 283
 9*H*-Purine *see* Purine
 Purine 515
 acidity 524
 N-acylation 519
 basicity 516
 N-alkylation 516–518
 regioselectivity 517, 518
 amino, basicity 516
 diazocoupling 520
 halogenation 519, 520
 leaving groups 523
 linked to a resin 98
 8-metallation 524
 nitration 520
 nucleophilic substitution 521–523, 526
 regioselectivity 522
 N-oxidation 519
 ring synthesis
 from 1,3,5-triazines 533
 from 5-aminoimidazole-4-carboxamide 532, 533
 from formamide 534
 from pyrimidine-4,5-diamines plus RCO₂H 530–533
 tautomerism 515
 PUVA 663
 VPPHF 612
 2*H*-Pyran 209, 212, 590
 4*H*-Pyran 209, 212, 590
 Pyrazine 249, 253
 N-oxide, conversion into halides 251, 263
 conversion into nitriles 263
 lithiation 263
 basicity 253, 254
 boiling point 253
 lithiation 259
 N-oxidation 254
 photochemical conversion into pyrimidine 262
 radical substitution 261
 reaction with chloroformates and nucleophiles 273
 halogenation 255
 Diels–Alder reactions 262
 ortho-assisted lithiations 260
 ring synthesis
 from N=CC=NC=C 281
 from 2*x*R(C=O)CNH₂ 279
 from R(C=O)(C=O)R plus H₂N(C₂)NH₂ 279, 280
 from R(C=O)(C=O)R plus H₂N(C₂)NH₂ 252
 2-tri-*n*-butylstannane 259
 Pyrazinium-3-olate, mesomeric structures 13
 dipolar cycloadditions 270
 Pyrazino[2,3-*b*]pyrimidine

- Pyrazol-3-one 493
 1*H*-Pyrazole *see* Pyrazole
 Pyrazole 455, 485
 acidity 30, 488
 N-acylation 486
 N-alkylation 486, 488
 basicity 486
 halogenation 487
 halogen-metal exchange 490
 hydrogen-bonding 485
 5-lithiation 489
 Mannich reaction at nitrogen 486
 nitration 487
 photochemical conversion into imidazoles 491
 N-protecting groups for 5-lithiation 489
 protonation 486
 reaction with cyanamide 487
 sulfonation 487
 ring synthesis
 from $R(C=O)(C)(C=O)R$ plus $RNHNH_2$ 494, 495
 from $RC\equiv N^+-NR^-$ plus $RC\equiv CR$ 496
 from $RCH=N_2$ plus $RC\equiv CR$ 497
 from an isoxazole 490
 miscellaneous methods 497
 a 4-stannane 490
 a 5-stannane, synthesis from an alkynylstannane 7
 5-stannanes 497
 Pyrazoline 485
 Pyrazolo[1,5-*a*]pyridines 543, 546
 Pyrazolo[1,5-*a*]pyridine
 electrophilic substitution 546
 lithiation 546
 ring synthesis
 from pyridines 546
 from pyrazoles 550
 Pyrazolo[1,5-*b*]pyridazine 549
 a Pyrazolo[3,4-*d*]pyrimidine, ring synthesis 491
 1*H*-Pyrazolo[4,3-*d*]pyrimidine 535
 3-Pyrazolone, ring synthesis from acrylonitrile 495
 Pyrazolones, condensation with aldehydes 493
 Pyridate 623
 Pyridazine 249, 253
 N-alkylation 254
 ortho-assisted lithiations 260
 basicity 253, 254
 boiling point 253
 a 4-boronate 275
 Diels–Alder reactions 262
 lithiation 259
 N-oxide, nitration 262
 nitro-, displacement of nitro 262
 reaction with *n*-BuLi 256
 reaction with chloroformates and nucleophiles 273
 ring synthesis
 from 1,2,4,5-tetrazines and alkynes 275
 from $R(C=O)(C_2)(C=O)$ plus N_2H_4 252
 from $R(C=O)(C_2)(C=O)R$ plus N_2H_4 274
 from 1,4-dihydrofurans plus N_2H_4 274
 4-stannanes, ring synthesis 75, 275
 zincation 259
 Pyridazinomycin 641
 Pyridazinones, conversion into halides 274
 Pyridines 115, 125
 acetoxymercuration 130
 α -acids, decarboxylation 148
 α -alkylation/arylation 131
 α -amination 132
 N-alkylation 128
 N-amination 126
 basicity 125
 bromination, mechanism 22
 α -cyanation 129
 dimerisation 138, 139
 dipole moment 7
 donation of lone pair 116
 electrophilic substitution
 rate 116, 117
 regioselectivity 116, 117
 substituent effects 117
 Grignard reagents, preparation 138
 halogenation 130
 N-halogenation 127
 lithiation, with *ortho* assistance 135
 lithiation at C-2 134, 135
 mesomeric structures 7
 C-nitration 129
 N-nitration 126
 N-oxidation 126
 3-phosphonate, *via* Pd(0)-catalysed coupling 70
 proton exchange in basic solution 134
 N-sulfonation 127
 nucleophilic substitution of halide
 mechanism 118
 regioselectivity 118
 orbital picture 7
 photochemical conversion into 2-aza-bicyclo[2.2.0]
 hexadienes 141
 proton exchange 128
 protonic salts 125, 126
 radical halogenation 138
 radical substitution, regioselectivity 119, 138
 reaction with thionyl chloride 127
 resonance energy 7
 ring synthesis
 from 1,2,4-triazine 577
 from a pyrimidine 250
 from [2 + 2 + 2] cycloadditions 164
 from 1,2,4-triazines 162
 from $2R(C=O)(C)(C=O)R$ plus $H_2NC=C(C=O)R$ 160
 from aza-1,3,5-trienes 163
 from azadienes plus alkynes 163
 from $C\equiv C(C)NH_2$ plus $RCH_2(C=O)R$ 164
 from enamides 165
 from furans 164
 from oxazoles 162
 from $R(C=O)(C)_3(C=O)R$ plus NH_2OH 157

- from $R(C=O)(C)_3(C=O)R$ plus NH_3 156–158
 - mechanism 109
 - from $RC\equiv C(C=O)R$ plus $H_2NC=C(C=O)R$ 161
 - from $RCH=O$, $2R(C=O)(C)(C=O)R$ plus NH_3 158, 159
 - industrial 165
 - from $RC(=O)(C)(C=O)R$ plus enamine, mechanism 110
 - a 3-silane, synthesis *via* coupling 52
 - a 4-silane, *ipso* substitution 54
 - silylation 132
 - a 2-stannane 53
 - ipso* substitution 53
 - synthesis *via* coupling 74
 - a 3-stannane, synthesis *via* coupling 74
 - sulfonation 129
 - 3-sulfonic acid 129
 - typical reactivity 115
- Pyridine sulfur trioxide complex 127
- ring opening 152
 - sulfonation of indole 375
 - sulfonation of pyrrole 297
 - conversion into pyrylium perchlorate 219
- Pyridinium bromide 127
- Pyridinium hydrobromide 127
- Pyridinium tribromide 127
- Pyridinium salts
- N*-alkoxycarbonyl, nucleophilic addition 150
 - N*-alkoxycarbonyl, reduction 149
 - N*-dealkylation 153
 - dithionite reduction 149
 - enolate addition 150, 151
 - Grignard addition 150, 151
 - linked to solid-support 98, 100
 - orbital picture 8
 - organozinc addition 151
 - oxidation to pyridones 148
 - photochemical conversion into cyclopentenes 141
 - rates of nucleophilic substitution 25
 - reduction 148, 149
 - structure 8
 - N*-trifluoromethanesulfonyl, phosphite addition 152
- Pyridinium-3-olate, in cycloadditions 140
- 4-Pyridone, linked to a resin 98
- 2-Pyridone, *N*-arylation with boronic acids 86, 87
- Pyridones, acidity 143
- N*/*O*-alkylation 143
 - conversion into amines 144
 - conversion into halides 144
 - mechanism 120
 - electrophilic substitution
 - mechanism 21
 - regioselectivity 142
 - halogenation 143
 - mesomeric structures 9
 - nitration 143
- 2-Pyridones, from 2-pyrones 206, 207
- 2-Pyridones, in [2 + 2] cycloadditions 141
- in [2 + 4] cycloadditions 140
 - photochemical conversion into 2-aza-bicyclo[2.2.0]hexadienes 141
- 4-Pyridones
- ring synthesis
 - from 4-pyrones 206, 207
 - from a furan 357
- Pyridine *N*-oxides 126
- O*-alkylation 154
 - bromination 154
 - conversion into 2-aminopyridines 156
 - conversion into halides 121, 155
 - deoxygenation 126
 - dipole moment 153
 - electrophilic substitution 121
 - Grignard addition 155
 - mercuration 154
 - mesomeric contributors 154
 - nitration 154
 - nucleophilic substitution 121
 - oxidation of 2-methyl 156
 - reaction with $POCl_3$ 155
- Pyridoxal phosphate 631
- Pyridoxine 631
- notable pyridine synthesis 165
- 3,4-Pyridyne 134
- Pyrimidines 249, 253
- N*-alkylation 254
 - ortho*-assisted lithiations 260
 - basicity 253, 254
 - boiling point 253
 - 5-boronic acid 260
 - bromination 255
 - 5-carboxylic acid, methyl ester, aza-Diels–Alder reaction 250
 - conversion into pyrazole 256
 - Diels–Alder reactions 262
 - linked to solid-support 99
 - mesomeric structures 8
 - N*-oxidation 254
 - orbital picture 8
 - an *N*-oxide, ring synthesis 262
 - a 4,5-quinodimethane 32
 - radical substitution 261
 - reaction with chloroformates and nucleophiles 273
 - reaction with hydrazine 256
 - ring synthesis
 - from $R(C=O)(C)(C=O)R$ plus $H_2N(C=NH)$ 252
 - from 1,3,5-triazine and alkynes 277
 - from ketones plus $2xRCN$ 278
 - from $R(C=O)(C)(C=O)R$ plus $H_2N(C=NH)$ 275–277
 - from 1,3,5-triazine 577
 - synthesis from pyrazine, photochemical 262
 - a 4-silane 259
 - a 2-stannane 259
 - 4-stannanes 52, 53
 - typical reactivity 249
 - zincation 259

- Pyrimidones, conversion into amines 270
 conversion into chlorides 269
 conversion into thiocarbonyl 269
 reaction with nucleophiles 265, 266
 ring synthesis
 from 3-ethoxyacryloyl isocyanate plus RNH₂ 277, 278
 from R(C=O)(C)(C=O)R plus urea 276
 O-silylation 267
- 2-Pyrones 205, 209
 conversion into 2-pyridone 215
 photochemical conversion into a bicyclic β-lactone 217
 5-carboxylate, Diels–Alder with 2-methoxyfuran 355
 bromination 214
 Diels–Alder reactions 216, 217
 ring synthesis
 from RC=C(C)CO₂H plus CH₂O 221
 from R(C=O)(C)CO₂H plus R(C=O)CH₂R 220
 miscellaneous routes 221, 222
- 4-Pyrones 205, 209
 electrophilic addition 213
 Grignard addition 215
 conversion into 4-halides 212
 conversion into 4-pyridones 215
 mesomeric structures 9
 photochemical conversion into 2-pyrones 212, 213
 ring opening with base 215
 ring synthesis
 from 4xRCO₂H 223
 from enamines and diketene 224
 from R(C=O)(C)(C=O)(C)(C=O)R 222
 from 1,3,5-triketones 207
 miscellaneous routes 223
- 1*H*-Pyrrole *see* Pyrroles
- Pyrroles 289, 295
 acidity 11, 30, 304
 acylation 298, 299, 300
 aldehydes/ketones, reduction to side-chain alkyl 309
 alkenylation 300
 alkylation 300
 basicity 296
 bromination 298
 carboxylic acids, decarboxylation 309, 310
 ipso iodination 310
 chlorination 298
 Diels–Alder reaction 308
 dipole moment 10
 electrophilic substitution mechanism 22
 rate 22, 290
 regioselectivity 290
 halo-, halogen-metal exchange 305, 306
 iodination 298
 C-lithiation 305
 Mannich reaction 302
 mesomeric structures 9
 nitration 296, 297
 orbital picture 9
 polymerization 295
 protonation 296
 reaction with acetone 301
 with dichlorocarbene 308
 with hydroxylamine 296
 with ketones 300
 resonance energy 7
 sulfonation 297
 3-sulfonic acid 297
 trimerisation 303
 radical displacement of phenylsulfonyl 306
 reaction with *para*-dimethylaminobenzaldehyde 302
 ring synthesis
 from C₄N units 316
 from isonitriles 293
 from ketone oximes and acetylene 316
 from mesionic compounds and acetylenes 317
 from R(C=O)(C)NH₂ plus R(C=O)CH₂(C=O)R,
 mechanism 313
 from R(C=O)(C)NH₂ plus EwgC ≡ CEwg 314
 from R(C=O)(C)NH₂ plus R(C=O)CH₂(C=O)R 312
 from R(C=O)(C₂)(C=O)R plus NH₃ 293
 mechanism 109
 R(C=O)(C₂)(C=O)R plus RNH₂ 311, 312
 from RCH₂CH=NN=CHCH₂R 315
 from RO₂CCH₂N≡C plus RC=C(NO₂)R 314
 from TsCH₂N≡C plus RC=C(C=O)R 314
 side-chain reactivity 309
 a 3-stannane 306
 substitution regioselectivity 23
 N-substitution 304
 1-TIPS-pyrrole 304
 bromination 298
 nitration 297
 typical reactivity 289
- Pyrrolidine 588
 acidity 304
 basicity 291, 588
 dipole moment 10
 N-protonation 290
 ring synthesis
 from X(C₄)Y 602, 603
 from cycloaddition to alkenes 603
 from pyrrole 306
- 3-Pyrrolin-2-one 310
 4-Pyrrolin-2-one 310
- Pyrroline 588
 1*H*-Pyrrolium cation 296
 2*H*-Pyrrolium cation 296
 3*H*-Pyrrolium cation 296
 3*H*-Pyrrolizine *see* Pyrrolizine
- Pyrrolizine 539, 551
 anion 539
 lithiation 551
- Pyrrolo[1,2-*a*]pyrazine 543
 ring synthesis from pyrroles 550
- a Pyrrolo[1,2-*a*]quinoxaline 542
 Pyrrolo[1,2-*c*]pyrimidines, ring synthesis from pyrroles 550
 a Pyrrolo[2,1-*b*]thiazole 542
 Pyrrolo[2,3-*b*]pyridine 400

- Pyrrolo[2,3-*c*]pyridine 400
 Pyrrolo[3,2-*b*]pyridine 400
 Pyrrolo[3,2-*c*]pyridine 400
 Pyrrol anion 304
 mesomeric structures 11
 orbital picture 11
 Pyrylium hexachloroantimonate(V) 209
 Pyrylium perchlorate, synthesis from Py^+SO_3^- 219
 Pyrylium ions, addition of cyanide 211
 addition of NH_3 210
 addition of nitromethane 211
 addition of organometallics 211
 addition of water 210
 addition of Wittig reagent 212
 conversion into benzenes 211
 conversion into pyridines, mechanism 210
 mesomeric structures 8
 orbital picture 8
 reactivity 205, 206
 ring synthesis
 from $\text{R}(\text{C}=\text{O})(\text{C})_2(\text{C}=\text{O})\text{R}$ 207
 from $\text{C}=\text{CCH}_2\text{R}$ plus $2\text{R}(\text{C}=\text{O})\text{Cl}$ 219
 from $\text{R}(\text{C}=\text{O})(\text{C})(\text{C}=\text{O})\text{R}$ plus $\text{R}(\text{C}=\text{O})\text{CH}_2\text{R}$ 220
 from $\text{R}(\text{C}=\text{O})(\text{C})_2(\text{C}=\text{O})\text{R}$ 218, 219
 ring synthesis, detailed mechanism 111, 112
 typical reactivity 205
 Pyrylium-3-olates
 generation 213
 dipolar cycloaddition 213

 Quaternisation, rate of, in azines 20
 Quercetin 642
 Quercitron bark 642
 Quetiapine 645, 646
 Quinazoline 253
 Quinine 638, 660
 Quinodimethanes, generation 31, 32
 Quinolines 115, 177
 acid-catalysed exchange 177
 amination, regioselectivity 179, 180
 basicity 177
 3-boronic acid, oxidation 182
 bromination 178
 electrophilic substitution, regioselectivity 122
 hydroxylation 180
 mesomeric structures 12
 nitration 177, 178
 mechanism 22
 nucleophilic substitution, regioselectivity 122
 nucleophilic 2-alkylation/arylation 179
 orbital picture 11
 oxidation of the benzene ring 179
 reduction, regioselective 183
 a 3-stannane 53
 structure 11
 6-sulfonic acid 178
 8-sulfonic acid 178
 2,3-quinodimethane 31
 3,4-quinodimethane 31
 ring synthesis
 from ArNH_2 plus $\text{R}(\text{C}=\text{O})\text{C}=\text{CR}$ 190, 191
 from ArNH_2 plus $\text{R}(\text{C}=\text{O})(\text{C})(\text{C}=\text{O})\text{R}$ 188–190
 from *ortho*- $\text{Ar}[(\text{C}=\text{O})\text{R}][\text{NH}_2]$ plus $\text{R}(\text{C}=\text{O})\text{CH}_2\text{R}$ 192
 from isatin and $\text{R}(\text{C}=\text{O})\text{CH}_2\text{R}$ 193
 from *ortho*- $\text{Ar}[\text{NH}_2][\text{C}=\text{C}(\text{C}=\text{O})\text{R}]$ 193
 sulfonation 178
 typical reactivity 121
 Quinolizidine alkaloids 638
 4*H*-Quinolizine 539
 Quinolizinium ions 539, 551
 ring opening 551
 ring synthesis from pyridines 551
 2-Quinolone, 3-lithiation 182
 4-Quinolone, nitration, regioselectivity 184
 Quinolones, tautomerism 184
 ring synthesis, from ArNH_2 plus $\text{R}(\text{C}=\text{O})(\text{C})\text{CO}_2\text{R}$ 189
 Quinoxaline 253
 a Quinoxaline 2,3-quinodimethane 32
 Quinoxaline, benzene ring oxidation 255

 Radical substitutions (see also ring systems in Contents)
 of a furan 30
 of a pyrrole 30
 of a benzothiazole 28
 of a pyridine 29
 of a pyrimidine 28
 of a quinoline 28, 29
 of an isoquinoline 28
 regiochemistry in azines 27–30
 Ramberg-Bäcklund reaction 595
 Raney nickel, desulfurisation of thiophenes 333
 Ranitidine 651
 notable furan synthesis 363
 Reactive blue 4 623
 Rebetol 661
 Receptors 646
 Reductive elimination 57
 Reissert compounds 186, 187, 507
 Reissert reaction, on solid-support 99
 Reissert synthesis of indoles 406
 Rember 658
 Requip 659
 Rescriptor 661
 Reserpine 638
 Retrovir 661
 Rheumatoid arthritis 657
 Rhodium catalysis, benzimidazole-2-alkylation 82
 Rhodium-catalysed silane formation 52
 Ribavirin 661
 Riboflavin 632
 Ribonucleic acid 635
 Ribose sugars 515
 Ribosylation
 of purines 518
 of uracils 267, 268
 Riecke zinc 47

- Rieke magnesium, with bromothiophenes 332
 Rilutek 659
 Riluzole 659
 Rimifon 660
 Ring closure, rate of versus size 599
 Rink resin 97
 Risk-Benefit 649
 Risperidal 645
 Risperidone 645, 646, 659
 RNA 635, 646
 Robinson-Gabriel synthesis of oxazoles 475
 Rogaine 654
 Ropinirole 659
 RTILs 621
 RuPhos 70
- Salcomine 588
 Saquinavir 661
 Selectfluor™ 610
 1-SEM-imidazole, 2-lithiation 467
N-SEM-pyrrole, 2-lithiation 305
 Sempervirine 638
 Senecionine 638
 Septrin 660
 Seretide 645
 Serine 598
 Seroquel 645
 Serotonin 377, 629
 notable indole synthesis 419
 Sharpless epoxides 593
 Sharpless epoxidation 605
 Side-chain oxidation, biological 619
 Silanes
 in cross coupling reactions 65, 66, 68
 ipso alkylation 54
 synthesis *via* coupling 52
 Sildenafil 649, 656
 notable 1*H*-pyrazolo[4,3-*d*]pyrimidine synthesis 535
 2-Silyloxyppyroles, reactions with aldehydes 311
 2-Silyloxythiophenes, reaction with aldehydes 336
 Simvastatin 656
 Singlet oxygen
 addition to a pyrrole 307
 addition to furans 355
 reaction with tryptophan 385
 Skraup synthesis of quinolines 190, 191
 Sodium coumarate 233
 Sodium coumarinate 233
 Solid-phase scavengers 100
 Solid-phase synthesis 98
 Sonogashira reaction 66, 69, 76, 77, 457
 SPhos 60, 66
 Sponges 639
 SPS *see* Solid-phase synthesis
 Stannanes
 in cross couplings 65, 66
 ipso substitution 53
 synthesis *via* coupling 52
 toxicity 67
- Statins 656
 Staurosporine aglycone, notable indole synthesis 419
 Stille reaction 66, 67, 71, 72, 73, 74, 75, 76, 79, 250
 Strychnine 638, 649
N-Substituents for pyrrole *C*-lithiation 305
N-Substituted indoles, lithiation, regioselectivity 388
 Sucrose 590
 Sugasawa synthesis 417
 Sulfamethoxazole 660
 Sulfolane 587
 Sulfonamides 660
 Sulfone
 displacement to release a pyrimidine from solid-support 99
 as leaving group 257, 258, 523, 560, 576
 Sulfoxide as leaving group, ability 578
 Sulfur to link a pyrimidine to solid-support 99
 Sumatriptan 654
 ¹⁴C-2-Sumatriptan 617
 Sunitinib 662, 663
 Sutent 662
 Suzuki–Miyaura reaction 66, 67, 71, 72, 73, 74, 75, 78, 420, 421
 using encapsulated Pd catalyst 103
 Swainsonine 638
 Sydnones 569
- Tagamet 651
 Tartrazine 493
 Tautomerism in heterocycles 12
 Taylor synthesis of pteridines 283
 3-TC 661
tele-Substitution
 in halo-diazines 256, 257
 in thenyl halides 335
 in furan series 356
 Telomestatin 640
 Temodal 661
 Temozolomide 661, 662
 2,2':5',3''-Terthiophene, notable thiophene ring synthesis 341
 Testosterone 657
 Tetrachlorodioxin 622
 Tetracyanoquinodimethane 626
 4,5,6,7-Tetrahydroindole, from Birch reduction 392
 1,2,3,4-Tetrahydrocarbazole 379
 Tetrahydrofolic acid 630
 Tetrahydrofuran 587
 basicity 291
 ring opening 599
 Tetrahydropyran 590
 conformation 590
 Tetrahydropyridines, from olefin metathesis 604
 1,2,3,4-Tetrahydropyrimidine derivative 261
 Tetrahydrothiophene, basicity 291
 1,2,3,4-Tetrahydro-β-carbolines, from tryptamines 384
 Tetrakis(2-thienyl)methane, notable thiophene synthesis 341
 1,2,3,3-Tetramethyl-3*H*-indolium iodide, from indole 378
 Tetrathiafulvalenes 626
 'Tetrazene' 561

- 1,2,3,5-Tetrazine 574
 1,2,4,5-Tetrazine 574
 Diels–Alder reaction 578
 nucleophilic substitutions 578
 ring synthesis from $2xArC\equiv N$ 579
- Tetrazoles 557
 acidity 11, 557
 a 5-stannane 563
 lithiation 563
 N-alkylation 562
 ring synthesis
 from amidrazones 568
 from $RC\equiv N$ plus RN_3 567, 568
 stability 561
 anion, mesomeric structures 11
- Tetrazolo[1,5-*a*]pyridine, ring-opening 547
- Tetronic acid 357
- Thenyl halides, *via* side-chain halogenation 334
- THF *see* tetrahydrofuran 291
- Thiadiazoles
 aromaticity 569
 ring syntheses 572–574
- 1,2,3-Thiadiazole 569
 ring synthesis on solid-support 99
 metallation 570
- 1,2,4-Thiadiazole 569
 ring synthesis from $RC(C=S)NH_2$ plus [O] 573
- 1,2,5-Thiadiazole 569
 ring synthesis from $H_2N(C_2)NH_2$ plus S_2Cl_2 574
- 1,3,4-Thiadiazole 569
- 1,2,3-Thiadiazoles, ring synthesis from a hydrazone plus $SOCl_2$ 572
- Thiamin 631, 632
 Thiamin pyrophosphate 457, 471, 632, 633
 Thiapyran 590
 1,2,3,4-Thiatriazole 574
- Thiazoles 455, 461
 N-alkylation 462, 463
 basicity 461
 mercuration 54
 nitration 464
 ring synthesis
 from $R(C=O)(C)Hal$ plus $H_2N(C=S)R$ 473, 474
 from TosMIC plus $R(C=S)$ 476
 from thiazolidines 477
 4-stannanes 468
- Thiazolidine 461
 Thiazoline 461
 Thiazol-2-one, bromination 472
 Thiazolium salts, deprotonation
 Thiazolium ylide 457, 464, 471, 633
 Thiazolo[3,2-*c*][1,2,3]triazole 552
 Thieno[2,3-*f*:5,4-*f'*]bis[1]benzothiophene, notable thiophene synthesis 341
 Thieno[2,3-*d*]imidazole, notable imidazole synthesis 478
 Thieno[3,4-*b*]thiophene, notable thiophene synthesis 340
 Thietanes 597
 ring synthesis from $X(C_3)Y$ 605
 2*H*-Thiete 597
- Thiiranes 592, 595
 ring synthesis from epoxides 605
 removal of S 595
 ring opening reactions 595
- Thiolane 590
 Thiolanium salts 591
 3-Thiolen-2-one 335
 4-Thiolen-2-one 335
 Thiolenones, acidity 336
 Thiophenes 289, 325
 acids, decarboxylation 335
 S-alkylation 329
 S,S-dioxides, Diels–Alder reaction 330
 S-oxide, Diels–Alder reaction 334
 chloromethylation 328
 dipole moment 10
 halogenation 326
 lithiation 331
 Mannich reaction 328
 nitration 326
 orbital picture 10
 reaction with aldehydes 328
 with isatin 328
 resonance energy 7
 structure 10
 sulfonation 326
 trimerisation 325, 326
 2-sulfonic acid 326
 3-boronic acid 332
 ipso displacement 328
 acylation 333
 Diels–Alder reaction 333, 334
 mercuration 329
 nitro-, nucleophilic substitution 330
 S-oxidation 330, 331
 radical substitution 333
 reduction to tetrahydrothiophenes 333
 reductive desulfurisation 333
 ring synthesis
 from $R(C=O)(C)(C=O)R$ plus $HSCH_2CO_2R$ 293
 from $R(C=O)(C)(C=O)R$ plus $HSCH_2CO_2R$ 338
 from $R(C=O)(C=O)R$ plus $R(C=O)CH_2SCH_2(C=O)R$ 337
 from $R(C=O)(C_2)(C=O)R$ plus 'S' 336, 337
 from $R(C=O)R$ plus EtO_2CCH_2CN plus S 340
 from $RC\equiv CC\equiv CR$ plus sulfide 337
 from thiazoles 340
 miscellaneous methods 339, 340
 3-tri-*n*-butylstannane 332
 ipso substitution 53
 typical reactivity 289
- 3,4-Thiophyne, generation 331
 Thiopurines, conversion into halides 529
 Thorazine 659
 Thymine 263, 635
 ^{14}C -2-thymine 618
- Ticlid 655
 Ticlopidine 655
 Timolol 654

- Tin compounds, toxicity 67
 Topoisomerase I 663
 Tosyl azide, hazards and substitutes 105
 Toxicity of heterocycles 622
 Trace amounts of tin 67
 Traceless link 98
 Transmetallation 58
 Traube synthesis of purines 531, 532
 Trazodone 548, 659
 Trialkyltin reagents, toxicity 67
 1,2,3-Triazine 574, 575
 ring synthesis from 1-aminopyrazole 578
 1,2,4-Triazine 574
 Diels–Alder reaction 577
 nucleophilic substitutions 575, 576
 ring synthesis from $R(C=O)(C=O)R$ plus $H_2N(C=NNH_2)$ 578
 VNS reaction 575
 1,3,5-Triazine 574
 amination 575
 bromination 575
 formate equivalent 576
 Diels–Alder reaction 577
 ring synthesis
 from $3xRC\equiv N$ 578
 miscellaneous methods 578, 579
 1,2,3-Triaziniums, nucleophilic addition 576
 radical substitution 576
 1,2,3-Triazoles 557
 N-alkylation 558
 ring synthesis
 from enamine plus RN_3 112
 from $RC\equiv CR$ plus RN_3 565, 566
 miscellaneous methods 566
 1,2,4-Triazoles 557, 559, 560
 N-acetylation 559
 leaving group in purine chemistry 523
 N-methylation 559
 nucleophilic substitution 560
 radical substitution 560
 ring synthesis from hydrazine derivatives 566, 567
 1,2,3-Triazolo[1,5-*a*]pyridine 543, 547
 ring-opening 547
 ring synthesis 548
 1,2,4-Triazolo[1,5-*a*]pyridine 543, 547, 548
 ring synthesis 549
 1,2,4-Triazolo[4,3-*a*]pyridine 543, 548
 ring synthesis 548
 [1,2,4]Triazolo[1,5-*a*]pyrimidine 564
 [1,2,3]Triazolo[1,5-*c*]pyrimidine 549
 [1,2,4]Triazolo[4,3-*b*]pyridazine 549
 ring synthesis from pyridazines 550, 551
 2,4,5-Tribromoimidazole 465
 2,3,5-Tribromothiophene 327
 Trifluoroborates 49
 ipso substitutions 52
 Trifluoromethyl hypofluorite 609
 1-(Triisopropylsilyl)indole *see* TIPS-indole under Indoles
 1-(Triisopropylsilyl)pyrrole *see* TIPS-pyrrole under Pyrroles
 Trimethoprim 660
 Trimethoxysilane, toxicity 68
 1,3-Bis(2,4,6-trimethylphenyl)imidazole carbene 471
 4-Trimethylsiloxy-pyridine 143
 Trimethylsilyl azide 565
 2-Trimethylsilyl-2*H*-1,2,3-triazole 558
 2-Trimethylsilyl-2*H*-indazole 506
 a 2-Trimethylsilylbenzimidazole, *ipso* substitution 504
 2-Trimethylsilylbenzothiazole 505
 ipso substitution 504
 2-Trimethylsilylfurans, conversion into butenolides 358
 1-Trimethylsilylimidazole 462
 a 2-Trimethylsilylimidazole, 5-lithiation 467
 4-Trimethylsilylindole 392
 a 2-Trimethylsilyloxazole 468
 2-Trimethylsilyloxyfuran 357
 2-Trimethylsilylthiazole 466
 Trimethyltin compounds, toxicity 67
 Tri-*o*-tolylphosphine 60
 2,4,6-Triphenylpyrylium, nitration 210
 Triprim 660
 a Tripyrrane 301
 Tris(furanyl)-18-crown-6, notable furan synthesis 363
 Trofimov synthesis of pyrroles 316
 Tryptamine, conversion into the oxindole 386
 Tryptophan 629
 protected, acid-catalysed pyrrolidine ring closure 374
 pyrrolidine ring closure with Br_2 374
 reaction with singlet oxygen 385
 synthesis from gramine 395
 TTF-TCNQ 626
 Tubocurarine 652
 Tunicates 639
 Tykerb/Tykerv 662
 Ulapualide A 640
 Uracils 251, 263
 electrophilic substitution 264, 265
 N-1-alkylation 268
 N-deprotonation 251
 photochemical [2 + 2] reactions 271
 halo, Grignard formation 269
 N-deprotonation 266
 ring synthesis from 3-ethoxyacryloyl isocyanate plus RNH_2 278
 halogen-zinc exchange 269
 Uric acid 637
 Uridines
 dipolar cycloaddition 271
 lithiation 268
 ^{15}N -uridine triacetate 617
 Urticaria 650
 UV absorption, heterocycles 14, 15
 Valium 658
 van Leusen synthesis of pyrroles 314
 mechanism 314

- Variolin B 639
Velcade 662
Verenicline 659
Verteporfin 664
Viagra 649, 656
Viagra™ *see* Sildenafil
Vicarious nucleophilic substitution 132, 179, 352, 386, 422,
575, 580, 581
 mechanism 26
Vidaza 661
Viktor Meyer 325
Vilsmeier reaction 299, 327, 349, 350, 377,
 mechanism 299, 377
Vinamidinium salts, in pyridine ring synthesis 160
 in thiophene ring synthesis 338
Vincristine 638, 663
Vinyl-pyridines, nucleophilic addition 148
a Vinyl-pyrrole, Diels–Alder reaction 308
Visudyne 664
Vitamin B₁ 630, 632
Vitamin B₂ 632
Vitamin B₃ 631
Vitamin B₆ 631
Vitamin B₁₂ 633, 634
Vitamin H 633
Vitamin K 655
Vitamins 630
VNS *see* Vicarious nucleophilic substitution
Wakayin 639
Wang resin 97
Warfarin 655
Xanax 658
Xanthine oxidase 637
Xanthine, nitration 520
Xanthopterin 282
Xantphos 84
Xeloda 662
XPhos 66
Xylose, conversion into furfural 359
Zantac 651
Zidovudine 661
Zinc, activated 47
Zinc compounds
 in cross couplings 65, 66, 71, 74
 preparation 47
Zincke salt
 of isoquinoline 186
 of pyridine 152, 153
Zinpyr 624
Zocor 656
Zofran 654
Zolpidem 658
Zovirax 661
Zyprexa 645, 659